

TXBF modes

FCC KDB 662911 D01 Multiple Transmitter Output v02r01

For CDD transmissions, directional gain is calculated as

$$DirectionalGain = 10 \cdot \log \left[\frac{\sum_{j=1}^{N_{SS}} \left\{ \sum_{k=1}^{N_{ANT}} g_{j,k} \right\}^2}{N_{ANT}} \right]$$

where

Each antenna is driven by no more than one spatial stream;

N_{SS} = the number of independent spatial streams of data;

N_{ANT} = the total number of antennas

$g_{j,k} = 10^{G_k / 20}$ if the k th antenna is being fed by spatial stream j , or zero if it is not;
 G_k is the gain in dBi of the k th antenna.

The EUT supports beamforming for 802.11ac modes.

The directional gain calculation is following F)2)e)ii) of KDB 662911 D01 v02r01.

The power and PSD limit should be modified if the directional gain of EUT is over 6 dBi,

The directional gain “DG” is calculated as following table.

			DG	DG	Power	PSD
	Ant. 1	Ant. 2	for	for	Limit	Limit
	(dBi)	(dBi)	Power	PSD	Reduction	Reduction
			(dBi)	(dBi)	(dB)	(dB)
2.4 GHz	1.80	0.40	4.14	4.14	0.00	0.00

Power Limit Reduction = DG(Power) – 6dBi, (min = 0)

PSD Limit Reduction = DG(PSD) – 6dBi, (min = 0)



4 List of Measuring Equipment

Instrument	Manufacturer	Model No.	Serial No.	Characteristics	Calibration Date	Test Date	Due Date	Remark
Power Meter	Anritsu	ML2495A	1132003	N/A	Aug. 16, 2018	Apr. 10, 2019~ May 03, 2019	Aug. 15, 2019	Conducted (TH05-HY)
Power Sensor	Anritsu	MA2411B	1126017	300MHz~40GHz	Aug. 16, 2018	Apr. 10, 2019~ May 03, 2019	Aug. 15, 2019	Conducted (TH05-HY)
Signal Analyzer	Rohde & Schwarz	FSV40	101756	40GHz	Dec. 18, 2018	Apr. 10, 2019~ May 03, 2019	Dec. 17, 2019	Conducted (TH05-HY)
Switch Box & RF Cable	Burgeon	ETF-058	EC120838 2	N/A	Mar. 27, 2019	Apr. 10, 2019~ May 03, 2019	Mar. 26, 2020	Conducted (TH05-HY)
AC Power Source	ChainTek	APC-1000W	N/A	N/A	N/A	Feb. 27, 2019	N/A	Conduction (CO05-HY)
EMI Test Receiver	Rohde & Schwarz	ESR3	102388	9KHz~3.6GHz	Nov. 12, 2018	Feb. 27, 2019	Nov. 11, 2019	Conduction (CO05-HY)
LISN	Rohde & Schwarz	ENV216	100080	9kHz~30MHz	Nov. 14, 2018	Feb. 27, 2019	Nov. 13, 2019	Conduction (CO05-HY)
LISN	Rohde & Schwarz	ENV216	100081	9kHz~30MHz	Nov. 09, 2018	Feb. 27, 2019	Nov. 08, 2019	Conduction (CO05-HY)
Software	Rohde & Schwarz	EMC32 V10.30	N/A	N/A	N/A	Feb. 27, 2019	N/A	Conduction (CO05-HY)
RF Cable	HUBER + SUHNER	RG 214/U	1358175	9kHz~30MHz	Sep. 14, 2018	Feb. 27, 2019	Sep. 13, 2019	Conduction (CO05-HY)
Pulse Limiter	SCHWARZBECK	VTSD 9561-F N	9561-F N00373	9kHz-200MHz	Nov. 08, 2018	Feb. 27, 2019	Nov. 07, 2019	Conduction (CO05-HY)
Loop Antenna	Rohde & Schwarz	HFH2-Z2	100315	9 kHz~30 MHz	Nov. 23, 2017	Feb. 04, 2019~ May 01, 2019	Nov. 22, 2019	Radiation (03CH16-HY)
Bilog Antenna	TESEQ	CBL6111D&0 0802N1D01N- 06	47020&06	30MHz to 1GHz	Oct. 13, 2018	Feb. 04, 2019~ May 01, 2019	Oct. 12, 2019	Radiation (03CH16-HY)
Horn Antenna	SCHWARZBECK	BBHA 9120 D	9120D-152 2	1G~18GHz	Sep. 07, 2018	Feb. 04, 2019~ May 01, 2019	Sep. 06, 2019	Radiation (03CH16-HY)
SHF-EHF Horn Antenna	SCHWARZBECK	BBHA 9170	BBHA9170 576	18GHz ~ 40GHz	May 08, 2018	Feb. 04, 2019~ May 01, 2019	May 07, 2019	Radiation (03CH16-HY)
EMI Test Receiver	Keysight	N9038A (MXE)	MY572901 11	3Hz~26.5GHz	Nov. 29, 2018	Feb. 04, 2019~ May 01, 2019	Nov. 28, 2019	Radiation (03CH16-HY)
Spectrum Analyzer	Agilent	N9010A	MY534701 18	10Hz~44GHz	Apr. 17, 2018	Feb. 04, 2019~ Apr. 14, 2019	Apr. 16, 2019	Radiation (03CH16-HY)
Spectrum Analyzer	Agilent	N9010A	MY534701 18	10Hz~44GHz	Apr. 18, 2019	Apr. 26, 2019 ~ May 01, 2019	Apr. 17, 2020	Radiation (03CH16-HY)
Amplifier	SONOMA	310N	371607	9kHz~1000MHz	Oct. 02, 2018	Feb. 04, 2019~ May 01, 2019	Oct. 01, 2019	Radiation (03CH16-HY)
Preamplifier	Jet-Power	JPA0118-55-3 03	171000180 0054001	1GHz~18GHz	Apr. 16, 2018	Feb. 04, 2019~ Apr. 14, 2019	Apr. 15, 2019	Radiation (03CH16-HY)
Preamplifier	Jet-Power	JPA0118-55-3 03	171000180 0054001	1GHz~18GHz	Apr. 25, 2019	Apr. 26, 2019 ~ May 01, 2019	Apr. 24, 2020	Radiation (03CH16-HY)
Preamplifier	Keysight	83017A	MY532702 64	1GHz~26.5GHz	Dec. 12, 2018	Feb. 04, 2019~ May 01, 2019	Dec. 11, 2019	Radiation (03CH16-HY)
Amplifier	MITEQ	TTA1840-35- HG	1871923	18GHz~40GHz, VSWR : 2.5:1 max	Jul. 16, 2018	Feb. 04, 2019~ May 01, 2019	Jul. 15, 2019	Radiation (03CH16-HY)



Instrument	Manufacturer	Model No.	Serial No.	Characteristics	Calibration Date	Test Date	Due Date	Remark
RF Cable	HUBER + SUHNER	SUCOFLEX 126E	0058/126E	30M-18G	N/A	Feb. 04, 2019~ May 01, 2019	N/A	Radiation (03CH16-HY)
RF Cable	HUBER + SUHNER	SUCOFLEX 104	MY15539/ 4	30M-18G	N/A	Feb. 04, 2019~ May 01, 2019	N/A	Radiation (03CH16-HY)
RF Cable	HUBER + SUHNER	SUCOFLEX 104	MY36979/ 4	30M~18GHz	N/A	Feb. 04, 2019~ May 01, 2019	N/A	Radiation (03CH16-HY)
Software	Audix	E3 6.2009-8-24	RK-001136	N/A	N/A	Feb. 04, 2019~ May 01, 2019	N/A	Radiation (03CH16-HY)



5 Uncertainty of Evaluation

Uncertainty of Conducted Emission Measurement (150kHz ~ 30MHz)

Measuring Uncertainty for a Level of Confidence of 95% ($U = 2Uc(y)$)	2.20
---	------

Uncertainty of Radiated Emission Measurement (30 MHz ~ 1000 MHz)

Measuring Uncertainty for a Level of Confidence of 95% ($U = 2Uc(y)$)	4.90
---	------

Uncertainty of Radiated Emission Measurement (1000 MHz ~ 18000 MHz)

Measuring Uncertainty for a Level of Confidence of 95% ($U = 2Uc(y)$)	5.80
---	------

Uncertainty of Radiated Emission Measurement (18000 MHz ~ 40000 MHz)

Measuring Uncertainty for a Level of Confidence of 95% ($U = 2Uc(y)$)	3.90
---	------

Appendix A. Test Result of Conducted Test Items

<CDD Mode>

Test Engineer:	Eason Huang	Temperature:	21~25	°C
Test Date:	2019/04/10~05/03	Relative Humidity:	51~54	%

TEST RESULTS DATA
6dB and 99% Occupied Bandwidth

2.4GHz Band										
Mod.	Data Rate	NTX	CH.	Freq. (MHz)	99% Occupied BW (MHz)		6dB BW (MHz)		6dB BW Limit (MHz)	Pass/Fail
					Ant 1	Ant 2	Ant 1	Ant 2		
11b	1Mbps	1	1	2412	9.54	-	6.05	-	0.50	Pass
11b	1Mbps	1	6	2437	10.04	-	6.53	-	0.50	Pass
11b	1Mbps	1	11	2462	10.04	-	6.55	-	0.50	Pass
11g	6Mbps	1	1	2412	16.93	-	16.32	-	0.50	Pass
11g	6Mbps	1	6	2437	17.48	-	16.28	-	0.50	Pass
11g	6Mbps	1	11	2462	16.93	-	16.30	-	0.50	Pass
VHT20	MCS0	1	1	2412	18.03	-	17.54	-	0.50	Pass
VHT20	MCS0	1	6	2437	18.48	-	17.28	-	0.50	Pass
VHT20	MCS0	1	11	2462	18.03	-	17.54	-	0.50	Pass
VHT40	MCS0	1	3	2422	36.66	-	36.04	-	0.50	Pass
VHT40	MCS0	1	6	2437	36.66	-	36.08	-	0.50	Pass
VHT40	MCS0	1	9	2452	36.86	-	36.08	-	0.50	Pass
11b	1Mbps	2	1	2412	9.59	11.89	6.05	5.59	0.50	Pass
11b	1Mbps	2	6	2437	10.04	10.04	6.05	6.05	0.50	Pass
11b	1Mbps	2	11	2462	9.69	9.74	6.07	7.07	0.50	Pass
11g	6Mbps	2	1	2412	16.88	16.78	16.30	16.34	0.50	Pass
11g	6Mbps	2	6	2437	17.48	17.08	16.30	16.32	0.50	Pass
11g	6Mbps	2	11	2462	16.88	16.88	16.32	16.34	0.50	Pass
VHT20	MCS0	2	1	2412	17.08	17.63	15.17	15.58	0.50	Pass
VHT20	MCS0	2	6	2437	17.28	17.63	15.17	15.56	0.50	Pass
VHT20	MCS0	2	11	2462	17.13	17.58	15.17	15.58	0.50	Pass
VHT40	MCS0	2	3	2422	36.46	36.36	35.60	35.13	0.50	Pass
VHT40	MCS0	2	6	2437	36.46	36.36	35.17	35.13	0.50	Pass
VHT40	MCS0	2	9	2452	36.46	36.36	35.60	35.17	0.50	Pass

TEST RESULTS DATA
Peak Power Spectral Density

2.4GHz Band												
Mod.	Data Rate	NTX	CH.	Freq. (MHz)	Peak PSD (dBm/3kHz)			DG (dBi)		Peak PSD Limit (dBm/3kHz)		Pass/Fail
					Ant 1	Ant 2	Worse + 3.01	Ant 1	Ant 2	Ant 1	Ant 2	
11b	1Mbps	1	1	2412	-2.95	-	-	1.80	0.40	8.00	8.00	Pass
11b	1Mbps	1	6	2437	0.28	-	-	1.80	0.40	8.00	8.00	Pass
11b	1Mbps	1	11	2462	1.57	-	-	1.80	0.40	8.00	8.00	Pass
11g	6Mbps	1	1	2412	-9.35	-	-	1.80	0.40	8.00	8.00	Pass
11g	6Mbps	1	6	2437	-3.62	-	-	1.80	0.40	8.00	8.00	Pass
11g	6Mbps	1	11	2462	-9.36	-	-	1.80	0.40	8.00	8.00	Pass
VHT20	MCS0	1	1	2412	-12.47	-	-	1.80	0.40	8.00	8.00	Pass
VHT20	MCS0	1	6	2437	-4.07	-	-	1.80	0.40	8.00	8.00	Pass
VHT20	MCS0	1	11	2462	-10.06	-	-	1.80	0.40	8.00	8.00	Pass
VHT40	MCS0	1	3	2422	-15.89	-	-	1.80	0.40	8.00	8.00	Pass
VHT40	MCS0	1	6	2437	-13.08	-	-	1.80	0.40	8.00	8.00	Pass
VHT40	MCS0	1	9	2452	-13.29	-	-	1.80	0.40	8.00	8.00	Pass
11b	1Mbps	2	1	2412	-3.00	2.19	5.20	4.14		8.00		Pass
11b	1Mbps	2	6	2437	-0.04	0.05	3.06	4.14		8.00		Pass
11b	1Mbps	2	11	2462	-0.64	-1.21	2.37	4.14		8.00		Pass
11g	6Mbps	2	1	2412	-11.26	-10.25	-7.24	4.14		8.00		Pass
11g	6Mbps	2	6	2437	-3.85	-5.07	-0.84	4.14		8.00		Pass
11g	6Mbps	2	11	2462	-11.02	-10.90	-7.89	4.14		8.00		Pass
VHT20	MCS0	2	1	2412	-14.02	-10.07	-7.06	4.14		8.00		Pass
VHT20	MCS0	2	6	2437	-8.07	-6.52	-3.51	4.14		8.00		Pass
VHT20	MCS0	2	11	2462	-12.41	-9.56	-6.55	4.14		8.00		Pass
VHT40	MCS0	2	3	2422	-20.96	-17.73	-14.72	4.14		8.00		Pass
VHT40	MCS0	2	6	2437	-17.75	-15.13	-12.12	4.14		8.00		Pass
VHT40	MCS0	2	9	2452	-19.82	-17.16	-14.15	4.14		8.00		Pass

Measured power density (dBm) has offset with cable loss.

TEST RESULTS DATA
Average Output Power

2.4GHz Band																
Mod.	Data Rate	N _{TX}	CH.	Freq. (MHz)	Average Conducted Power (dBm)			Conducted Power Limit (dBm)		DG (dBi)		EIRP Power (dBm)		EIRP Power Limit (dBm)		Pass /Fail
					Ant 1	Ant 2	SUM	Ant 1	Ant 2	Ant 1	Ant 2	Ant 1	Ant 2	Ant 1	Ant 2	
11b	1Mbps	1	1	2412	18.50	-		30.00	-	1.80	0.40	20.30	-	36.00	-	Pass
11b	1Mbps	1	6	2437	22.50	-		30.00	-	1.80	0.40	24.30	-	36.00	-	Pass
11b	1Mbps	1	11	2462	22.50	-		30.00	-	1.80	0.40	24.30	-	36.00	-	Pass
11g	6Mbps	1	1	2412	15.70	-		30.00	-	1.80	0.40	17.50	-	36.00	-	Pass
11g	6Mbps	1	6	2437	20.60	-		30.00	-	1.80	0.40	22.40	-	36.00	-	Pass
11g	6Mbps	1	11	2462	15.60	-		30.00	-	1.80	0.40	17.40	-	36.00	-	Pass
HT20	MCS0	1	1	2412	13.90	-		30.00	-	1.80	0.40	15.70	-	36.00	-	Pass
HT20	MCS0	1	6	2437	21.50	-		30.00	-	1.80	0.40	23.30	-	36.00	-	Pass
HT20	MCS0	1	11	2462	15.50	-		30.00	-	1.80	0.40	17.30	-	36.00	-	Pass
HT40	MCS0	1	3	2422	12.50	-		30.00	-	1.80	0.40	14.30	-	36.00	-	Pass
HT40	MCS0	1	6	2437	15.90	-		30.00	-	1.80	0.40	17.70	-	36.00	-	Pass
HT40	MCS0	1	9	2452	14.80	-		30.00	-	1.80	0.40	16.60	-	36.00	-	Pass
VHT20	MCS0	1	1	2412	14.00	-		30.00	-	1.80	0.40	15.80	-	36.00	-	Pass
VHT20	MCS0	1	6	2437	21.60	-		30.00	-	1.80	0.40	23.40	-	36.00	-	Pass
VHT20	MCS0	1	11	2462	15.60	-		30.00	-	1.80	0.40	17.40	-	36.00	-	Pass
VHT40	MCS0	1	3	2422	12.60	-		30.00	-	1.80	0.40	14.40	-	36.00	-	Pass
VHT40	MCS0	1	6	2437	16.00	-		30.00	-	1.80	0.40	17.80	-	36.00	-	Pass
VHT40	MCS0	1	9	2452	14.90	-		30.00	-	1.80	0.40	16.70	-	36.00	-	Pass
11b	1Mbps	2	1	2412	19.20	19.70	22.47	30.00		1.80		24.27		36.00		Pass
11b	1Mbps	2	6	2437	22.30	22.60	25.46	30.00		1.80		27.26		36.00		Pass
11b	1Mbps	2	11	2462	20.50	20.70	23.61	30.00		1.80		25.41		36.00		Pass
11g	6Mbps	2	1	2412	14.70	15.30	18.02	30.00		1.80		19.82		36.00		Pass
11g	6Mbps	2	6	2437	21.40	20.60	24.03	30.00		1.80		25.83		36.00		Pass
11g	6Mbps	2	11	2462	15.40	15.10	18.26	30.00		1.80		20.06		36.00		Pass
HT20	MCS0	2	1	2412	12.40	12.80	15.61	30.00		1.80		17.41		36.00		Pass
HT20	MCS0	2	6	2437	21.20	21.60	24.41	30.00		1.80		26.21		36.00		Pass
HT20	MCS0	2	11	2462	14.00	13.80	16.91	30.00		1.80		18.71		36.00		Pass
HT40	MCS0	2	3	2422	11.50	11.80	14.66	30.00		1.80		16.46		36.00		Pass
HT40	MCS0	2	6	2437	15.50	15.90	18.71	30.00		1.80		20.51		36.00		Pass
HT40	MCS0	2	9	2452	14.10	13.60	16.87	30.00		1.80		18.67		36.00		Pass
VHT20	MCS0	2	1	2412	12.50	13.00	15.77	30.00		1.80		17.57		36.00		Pass
VHT20	MCS0	2	6	2437	21.40	21.70	24.56	30.00		1.80		26.36		36.00		Pass
VHT20	MCS0	2	11	2462	14.10	13.90	17.01	30.00		1.80		18.81		36.00		Pass
VHT40	MCS0	2	3	2422	11.60	11.90	14.76	30.00		1.80		16.56		36.00		Pass
VHT40	MCS0	2	6	2437	15.60	16.00	18.81	30.00		1.80		20.61		36.00		Pass
VHT40	MCS0	2	9	2452	14.20	13.80	17.01	30.00		1.80		18.81		36.00		Pass

Note: Measured power (dBm) has offset with cable loss.

<TXBF Mode>

Test Engineer:	Eason Huang	Temperature:	21~25	°C
Test Date:	2019/04/11~2019/04/15	Relative Humidity:	51~54	%

TEST RESULTS DATA
6dB and 99% Occupied Bandwidth

2.4GHz Band										
Mod.	Data Rate	NTX	CH.	Freq. (MHz)	99% Occupied BW (MHz)		6dB BW (MHz)		6dB BW Limit (MHz)	Pass/Fail
					Ant 1	Ant 2	Ant 1	Ant 2		
VHT20	MCS0	2	1	2412	17.88	17.93	17.68	17.76	0.50	Pass
VHT20	MCS0	2	6	2437	18.18	18.43	17.72	17.68	0.50	Pass
VHT20	MCS0	2	11	2462	17.88	17.88	17.66	17.70	0.50	Pass
VHT40	MCS0	2	3	2422	36.46	36.36	35.17	35.17	0.50	Pass
VHT40	MCS0	2	6	2437	36.46	36.46	35.13	35.13	0.50	Pass
VHT40	MCS0	2	9	2452	36.56	36.46	35.17	35.17	0.50	Pass

TEST RESULTS DATA
Peak Power Spectral Density

2.4GHz Band												
Mod.	Data Rate	NTX	CH.	Freq. (MHz)	Peak PSD (dBm/3kHz)			DG (dBi)		Peak PSD Limit (dBm/3kHz)		Pass/Fail
					Ant 1	Ant 2	Worse + 3.01	Ant 1	Ant 2	Ant 1	Ant 2	
VHT20	MCS0	2	1	2412	-11.88	-11.76	-8.75	4.14		8.00		Pass
VHT20	MCS0	2	6	2437	-5.10	-3.86	-0.85	4.14		8.00		Pass
VHT20	MCS0	2	11	2462	-11.19	-8.58	-5.57	4.14		8.00		Pass
VHT40	MCS0	2	3	2422	-17.51	-14.32	-11.31	4.14		8.00		Pass
VHT40	MCS0	2	6	2437	-14.16	-12.11	-9.10	4.14		8.00		Pass
VHT40	MCS0	2	9	2452	-15.53	-12.63	-9.62	4.14		8.00		Pass

Measured power density (dBm) has offset with cable loss.

TEST RESULTS DATA
Average Output Power

2.4GHz Band																
Mod.	Data Rate	NTX	CH.	Freq. (MHz)	Average Conducted Power (dBm)			Conducted Power Limit (dBm)		DG (dBi)		EIRP Power (dBm)		EIRP Power Limit (dBm)		Pass /Fail
					Ant 1	Ant 2	SUM	Ant 1	Ant 2	Ant 1	Ant 2	Ant 1	Ant 2	Ant 1	Ant 2	
HT20	MCS0	2	1	2412	16.00	15.70	18.86	30.00		4.14		23.00		36.00		Pass
HT20	MCS0	2	6	2437	21.00	21.60	24.32	30.00		4.14		28.46		36.00		Pass
HT20	MCS0	2	11	2462	16.10	15.60	18.87	30.00		4.14		23.01		36.00		Pass
HT40	MCS0	2	3	2422	10.30	10.80	13.57	30.00		4.14		17.71		36.00		Pass
HT40	MCS0	2	6	2437	13.10	13.90	16.53	30.00		4.14		20.67		36.00		Pass
HT40	MCS0	2	9	2452	13.90	14.60	17.27	30.00		4.14		21.41		36.00		Pass
VHT20	MCS0	2	1	2412	16.20	15.90	19.06	30.00		4.14		23.20		36.00		Pass
VHT20	MCS0	2	6	2437	21.30	21.90	24.62	30.00		4.14		28.76		36.00		Pass
VHT20	MCS0	2	11	2462	16.30	15.80	19.07	30.00		4.14		23.21		36.00		Pass
VHT40	MCS0	2	3	2422	10.50	11.00	13.77	30.00		4.14		17.91		36.00		Pass
VHT40	MCS0	2	6	2437	13.30	14.00	16.67	30.00		4.14		20.81		36.00		Pass
VHT40	MCS0	2	9	2452	14.10	14.70	17.42	30.00		4.14		21.56		36.00		Pass

Note: Measured power (dBm) has offset with cable loss.



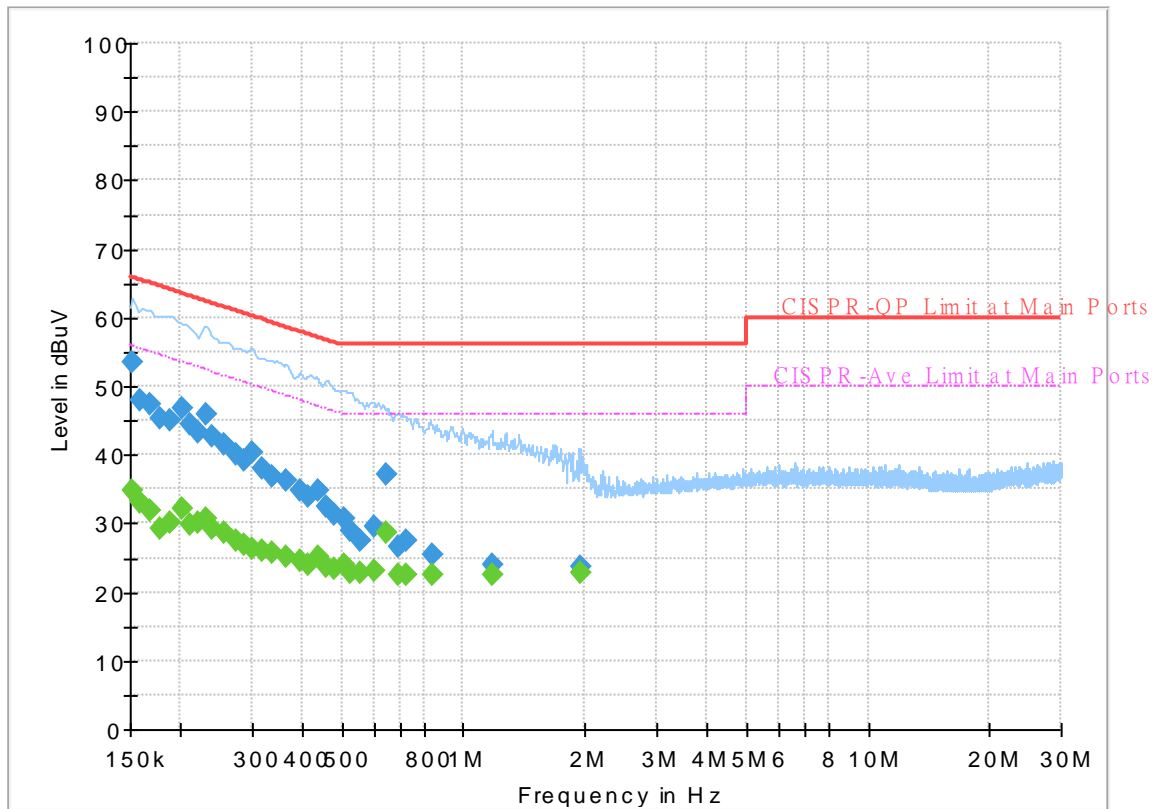
Appendix B. AC Conducted Emission Test Results

Test Engineer :	Rick Lin	Temperature :	25~26°C
		Relative Humidity :	52~54%

EUT Information

Report NO : 912813
 Test Mode : Mode 1
 Test Voltage : 120Vac/60Hz
 Phase : Line

Full Spectrum



Final_Result

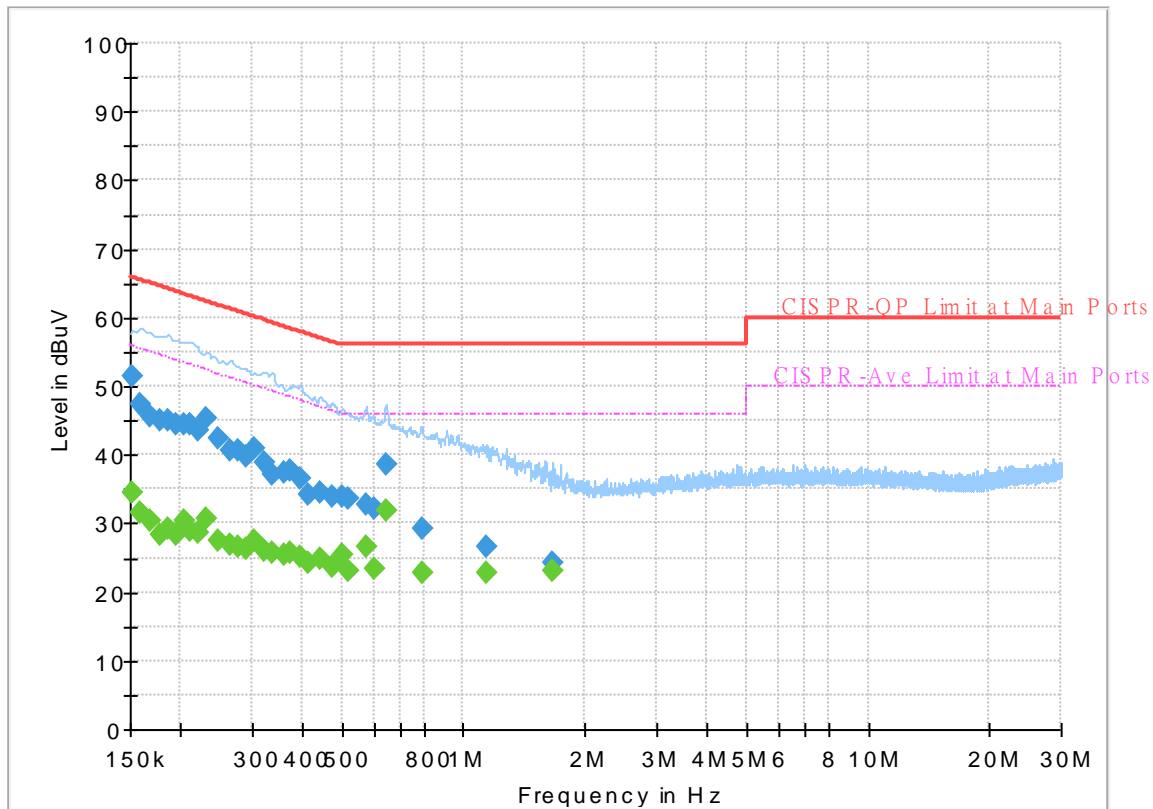
Frequency (MHz)	QuasiPeak (dBuV)	CAverage (dBuV)	Limit (dBuV)	Margin (dB)	Line	Filter	Corr. (dB)
0.152250	---	34.86	55.88	21.02	L1	OFF	19.5
0.152250	53.44	---	65.88	12.44	L1	OFF	19.5
0.159000	---	33.06	55.52	22.46	L1	OFF	19.5
0.159000	48.07	---	65.52	17.45	L1	OFF	19.5
0.168000	---	31.94	55.06	23.12	L1	OFF	19.5
0.168000	47.28	---	65.06	17.78	L1	OFF	19.5
0.177000	---	29.36	54.63	25.27	L1	OFF	19.5
0.177000	45.38	---	64.63	19.25	L1	OFF	19.5
0.188250	---	30.17	54.11	23.94	L1	OFF	19.5
0.188250	45.14	---	64.11	18.97	L1	OFF	19.5
0.201750	---	32.11	53.54	21.43	L1	OFF	19.5
0.201750	46.70	---	63.54	16.84	L1	OFF	19.5
0.210750	---	29.92	53.18	23.26	L1	OFF	19.5
0.210750	44.36	---	63.18	18.82	L1	OFF	19.5
0.219750	---	30.22	52.83	22.61	L1	OFF	19.5
0.219750	43.38	---	62.83	19.45	L1	OFF	19.5
0.231000	---	30.59	52.41	21.82	L1	OFF	19.5
0.231000	45.92	---	62.41	16.49	L1	OFF	19.5
0.240000	---	29.21	52.10	22.89	L1	OFF	19.5
0.240000	42.70	---	62.10	19.40	L1	OFF	19.5
0.255750	---	28.58	51.57	22.99	L1	OFF	19.5

0.255750	41.55	---	61.57	20.02	L1	OFF	19.5
0.273750	---	27.46	51.00	23.54	L1	OFF	19.5
0.273750	39.92	---	61.00	21.08	L1	OFF	19.5
0.287250	---	26.79	50.60	23.81	L1	OFF	19.5
0.287250	39.32	---	60.60	21.28	L1	OFF	19.5
0.300750	---	26.43	50.22	23.79	L1	OFF	19.5
0.300750	40.39	---	60.22	19.83	L1	OFF	19.5
0.316500	---	26.08	49.80	23.72	L1	OFF	19.5
0.316500	37.98	---	59.80	21.82	L1	OFF	19.5
0.336750	---	25.77	49.28	23.51	L1	OFF	19.5
0.336750	36.72	---	59.28	22.56	L1	OFF	19.5
0.363750	---	25.14	48.64	23.50	L1	OFF	19.5
0.363750	36.17	---	58.64	22.47	L1	OFF	19.5
0.393000	---	24.67	48.00	23.33	L1	OFF	19.5
0.393000	34.76	---	58.00	23.24	L1	OFF	19.5
0.415500	---	23.95	47.54	23.59	L1	OFF	19.5
0.415500	33.92	---	57.54	23.62	L1	OFF	19.5
0.438000	---	25.00	47.10	22.10	L1	OFF	19.5
0.438000	34.78	---	57.10	22.32	L1	OFF	19.5
0.458250	---	23.67	46.72	23.05	L1	OFF	19.5
0.458250	32.44	---	56.72	24.28	L1	OFF	19.5
0.480750	---	23.32	46.33	23.01	L1	OFF	19.5
0.480750	31.16	---	56.33	25.17	L1	OFF	19.5
0.505500	---	24.04	46.00	21.96	L1	OFF	19.5
0.505500	30.70	---	56.00	25.30	L1	OFF	19.5
0.528000	---	22.73	46.00	23.27	L1	OFF	19.5
0.528000	28.87	---	56.00	27.13	L1	OFF	19.5
0.557250	---	22.88	46.00	23.12	L1	OFF	19.5
0.557250	27.51	---	56.00	28.49	L1	OFF	19.5
0.602250	---	23.17	46.00	22.83	L1	OFF	19.6
0.602250	29.67	---	56.00	26.33	L1	OFF	19.6
0.645000	---	28.52	46.00	17.48	L1	OFF	19.6
0.645000	37.14	---	56.00	18.86	L1	OFF	19.6
0.692250	---	22.66	46.00	23.34	L1	OFF	19.6
0.692250	26.60	---	56.00	29.40	L1	OFF	19.6
0.719250	---	22.64	46.00	23.36	L1	OFF	19.6
0.719250	27.35	---	56.00	28.65	L1	OFF	19.6
0.834000	---	22.55	46.00	23.45	L1	OFF	19.6
0.834000	25.35	---	56.00	30.65	L1	OFF	19.6
1.176000	---	22.42	46.00	23.58	L1	OFF	19.6
1.176000	23.93	---	56.00	32.07	L1	OFF	19.6
1.938750	---	22.84	46.00	23.16	L1	OFF	19.6
1.938750	23.64	---	56.00	32.36	L1	OFF	19.6

EUT Information

Report NO : 912813
 Test Mode : Mode 1
 Test Voltage : 120Vac/60Hz
 Phase : Neutral

Full Spectrum



Final_Result

Frequency (MHz)	QuasiPeak (dBuV)	CAverage (dBuV)	Limit (dBuV)	Margin (dB)	Line	Filter	Corr. (dB)
0.152250	---	34.59	55.88	21.29	N	OFF	19.5
0.152250	51.55	---	65.88	14.33	N	OFF	19.5
0.159000	---	31.50	55.52	24.02	N	OFF	19.5
0.159000	47.39	---	65.52	18.13	N	OFF	19.5
0.168000	---	30.46	55.06	24.60	N	OFF	19.5
0.168000	45.61	---	65.06	19.45	N	OFF	19.5
0.177000	---	28.38	54.63	26.25	N	OFF	19.5
0.177000	44.91	---	64.63	19.72	N	OFF	19.5
0.186000	---	29.12	54.21	25.09	N	OFF	19.5
0.186000	44.97	---	64.21	19.24	N	OFF	19.5
0.195000	---	28.40	53.82	25.42	N	OFF	19.5
0.195000	44.46	---	63.82	19.36	N	OFF	19.5
0.204000	---	30.48	53.45	22.97	N	OFF	19.5
0.204000	44.44	---	63.45	19.01	N	OFF	19.5
0.210750	---	29.02	53.18	24.16	N	OFF	19.5
0.210750	44.52	---	63.18	18.66	N	OFF	19.5
0.222000	---	28.80	52.74	23.94	N	OFF	19.5
0.222000	43.48	---	62.74	19.26	N	OFF	19.5
0.231000	---	30.57	52.41	21.84	N	OFF	19.5
0.231000	45.30	---	62.41	17.11	N	OFF	19.5
0.246750	---	27.39	51.87	24.48	N	OFF	19.5

0.246750	42.25	---	61.87	19.62	N	OFF	19.5
0.264750	---	26.79	51.28	24.49	N	OFF	19.5
0.264750	40.67	---	61.28	20.61	N	OFF	19.5
0.276000	---	26.61	50.94	24.33	N	OFF	19.5
0.276000	40.63	---	60.94	20.31	N	OFF	19.5
0.289500	---	26.24	50.54	24.30	N	OFF	19.5
0.289500	39.81	---	60.54	20.73	N	OFF	19.5
0.305250	---	27.34	50.10	22.76	N	OFF	19.5
0.305250	40.88	---	60.10	19.22	N	OFF	19.5
0.321000	---	26.10	49.68	23.58	N	OFF	19.5
0.321000	38.96	---	59.68	20.72	N	OFF	19.5
0.336750	---	25.85	49.28	23.43	N	OFF	19.5
0.336750	37.14	---	59.28	22.14	N	OFF	19.5
0.359250	---	25.34	48.75	23.41	N	OFF	19.5
0.359250	37.52	---	58.75	21.23	N	OFF	19.5
0.375000	---	25.59	48.39	22.80	N	OFF	19.5
0.375000	37.71	---	58.39	20.68	N	OFF	19.5
0.395250	---	25.20	47.95	22.75	N	OFF	19.5
0.395250	36.63	---	57.95	21.32	N	OFF	19.5
0.415500	---	24.41	47.54	23.13	N	OFF	19.5
0.415500	34.08	---	57.54	23.46	N	OFF	19.5
0.442500	---	24.99	47.02	22.03	N	OFF	19.5
0.442500	34.62	---	57.02	22.40	N	OFF	19.5
0.471750	---	23.54	46.48	22.94	N	OFF	19.5
0.471750	33.89	---	56.48	22.59	N	OFF	19.5
0.503250	---	25.32	46.00	20.68	N	OFF	19.5
0.503250	33.95	---	56.00	22.05	N	OFF	19.5
0.519000	---	23.05	46.00	22.95	N	OFF	19.5
0.519000	33.75	---	56.00	22.25	N	OFF	19.5
0.575250	---	26.51	46.00	19.49	N	OFF	19.5
0.575250	32.65	---	56.00	23.35	N	OFF	19.5
0.600000	---	23.27	46.00	22.73	N	OFF	19.6
0.600000	32.09	---	56.00	23.91	N	OFF	19.6
0.645000	---	31.76	46.00	14.24	N	OFF	19.6
0.645000	38.74	---	56.00	17.26	N	OFF	19.6
0.789000	---	22.82	46.00	23.18	N	OFF	19.6
0.789000	29.12	---	56.00	26.88	N	OFF	19.6
1.144500	---	22.81	46.00	23.19	N	OFF	19.6
1.144500	26.52	---	56.00	29.48	N	OFF	19.6
1.664250	---	22.98	46.00	23.02	N	OFF	19.6
1.664250	24.39	---	56.00	31.61	N	OFF	19.6



Appendix C. Radiated Spurious Emission

Test Engineer :	CR Liao, Austin Li, and Jacky Hung	Temperature :	23~25°C
		Relative Humidity :	55~57%

<CDD Mode>

2.4GHz 2400~2483.5MHz

WIFI 802.11b (Band Edge @ 3m)

WIFI Ant.	Note	Frequency (MHz)	Level (dBμV/m)	Over Limit (dB)	Limit Line (dBμV/m)	Read Level (dBμV)	Antenna Factor (dB/m)	Path Loss (dB)	Preamp Factor (dB)	Ant Pos (cm)	Table Pos (deg)	Peak Avg. (P/A)	Pol. (H/V)	
802.11b CH 01 2412MHz		2388.645	59.48	-14.52	74	43.93	27.23	18.31	29.99	126	19	P	H	
		2388.645	51.15	-2.85	54	35.6	27.23	18.31	29.99	126	19	A	H	
	*	2412	113	-	-	97.36	27.29	18.34	29.99	126	19	P	H	
	*	2412	109.8	-	-	94.16	27.29	18.34	29.99	126	19	A	H	
													H	
														H
			2386.125	60.71	-13.29	74	45.16	27.23	18.31	29.99	307	239	P	V
			2388.96	51.75	-2.25	54	36.2	27.23	18.31	29.99	307	239	A	V
	*		2412	114.86	-	-	99.22	27.29	18.34	29.99	307	239	P	V
	*		2412	111.24	-	-	95.6	27.29	18.34	29.99	307	239	A	V
														V
														V
802.11b CH 06 2437MHz		2346.26	56.54	-17.46	74	41.16	27.13	18.25	30	118	18	P	H	
		2357.74	44.25	-9.75	54	28.82	27.16	18.27	30	118	18	A	H	
	*	2437	113.84	-	-	98.12	27.35	18.35	29.98	118	18	P	H	
	*	2437	110.75	-	-	95.03	27.35	18.35	29.98	118	18	A	H	
			2492.3	56.06	-17.94	74	40.15	27.48	18.39	29.96	118	18	P	H
			2486.98	44.55	-9.45	54	28.67	27.47	18.38	29.97	118	18	A	H
			2327.64	56.4	-17.6	74	41.09	27.09	18.23	30.01	344	240	P	V
			2357.88	44.49	-9.51	54	29.06	27.16	18.27	30	344	240	A	V
	*		2437	113.99	-	-	98.27	27.35	18.35	29.98	344	240	P	V
	*		2437	110.88	-	-	95.16	27.35	18.35	29.98	344	240	A	V
			2492.51	56.47	-17.53	74	40.56	27.48	18.39	29.96	344	240	P	V
			2498.6	44.6	-9.4	54	28.67	27.5	18.39	29.96	344	240	A	V



802.11b CH 11 2462MHz	*	2462	114.05	-	-	98.24	27.41	18.37	29.97	106	19	P	H
	*	2462	110.93	-	-	95.12	27.41	18.37	29.97	106	19	A	H
		2485.16	65.07	-8.93	74	49.2	27.46	18.38	29.97	106	19	P	H
		2484.76	52.22	-1.78	54	36.35	27.46	18.38	29.97	106	19	A	H
													H
													H
	*	2462	114.77	-	-	98.96	27.41	18.37	29.97	343	237	P	V
	*	2462	111.58	-	-	95.77	27.41	18.37	29.97	343	237	A	V
		2485.64	63.25	-10.75	74	47.37	27.47	18.38	29.97	343	237	P	V
		2484.88	51.88	-2.12	54	36.01	27.46	18.38	29.97	343	237	A	V
													V
													V
Remark	1. No other spurious found. 2. All results are PASS against Peak and Average limit line.												



2.4GHz 2400~2483.5MHz
WIFI 802.11b (Harmonic @ 3m)

WIFI Ant. 1	Note	Frequency (MHz)	Level (dBμV/m)	Over Limit (dB)	Limit Line (dBμV/m)	Read Level (dBμV)	Antenna Factor (dB/m)	Path Loss (dB)	Preamp Factor (dB)	Ant Pos (cm)	Table Pos (deg)	Peak Avg. (P/A)	Pol. (H/V)
802.11b CH 01 2412MHz		4874	43.98	-30.02	74	59.62	32.55	13.92	62.11	100	0	P	H
		14472	54.76	-19.24	74	55.18	41.17	21.29	62.88	283	82	P	H
		14472	49.85	-4.15	54	50.27	41.17	21.29	62.88	283	82	A	H
													H
		4874	43.83	-30.17	74	59.47	32.55	13.92	62.11	100	0	P	V
		14472	55.2	-18.8	74	55.62	41.17	21.29	62.88	294	90	P	V
		14472	51.35	-2.65	54	51.77	41.17	21.29	62.88	294	90	A	V
802.11b CH 06 2437MHz		4874	47.62	-26.38	74	63.26	32.55	13.92	62.11	100	0	P	H
		7311	47.26	-26.74	74	57.82	37.24	15.25	63.05	100	0	P	H
		17059	54.94	-19.06	74	51.56	42.21	23.43	62.26	159	204	P	H
		17059	47.59	-6.41	54	44.21	42.21	23.43	62.26	159	204	A	H
		4874	47.6	-26.4	74	63.24	32.55	13.92	62.11	100	0	P	V
		7311	46.55	-27.45	74	57.11	37.24	15.25	63.05	100	0	P	V
		12185	53.2	-20.8	74	58.53	38.89	19.31	63.53	243	90	P	V
		12185	47.27	-6.73	54	52.6	38.89	19.31	63.53	243	90	A	V
		17059	56.85	-17.15	74	53.47	42.21	23.43	62.26	171	44	P	V
		17059	50.22	-3.78	54	46.84	42.21	23.43	62.26	171	44	A	V
802.11b CH 11 2462MHz		4924	46.97	-27.03	74	62.43	32.65	14.01	62.12	100	0	P	H
		7386	46.31	-27.69	74	56.82	37.34	15.17	63.02	100	0	P	H
													H
													H
		4924	47.28	-26.72	74	62.74	32.65	14.01	62.12	100	0	P	V
		7386	46.11	-27.89	74	56.62	37.34	15.17	63.02	100	0	P	V
		12310	53.91	-20.09	74	59.02	38.81	19.44	63.36	246	93	P	V
		12310	47.96	-6.04	54	53.07	38.81	19.44	63.36	246	93	A	V
Remark	1. No other spurious found. 2. All results are PASS against Peak and Average limit line.												



2.4GHz 2400~2483.5MHz
WIFI 802.11g (Band Edge @ 3m)

WIFI Ant. 1	Note	Frequency (MHz)	Level (dBµV/m)	Over Limit (dB)	Limit Line (dBµV/m)	Read Level (dBµV)	Antenna Factor (dB/m)	Path Loss (dB)	Preamp Factor (dB)	Ant Pos (cm)	Table Pos (deg)	Peak Avg. (P/A)	Pol. (H/V)	
802.11g CH 01 2412MHz		2390	64.39	-9.61	74	48.82	27.24	18.32	29.99	123	20	P	H	
		2390	51.89	-2.11	54	36.32	27.24	18.32	29.99	123	20	A	H	
	*	2412	107.86	-	-	92.22	27.29	18.34	29.99	123	20	P	H	
	*	2412	99.88	-	-	84.24	27.29	18.34	29.99	123	20	A	H	
													H	
													H	
			2389.695	64.87	-9.13	74	49.3	27.24	18.32	29.99	331	240	P	V
			2389.8	52.5	-1.5	54	36.93	27.24	18.32	29.99	331	240	A	V
	*		2412	108.99	-	-	93.35	27.29	18.34	29.99	331	240	P	V
	*		2412	101.64	-	-	86	27.29	18.34	29.99	331	240	A	V
													V	
													V	
802.11g CH 06 2437MHz		2389.1	59.36	-14.64	74	43.81	27.23	18.31	29.99	116	18	P	H	
		2389.8	47.57	-6.43	54	32	27.24	18.32	29.99	116	18	A	H	
	*	2437	114.38	-	-	98.66	27.35	18.35	29.98	116	18	P	H	
	*	2437	106.7	-	-	90.98	27.35	18.35	29.98	116	18	A	H	
			2492.3	57.32	-16.68	74	41.41	27.48	18.39	29.96	116	18	P	H
			2483.62	46.8	-7.2	54	30.93	27.46	18.38	29.97	116	18	A	H
			2389.38	59.85	-14.15	74	44.3	27.23	18.31	29.99	312	239	P	V
			2389.66	47.24	-6.76	54	31.67	27.24	18.32	29.99	312	239	A	V
	*		2437	115.39	-	-	99.67	27.35	18.35	29.98	312	239	P	V
	*		2437	107.85	-	-	92.13	27.35	18.35	29.98	312	239	A	V
			2487.82	57.01	-16.99	74	41.13	27.47	18.38	29.97	312	239	P	V
			2485.02	46.52	-7.48	54	30.65	27.46	18.38	29.97	312	239	A	V



802.11g CH 11 2462MHz	*	2462	107.57	-	-	91.86	27.6	18.37	30.26	136	9	P	H
	*	2462	99.94	-	-	84.23	27.6	18.37	30.26	136	9	A	H
		2483.52	60.73	-13.27	74	44.94	27.66	18.38	30.25	136	9	P	H
		2483.52	50.75	-3.25	54	34.96	27.66	18.38	30.25	136	9	A	H
													H
													H
	*	2462	108.13	-	-	92.42	27.6	18.37	30.26	298	251	P	V
	*	2462	100.65	-	-	84.94	27.6	18.37	30.26	298	251	A	V
		2483.72	61.09	-12.91	74	45.3	27.66	18.38	30.25	298	251	P	V
		2483.64	50.8	-3.2	54	35.01	27.66	18.38	30.25	298	251	A	V
													V
													V
Remark	1. No other spurious found. 2. All results are PASS against Peak and Average limit line.												



2.4GHz 2400~2483.5MHz
WIFI 802.11g (Harmonic @ 3m)

WIFI Ant. 1	Note	Frequency (MHz)	Level (dBμV/m)	Over Limit (dB)	Limit Line (dBμV/m)	Read Level (dBμV)	Antenna Factor (dB/m)	Path Loss (dB)	Preamp Factor (dB)	Ant Pos (cm)	Table Pos (deg)	Peak Avg. (P/A)	Pol. (H/V)	
802.11g CH 01 2412MHz		4824	39.76	-34.24	74	53.29	31.25	13.76	58.54	100	0	P	H	
													H	
													H	
													H	
			4824	39.07	-34.93	74	52.6	31.25	13.76	58.54	100	0	P	V
														V
														V
802.11g CH 06 2437MHz		4874	45.4	-28.6	74	58.74	31.35	13.84	58.53	100	0	P	H	
		7311	42.4	-31.6	74	50.08	36.07	15.22	58.97	100	0	P	H	
													H	
													H	
			4874	43.68	-30.32	74	57.02	31.35	13.84	58.53	100	0	P	V
			7311	43.66	-30.34	74	51.34	36.07	15.22	58.97	100	0	P	V
														V
802.11g CH 11 2462MHz		4924	40.21	-33.79	74	53.36	31.45	13.92	58.52	100	0	P	H	
		7386	42.87	-31.13	74	50.34	36.28	15.15	58.9	100	0	P	H	
													H	
													H	
			4924	39.42	-34.58	74	52.57	31.45	13.92	58.52	100	0	P	V
			7386	42.35	-31.65	74	49.82	36.28	15.15	58.9	100	0	P	V
														V
Remark	1. No other spurious found.													
	2. All results are PASS against Peak and Average limit line.													



2.4GHz 2400~2483.5MHz
WIFI 802.11ac VHT20 (Band Edge @ 3m)

WIFI Ant. 1	Note	Frequency (MHz)	Level (dBμV/m)	Over Limit (dB)	Limit Line (dBμV/m)	Read Level (dBμV)	Antenna Factor (dB/m)	Path Loss (dB)	Preamp Factor (dB)	Ant Pos (cm)	Table Pos (deg)	Peak Avg. (P/A)	Pol. (H/V)	
802.11ac VHT20 CH 01 2412MHz		2389.8	61.04	-12.96	74	45.59	27.41	18.32	30.28	130	12	P	H	
		2389.8	50.97	-3.03	54	35.52	27.41	18.32	30.28	130	12	A	H	
	*	2412	105.37	-	-	89.84	27.47	18.34	30.28	130	12	P	H	
	*	2412	98.13	-	-	82.6	27.47	18.34	30.28	130	12	A	H	
													H	
														H
			2389.695	63.04	-10.96	74	47.59	27.41	18.32	30.28	307	252	P	V
			2389.59	52.95	-1.05	54	37.51	27.41	18.31	30.28	307	252	A	V
	*		2412	108.43	-	-	92.9	27.47	18.34	30.28	307	252	P	V
	*		2412	100.69	-	-	85.16	27.47	18.34	30.28	307	252	A	V
													V	
													V	
802.11ac VHT20 CH 06 2437MHz		2389.52	59.11	-14.89	74	43.56	27.23	18.31	29.99	122	19	P	H	
		2389.94	48.02	-5.98	54	32.45	27.24	18.32	29.99	122	19	A	H	
	*	2437	113.74	-	-	98.02	27.35	18.35	29.98	122	19	P	H	
	*	2437	105.83	-	-	90.11	27.35	18.35	29.98	122	19	A	H	
			2484.11	59.54	-14.46	74	43.67	27.46	18.38	29.97	122	19	P	H
			2483.76	46.8	-7.2	54	30.93	27.46	18.38	29.97	122	19	A	H
			2378.6	58.62	-15.38	74	43.1	27.21	18.3	29.99	303	240	P	V
			2389.8	48.55	-5.45	54	32.98	27.24	18.32	29.99	303	240	A	V
	*		2437	114.96	-	-	99.24	27.35	18.35	29.98	303	240	P	V
	*		2437	107.38	-	-	91.66	27.35	18.35	29.98	303	240	A	V
		2486.84	57.15	-16.85	74	41.27	27.47	18.38	29.97	303	240	P	V	
		2483.83	46.25	-7.75	54	30.38	27.46	18.38	29.97	303	240	A	V	



802.11ac VHT20 CH 11 2462MHz	*	2462	107.35	-	-	91.64	27.6	18.37	30.26	134	19	P	H
	*	2462	99.68	-	-	83.97	27.6	18.37	30.26	134	19	A	H
		2483.52	63.72	-10.28	74	47.93	27.66	18.38	30.25	134	19	P	H
		2483.64	51.13	-2.87	54	35.34	27.66	18.38	30.25	134	19	A	H
													H
													H
	*	2462	109.05	-	-	93.34	27.6	18.37	30.26	296	251	P	V
	*	2462	100.12	-	-	84.41	27.6	18.37	30.26	296	251	A	V
		2484.2	64.23	-9.77	74	48.44	27.66	18.38	30.25	296	251	P	V
		2483.68	51.42	-2.58	54	35.63	27.66	18.38	30.25	296	251	A	V
													V
													V
Remark	1. No other spurious found. 2. All results are PASS against Peak and Average limit line.												



2.4GHz 2400~2483.5MHz
WIFI 802.11ac VHT20 (Harmonic @ 3m)

WIFI Ant. 1	Note	Frequency (MHz)	Level (dBμV/m)	Over Limit (dB)	Limit Line (dBμV/m)	Read Level (dBμV)	Antenna Factor (dB/m)	Path Loss (dB)	Preamp Factor (dB)	Ant Pos (cm)	Table Pos (deg)	Peak Avg. (P/A)	Pol. (H/V)	
802.11ac VHT20 CH 01 2412MHz		4824	41.42	-32.58	74	54.95	31.25	13.76	58.54	100	0	P	H	
													H	
													H	
													H	
			4824	39.81	-34.19	74	53.34	31.25	13.76	58.54	100	0	P	V
														V
														V
802.11ac VHT20 CH 06 2437MHz		4874	45.89	-28.11	74	61.53	32.55	13.92	62.11	100	0	P	H	
		7311	47.87	-26.13	74	58.43	37.24	15.25	63.05	100	0	P	H	
													H	
													H	
			4874	47.46	-26.54	74	63.1	32.55	13.92	62.11	100	0	P	V
			7311	46.77	-27.23	74	57.33	37.24	15.25	63.05	100	0	P	V
														V
802.11ac VHT20 CH 11 2462MHz		4924	39.59	-34.41	74	52.74	31.45	13.92	58.52	100	0	P	H	
		7386	42.88	-31.12	74	50.35	36.28	15.15	58.9	100	0	P	H	
													H	
													H	
			4924	39.07	-34.93	74	52.22	31.45	13.92	58.52	100	0	P	V
			7386	43.01	-30.99	74	50.48	36.28	15.15	58.9	100	0	P	V
														V
Remark	1. No other spurious found.													
	2. All results are PASS against Peak and Average limit line.													



**2.4GHz 2400~2483.5MHz
WIFI 802.11ac VHT40 (Band Edge @ 3m)**

WIFI Ant. 1	Note	Frequency (MHz)	Level (dBμV/m)	Over Limit (dB)	Limit Line (dBμV/m)	Read Level (dBμV)	Antenna Factor (dB/m)	Path Loss (dB)	Preamp Factor (dB)	Ant Pos (cm)	Table Pos (deg)	Peak Avg. (P/A)	Pol. (H/V)
802.11ac VHT40 CH 03 2422MHz		2389.38	60.58	-13.42	74	45.14	27.41	18.31	30.28	131	19	P	H
		2389.8	51.24	-2.76	54	35.79	27.41	18.32	30.28	131	19	A	H
	*	2422	101.37	-	-	85.8	27.5	18.34	30.27	131	19	P	H
	*	2422	93.56	-	-	77.99	27.5	18.34	30.27	131	19	A	H
		2488.66	57.55	-16.45	74	41.75	27.67	18.38	30.25	131	19	P	H
		2484.46	46.93	-7.07	54	31.14	27.66	18.38	30.25	131	19	A	H
		2387.28	60.21	-13.79	74	44.77	27.41	18.31	30.28	239	250	P	V
		2389.94	51.61	-2.39	54	36.16	27.41	18.32	30.28	239	250	A	V
	*	2422	102.99	-	-	87.42	27.5	18.34	30.27	239	250	P	V
	*	2422	94.64	-	-	79.07	27.5	18.34	30.27	239	250	A	V
		2496.71	56.64	-17.36	74	40.81	27.69	18.39	30.25	239	250	P	V
		2483.5	46.97	-7.03	54	31.18	27.66	18.38	30.25	239	250	A	V
802.11ac VHT40 CH 06 2437MHz		2386.86	62.45	-11.55	74	46.9	27.23	18.31	29.99	124	18	P	H
		2388.54	51.83	-2.17	54	36.28	27.23	18.31	29.99	124	18	A	H
	*	2437	105.37	-	-	89.65	27.35	18.35	29.98	124	18	P	H
	*	2437	97.32	-	-	81.6	27.35	18.35	29.98	124	18	A	H
		2485.37	59.96	-14.04	74	44.09	27.46	18.38	29.97	124	18	P	H
		2483.5	50.21	-3.79	54	34.34	27.46	18.38	29.97	124	18	A	H
		2387.98	62.53	-11.47	74	46.98	27.23	18.31	29.99	304	240	P	V
		2388.96	52.16	-1.84	54	36.61	27.23	18.31	29.99	304	240	A	V
	*	2437	106.29	-	-	90.57	27.35	18.35	29.98	304	240	P	V
	*	2437	98.75	-	-	83.03	27.35	18.35	29.98	304	240	A	V
		2495.38	58.1	-15.9	74	42.18	27.49	18.39	29.96	304	240	P	V
		2484.04	48.98	-5.02	54	33.11	27.46	18.38	29.97	304	240	A	V



802.11ac VHT40 CH 09 2452MHz		2382.66	57.69	-16.31	74	42.29	27.39	18.3	30.29	100	16	P	H
		2386.3	47.75	-6.25	54	32.32	27.4	18.31	30.28	100	16	A	H
	*	2452	103.74	-	-	88.06	27.58	18.36	30.26	100	16	P	H
	*	2452	96.07	-	-	80.39	27.58	18.36	30.26	100	16	A	H
		2484.74	63.76	-10.24	74	47.97	27.66	18.38	30.25	100	16	P	H
		2484.88	52.17	-1.83	54	36.38	27.66	18.38	30.25	100	16	A	H
		2383.08	57.73	-16.27	74	42.31	27.4	18.31	30.29	299	251	P	V
		2388.4	48.33	-5.67	54	32.89	27.41	18.31	30.28	299	251	A	V
	*	2452	106.54	-	-	90.86	27.58	18.36	30.26	299	251	P	V
	*	2452	98.38	-	-	82.7	27.58	18.36	30.26	299	251	A	V
		2483.9	63.39	-10.61	74	47.6	27.66	18.38	30.25	299	251	P	V
		2483.55	52.85	-1.15	54	37.06	27.66	18.38	30.25	299	251	A	V
Remark	1. No other spurious found. 2. All results are PASS against Peak and Average limit line.												



2.4GHz 2400~2483.5MHz
WIFI 802.11ac VHT40 (Harmonic @ 3m)

WIFI Ant. 1	Note	Frequency (MHz)	Level (dBμV/m)	Over Limit (dB)	Limit Line (dBμV/m)	Read Level (dBμV)	Antenna Factor (dB/m)	Path Loss (dB)	Preamp Factor (dB)	Ant Pos (cm)	Table Pos (deg)	Peak Avg. (P/A)	Pol. (H/V)
802.11ac VHT40 CH 03 2422MHz		4844	38.66	-35.34	74	52.11	31.29	13.79	58.53	100	0	P	H
		7266	42.82	-31.18	74	50.63	35.94	15.26	59.01	100	0	P	H
													H
													H
		4844	38.88	-35.12	74	52.33	31.29	13.79	58.53	100	0	P	V
		7266	42.74	-31.26	74	50.55	35.94	15.26	59.01	100	0	P	V
													V
802.11ac VHT40 CH 06 2437MHz		4874	44.03	-29.97	74	59.67	32.55	13.92	62.11	100	0	P	H
		7311	47.34	-26.66	74	57.9	37.24	15.25	63.05	100	0	P	H
													H
													H
		4874	43.54	-30.46	74	59.18	32.55	13.92	62.11	100	0	P	V
		7311	46.33	-27.67	74	56.89	37.24	15.25	63.05	100	0	P	V
													V
802.11ac VHT40 CH 09 2452MHz		4904	39.1	-34.9	74	52.32	31.41	13.89	58.52	100	0	P	H
		7356	42.78	-31.22	74	50.33	36.2	15.18	58.93	100	0	P	H
													H
													H
		4904	38.79	-35.21	74	52.01	31.41	13.89	58.52	100	0	P	V
		7356	43.43	-30.57	74	50.98	36.2	15.18	58.93	100	0	P	V
													V
Remark	1. No other spurious found.												
	2. All results are PASS against Peak and Average limit line.												



Emission below 1GHz
2.4GHz WIFI 802.11ac VHT40 (LF)

WIFI Ant. 1	Note	Frequency (MHz)	Level (dBμV/m)	Over Limit (dB)	Limit Line (dBμV/m)	Read Level (dBμV)	Antenna Factor (dB/m)	Path Loss (dB)	Preamp Factor (dB)	Ant Pos (cm)	Table Pos (deg)	Peak Avg. (P/A)	Pol. (H/V)	
2.4GHz 802.11ac VHT40 LF		187.14	31.98	-11.52	43.5	47.18	15.47	1.68	32.35	-	-	P	H	
		270.56	34.34	-11.66	46	45	19.39	2.36	32.41	-	-	P	H	
		526.64	26.38	-19.62	46	30.93	24.61	3.45	32.61	-	-	P	H	
		624.61	36.87	-9.13	46	39.72	25.85	3.94	32.64	100	0	P	H	
		708.03	29.78	-16.22	46	31.37	26.77	4.16	32.52	-	-	P	H	
		821.52	30.83	-15.17	46	30.22	28.36	4.48	32.23	-	-	P	H	
														H
														H
														H
														H
														H
														H
														H
														H
														H
			186.17	28.45	-15.05	43.5	43.67	15.46	1.67	32.35	-	-	P	V
			270.56	31.76	-14.24	46	42.42	19.39	2.36	32.41	-	-	P	V
			492.69	26.54	-19.46	46	31.61	24.23	3.27	32.57	-	-	P	V
		624.61	36.46	-9.54	46	39.31	25.85	3.94	32.64	100	0	P	V	
		707.06	30.65	-15.35	46	32.27	26.75	4.15	32.52	-	-	P	V	
		899.12	31.74	-14.26	46	29.9	28.99	4.65	31.8	-	-	P	V	
													V	
													V	
													V	
													V	
													V	
													V	
													V	
Remark	1. No other spurious found. 2. All results are PASS against limit line.													



2.4GHz 2400~2483.5MHz
WIFI 802.11b (Band Edge @ 3m)

WIFI Ant. 1+2	Note	Frequency (MHz)	Level (dBμV/m)	Over Limit (dB)	Limit Line (dBμV/m)	Read Level (dBμV)	Antenna Factor (dB/m)	Path Loss (dB)	Preamp Factor (dB)	Ant Pos (cm)	Table Pos (deg)	Peak Avg. (P/A)	Pol. (H/V)	
802.11b CH 01 2412MHz		2387.385	58.1	-15.9	74	42.66	27.41	8.39	30.28	217	310	P	H	
		2386.965	47.21	-6.79	54	31.77	27.41	8.39	30.28	217	310	A	H	
		2412	107.44	-	-	91.91	27.47	8.42	30.28	217	310	P	H	
		2412	104.21	-	-	88.68	27.47	8.42	30.28	217	310	A	H	
													H	
													H	
			2387.175	58.44	-15.56	74	43	27.41	8.39	30.28	310	248	P	V
			2390	47.91	-6.09	54	32.46	27.41	8.4	30.28	310	248	A	V
			2412	110.83	-	-	95.3	27.47	8.42	30.28	310	248	P	V
			2412	107.58	-	-	92.05	27.47	8.42	30.28	310	248	A	V
													V	
													V	
802.11b CH 06 2437MHz		2346.26	56.54	-17.46	74	41.16	27.13	18.25	30	118	18	P	H	
		2357.74	44.25	-9.75	54	28.82	27.16	18.27	30	118	18	A	H	
		*	2437	113.84	-	-	98.12	27.35	18.35	29.98	118	18	P	H
		*	2437	110.75	-	-	95.03	27.35	18.35	29.98	118	18	A	H
			2492.3	56.06	-17.94	74	40.15	27.48	18.39	29.96	118	18	P	H
			2486.98	44.55	-9.45	54	28.67	27.47	18.38	29.97	118	18	A	H
			2327.64	56.4	-17.6	74	41.09	27.09	18.23	30.01	344	240	P	V
			2357.88	44.49	-9.51	54	29.06	27.16	18.27	30	344	240	A	V
		*	2437	113.99	-	-	98.27	27.35	18.35	29.98	344	240	P	V
		*	2437	110.88	-	-	95.16	27.35	18.35	29.98	344	240	A	V
			2492.51	56.47	-17.53	74	40.56	27.48	18.39	29.96	344	240	P	V
			2498.6	44.6	-9.4	54	28.67	27.5	18.39	29.96	344	240	A	V



802.11b CH 11 2462MHz	*	2462	114.05	-	-	98.24	27.41	18.37	29.97	106	19	P	H
	*	2462	110.93	-	-	95.12	27.41	18.37	29.97	106	19	A	H
		2485.16	65.07	-8.93	74	49.2	27.46	18.38	29.97	106	19	P	H
		2484.76	52.22	-1.78	54	36.35	27.46	18.38	29.97	106	19	A	H
													H
													H
	*	2462	114.77	-	-	98.96	27.41	18.37	29.97	343	237	P	V
	*	2462	111.58	-	-	95.77	27.41	18.37	29.97	343	237	A	V
		2485.64	63.25	-10.75	74	47.37	27.47	18.38	29.97	343	237	P	V
		2484.88	51.88	-2.12	54	36.01	27.46	18.38	29.97	343	237	A	V
													V
													V
Remark	1. No other spurious found. 2. All results are PASS against Peak and Average limit line.												



2.4GHz 2400~2483.5MHz
WIFI 802.11b (Harmonic @ 3m)

WIFI Ant. 1+2	Note	Frequency (MHz)	Level (dBμV/m)	Over Limit (dB)	Limit Line (dBμV/m)	Read Level (dBμV)	Antenna Factor (dB/m)	Path Loss (dB)	Preamp Factor (dB)	Ant Pos (cm)	Table Pos (deg)	Peak Avg. (P/A)	Pol. (H/V)
802.11b CH 01 2412MHz		4824	44.06	-29.94	74	59.87	32.45	13.23	62.1	100	0	P	H
		14472	54.75	-19.25	74	55.17	41.17	20.59	62.88	307	128	P	H
		14472	49.75	-4.25	54	50.17	41.17	20.59	62.88	307	128	A	H
													H
		4824	43.73	-30.27	74	59.54	32.45	13.23	62.1	100	0	P	V
		14472	55.48	-18.52	74	55.9	41.17	20.59	62.88	164	100	P	V
		14472	51.27	-2.73	54	51.69	41.17	20.59	62.88	164	100	A	V
802.11b CH 06 2437MHz		4874	47.62	-26.38	74	63.26	32.55	13.92	62.11	100	0	P	H
		7311	47.26	-26.74	74	57.82	37.24	15.25	63.05	100	0	P	H
		17059	54.94	-19.06	74	51.56	42.21	23.43	62.26	159	204	P	H
		17059	47.59	-6.41	54	44.21	42.21	23.43	62.26	159	204	A	H
		4874	47.6	-26.4	74	63.24	32.55	13.92	62.11	100	0	P	V
		7311	46.55	-27.45	74	57.11	37.24	15.25	63.05	100	0	P	V
		12185	53.2	-20.8	74	58.53	38.89	19.31	63.53	243	90	P	V
		12185	47.27	-6.73	54	52.6	38.89	19.31	63.53	243	90	A	V
802.11b CH 11 2462MHz		4924	46.97	-27.03	74	62.43	32.65	14.01	62.12	100	0	P	H
		7386	46.31	-27.69	74	56.82	37.34	15.17	63.02	100	0	P	H
													H
													H
		4924	47.28	-26.72	74	62.74	32.65	14.01	62.12	100	0	P	V
		7386	46.11	-27.89	74	56.62	37.34	15.17	63.02	100	0	P	V
		12310	53.91	-20.09	74	59.02	38.81	19.44	63.36	246	93	P	V
		12310	47.96	-6.04	54	53.07	38.81	19.44	63.36	246	93	A	V
Remark	1. No other spurious found. 2. All results are PASS against Peak and Average limit line.												



2.4GHz 2400~2483.5MHz
WIFI 802.11g (Band Edge @ 3m)

WIFI Ant. 1+2	Note	Frequency (MHz)	Level (dBμV/m)	Over Limit (dB)	Limit Line (dBμV/m)	Read Level (dBμV)	Antenna Factor (dB/m)	Path Loss (dB)	Preamp Factor (dB)	Ant Pos (cm)	Table Pos (deg)	Peak Avg. (P/A)	Pol. (H/V)	
802.11g CH 01 2412MHz		2390	64.39	-9.61	74	48.82	27.24	18.32	29.99	123	20	P	H	
		2390	51.89	-2.11	54	36.32	27.24	18.32	29.99	123	20	A	H	
	*	2412	107.86	-	-	92.22	27.29	18.34	29.99	123	20	P	H	
	*	2412	99.88	-	-	84.24	27.29	18.34	29.99	123	20	A	H	
													H	
													H	
			2389.695	64.87	-9.13	74	49.3	27.24	18.32	29.99	331	240	P	V
			2389.8	52.5	-1.5	54	36.93	27.24	18.32	29.99	331	240	A	V
	*		2412	108.99	-	-	93.35	27.29	18.34	29.99	331	240	P	V
	*		2412	101.64	-	-	86	27.29	18.34	29.99	331	240	A	V
													V	
													V	
802.11g CH 06 2437MHz		2389.1	59.36	-14.64	74	43.81	27.23	18.31	29.99	116	18	P	H	
		2389.8	47.57	-6.43	54	32	27.24	18.32	29.99	116	18	A	H	
	*	2437	114.38	-	-	98.66	27.35	18.35	29.98	116	18	P	H	
	*	2437	106.7	-	-	90.98	27.35	18.35	29.98	116	18	A	H	
			2492.3	57.32	-16.68	74	41.41	27.48	18.39	29.96	116	18	P	H
			2483.62	46.8	-7.2	54	30.93	27.46	18.38	29.97	116	18	A	H
			2389.38	59.85	-14.15	74	44.3	27.23	18.31	29.99	312	239	P	V
			2389.66	47.24	-6.76	54	31.67	27.24	18.32	29.99	312	239	A	V
	*		2437	115.39	-	-	99.67	27.35	18.35	29.98	312	239	P	V
	*		2437	107.85	-	-	92.13	27.35	18.35	29.98	312	239	A	V
			2487.82	57.01	-16.99	74	41.13	27.47	18.38	29.97	312	239	P	V
			2485.02	46.52	-7.48	54	30.65	27.46	18.38	29.97	312	239	A	V



802.11g CH 11 2462MHz	*	2462	106.63	-	-	90.92	27.6	8.45	30.26	124	307	P	H
	*	2462	99.14	-	-	83.43	27.6	8.45	30.26	124	307	A	H
		2483.52	59.35	-14.65	74	43.56	27.66	8.46	30.25	124	307	P	H
		2483.52	49.53	-4.47	54	33.74	27.66	8.46	30.25	124	307	A	H
													H
													H
	*	2462	109.17	-	-	93.46	27.6	8.45	30.26	297	252	P	V
	*	2462	101.03	-	-	85.32	27.6	8.45	30.26	297	252	A	V
		2484.4	61.24	-12.76	74	45.45	27.66	8.46	30.25	297	252	P	V
		2483.52	50.6	-3.4	54	34.81	27.66	8.46	30.25	297	252	A	V
													V
													V
Remark	1. No other spurious found. 2. All results are PASS against Peak and Average limit line.												



2.4GHz 2400~2483.5MHz
WIFI 802.11g (Harmonic @ 3m)

WIFI Ant. 1+2	Note	Frequency (MHz)	Level (dBμV/m)	Over Limit (dB)	Limit Line (dBμV/m)	Read Level (dBμV)	Antenna Factor (dB/m)	Path Loss (dB)	Preamp Factor (dB)	Ant Pos (cm)	Table Pos (deg)	Peak Avg. (P/A)	Pol. (H/V)	
802.11g CH 01 2412MHz		4824	39.76	-34.24	74	53.29	31.25	13.76	58.54	100	0	P	H	
													H	
													H	
													H	
			4824	39.07	-34.93	74	52.6	31.25	13.76	58.54	100	0	P	V
														V
														V
802.11g CH 06 2437MHz		4874	45.4	-28.6	74	58.74	31.35	13.84	58.53	100	0	P	H	
		7311	42.4	-31.6	74	50.08	36.07	15.22	58.97	100	0	P	H	
													H	
													H	
			4874	43.68	-30.32	74	57.02	31.35	13.84	58.53	100	0	P	V
			7311	43.66	-30.34	74	51.34	36.07	15.22	58.97	100	0	P	V
														V
802.11g CH 11 2462MHz		4924	40.21	-33.79	74	53.36	31.45	13.92	58.52	100	0	P	H	
		7386	42.87	-31.13	74	50.34	36.28	15.15	58.9	100	0	P	H	
													H	
													H	
			4924	39.42	-34.58	74	52.57	31.45	13.92	58.52	100	0	P	V
			7386	42.35	-31.65	74	49.82	36.28	15.15	58.9	100	0	P	V
														V
Remark	1. No other spurious found.													
	2. All results are PASS against Peak and Average limit line.													



2.4GHz 2400~2483.5MHz
WIFI 802.11ac VHT20 (Band Edge @ 3m)

WIFI Ant. 1+2	Note	Frequency (MHz)	Level (dBμV/m)	Over Limit (dB)	Limit Line (dBμV/m)	Read Level (dBμV)	Antenna Factor (dB/m)	Path Loss (dB)	Preamp Factor (dB)	Ant Pos (cm)	Table Pos (deg)	Peak Avg. (P/A)	Pol. (H/V)	
802.11ac VHT20 CH 01 2412MHz		2389.8	61.04	-12.96	74	45.59	27.41	18.32	30.28	130	12	P	H	
		2389.8	50.97	-3.03	54	35.52	27.41	18.32	30.28	130	12	A	H	
	*	2412	105.37	-	-	89.84	27.47	18.34	30.28	130	12	P	H	
	*	2412	98.13	-	-	82.6	27.47	18.34	30.28	130	12	A	H	
													H	
														H
			2389.695	63.04	-10.96	74	47.59	27.41	18.32	30.28	307	252	P	V
			2389.59	52.95	-1.05	54	37.51	27.41	18.31	30.28	307	252	A	V
	*		2412	108.43	-	-	92.9	27.47	18.34	30.28	307	252	P	V
	*		2412	100.69	-	-	85.16	27.47	18.34	30.28	307	252	A	V
													V	
													V	
802.11ac VHT20 CH 06 2437MHz		2389.52	59.11	-14.89	74	43.56	27.23	18.31	29.99	122	19	P	H	
		2389.94	48.02	-5.98	54	32.45	27.24	18.32	29.99	122	19	A	H	
	*	2437	113.74	-	-	98.02	27.35	18.35	29.98	122	19	P	H	
	*	2437	105.83	-	-	90.11	27.35	18.35	29.98	122	19	A	H	
			2484.11	59.54	-14.46	74	43.67	27.46	18.38	29.97	122	19	P	H
			2483.76	46.8	-7.2	54	30.93	27.46	18.38	29.97	122	19	A	H
			2378.6	58.62	-15.38	74	43.1	27.21	18.3	29.99	303	240	P	V
			2389.8	48.55	-5.45	54	32.98	27.24	18.32	29.99	303	240	A	V
	*		2437	114.96	-	-	99.24	27.35	18.35	29.98	303	240	P	V
	*		2437	107.38	-	-	91.66	27.35	18.35	29.98	303	240	A	V
		2486.84	57.15	-16.85	74	41.27	27.47	18.38	29.97	303	240	P	V	
		2483.83	46.25	-7.75	54	30.38	27.46	18.38	29.97	303	240	A	V	



802.11ac VHT20 CH 11 2462MHz	*	2462	107.35	-	-	91.64	27.6	18.37	30.26	134	19	P	H
	*	2462	99.68	-	-	83.97	27.6	18.37	30.26	134	19	A	H
		2483.52	63.72	-10.28	74	47.93	27.66	18.38	30.25	134	19	P	H
		2483.64	51.13	-2.87	54	35.34	27.66	18.38	30.25	134	19	A	H
													H
													H
	*	2462	109.05	-	-	93.34	27.6	18.37	30.26	296	251	P	V
	*	2462	100.12	-	-	84.41	27.6	18.37	30.26	296	251	A	V
		2484.2	64.23	-9.77	74	48.44	27.66	18.38	30.25	296	251	P	V
		2483.68	51.42	-2.58	54	35.63	27.66	18.38	30.25	296	251	A	V
													V
													V
Remark	1. No other spurious found. 2. All results are PASS against Peak and Average limit line.												



2.4GHz 2400~2483.5MHz
WIFI 802.11ac VHT20 (Harmonic @ 3m)

WIFI Ant. 1+2	Note	Frequency (MHz)	Level (dBμV/m)	Over Limit (dB)	Limit Line (dBμV/m)	Read Level (dBμV)	Antenna Factor (dB/m)	Path Loss (dB)	Preamp Factor (dB)	Ant Pos (cm)	Table Pos (deg)	Peak Avg. (P/A)	Pol. (H/V)	
802.11ac VHT20 CH 01 2412MHz		4824	41.42	-32.58	74	54.95	31.25	13.76	58.54	100	0	P	H	
													H	
													H	
													H	
			4824	39.81	-34.19	74	53.34	31.25	13.76	58.54	100	0	P	V
														V
														V
802.11ac VHT20 CH 06 2437MHz		4874	45.89	-28.11	74	61.53	32.55	13.92	62.11	100	0	P	H	
		7311	47.87	-26.13	74	58.43	37.24	15.25	63.05	100	0	P	H	
													H	
													H	
			4874	47.46	-26.54	74	63.1	32.55	13.92	62.11	100	0	P	V
			7311	46.77	-27.23	74	57.33	37.24	15.25	63.05	100	0	P	V
														V
802.11ac VHT20 CH 11 2462MHz		4924	39.59	-34.41	74	52.74	31.45	13.92	58.52	100	0	P	H	
		7386	42.88	-31.12	74	50.35	36.28	15.15	58.9	100	0	P	H	
													H	
													H	
			4924	39.07	-34.93	74	52.22	31.45	13.92	58.52	100	0	P	V
			7386	43.01	-30.99	74	50.48	36.28	15.15	58.9	100	0	P	V
														V
Remark	1. No other spurious found.													
	2. All results are PASS against Peak and Average limit line.													



2.4GHz 2400~2483.5MHz
WIFI 802.11ac VHT40 (Band Edge @ 3m)

WIFI Ant. 1+2	Note	Frequency (MHz)	Level (dBμV/m)	Over Limit (dB)	Limit Line (dBμV/m)	Read Level (dBμV)	Antenna Factor (dB/m)	Path Loss (dB)	Preamp Factor (dB)	Ant Pos (cm)	Table Pos (deg)	Peak Avg. (P/A)	Pol. (H/V)
802.11ac VHT40 CH 03 2422MHz		2389.38	60.58	-13.42	74	45.14	27.41	18.31	30.28	131	19	P	H
		2389.8	51.24	-2.76	54	35.79	27.41	18.32	30.28	131	19	A	H
	*	2422	101.37	-	-	85.8	27.5	18.34	30.27	131	19	P	H
	*	2422	93.56	-	-	77.99	27.5	18.34	30.27	131	19	A	H
		2488.66	57.55	-16.45	74	41.75	27.67	18.38	30.25	131	19	P	H
		2484.46	46.93	-7.07	54	31.14	27.66	18.38	30.25	131	19	A	H
		2387.28	60.21	-13.79	74	44.77	27.41	18.31	30.28	239	250	P	V
		2389.94	51.61	-2.39	54	36.16	27.41	18.32	30.28	239	250	A	V
	*	2422	102.99	-	-	87.42	27.5	18.34	30.27	239	250	P	V
	*	2422	94.64	-	-	79.07	27.5	18.34	30.27	239	250	A	V
		2496.71	56.64	-17.36	74	40.81	27.69	18.39	30.25	239	250	P	V
		2483.5	46.97	-7.03	54	31.18	27.66	18.38	30.25	239	250	A	V
802.11ac VHT40 CH 06 2437MHz		2386.86	62.45	-11.55	74	46.9	27.23	18.31	29.99	124	18	P	H
		2388.54	51.83	-2.17	54	36.28	27.23	18.31	29.99	124	18	A	H
	*	2437	105.37	-	-	89.65	27.35	18.35	29.98	124	18	P	H
	*	2437	97.32	-	-	81.6	27.35	18.35	29.98	124	18	A	H
		2485.37	59.96	-14.04	74	44.09	27.46	18.38	29.97	124	18	P	H
		2483.5	50.21	-3.79	54	34.34	27.46	18.38	29.97	124	18	A	H
		2387.98	62.53	-11.47	74	46.98	27.23	18.31	29.99	304	240	P	V
		2388.96	52.16	-1.84	54	36.61	27.23	18.31	29.99	304	240	A	V
	*	2437	106.29	-	-	90.57	27.35	18.35	29.98	304	240	P	V
	*	2437	98.75	-	-	83.03	27.35	18.35	29.98	304	240	A	V
		2495.38	58.1	-15.9	74	42.18	27.49	18.39	29.96	304	240	P	V
		2484.04	48.98	-5.02	54	33.11	27.46	18.38	29.97	304	240	A	V



802.11ac VHT40 CH 09 2452MHz		2382.66	57.69	-16.31	74	42.29	27.39	18.3	30.29	100	16	P	H
		2386.3	47.75	-6.25	54	32.32	27.4	18.31	30.28	100	16	A	H
	*	2452	103.74	-	-	88.06	27.58	18.36	30.26	100	16	P	H
	*	2452	96.07	-	-	80.39	27.58	18.36	30.26	100	16	A	H
		2484.74	63.76	-10.24	74	47.97	27.66	18.38	30.25	100	16	P	H
		2484.88	52.17	-1.83	54	36.38	27.66	18.38	30.25	100	16	A	H
		2383.08	57.73	-16.27	74	42.31	27.4	18.31	30.29	299	251	P	V
		2388.4	48.33	-5.67	54	32.89	27.41	18.31	30.28	299	251	A	V
	*	2452	106.54	-	-	90.86	27.58	18.36	30.26	299	251	P	V
	*	2452	98.38	-	-	82.7	27.58	18.36	30.26	299	251	A	V
		2483.9	63.39	-10.61	74	47.6	27.66	18.38	30.25	299	251	P	V
		2483.55	52.85	-1.15	54	37.06	27.66	18.38	30.25	299	251	A	V
Remark	1. No other spurious found. 2. All results are PASS against Peak and Average limit line.												



**2.4GHz 2400~2483.5MHz
WIFI 802.11ac VHT40 (Harmonic @ 3m)**

WIFI Ant. 1+2	Note	Frequency (MHz)	Level (dBμV/m)	Over Limit (dB)	Limit Line (dBμV/m)	Read Level (dBμV)	Antenna Factor (dB/m)	Path Loss (dB)	Preamp Factor (dB)	Ant Pos (cm)	Table Pos (deg)	Peak Avg. (P/A)	Pol. (H/V)	
802.11ac VHT40 CH 03 2422MHz		4844	38.66	-35.34	74	52.11	31.29	13.79	58.53	100	0	P	H	
		7266	42.82	-31.18	74	50.63	35.94	15.26	59.01	100	0	P	H	
													H	
													H	
			4844	38.88	-35.12	74	52.33	31.29	13.79	58.53	100	0	P	V
			7266	42.74	-31.26	74	50.55	35.94	15.26	59.01	100	0	P	V
														V
802.11ac VHT40 CH 06 2437MHz		4874	44.03	-29.97	74	59.67	32.55	13.92	62.11	100	0	P	H	
		7311	47.34	-26.66	74	57.9	37.24	15.25	63.05	100	0	P	H	
													H	
													H	
			4874	43.54	-30.46	74	59.18	32.55	13.92	62.11	100	0	P	V
			7311	46.33	-27.67	74	56.89	37.24	15.25	63.05	100	0	P	V
														V
802.11ac VHT40 CH 09 2452MHz		4904	39.1	-34.9	74	52.32	31.41	13.89	58.52	100	0	P	H	
		7356	42.78	-31.22	74	50.33	36.2	15.18	58.93	100	0	P	H	
													H	
													H	
			4904	38.79	-35.21	74	52.01	31.41	13.89	58.52	100	0	P	V
			7356	43.43	-30.57	74	50.98	36.2	15.18	58.93	100	0	P	V
														V
Remark	1. No other spurious found.													
	2. All results are PASS against Peak and Average limit line.													



<TXBF Mode>

2.4GHz 2400~2483.5MHz

WIFI 802.11ac VHT20 (Band Edge @ 3m)

WIFI	Note	Frequency	Level	Over	Limit	Read	Antenna	Path	Preamp	Ant	Table	Peak	Pol.	
Ant.				Limit	Line	Level	Factor	Loss	Factor	Pos	Pos	Avg.		
1+2		(MHz)	(dBμV/m)	(dB)	(dBμV/m)	(dBμV)	(dB/m)	(dB)	(dB)	(cm)	(deg)	(P/A)	(H/V)	
802.11ac VHT20 CH 01 2412MHz		2388.015	60.09	-13.91	74	44.54	27.23	18.31	29.99	251	0	P	H	
		2390	51	-3	54	35.43	27.24	18.32	29.99	251	0	A	H	
	*	2412	109.7	-	-	94.06	27.29	18.34	29.99	251	0	P	H	
	*	2412	98.3	-	-	82.66	27.29	18.34	29.99	251	0	A	H	
													H	
													H	
			2390	65.14	-8.86	74	49.57	27.24	18.32	29.99	315	273	P	V
			2389.8	52.31	-1.69	54	36.74	27.24	18.32	29.99	315	273	A	V
		*	2412	111.68	-	-	96.04	27.29	18.34	29.99	315	273	P	V
		*	2412	100.18	-	-	84.54	27.29	18.34	29.99	315	273	A	V
													V	
													V	
802.11ac VHT20 CH 06 2437MHz		2386.58	58.96	-15.04	74	43.41	27.23	18.31	29.99	279	6	P	H	
		2388.82	48.52	-5.48	54	32.97	27.23	18.31	29.99	279	6	A	H	
		*	2437	115.75	-	-	100.03	27.35	18.35	29.98	279	6	P	H
		*	2437	105.75	-	-	90.03	27.35	18.35	29.98	279	6	A	H
			2491.11	57.31	-16.69	74	41.42	27.48	18.38	29.97	279	6	P	H
			2486.21	47.76	-6.24	54	31.88	27.47	18.38	29.97	279	6	A	H
			2388.96	58.58	-15.42	74	43.03	27.23	18.31	29.99	268	261	P	V
			2389.66	49.36	-4.64	54	33.79	27.24	18.32	29.99	268	261	A	V
		*	2437	116.84	-	-	101.12	27.35	18.35	29.98	268	261	P	V
		*	2437	113.95	-	-	98.23	27.35	18.35	29.98	268	261	A	V
		2485.23	58.53	-15.47	74	42.66	27.46	18.38	29.97	268	261	P	V	
		2484.74	48.22	-5.78	54	32.35	27.46	18.38	29.97	268	261	A	V	



802.11ac VHT20 CH 11 2462MHz	*	2462	110.52	-	-	94.71	27.41	18.37	29.97	270	1	P	H
	*	2464	98.86	-	-	83.05	27.41	18.37	29.97	270	1	A	H
		2483.76	61.66	-12.34	74	45.79	27.46	18.38	29.97	270	1	P	H
		2483.72	50.97	-3.03	54	35.1	27.46	18.38	29.97	270	1	A	H
													H
													H
	*	2462	112.43	-	-	96.62	27.41	18.37	29.97	261	257	P	V
	*	2462	100.37	-	-	84.56	27.41	18.37	29.97	261	257	A	V
		2484.56	61.23	-12.77	74	45.36	27.46	18.38	29.97	261	257	P	V
		2483.8	51.35	-2.65	54	35.48	27.46	18.38	29.97	261	257	A	V
													V
													V
Remark	1. No other spurious found. 2. All results are PASS against Peak and Average limit line.												



**2.4GHz 2400~2483.5MHz
WIFI 802.11ac VHT20 (Harmonic @ 3m)**

WIFI Ant. 1+2	Note	Frequency (MHz)	Level (dBμV/m)	Over Limit (dB)	Limit Line (dBμV/m)	Read Level (dBμV)	Antenna Factor (dB/m)	Path Loss (dB)	Preamp Factor (dB)	Ant Pos (cm)	Table Pos (deg)	Peak Avg. (P/A)	Pol. (H/V)	
802.11ac VHT20 CH 01 2412MHz		4824	41.45	-32.55	74	53.01	31.25	13.76	56.57	100	0	P	H	
													H	
													H	
													H	
			4824	37.88	-36.12	74	49.44	31.25	13.76	56.57	100	0	P	V
														V
														V
802.11ac VHT20 CH 06 2437MHz		4874	48.09	-25.91	74	59.45	31.35	13.84	56.55	100	0	P	H	
		7311	41.86	-32.14	74	46.8	36.07	15.22	56.23	100	0	P	H	
													H	
													H	
			4874	44.71	-29.29	74	56.07	31.35	13.84	56.55	100	0	P	V
			7311	43.83	-30.17	74	48.77	36.07	15.22	56.23	100	0	P	V
														V
802.11ac VHT20 CH 11 2462MHz		4924	37.45	-36.55	74	48.61	31.45	13.92	56.53	100	0	P	H	
		7386	40.85	-33.15	74	45.56	36.28	15.15	56.14	100	0	P	H	
													H	
													H	
			4924	37.41	-36.59	74	48.57	31.45	13.92	56.53	100	0	P	V
			7386	41.05	-32.95	74	45.76	36.28	15.15	56.14	100	0	P	V
														V
Remark	1. No other spurious found.													
	2. All results are PASS against Peak and Average limit line.													



**2.4GHz 2400~2483.5MHz
WIFI 802.11ac VHT40 (Band Edge @ 3m)**

WIFI Ant. 1+2	Note	Frequency (MHz)	Level (dBμV/m)	Over Limit (dB)	Limit Line (dBμV/m)	Read Level (dBμV)	Antenna Factor (dB/m)	Path Loss (dB)	Preamp Factor (dB)	Ant Pos (cm)	Table Pos (deg)	Peak Avg. (P/A)	Pol. (H/V)
802.11ac VHT40 CH 03 2422MHz		2383.36	61.03	-12.97	74	45.49	27.22	18.31	29.99	106	235	P	H
		2389.52	51.43	-2.57	54	35.88	27.23	18.31	29.99	106	235	A	H
	*	2422	105.36	-	-	89.69	27.31	18.34	29.98	106	235	P	H
	*	2422	94.45	-	-	78.78	27.31	18.34	29.98	106	235	A	H
		2488.59	57.6	-16.4	74	41.72	27.47	18.38	29.97	106	235	P	H
		2484.53	47.13	-6.87	54	31.26	27.46	18.38	29.97	106	235	A	H
		2389.1	58.81	-15.19	74	43.26	27.23	18.31	29.99	365	279	P	V
		2389.52	50.85	-3.15	54	35.3	27.23	18.31	29.99	365	279	A	V
	*	2422	103.7	-	-	88.03	27.31	18.34	29.98	365	279	P	V
	*	2422	93.25	-	-	77.58	27.31	18.34	29.98	365	279	A	V
		2485.3	57.21	-16.79	74	41.34	27.46	18.38	29.97	365	279	P	V
		2493.91	46.67	-7.33	54	30.75	27.49	18.39	29.96	365	279	A	V
802.11ac VHT40 CH 06 2437MHz		2386.3	59.77	-14.23	74	44.22	27.23	18.31	29.99	104	239	P	H
		2386.72	52	-2	54	36.45	27.23	18.31	29.99	104	239	A	H
	*	2437	108.16	-	-	92.44	27.35	18.35	29.98	104	239	P	H
	*	2437	96.86	-	-	81.14	27.35	18.35	29.98	104	239	A	H
		2487.47	59.09	-14.91	74	43.21	27.47	18.38	29.97	104	239	P	H
		2485.02	48.85	-5.15	54	32.98	27.46	18.38	29.97	104	239	A	H
		2386.58	57.51	-16.49	74	41.96	27.23	18.31	29.99	356	276	P	V
		2389.1	47.43	-6.57	54	31.88	27.23	18.31	29.99	356	276	A	V
	*	2437	107.08	-	-	91.36	27.35	18.35	29.98	356	276	P	V
	*	2437	96.54	-	-	80.82	27.35	18.35	29.98	356	276	A	V
		2486.63	57.57	-16.43	74	41.69	27.47	18.38	29.97	356	276	P	V
		2484.18	47.29	-6.71	54	31.42	27.46	18.38	29.97	356	276	A	V



802.11ac VHT40 CH 09 2452MHz		2387.42	56.73	-17.27	74	41.18	27.23	18.31	29.99	103	273	P	H
		2387	47.12	-6.88	54	31.57	27.23	18.31	29.99	103	273	A	H
	*	2452	105.02	-	-	89.25	27.38	18.36	29.97	103	273	P	H
	*	2452	94.74	-	-	78.97	27.38	18.36	29.97	103	273	A	H
		2486.98	64.4	-9.6	74	48.52	27.47	18.38	29.97	103	273	P	H
		2484.67	50.89	-3.11	54	35.02	27.46	18.38	29.97	103	273	A	H
		2389.8	56.48	-17.52	74	40.91	27.24	18.32	29.99	400	301	P	V
		2387.84	47.27	-6.73	54	31.72	27.23	18.31	29.99	400	301	A	V
	*	2440	105.55	-	-	89.82	27.36	18.35	29.98	400	301	P	V
	*	2436	94.87	-	-	79.15	27.35	18.35	29.98	400	301	A	V
		2484.53	59.99	-14.01	74	44.12	27.46	18.38	29.97	400	301	P	V
		2484.53	50.45	-3.55	54	34.58	27.46	18.38	29.97	400	301	A	V
Remark	1. No other spurious found. 2. All results are PASS against Peak and Average limit line.												



**2.4GHz 2400~2483.5MHz
WIFI 802.11ac VHT40 (Harmonic @ 3m)**

WIFI Ant. 1+2	Note	Frequency (MHz)	Level (dBμV/m)	Over Limit (dB)	Limit Line (dBμV/m)	Read Level (dBμV)	Antenna Factor (dB/m)	Path Loss (dB)	Preamp Factor (dB)	Ant Pos (cm)	Table Pos (deg)	Peak Avg. (P/A)	Pol. (H/V)	
802.11ac VHT40 CH 03 2422MHz		4844	38.37	-35.63	74	49.85	31.29	13.79	56.56	100	0	P	H	
		7266	41.08	-32.92	74	46.16	35.94	15.26	56.28	100	0	P	H	
													H	
													H	
			4844	37.03	-36.97	74	48.51	31.29	13.79	56.56	100	0	P	V
			7266	40.78	-33.22	74	45.86	35.94	15.26	56.28	100	0	P	V
														V
802.11ac VHT40 CH 06 2437MHz		4874	39.44	-34.56	74	52.78	31.35	13.84	58.53	100	0	P	H	
		7311	41.86	-32.14	74	49.54	36.07	15.22	58.97	100	0	P	H	
													H	
													H	
			4874	39.03	-34.97	74	52.37	31.35	13.84	58.53	100	0	P	V
			7311	41.67	-32.33	74	49.35	36.07	15.22	58.97	100	0	P	V
														V
802.11ac VHT40 CH 09 2452MHz		4904	38.6	-35.4	74	49.84	31.41	13.89	56.54	100	0	P	H	
		7356	41.52	-32.48	74	46.31	36.2	15.18	56.17	100	0	P	H	
													H	
													H	
			4904	37.6	-36.4	74	48.84	31.41	13.89	56.54	100	0	P	V
			7356	41.92	-32.08	74	46.71	36.2	15.18	56.17	100	0	P	V
														V
Remark	1. No other spurious found.													
	2. All results are PASS against Peak and Average limit line.													



Note symbol

*	Fundamental Frequency which can be ignored. However, the level of any unwanted emissions shall not exceed the level of the fundamental frequency.
!	Test result is over limit line.
P/A	Peak or Average
H/V	Horizontal or Vertical



A calculation example for radiated spurious emission is shown as below:

WIFI	Note	Frequency	Level	Over	Limit	Read	Antenna	Path	Preamp	Ant	Table	Peak	Pol.
Ant.				Limit	Line	Level	Factor	Loss	Factor	Pos	Pos	Avg.	
1		(MHz)	(dBμV/m)	(dB)	(dBμV/m)	(dBμV)	(dB/m)	(dB)	(dB)	(cm)	(deg)	(P/A)	(H/V)
802.11b		2390	55.45	-18.55	74	54.51	32.22	4.58	35.86	103	308	P	H
CH 01													
2412MHz		2390	43.54	-10.46	54	42.6	32.22	4.58	35.86	103	308	A	H

1. Path Loss(dB) = Cable loss(dB) + Filter loss(dB) + Attenuator loss(dB)
2. Level(dBμV/m) =
Antenna Factor(dB/m) + Path Loss(dB) + Read Level(dBμV) - Preamp Factor(dB)
3. Over Limit(dB) = Level(dBμV/m) – Limit Line(dBμV/m)

For Peak Limit @ 2390MHz:

1. Level(dBμV/m)
= Antenna Factor(dB/m) + Path Loss(dB) + Read Level(dBμV) - Preamp Factor(dB)
= 32.22(dB/m) + 4.58(dB) + 54.51(dBμV) – 35.86 (dB)
= 55.45 (dBμV/m)
2. Over Limit(dB)
= Level(dBμV/m) – Limit Line(dBμV/m)
= 55.45(dBμV/m) – 74(dBμV/m)
= -18.55(dB)

For Average Limit @ 2390MHz:

1. Level(dBμV/m)
= Antenna Factor(dB/m) + Path Loss(dB) + Read Level(dBμV) - Preamp Factor(dB)
= 32.22(dB/m) + 4.58(dB) + 42.6(dBμV) – 35.86 (dB)
= 43.54 (dBμV/m)
2. Over Limit(dB)
= Level(dBμV/m) – Limit Line(dBμV/m)
= 43.54(dBμV/m) – 54(dBμV/m)
= -10.46(dB)

Both peak and average measured complies with the limit line, so test result is "PASS".



Appendix D. Radiated Spurious Emission Plots

Test Engineer :	CR Liao, Austin Li, and Jacky Hung	Temperature :	23~25°C
		Relative Humidity :	55~57%

Note symbol

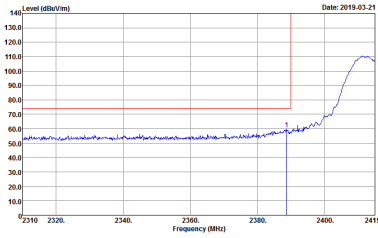
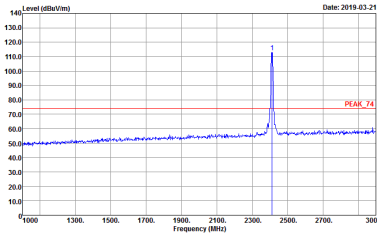
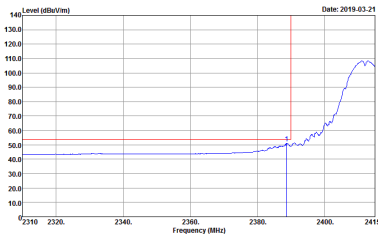
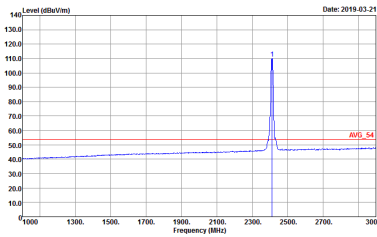
-L	Low channel location
-R	High channel location



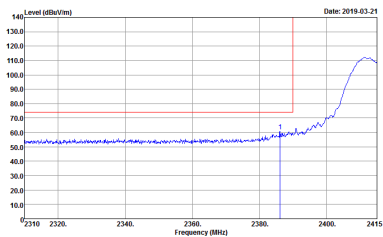
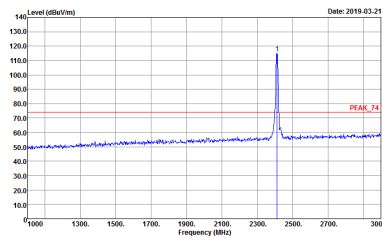
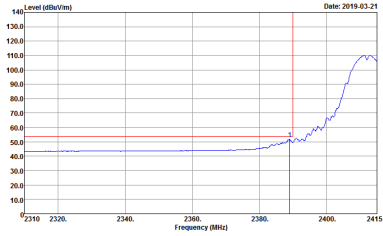
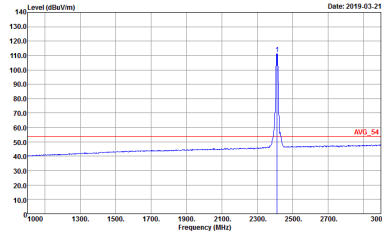
<CDD Mode>

2.4GHz 2400~2483.5MHz

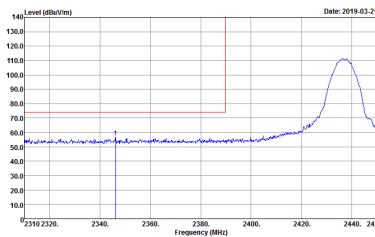
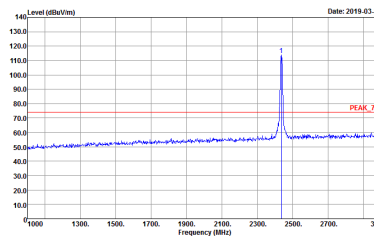
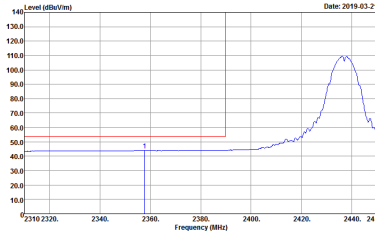
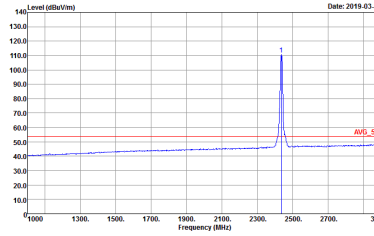
WIFI 802.11b (Band Edge @ 3m)

WIFI	2.4GHz 2400~2483.5MHz Band Edge @ 3m	
ANT	802.11b CH01 2412MHz	
1	Horizontal	Fundamental
Peak	 <p>Date: 2019-03-21</p> <p>Site : 03CH16-HY Condition : PEAK_BE_74 3m 91200_1522 HORIZONTAL RBW:1000.000KHz VBW:3000.000KHz SWT:Auto Detector : Peak Project : 912813 Setting : 22</p>	 <p>Date: 2019-03-21</p> <p>Site : 03CH16-HY Condition : PEAK_74 3m 91200_1522 HORIZONTAL RBW:1000.000KHz VBW:3000.000KHz SWT:Auto Detector : Peak Project : 912813 Setting : 22</p>
Avg.	 <p>Date: 2019-03-21</p> <p>Site : 03CH16-HY Condition : AVG_BE_54 3m 91200_1522 HORIZONTAL RBW:1000.000KHz VBW:0.010KHz SWT:Auto Detector : Peak Project : 912813 Setting : 22</p>	 <p>Date: 2019-03-21</p> <p>Site : 03CH16-HY Condition : AVG_54 3m 91200_1522 HORIZONTAL RBW:1000.000KHz VBW:0.010KHz SWT:Auto Detector : Peak Project : 912813 Setting : 22</p>

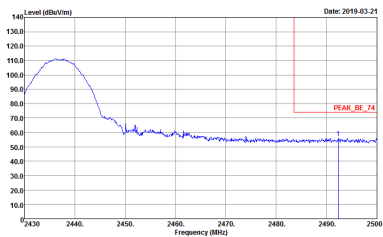
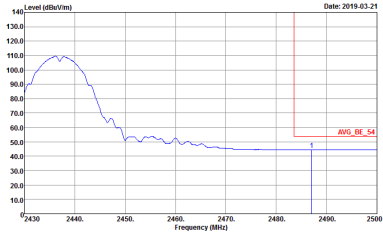


WIFI	2.4GHz 2400~2483.5MHz Band Edge @ 3m	
ANT	802.11b CH01 2412MHz	
1	Vertical	Fundamental
Peak	 <p>Date: 2019-03-21</p> <p>Site : 03CH16-HY Condition : PEAK_BE_74 3m 91200_1522 VERTICAL RBW:1000.000KHz VBW:3000.000KHz SWT:Auto Detector : Peak Project : 912813 Setting : Z2</p>	 <p>Date: 2019-03-21</p> <p>Site : 03CH16-HY Condition : PEAK_74 3m 91200_1522 VERTICAL RBW:1000.000KHz VBW:3000.000KHz SWT:Auto Detector : Peak Project : 912813 Setting : Z2</p>
Avg.	 <p>Date: 2019-03-21</p> <p>Site : 03CH16-HY Condition : AVG_BE_54 3m 91200_1522 VERTICAL RBW:1000.000KHz VBW:3000.000KHz SWT:Auto Detector : Peak Project : 912813 Setting : Z2</p>	 <p>Date: 2019-03-21</p> <p>Site : 03CH16-HY Condition : AVG_54 3m 91200_1522 VERTICAL RBW:1000.000KHz VBW:3000.000KHz SWT:Auto Detector : Peak Project : 912813 Setting : Z2</p>

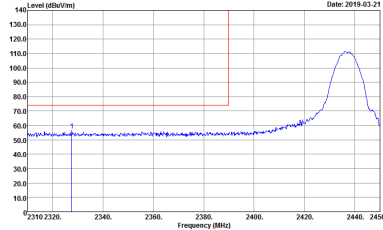
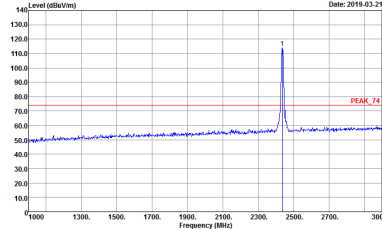
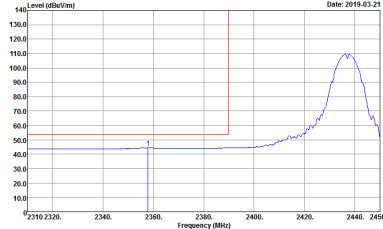
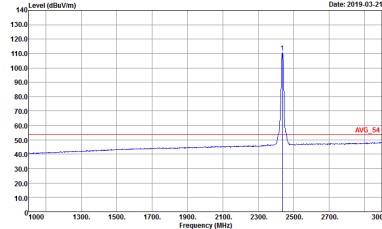


WIFI	2.4GHz 2400~2483.5MHz Band Edge @ 3m	
ANT	802.11b CH06 2437MHz - L	
1	Horizontal	Fundamental
Peak	 <p>Date: 2019-03-21</p> <p>Site : 03CH16-HY Condition : PEAK_BE_74 3m 91200_1522 HORIZONTAL : RBW:1000.000KHz VBW:3000.000KHz SWT:Auto Detector : Peak Project : 912813 Setting : Z2</p>	 <p>Date: 2019-03-21</p> <p>Site : 03CH16-HY Condition : PEAK_74 3m 91200_1522 HORIZONTAL : RBW:1000.000KHz VBW:3000.000KHz SWT:Auto Detector : Peak Project : 912813 Setting : Z2</p>
Avg.	 <p>Date: 2019-03-21</p> <p>Site : 03CH16-HY Condition : AVG_BE_54 3m 91200_1522 HORIZONTAL : RBW:1000.000KHz VBW:0.010KHz SWT:Auto Detector : Peak Project : 912813 Setting : Z2</p>	 <p>Date: 2019-03-21</p> <p>Site : 03CH16-HY Condition : AVG_54 3m 91200_1522 HORIZONTAL : RBW:1000.000KHz VBW:0.010KHz SWT:Auto Detector : Peak Project : 912813 Setting : Z2</p>

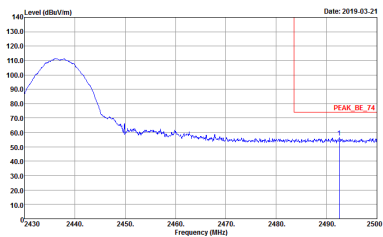
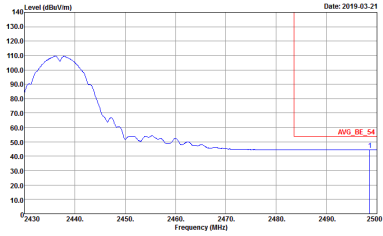


WIFI	2.4GHz 2400~2483.5MHz Band Edge @ 3m	
ANT	802.11b CH06 2437MHz - R	
1	Horizontal	Fundamental
Peak	 <p>Site : 03CH16-HY Condition : PEAK_BE_74 3m 91200_1522 HORIZONTAL Detector : Peak Project : 912813 Setting : Z2</p>	Left blank
Avg.	 <p>Site : 03CH16-HY Condition : AVG_BE_54 3m 91200_1522 HORIZONTAL Detector : Peak Project : 912813 Setting : Z2</p>	Left blank

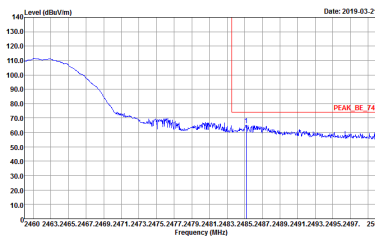
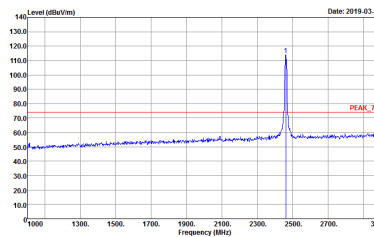
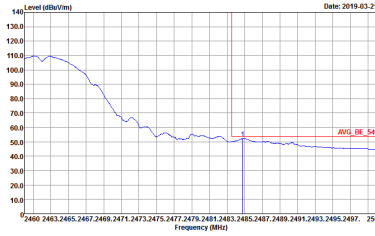
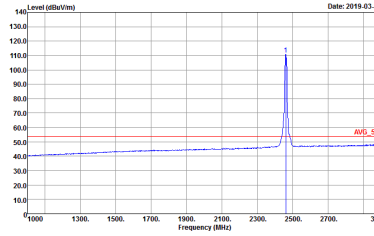


WIFI	2.4GHz 2400~2483.5MHz Band Edge @ 3m	
ANT	802.11b CH06 2437MHz - L	
1	Vertical	Fundamental
Peak	 <p>Date: 2019-03-21</p> <p>Site : 03CH16-HY Condition : PEAK_BE_74 3m 91200_1522 VERTICAL RBW:1000.000KHz VBW:3000.000KHz SWT:Auto Detector : Peak Project : 912813 Setting : Z2</p>	 <p>Date: 2019-03-21</p> <p>Site : 03CH16-HY Condition : PEAK_74 3m 91200_1522 VERTICAL RBW:1000.000KHz VBW:3000.000KHz SWT:Auto Detector : Peak Project : 912813 Setting : Z2</p>
Avg.	 <p>Date: 2019-03-21</p> <p>Site : 03CH16-HY Condition : AVG_BE_54 3m 91200_1522 VERTICAL RBW:1000.000KHz VBW:0.010KHz SWT:Auto Detector : Peak Project : 912813 Setting : Z2</p>	 <p>Date: 2019-03-21</p> <p>Site : 03CH16-HY Condition : AVG_54 3m 91200_1522 VERTICAL RBW:1000.000KHz VBW:0.010KHz SWT:Auto Detector : Peak Project : 912813 Setting : Z2</p>

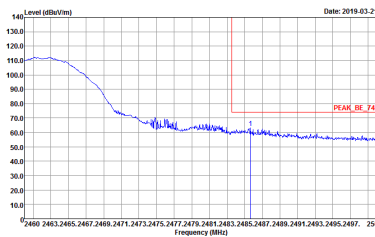
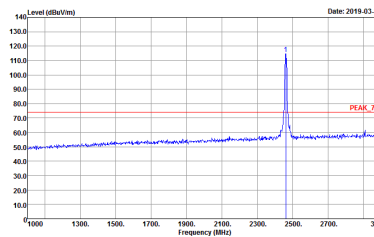
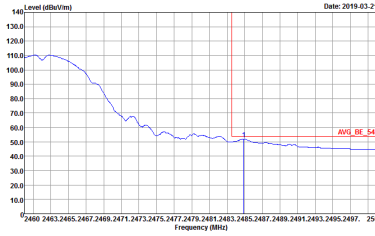
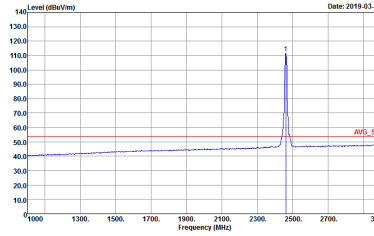


WIFI	2.4GHz 2400~2483.5MHz Band Edge @ 3m	
ANT	802.11b CH06 2437MHz - R	
1	Vertical	Fundamental
Peak	 <p>Site : 03CH16-HY Condition : PEAK_BE_74 3m 91200_1522 VERTICAL Detector : Peak Project : 912813 Setting : Z2</p>	Left blank
Avg.	 <p>Site : 03CH16-HY Condition : AVG_BE_54 3m 91200_1522 VERTICAL Detector : Peak Project : 912813 Setting : Z2</p>	Left blank



WIFI	2.4GHz 2400~2483.5MHz Band Edge @ 3m	
ANT	802.11b CH11 2462MHz	
1	Horizontal	Fundamental
Peak	 <p>Date: 2019-03-21</p> <p>Site : 03CH16-HY Condition : PEAK_BE_74 3m 91200_1522 HORIZONTAL Detector : Peak Project : 912813 Setting : Z2</p>	 <p>Date: 2019-03-21</p> <p>Site : 03CH16-HY Condition : PEAK_74 3m 91200_1522 HORIZONTAL Detector : Peak Project : 912813 Setting : Z2</p>
Avg.	 <p>Date: 2019-03-21</p> <p>Site : 03CH16-HY Condition : AVG_BE_54 3m 91200_1522 HORIZONTAL Detector : Peak Project : 912813 Setting : Z2</p>	 <p>Date: 2019-03-21</p> <p>Site : 03CH16-HY Condition : AVG_54 3m 91200_1522 HORIZONTAL Detector : Peak Project : 912813 Setting : Z2</p>



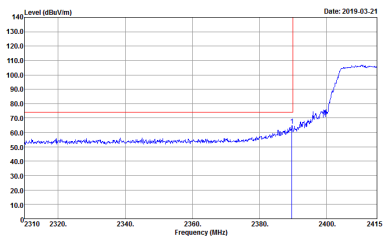
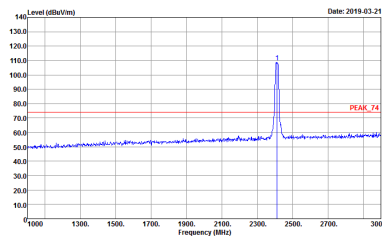
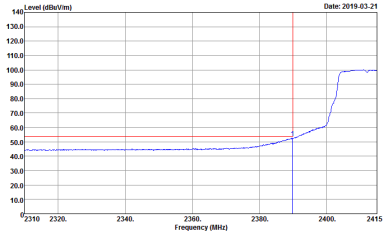
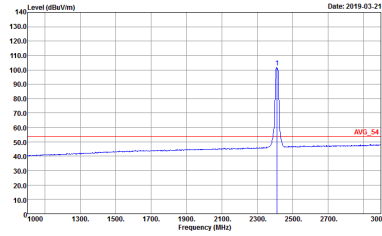
WIFI	2.4GHz 2400~2483.5MHz Band Edge @ 3m	
ANT	802.11b CH11 2462MHz	
1	Vertical	Fundamental
Peak	 <p>Date: 2019-03-21</p> <p>Site : 03CH16-HY Condition : PEAK_BE_74 3m 91200_1522 VERTICAL RBW:1000.000KHz VBW:3000.000KHz SWT:Auto Detector : Peak Project : 912813 Setting : Z2</p>	 <p>Date: 2019-03-21</p> <p>Site : 03CH16-HY Condition : PEAK_74 3m 91200_1522 VERTICAL RBW:1000.000KHz VBW:3000.000KHz SWT:Auto Detector : Peak Project : 912813 Setting : Z2</p>
Avg.	 <p>Date: 2019-03-21</p> <p>Site : 03CH16-HY Condition : AVG_BE_54 3m 91200_1522 VERTICAL RBW:1000.000KHz VBW:3000.000KHz SWT:Auto Detector : Peak Project : 912813 Setting : Z2</p>	 <p>Date: 2019-03-21</p> <p>Site : 03CH16-HY Condition : AVG_54 3m 91200_1522 VERTICAL RBW:1000.000KHz VBW:3000.000KHz SWT:Auto Detector : Peak Project : 912813 Setting : Z2</p>



2.4GHz 2400~2483.5MHz
WIFI 802.11g (Band Edge @ 3m)

WIFI	2.4GHz 2400~2483.5MHz Band Edge @ 3m	
ANT	802.11g CH01 2412MHz	
1	Horizontal	Fundamental
Peak	<p>Site : 03CH16-HY Condition : PEAK_BE_74 3m 91200_1522 HORIZONTAL Detector : Peak Project : 912813 Setting : 16.5</p>	<p>Site : 03CH16-HY Condition : PEAK_74 3m 91200_1522 HORIZONTAL Detector : Peak Project : 912813 Setting : 16.5</p>
Avg.	<p>Site : 03CH16-HY Condition : AV6_BE_54 3m 91200_1522 HORIZONTAL Detector : Peak Project : 912813 Setting : 16.5</p>	<p>Site : 03CH16-HY Condition : AV6_54 3m 91200_1522 HORIZONTAL Detector : Peak Project : 912813 Setting : 16.5</p>



WIFI	2.4GHz 2400~2483.5MHz Band Edge @ 3m	
ANT	802.11g CH01 2412MHz	
1	Vertical	Fundamental
Peak	 <p>Date: 2019-03-21</p> <p>Site : 03CH16-HY Condition : PEAK_BE_74 3m 91200_1522 VERTICAL : RBW:1000.000KHz VBW:3000.000KHz SWT:Auto Detector : Peak Project : 912813 Setting : 16.5</p>	 <p>Date: 2019-03-21</p> <p>Site : 03CH16-HY Condition : PEAK_74 3m 91200_1522 VERTICAL : RBW:1000.000KHz VBW:3000.000KHz SWT:Auto Detector : Peak Project : 912813 Setting : 16.5</p>
Avg.	 <p>Date: 2019-03-21</p> <p>Site : 03CH16-HY Condition : AVG_BE_54 3m 91200_1522 VERTICAL : RBW:1000.000KHz VBW:1000KHz SWT:Auto Detector : Peak Project : 912813 Setting : 16.5</p>	 <p>Date: 2019-03-21</p> <p>Site : 03CH16-HY Condition : AVG_54 3m 91200_1522 VERTICAL : RBW:1000.000KHz VBW:1000KHz SWT:Auto Detector : Peak Project : 912813 Setting : 16.5</p>

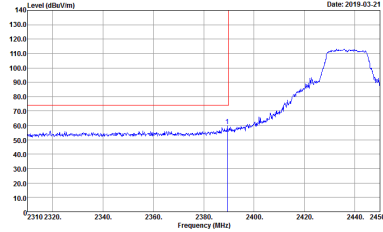
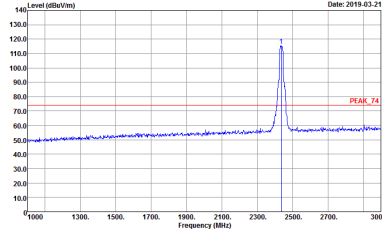
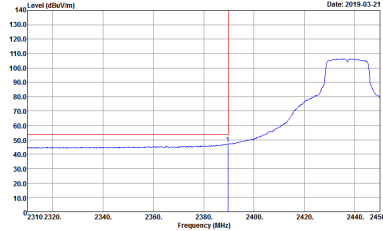
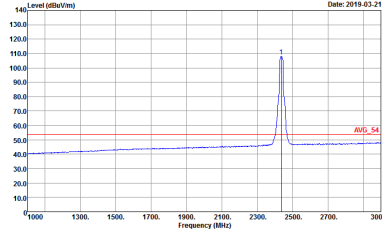


WIFI	2.4GHz 2400~2483.5MHz Band Edge @ 3m	
ANT	802.11g CH06 2437MHz - L	
1	Horizontal	Fundamental
Peak	<p>Site : 03CH16-HY Condition : PEAK_BE_74 3m 91200_1522 HORIZONTAL RBW:1000.000KHz VBW:3000.000KHz SWT:Auto Detector : Peak Project : 912813 Setting : Z2</p>	<p>Site : 03CH16-HY Condition : PEAK_74 3m 91200_1522 HORIZONTAL RBW:1000.000KHz VBW:3000.000KHz SWT:Auto Detector : Peak Project : 912813 Setting : Z2</p>
Avg.	<p>Site : 03CH16-HY Condition : AVG_BE_54 3m 91200_1522 HORIZONTAL RBW:1000.000KHz VBW:1000KHz SWT:Auto Detector : Peak Project : 912813 Setting : Z2</p>	<p>Site : 03CH16-HY Condition : AVG_54 3m 91200_1522 HORIZONTAL RBW:1000.000KHz VBW:1000KHz SWT:Auto Detector : Peak Project : 912813 Setting : Z2</p>



WIFI	2.4GHz 2400~2483.5MHz Band Edge @ 3m	
ANT	802.11g CH06 2437MHz - R	
1	Horizontal	Fundamental
Peak	<p>Site : 03CH16-HY Condition : PEAK_BE_74 3m 91200_1522 HORIZONTAL Detector : Peak Project : 912813 Setting : Z2</p>	Left blank
Avg.	<p>Site : 03CH16-HY Condition : AVG_BE_54 3m 91200_1522 HORIZONTAL Detector : Peak Project : 912813 Setting : Z2</p>	Left blank

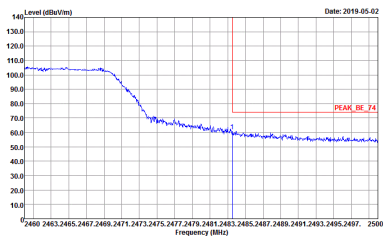
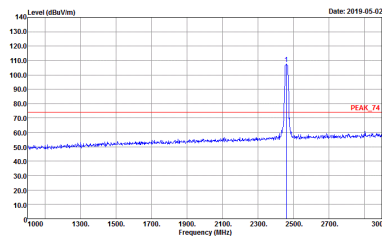
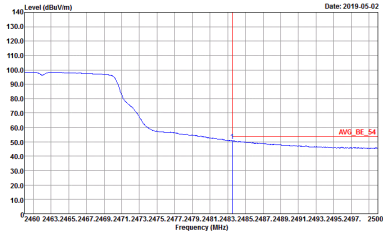
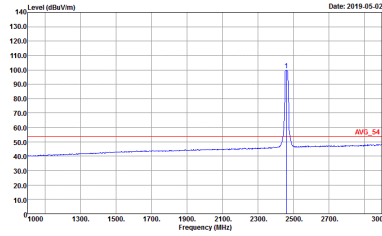


WIFI	2.4GHz 2400~2483.5MHz Band Edge @ 3m	
ANT	802.11g CH06 2437MHz - L	
1	Vertical	Fundamental
Peak	 <p>Date: 2019-03-21</p> <p>Site : 03CH16-HY Condition : PEAK_BE_74 3m 91200_1522 VERTICAL RBW:1000.000KHz VBW:3000.000KHz SWT:Auto Detector : Peak Project : 912813 Setting : Z2</p>	 <p>Date: 2019-03-21</p> <p>Site : 03CH16-HY Condition : PEAK_74 3m 91200_1522 VERTICAL RBW:1000.000KHz VBW:3000.000KHz SWT:Auto Detector : Peak Project : 912813 Setting : Z2</p>
Avg.	 <p>Date: 2019-03-21</p> <p>Site : 03CH16-HY Condition : AVG_BE_54 3m 91200_1522 VERTICAL RBW:1000.000KHz VBW:1000KHz SWT:Auto Detector : Peak Project : 912813 Setting : Z2</p>	 <p>Date: 2019-03-21</p> <p>Site : 03CH16-HY Condition : AVG_54 3m 91200_1522 VERTICAL RBW:1000.000KHz VBW:1000KHz SWT:Auto Detector : Peak Project : 912813 Setting : Z2</p>

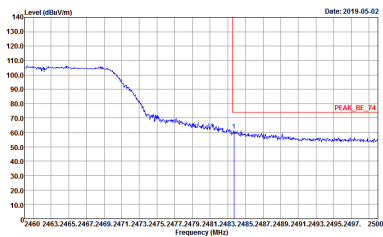
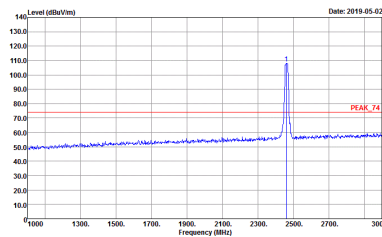
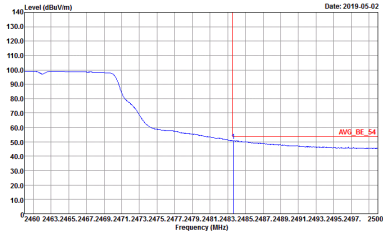
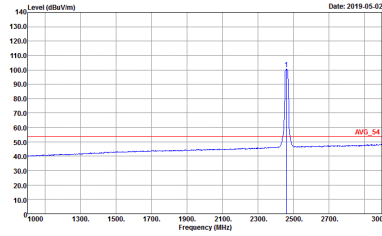


WIFI	2.4GHz 2400~2483.5MHz Band Edge @ 3m	
ANT	802.11g CH06 2437MHz - R	
1	Vertical	Fundamental
Peak	<p>Site : 03CH16-HY Condition : PEAK_BE_74 3m 91200_1522 VERTICAL Detector : Peak Project : 912813 Setting : Z2</p>	Left Blank
Avg.	<p>Site : 03CH16-HY Condition : AVG_BE_54 3m 91200_1522 VERTICAL Detector : Peak Project : 912813 Setting : Z2</p>	Left Blank



WIFI	2.4GHz 2400~2483.5MHz Band Edge @ 3m	
ANT	802.11g CH11 2462MHz	
1	Horizontal	Fundamental
Peak	 <p>Date: 2019-05-02</p> <p>Site : 03CH16-HY Condition : PEAK_BE_74 3m 91200_1522 HORIZONTAL RBW:1000.000KHz VBW:3000.000KHz SWT:Auto Detector : Peak Project : 912813 Setting : 16.5</p>	 <p>Date: 2019-05-02</p> <p>Site : 03CH16-HY Condition : PEAK_74 3m 91200_1522 HORIZONTAL RBW:1000.000KHz VBW:3000.000KHz SWT:Auto Detector : Peak Project : 912813 Setting : 16.5</p>
Avg.	 <p>Date: 2019-05-02</p> <p>Site : 03CH16-HY Condition : AVG_BE_54 3m 91200_1522 HORIZONTAL RBW:1000.000KHz VBW:1.000KHz SWT:Auto Detector : Peak Project : 912813 Setting : 16.5</p>	 <p>Date: 2019-05-02</p> <p>Site : 03CH16-HY Condition : AVG_54 3m 91200_1522 HORIZONTAL RBW:1000.000KHz VBW:1.000KHz SWT:Auto Detector : Peak Project : 912813 Setting : 16.5</p>



WIFI	2.4GHz 2400~2483.5MHz Band Edge @ 3m	
ANT	802.11g CH11 2462MHz	
1	Vertical	Fundamental
Peak	 <p>Site : 03CH16-HY Condition : PEAK_BE_74 3m 91200_1522 VERTICAL Detector : Peak Project : 912813 Setting : 16.5</p>	 <p>Site : 03CH16-HY Condition : PEAK_74 3m 91200_1522 VERTICAL Detector : Peak Project : 912813 Setting : 16.5</p>
Avg.	 <p>Site : 03CH16-HY Condition : AVG_BE_54 3m 91200_1522 VERTICAL Detector : Peak Project : 912813 Setting : 16.5</p>	 <p>Site : 03CH16-HY Condition : AVG_54 3m 91200_1522 VERTICAL Detector : Peak Project : 912813 Setting : 16.5</p>

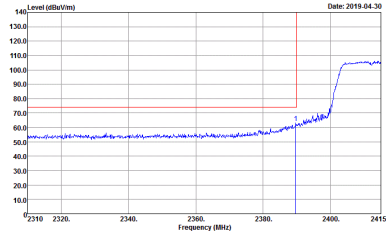
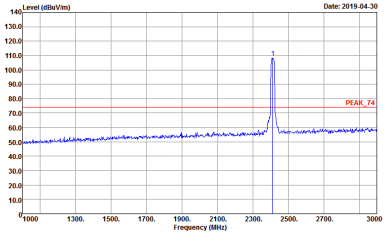
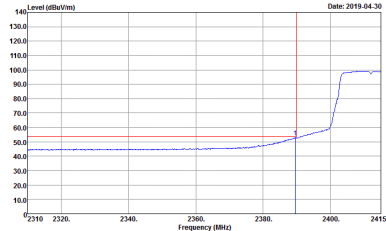
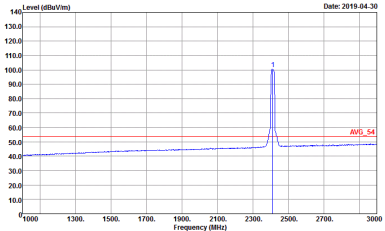


2.4GHz 2400~2483.5MHz

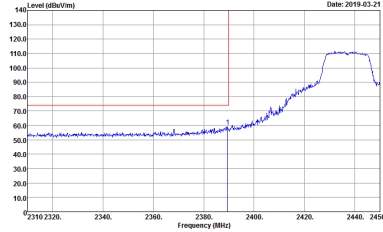
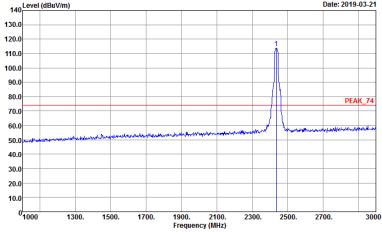
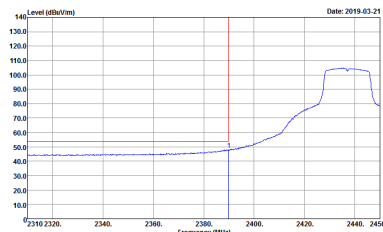
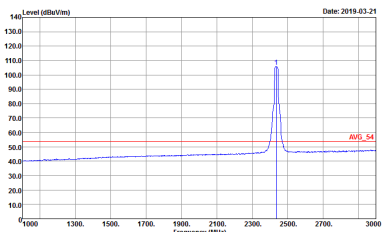
WIFI 802.11ac VHT20 (Band Edge @ 3m)

WIFI	2.4GHz 2400~2483.5MHz Band Edge @ 3m	
ANT	802.11ac VHT20 CH01 2412MHz	
1	Horizontal	Fundamental
Peak	<p>Site : 03CH16-HY Condition : PEAK_BE_74 3m 91200_1522 HORIZONTAL Detector : Peak Project : 912813 Setting : 14.5</p>	<p>Site : 03CH16-HY Condition : PEAK_74 3m 91200_1522 HORIZONTAL Detector : Peak Project : 912813 Setting : 14.5</p>
Avg.	<p>Site : 03CH16-HY Condition : AVG_BE_54 3m 91200_1522 HORIZONTAL Detector : Peak Project : 912813 Setting : 14.5</p>	<p>Site : 03CH16-HY Condition : AVG_54 3m 91200_1522 HORIZONTAL Detector : Peak Project : 912813 Setting : 14.5</p>

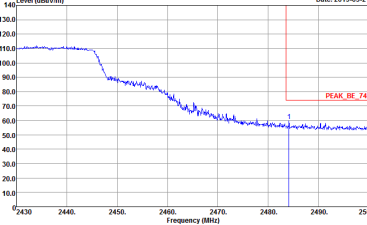
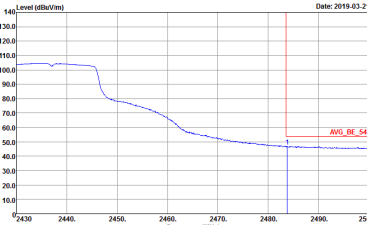


WIFI	2.4GHz 2400~2483.5MHz Band Edge @ 3m	
ANT	802.11ac VHT20 CH01 2412MHz	
1	Vertical	Fundamental
Peak	 <p>Site : 03CH16-HY Condition : PEAK_BE_74 3m 91200_1522 VERTICAL Detector : Peak Project : 912813 Setting : 14.5</p>	 <p>Site : 03CH16-HY Condition : PEAK_74 3m 91200_1522 VERTICAL Detector : Peak Project : 912813 Setting : 14.5</p>
Avg.	 <p>Site : 03CH16-HY Condition : AVG_BE_54 3m 91200_1522 VERTICAL Detector : Peak Project : 912813 Setting : 14.5</p>	 <p>Site : 03CH16-HY Condition : AVG_54 3m 91200_1522 VERTICAL Detector : Peak Project : 912813 Setting : 14.5</p>

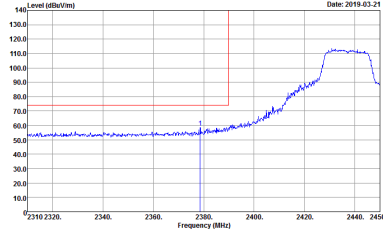
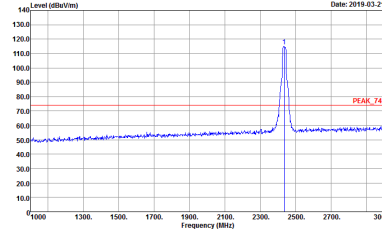
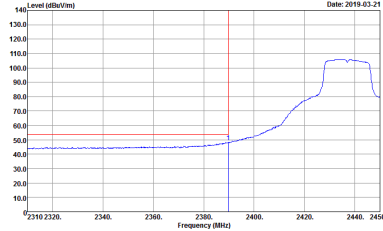
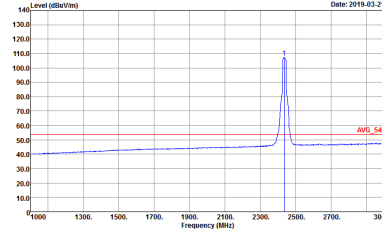


WIFI	2.4GHz 2400~2483.5MHz Band Edge @ 3m	
ANT	802.11ac VHT20 CH06 2437MHz - L	
1	Horizontal	Fundamental
Peak	 <p>Site : 03CH16-HY Condition : PEAK_BE_74 3m 91200_1522 HORIZONTAL RBW:1000.000KHz VBW:3000.000KHz SWT:Auto Detector : Peak Project : 912813 Setting : Z2</p>	 <p>Site : 03CH16-HY Condition : PEAK_74 3m 91200_1522 HORIZONTAL RBW:1000.000KHz VBW:3000.000KHz SWT:Auto Detector : Peak Project : 912813 Setting : Z2</p>
Avg.	 <p>Site : 03CH16-HY Condition : AVG_BE_54 3m 91200_1522 HORIZONTAL RBW:1000.000KHz VBW:1000KHz SWT:Auto Detector : Peak Project : 912813 Setting : Z2</p>	 <p>Site : 03CH16-HY Condition : AVG_54 3m 91200_1522 HORIZONTAL RBW:1000.000KHz VBW:1000KHz SWT:Auto Detector : Peak Project : 912813 Setting : Z2</p>

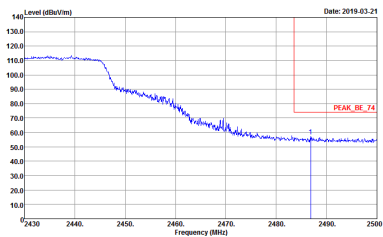
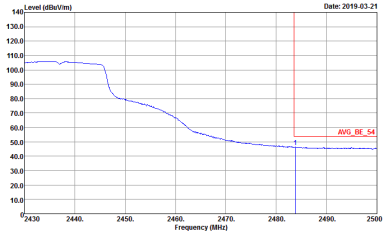


WIFI	2.4GHz 2400~2483.5MHz Band Edge @ 3m	
ANT	802.11ac VH20 CH06 2437MHz - R	
1	Horizontal	Fundamental
Peak	 <p>Site : 03CH16-HY Condition : PEAK_BE_74 3m 91200_1522 HORIZONTAL : RBW:1000.000KHz VBW:3000.000KHz SWT:Auto Detector : Peak Project : 912813 Setting : Z2</p>	Left blank
Avg.	 <p>Site : 03CH16-HY Condition : AVG_BE_54 3m 91200_1522 HORIZONTAL : RBW:1000.000KHz VBW:1000KHz SWT:Auto Detector : Peak Project : 912813 Setting : Z2</p>	Left blank

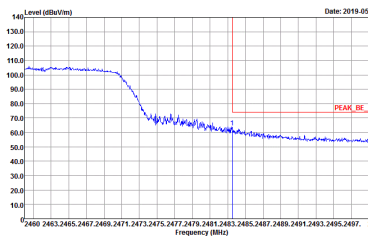
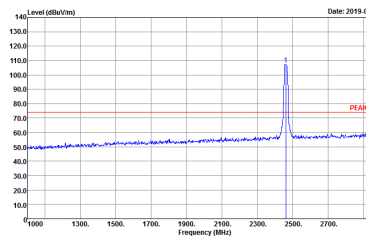
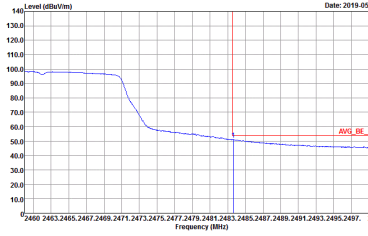
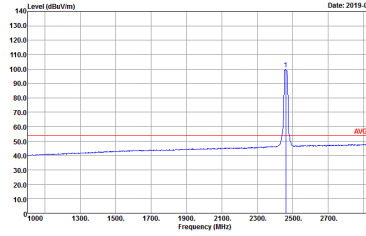


WIFI	2.4GHz 2400~2483.5MHz Band Edge @ 3m	
ANT	802.11ac VH20 CH06 2437MHz - L	
1	Vertical	Fundamental
Peak	 <p>Date: 2019-03-21</p> <p>Site : 03CH16-HY Condition : PEAK_BE_74 3m 91200_1522 VERTICAL RBW:1000.000KHz VBW:3000.000KHz SWT:Auto Detector : Peak Project : 912813 Setting : Z2</p>	 <p>Date: 2019-03-21</p> <p>Site : 03CH16-HY Condition : PEAK_74 3m 91200_1522 VERTICAL RBW:1000.000KHz VBW:3000.000KHz SWT:Auto Detector : Peak Project : 912813 Setting : Z2</p>
Avg.	 <p>Date: 2019-03-21</p> <p>Site : 03CH16-HY Condition : AVG_BE_54 3m 91200_1522 VERTICAL RBW:1000.000KHz VBW:1000KHz SWT:Auto Detector : Peak Project : 912813 Setting : Z2</p>	 <p>Date: 2019-03-21</p> <p>Site : 03CH16-HY Condition : AVG_54 3m 91200_1522 VERTICAL RBW:1000.000KHz VBW:1000KHz SWT:Auto Detector : Peak Project : 912813 Setting : Z2</p>

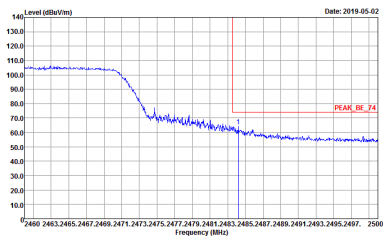
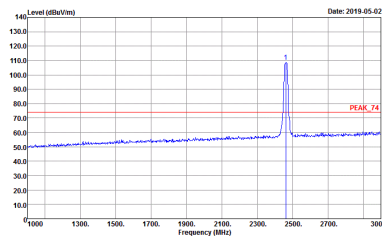
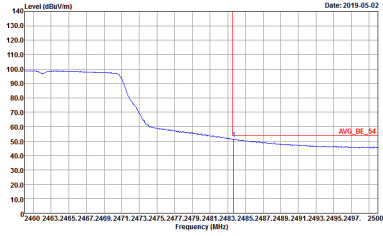
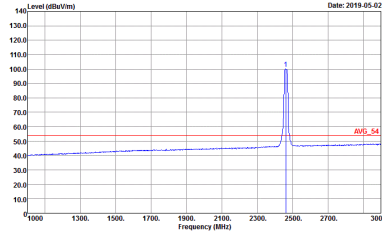


WIFI	2.4GHz 2400~2483.5MHz Band Edge @ 3m	
ANT	802.11ac VH20 CH06 2437MHz - R	
1	Vertical	Fundamental
Peak	 <p>Site : 03CH16-HY Condition : PEAK_BE_74 3m 91200_1522 VERTICAL : RBW:1000.000KHz VBW:3000.000KHz SWT:Auto Detector : Peak Project : 912813 Setting : Z2</p>	Left blank
Avg.	 <p>Site : 03CH16-HY Condition : AVG_BE_54 3m 91200_1522 VERTICAL : RBW:1000.000KHz VBW:1000KHz SWT:Auto Detector : Peak Project : 912813 Setting : Z2</p>	Left blank



WIFI	2.4GHz 2400~2483.5MHz Band Edge @ 3m	
ANT	802.11ac VH20 CH11 2462MHz	
1	Horizontal	Fundamental
Peak	 <p>Site : 03CH16-HY Condition : PEAK_BE_74 3m 91200_1522 HORIZONTAL Detector : Peak Project : 912813 Setting : 16.5</p>	 <p>Site : 03CH16-HY Condition : PEAK_74 3m 91200_1522 HORIZONTAL Detector : Peak Project : 912813 Setting : 16.5</p>
Avg.	 <p>Site : 03CH16-HY Condition : AVG_BE_54 3m 91200_1522 HORIZONTAL Detector : Peak Project : 912813 Setting : 16.5</p>	 <p>Site : 03CH16-HY Condition : AVG_54 3m 91200_1522 HORIZONTAL Detector : Peak Project : 912813 Setting : 16.5</p>

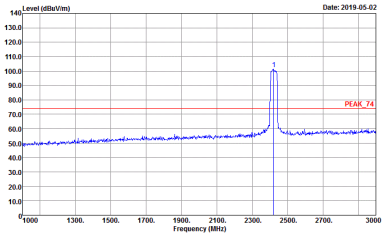
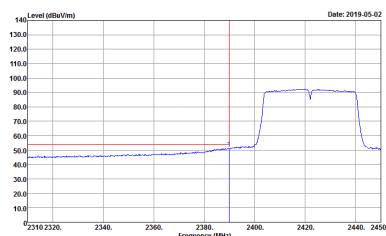
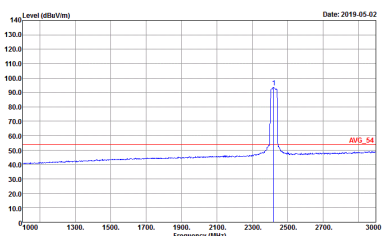


WIFI	2.4GHz 2400~2483.5MHz Band Edge @ 3m	
ANT	802.11ac VH20 CH11 2462MHz	
1	Vertical	Fundamental
Peak	 <p>Site : 03CH16-HY Condition : PEAK_BE_74 3m 91200_1522 VERTICAL Detector : Peak Project : 912813 Setting : 16.5</p>	 <p>Site : 03CH16-HY Condition : PEAK_74 3m 91200_1522 VERTICAL Detector : Peak Project : 912813 Setting : 16.5</p>
Avg.	 <p>Site : 03CH16-HY Condition : AVG_BE_54 3m 91200_1522 VERTICAL Detector : Peak Project : 912813 Setting : 16.5</p>	 <p>Site : 03CH16-HY Condition : AVG_54 3m 91200_1522 VERTICAL Detector : Peak Project : 912813 Setting : 16.5</p>

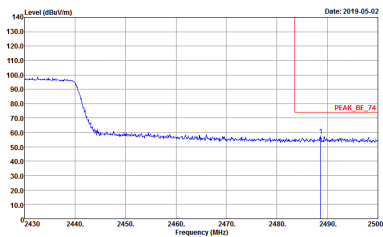
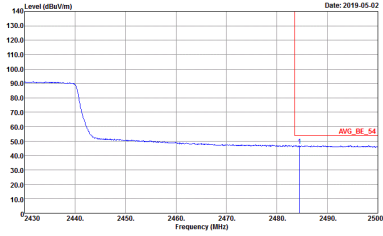


2.4GHz 2400~2483.5MHz

WIFI 802.11ac VHT40 (Band Edge @ 3m)

WIFI	2.4GHz 2400~2483.5MHz Band Edge @ 3m	
ANT	802.11ac VH40 CH03 2422MHz - L	
1	Horizontal	Fundamental
Peak	 <p>Site : 03CH16-HY Condition : PEAK_BE_74 3m 91200_1522 HORIZONTAL Detector : Peak Project : 912813 Setting : 13.5</p>	 <p>Site : 03CH16-HY Condition : PEAK_74 3m 91200_1522 HORIZONTAL Detector : Peak Project : 912813 Setting : 13.5</p>
Avg.	 <p>Site : 03CH16-HY Condition : AVG_BE_54 3m 91200_1522 HORIZONTAL Detector : Peak Project : 912813 Setting : 13.5</p>	 <p>Site : 03CH16-HY Condition : AVG_54 3m 91200_1522 HORIZONTAL Detector : Peak Project : 912813 Setting : 13.5</p>

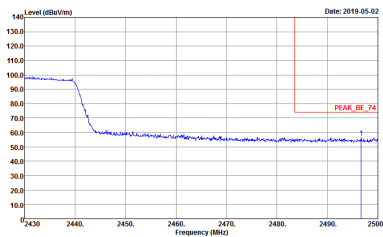
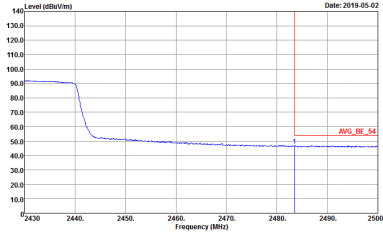


WIFI	2.4GHz 2400~2483.5MHz Band Edge @ 3m	
ANT	802.11ac VH40 CH03 2422MHz - R	
1	Horizontal	Fundamental
<p>Peak</p>	 <p>Site : 03CH16-HY Condition : PEAK_BE_74 3m 91200_1522 HORIZONTAL RBW:1000.000KHz VBW:3000.000KHz SWT:Auto Detector : Peak Project : 912813 Setting : 13.5</p>	<p>Left blank</p>
<p>Avg.</p>	 <p>Site : 03CH16-HY Condition : AVG_BE_54 3m 91200_1522 HORIZONTAL RBW:1000.000KHz VBW:3.000KHz SWT:Auto Detector : Peak Project : 912813 Setting : 13.5</p>	<p>Left blank</p>

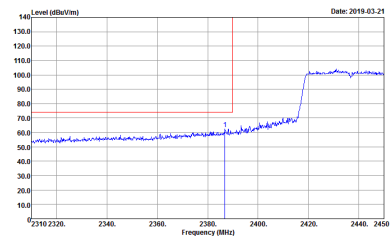
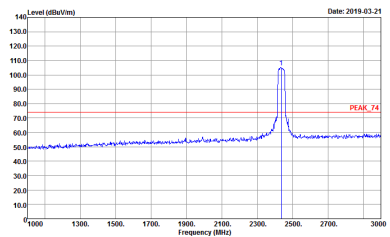
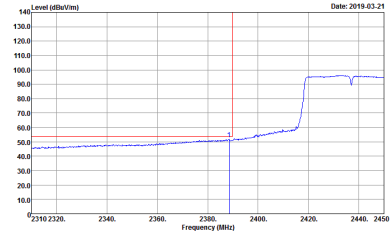
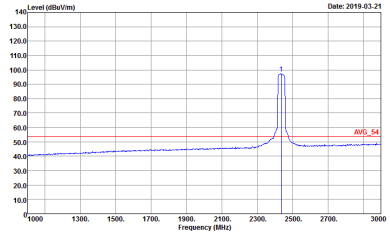


WIFI	2.4GHz 2400~2483.5MHz Band Edge @ 3m	
ANT	802.11ac VH40 CH03 2422MHz - L	
1	Vertical	Fundamental
Peak	<p>Site : 03CH16-HY Condition : PEAK_BE_74 3m 91200_1522 VERTICAL RBW:1000.000KHz VBW:3000.000KHz SWT:Auto Detector : Peak Project : 912813 Setting : 13.5</p>	<p>Site : 03CH16-HY Condition : PEAK_74 3m 91200_1522 VERTICAL RBW:1000.000KHz VBW:3000.000KHz SWT:Auto Detector : Peak Project : 912813 Setting : 13.5</p>
Avg.	<p>Site : 03CH16-HY Condition : AVG_BE_54 3m 91200_1522 VERTICAL RBW:1000.000KHz VBW:3.000KHz SWT:Auto Detector : Peak Project : 912813 Setting : 13.5</p>	<p>Site : 03CH16-HY Condition : AVG_54 3m 91200_1522 VERTICAL RBW:1000.000KHz VBW:3.000KHz SWT:Auto Detector : Peak Project : 912813 Setting : 13.5</p>

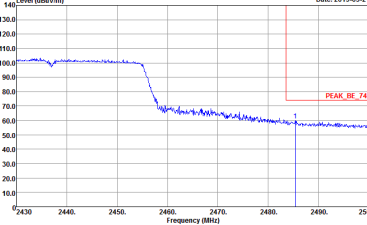
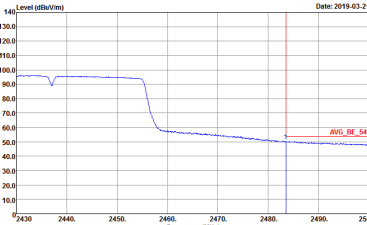


WIFI	2.4GHz 2400~2483.5MHz Band Edge @ 3m	
ANT	802.11ac VH40 CH03 2422MHz - R	
1	Vertical	Fundamental
<p>Peak</p>	 <p>Site : 03CH16-HY Condition : PEAK_BE_74 3m 91200_1522 VERTICAL RBW:1000.000KHz VBW:3000.000KHz SWT:Auto Detector : Peak Project : 912813 Setting : 13.5</p>	<p>Left blank</p>
<p>Avg.</p>	 <p>Site : 03CH16-HY Condition : AVG_BE_54 3m 91200_1522 VERTICAL RBW:1000.000KHz VBW:3.000KHz SWT:Auto Detector : Peak Project : 912813 Setting : 13.5</p>	<p>Left blank</p>



WIFI	2.4GHz 2400~2483.5MHz Band Edge @ 3m	
ANT	802.11ac VH40 CH06 2437MHz - L	
1	Horizontal	Fundamental
Peak	 <p>Date: 2019-03-21</p> <p>Site : 03CH16-HY Condition : PEAK_BE_74 3m 91200_1522 HORIZONTAL RBW:1000.000KHz VBW:3000.000KHz SWT:Auto Detector : Peak Project : 912813 Setting : 16.5</p>	 <p>Date: 2019-03-21</p> <p>Site : 03CH16-HY Condition : PEAK_74 3m 91200_1522 HORIZONTAL RBW:1000.000KHz VBW:3000.000KHz SWT:Auto Detector : Peak Project : 912813 Setting : 16.5</p>
Avg.	 <p>Date: 2019-03-21</p> <p>Site : 03CH16-HY Condition : AVG_BE_54 3m 91200_1522 HORIZONTAL RBW:1000.000KHz VBW:3.000KHz SWT:Auto Detector : Peak Project : 912813 Setting : 16.5</p>	 <p>Date: 2019-03-21</p> <p>Site : 03CH16-HY Condition : AVG_54 3m 91200_1522 HORIZONTAL RBW:1000.000KHz VBW:3.000KHz SWT:Auto Detector : Peak Project : 912813 Setting : 16.5</p>

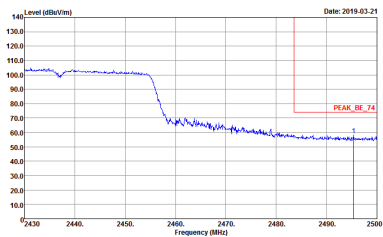
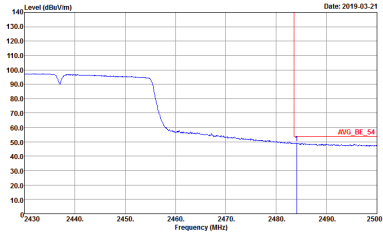


WIFI	2.4GHz 2400~2483.5MHz Band Edge @ 3m	
ANT	802.11ac VH40 CH06 2437MHz - R	
1	Horizontal	Fundamental
<p>Peak</p>	 <p>Site : 03CH16-HY Condition : PEAK_BE_74 3m 91200_1522 HORIZONTAL Detector : Peak Project : 912813 Setting : 16.5</p>	<p>Left blank</p>
<p>Avg.</p>	 <p>Site : 03CH16-HY Condition : AVG_BE_54 3m 91200_1522 HORIZONTAL Detector : Peak Project : 912813 Setting : 16.5</p>	<p>Left blank</p>

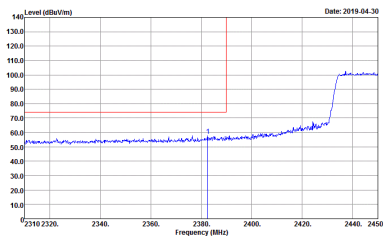
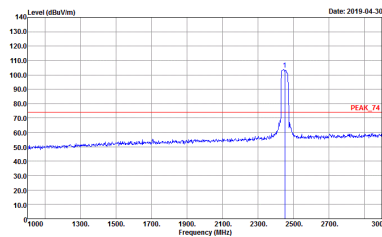
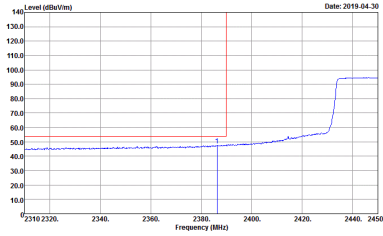
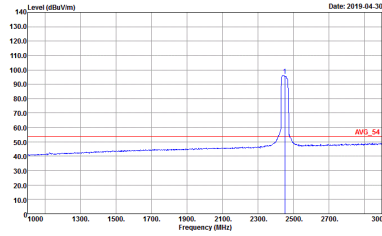


WIFI	2.4GHz 2400~2483.5MHz Band Edge @ 3m	
ANT	802.11ac VH40 CH06 2437MHz - L	
1	Vertical	Fundamental
Peak	<p>Site : 03CH16-HY Condition : PEAK_BE_74 3m 91200_1522 VERTICAL Detector : Peak Project : 912813 Setting : 16.5</p>	<p>Site : 03CH16-HY Condition : PEAK_74 3m 91200_1522 VERTICAL Detector : Peak Project : 912813 Setting : 16.5</p>
Avg.	<p>Site : 03CH16-HY Condition : AVG_BE_54 3m 91200_1522 VERTICAL Detector : Peak Project : 912813 Setting : 16.5</p>	<p>Site : 03CH16-HY Condition : AVG_54 3m 91200_1522 VERTICAL Detector : Peak Project : 912813 Setting : 16.5</p>



WIFI	2.4GHz 2400~2483.5MHz Band Edge @ 3m	
ANT	802.11ac VH40 CH06 2437MHz - R	
1	Vertical	Fundamental
<p>Peak</p>	 <p>Site : 03CH16-HY Condition : PEAK_BE_74 3m 91200_1522 VERTICAL : RBW:1000.000KHz VBW:3000.000KHz SWT:Auto Detector : Peak Project : 912813 Setting : 16.5</p>	<p>Left blank</p>
<p>Avg.</p>	 <p>Site : 03CH16-HY Condition : AVG_BE_54 3m 91200_1522 VERTICAL : RBW:1000.000KHz VBW:3.000KHz SWT:Auto Detector : Peak Project : 912813 Setting : 16.5</p>	<p>Left blank</p>



WIFI	2.4GHz 2400~2483.5MHz Band Edge @ 3m	
ANT	802.11ac VH40 CH09 2452MHz - L	
1	Horizontal	Fundamental
Peak	 <p>Site : 03CH16-HY Condition : PEAK_BE_74 3m 91200_1522 HORIZONTAL Detector : Peak Project : 912813 Setting : 15</p>	 <p>Site : 03CH16-HY Condition : PEAK_74 3m 91200_1522 HORIZONTAL Detector : Peak Project : 912813 Setting : 15</p>
Avg.	 <p>Site : 03CH16-HY Condition : AVG_BE_54 3m 91200_1522 HORIZONTAL Detector : Peak Project : 912813 Setting : 15</p>	 <p>Site : 03CH16-HY Condition : AVG_54 3m 91200_1522 HORIZONTAL Detector : Peak Project : 912813 Setting : 15</p>



WIFI	2.4GHz 2400~2483.5MHz Band Edge @ 3m	
ANT	802.11ac VH40 CH09 2452MHz - R	
1	Horizontal	Fundamental
<p>Peak</p>		<p>Left blank</p>
<p>Avg.</p>		<p>Left blank</p>



WIFI	2.4GHz 2400~2483.5MHz Band Edge @ 3m	
ANT	802.11ac VH40 CH09 2452MHz - L	
1	Vertical	Fundamental
Peak	<p>Site : 03CH16-HY Condition : PEAK_BE_74 3m 91200_1522 VERTICAL RBW:1000.000KHz VBW:3000.000KHz SWT:Auto Detector : Peak Project : 912813 Setting : 15</p>	<p>Site : 03CH16-HY Condition : PEAK_74 3m 91200_1522 VERTICAL RBW:1000.000KHz VBW:3000.000KHz SWT:Auto Detector : Peak Project : 912813 Setting : 15</p>
Avg.	<p>Site : 03CH16-HY Condition : AVG_BE_54 3m 91200_1522 VERTICAL RBW:1000.000KHz VBW:3.000KHz SWT:Auto Detector : Peak Project : 912813 Setting : 15</p>	<p>Site : 03CH16-HY Condition : AVG_54 3m 91200_1522 VERTICAL RBW:1000.000KHz VBW:3.000KHz SWT:Auto Detector : Peak Project : 912813 Setting : 15</p>



WIFI	2.4GHz 2400~2483.5MHz Band Edge @ 3m	
ANT	802.11ac VH40 CH09 2452MHz - R	
1	Vertical	Fundamental
Peak	<p>Site : 03CH16-HY Condition : PEAK_BE_74 3m 91200_1522 VERTICAL Detector : Peak Project : 912813 Setting : 15</p>	Left blank
Avg.	<p>Site : 03CH16-HY Condition : AVG_BE_54 3m 91200_1522 VERTICAL Detector : Peak Project : 912813 Setting : 15</p>	Left blank



2.4GHz 2400~2483.5MHz

WIFI 802.11b (Harmonic @ 3m)

WIFI	2.4GHz 2400~2483.5MHz Harmonic @ 3m	
ANT	802.11b CH01 2412MHz	
1	Horizontal	Vertical
<p>Peak</p> <p>Avg.</p>	<p>Site : 03CH16-HY Condition : PEAK_74 3m 9120D_1522 HORIZONTAL Detector : Peak Project : 912813 Setting : 18.5</p>	<p>Site : 03CH16-HY Condition : PEAK_74 3m 9120D_1522 VERTICAL Detector : Peak Project : 912813 Setting : 18.5</p>



WIFI	2.4GHz 2400~2483.5MHz Harmonic @ 3m	
ANT	802.11b CH06 2437MHz	
1	Horizontal	Vertical
Peak Avg.	<p>Site : 03C116-11Y Condition : PEAK_74 3m 9120D_1522 HORIZONTAL Detector : Peak Project : 912813 Setting : Z2</p>	<p>Site : 03C116-11Y Condition : PEAK_74 3m 9120D_1522 VERTICAL Detector : Peak Project : 912813 Setting : Z2</p>



WIFI	2.4GHz 2400~2483.5MHz Harmonic @ 3m	
ANT	802.11b CH11 2462MHz	
1	Horizontal	Vertical
Peak Avg.	<p>Site : 03C116-11Y Condition : PEAK_74 3m 9120D_1522 HORIZONTAL Detector : Peak Project : 912813 Setting : Z2</p>	<p>Site : 03C116-11Y Condition : PEAK_74 3m 9120D_1522 VERTICAL Detector : Peak Project : 912813 Setting : Z2</p>

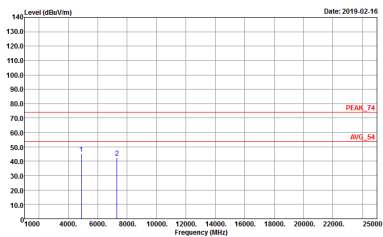
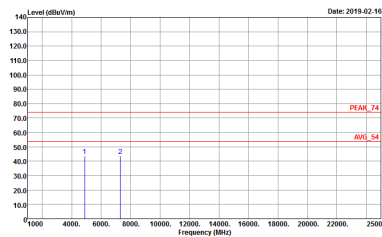


2.4GHz 2400~2483.5MHz

WIFI 802.11g (Harmonic @ 3m)

WIFI	2.4GHz 2400~2483.5MHz Harmonic @ 3m	
ANT	802.11g CH01 2412MHz	
1	Horizontal	Vertical
<p>Peak</p> <p>Avg.</p>	<p>Site : 03CH16-HY Condition : PEAK_74 3m 91200_1522 HORIZONTAL Detector : Peak Project : 912813 Setting : 16.5</p>	<p>Site : 03CH16-HY Condition : PEAK_74 3m 91200_1522 VERTICAL Detector : Peak Project : 912813 Setting : 16.5</p>



WIFI	2.4GHz 2400~2483.5MHz Harmonic @ 3m	
ANT	802.11g CH06 2437MHz	
1	Horizontal	Vertical
<p>Peak</p> <p>Avg.</p>	 <p>Site : 03CH16-11Y Condition : PEAK_74 3m 91200_1522 HORIZONTAL Detector : Peak Project : 912813</p>	 <p>Site : 03CH16-11Y Condition : PEAK_74 3m 91200_1522 VERTICAL Detector : Peak Project : 912813</p>



WIFI	2.4GHz 2400~2483.5MHz Harmonic @ 3m	
ANT	802.11g CH11 2462MHz	
1	Horizontal	Vertical
Peak Avg.	<p>Site : 03CH16-11Y Condition : PEAK_74 3m 91200_1522 HORIZONTAL Detector : Peak Project : 912813 Setting : 17.5</p>	<p>Site : 03CH16-11Y Condition : PEAK_74 3m 91200_1522 VERTICAL Detector : Peak Project : 912813 Setting : 17.5</p>



2.4GHz 2400~2483.5MHz

WIFI 802.11ac VHT20 (Harmonic @ 3m)

WIFI	2.4GHz 2400~2483.5MHz Harmonic @ 3m	
ANT	802.11ac VHT20 CH01 2412MHz	
1	Horizontal	Vertical
<p>Peak</p> <p>Avg.</p>	<p>Site : 03CH16-HY Condition : PEAK_74 3m 91200_1522 HORIZONTAL Detector : Peak Project : 912813 Setting : 18.5</p>	<p>Site : 03CH16-HY Condition : PEAK_74 3m 91200_1522 VERTICAL Detector : Peak Project : 912813 Setting : 18.5</p>



WIFI	2.4GHz 2400~2483.5MHz Harmonic @ 3m	
ANT	802.11ac VHT20 CH06 2437MHz	
1	Horizontal	Vertical
Peak Avg.	<p>Site : 03CH16-11Y Condition : PEAK_74 3m 91200_1522 HORIZONTAL Detector : Peak Project : 912813 Setting : Z2</p>	<p>Site : 03CH16-11Y Condition : PEAK_74 3m 91200_1522 VERTICAL Detector : Peak Project : 912813 Setting : Z2</p>



WIFI	2.4GHz 2400~2483.5MHz Harmonic @ 3m	
ANT	802.11ac VHT20 CH11 2462MHz	
1	Horizontal	Vertical
Peak Avg.	<p>Site : 03CH16-11Y Condition : PEAK_74 3m 91200_1522 HORIZONTAL Detector : Peak Project : 912813 Setting : 18.5</p>	<p>Site : 03CH16-11Y Condition : PEAK_74 3m 91200_1522 VERTICAL Detector : Peak Project : 912813 Setting : 18.5</p>

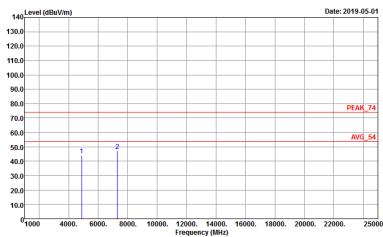
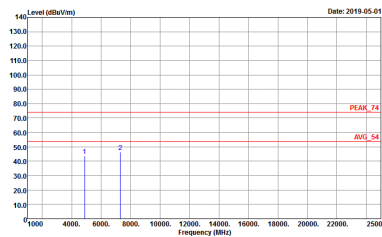


2.4GHz 2400~2483.5MHz

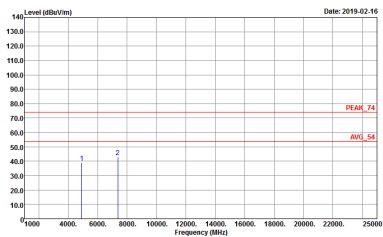
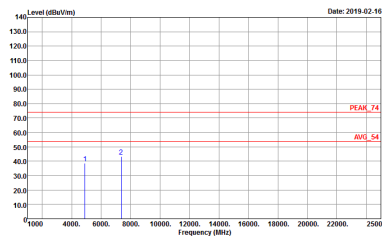
WIFI 802.11ac VHT40 (Harmonic @ 3m)

WIFI	2.4GHz 2400~2483.5MHz Harmonic @ 3m	
ANT	802.11ac VHT40 CH03 2422MHz	
1	Horizontal	Vertical
<p>Peak</p> <p>Avg.</p>	<p>Site : 09CH16-HY Condition : PEAK_74 3m 91200_1522 HORIZONTAL Detector : Peak Project : 912813 Setting : 11</p>	<p>Site : 09CH16-HY Condition : PEAK_74 3m 91200_1522 VERTICAL Detector : Peak Project : 912813 Setting : 11</p>



WIFI	2.4GHz 2400~2483.5MHz Harmonic @ 3m	
ANT	802.11ac VHT40 CH06 2437MHz	
1	Horizontal	Vertical
<p>Peak</p> <p>Avg.</p>	 <p>Site : 03CH16-11Y Condition : PEAK_74 3m 91200_1522 HORIZONTAL Detector : Peak Project : 912813 Setting : 16.5</p>	 <p>Site : 03CH16-11Y Condition : PEAK_74 3m 91200_1522 VERTICAL Detector : Peak Project : 912813 Setting : 16.5</p>



WIFI	2.4GHz 2400~2483.5MHz Harmonic @ 3m	
ANT	802.11ac VHT40 CH09 2452MHz	
1	Horizontal	Vertical
<p>Peak</p> <p>Avg.</p>	 <p>Site : 03CH16-11Y Condition : PEAK_74 3m 91200_1522 HORIZONTAL Detector : Peak Project : 912813 Setting : 15.5</p>	 <p>Site : 03CH16-11Y Condition : PEAK_74 3m 91200_1522 VERTICAL Detector : Peak Project : 912813 Setting : 15.5</p>



Emission below 1GHz
2.4GHz WIFI 802.11ac VHT40 (LF)

Table with 2 columns: Horizontal and Vertical. It contains two spectral plots showing Level (dBuV/m) vs Frequency (MHz) for a 2.4GHz WIFI 802.11ac VHT40 (LF) antenna. The plots show a blue signal line with several peaks and a red line labeled 'QP' at the top right. The left plot is for 'Horizontal' and the right for 'Vertical'. Both plots include a metadata block with site, condition, detector, and project information.

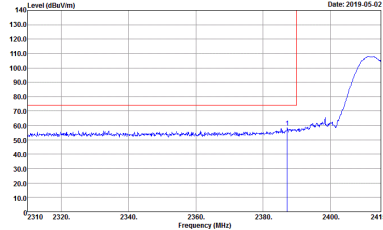
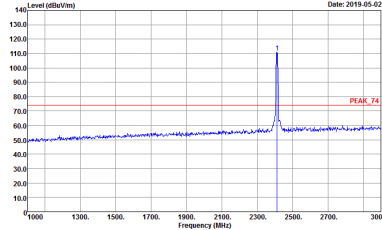
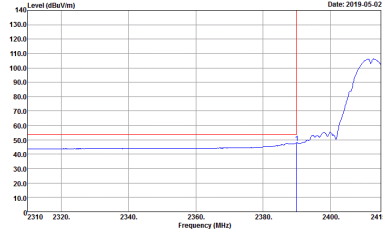
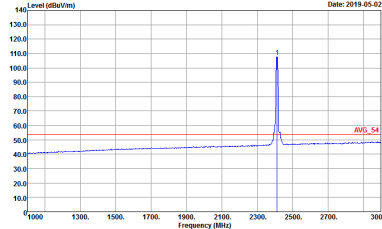
QP / Peak



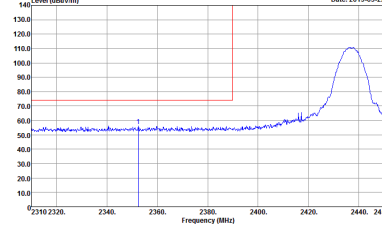
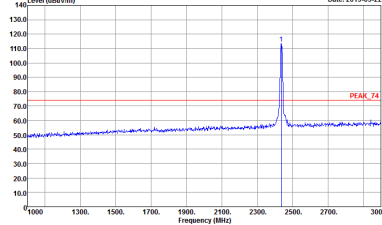
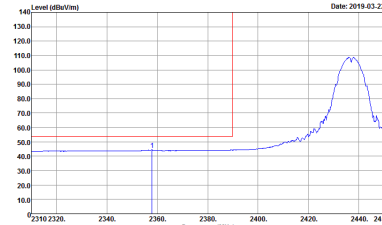
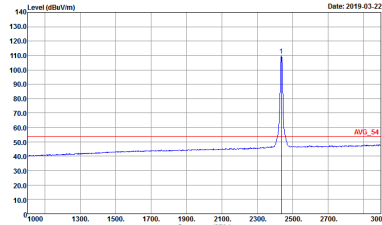
2.4GHz 2400~2483.5MHz
WIFI 802.11b (Band Edge @ 3m)

WIFI	2.4GHz 2400~2483.5MHz Band Edge @ 3m	
ANT	802.11b CH01 2412MHz	
1+2	Horizontal	Fundamental
Peak	<p>Site : 03CH16-HY Condition : PEAK_BE_74 3m 91200_1522 HORIZONTAL Detector : Peak Project : 912813 Setting : 19.5</p>	<p>Site : 03CH16-HY Condition : PEAK_74 3m 91200_1522 HORIZONTAL Detector : Peak Project : 912813 Setting : 19.5</p>
Avg.	<p>Site : 03CH16-HY Condition : AVG_BE_54 3m 91200_1522 HORIZONTAL Detector : Peak Project : 912813 Setting : 19.5</p>	<p>Site : 03CH16-HY Condition : AVG_54 3m 91200_1522 HORIZONTAL Detector : Peak Project : 912813 Setting : 19.5</p>



WIFI	2.4GHz 2400~2483.5MHz Band Edge @ 3m	
ANT	802.11b CH01 2412MHz	
1+2	Vertical	Fundamental
Peak	 <p>Site : 03CH16-HY Condition : PEAK_BE_74 3m 91200_1522 VERTICAL RBW:1000.000KHz VBW:3000.000KHz SWT:Auto Detector : Peak Project : 912813 Setting : 19.5</p>	 <p>Site : 03CH16-HY Condition : PEAK_74 3m 91200_1522 VERTICAL RBW:1000.000KHz VBW:3000.000KHz SWT:Auto Detector : Peak Project : 912813 Setting : 19.5</p>
Avg.	 <p>Site : 03CH16-HY Condition : AVG_BE_54 3m 91200_1522 VERTICAL RBW:1000.000KHz VBW:0.010KHz SWT:Auto Detector : Peak Project : 912813 Setting : 19.5</p>	 <p>Site : 03CH16-HY Condition : AVG_54 3m 91200_1522 VERTICAL RBW:1000.000KHz VBW:0.010KHz SWT:Auto Detector : Peak Project : 912813 Setting : 19.5</p>

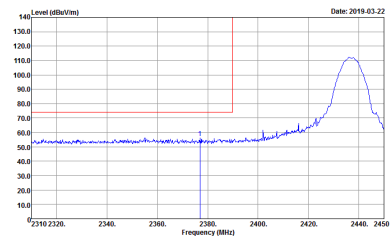
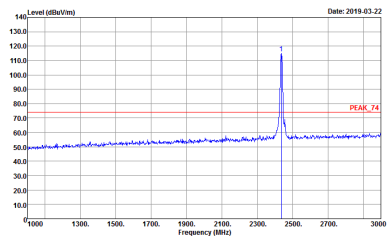
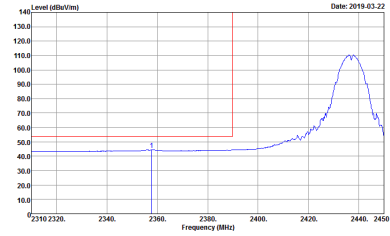
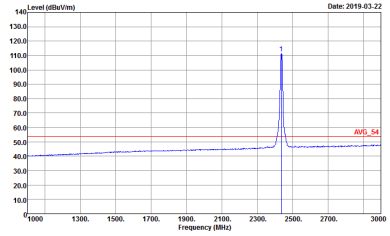


WIFI	2.4GHz 2400~2483.5MHz Band Edge @ 3m	
ANT	802.11b CH06 2437MHz - L	
1+2	Horizontal	Fundamental
Peak	 <p>Date: 2019-03-22</p> <p>Site : 03CH16-HY Condition : PEAK_BE_74 3m 91200_1522 HORIZONTAL RBW:1000.000KHz VBW:3000.000KHz SWT:Auto Detector : Peak Project : 912813 Setting : Z2</p>	 <p>Date: 2019-03-22</p> <p>Site : 03CH16-HY Condition : PEAK_74 3m 91200_1522 HORIZONTAL RBW:1000.000KHz VBW:3000.000KHz SWT:Auto Detector : Peak Project : 912813 Setting : Z2</p>
Avg.	 <p>Date: 2019-03-22</p> <p>Site : 03CH16-HY Condition : AVG_BE_54 3m 91200_1522 HORIZONTAL RBW:1000.000KHz VBW:0.010KHz SWT:Auto Detector : Peak Project : 912813 Setting : Z2</p>	 <p>Date: 2019-03-22</p> <p>Site : 03CH16-HY Condition : AVG_54 3m 91200_1522 HORIZONTAL RBW:1000.000KHz VBW:0.010KHz SWT:Auto Detector : Peak Project : 912813 Setting : Z2</p>



WIFI	2.4GHz 2400~2483.5MHz Band Edge @ 3m	
ANT	802.11b CH06 2437MHz - R	
1+2	Horizontal	Fundamental
Peak	<p>Site : 03CH16-HY Condition : PEAK_BE_74 3m 91200_1522 HORIZONTAL Detector : Peak Project : 912813 Setting : Z2</p>	Left blank
Avg.	<p>Site : 03CH16-HY Condition : AVG_BE_54 3m 91200_1522 HORIZONTAL Detector : Peak Project : 912813 Setting : Z2</p>	Left blank

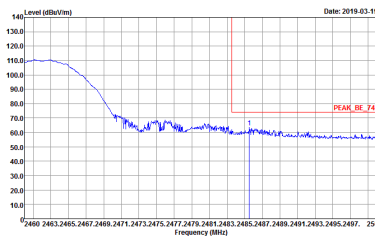
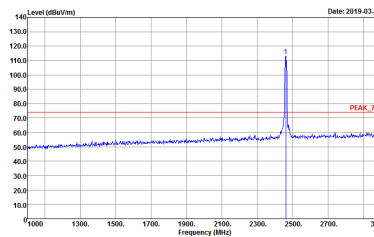
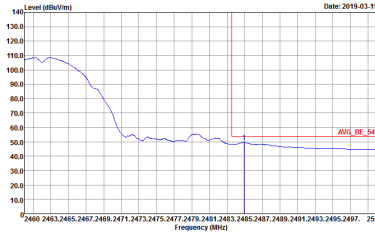
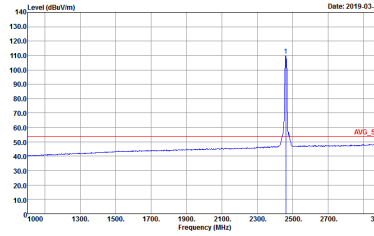


WIFI	2.4GHz 2400~2483.5MHz Band Edge @ 3m	
ANT	802.11b CH06 2437MHz - L	
1+2	Vertical	Fundamental
Peak	 <p>Date: 2019-03-22</p> <p>Site : 03CH16-HY Condition : PEAK_BE_74 3m 91200_1522 VERTICAL RBW:1000.000KHz VBW:3000.000KHz SWT:Auto Detector : Peak Project : 912813 Setting : Z2</p>	 <p>Date: 2019-03-22</p> <p>Site : 03CH16-HY Condition : PEAK_74 3m 91200_1522 VERTICAL RBW:1000.000KHz VBW:3000.000KHz SWT:Auto Detector : Peak Project : 912813 Setting : Z2</p>
Avg.	 <p>Date: 2019-03-22</p> <p>Site : 03CH16-HY Condition : AVG_BE_54 3m 91200_1522 VERTICAL RBW:1000.000KHz VBW:3000.000KHz SWT:Auto Detector : Peak Project : 912813 Setting : Z2</p>	 <p>Date: 2019-03-22</p> <p>Site : 03CH16-HY Condition : AVG_54 3m 91200_1522 VERTICAL RBW:1000.000KHz VBW:3000.000KHz SWT:Auto Detector : Peak Project : 912813 Setting : Z2</p>

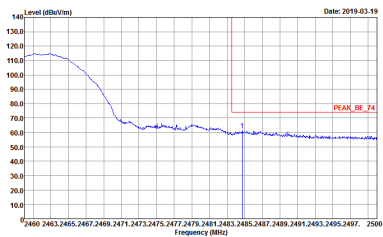
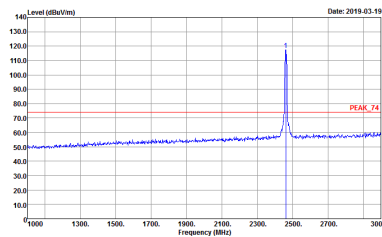
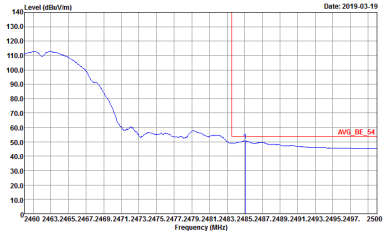
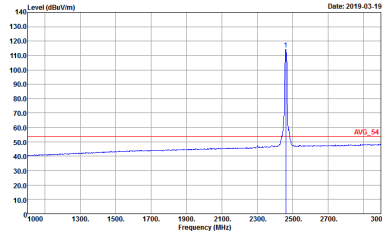


WIFI	2.4GHz 2400~2483.5MHz Band Edge @ 3m	
ANT	802.11b CH06 2437MHz - R	
1+2	Vertical	Fundamental
Peak	<p>Site : 03CH16-HY Condition : PEAK_BE_74 3m 91200_1522 VERTICAL Detector : Peak Project : 912813 Setting : Z2</p>	Left blank
Avg.	<p>Site : 03CH16-HY Condition : AVG_BE_54 3m 91200_1522 VERTICAL Detector : Peak Project : 912813 Setting : Z2</p>	Left blank



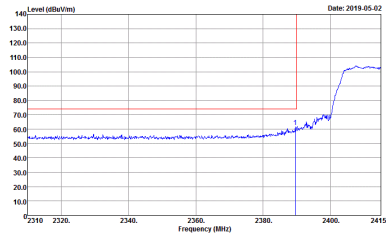
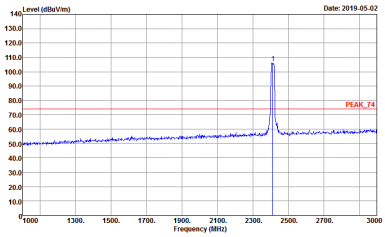
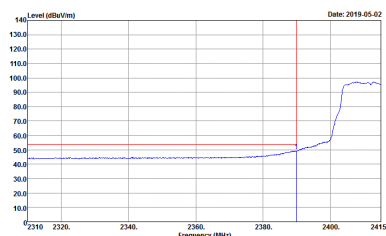
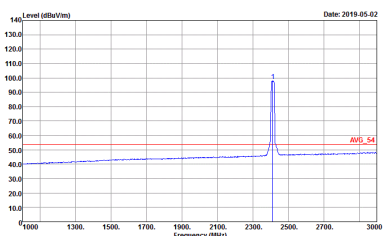
WIFI	2.4GHz 2400~2483.5MHz Band Edge @ 3m	
ANT	802.11b CH11 2462MHz	
1+2	Horizontal	Fundamental
Peak	 <p>Date: 2019-03-19</p> <p>Site : 03CH16-HY Condition : PEAK_BE_74 3m 91200_1522 HORIZONTAL Detector : Peak Project : 912813 Setting : 20.5</p>	 <p>Date: 2019-03-19</p> <p>Site : 03CH16-HY Condition : PEAK_74 3m 91200_1522 HORIZONTAL Detector : Peak Project : 912813 Setting : 20.5</p>
Avg.	 <p>Date: 2019-03-19</p> <p>Site : 03CH16-HY Condition : AVG_BE_54 3m 91200_1522 HORIZONTAL Detector : Peak Project : 912813 Setting : 20.5</p>	 <p>Date: 2019-03-19</p> <p>Site : 03CH16-HY Condition : AVG_54 3m 91200_1522 HORIZONTAL Detector : Peak Project : 912813 Setting : 20.5</p>



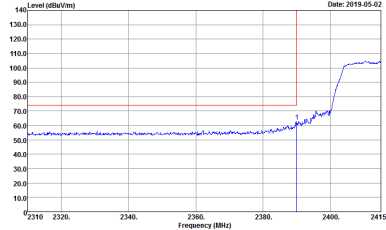
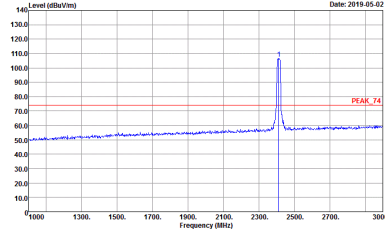
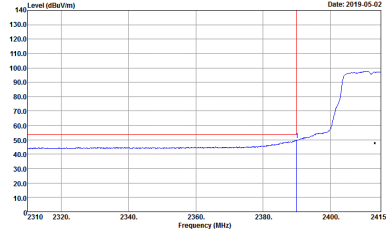
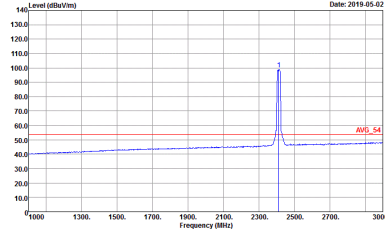
WIFI	2.4GHz 2400~2483.5MHz Band Edge @ 3m	
ANT	802.11b CH11 2462MHz	
1+2	Vertical	Fundamental
Peak	 <p>Date: 2019-03-19</p> <p>Site : 03CH16-HY Condition : PEAK_BE_74 3m 91200_1522 VERTICAL RBW:1000.000KHz VBW:3000.000KHz SWT:Auto Detector : Peak Project : 912813 Setting : 20.5</p>	 <p>Date: 2019-03-19</p> <p>Site : 03CH16-HY Condition : PEAK_74 3m 91200_1522 VERTICAL RBW:1000.000KHz VBW:3000.000KHz SWT:Auto Detector : Peak Project : 912813 Setting : 20.5</p>
Avg.	 <p>Date: 2019-03-19</p> <p>Site : 03CH16-HY Condition : AVG_BE_54 3m 91200_1522 VERTICAL RBW:1000.000KHz VBW:3000.000KHz SWT:Auto Detector : Peak Project : 912813 Setting : 20.5</p>	 <p>Date: 2019-03-19</p> <p>Site : 03CH16-HY Condition : AVG_54 3m 91200_1522 VERTICAL RBW:1000.000KHz VBW:3000.000KHz SWT:Auto Detector : Peak Project : 912813 Setting : 20.5</p>



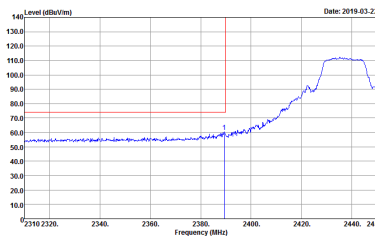
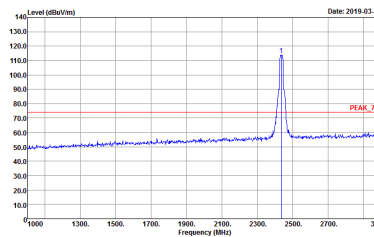
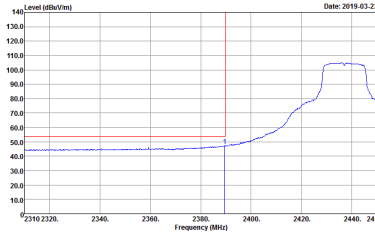
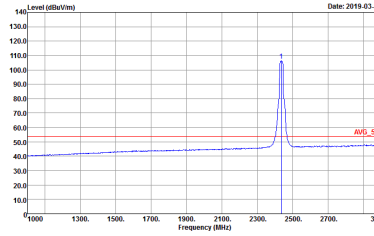
2.4GHz 2400~2483.5MHz
WIFI 802.11g (Band Edge @ 3m)

WIFI	2.4GHz 2400~2483.5MHz Band Edge @ 3m	
ANT	802.11g CH01 2412MHz	
1+2	Horizontal	Fundamental
Peak	 <p>Site : 03CH16-HY Condition : PEAK_BE_74 3m 91200_1522 HORIZONTAL Detector : Peak Project : 912813 Setting : 15</p>	 <p>Site : 03CH16-HY Condition : PEAK_74 3m 91200_1522 HORIZONTAL Detector : Peak Project : 912813 Setting : 15</p>
Avg.	 <p>Site : 03CH16-HY Condition : AVG_BE_54 3m 91200_1522 HORIZONTAL Detector : Peak Project : 912813 Setting : 15</p>	 <p>Site : 03CH16-HY Condition : AVG_54 3m 91200_1522 HORIZONTAL Detector : Peak Project : 912813 Setting : 15</p>



WIFI	2.4GHz 2400~2483.5MHz Band Edge @ 3m	
ANT	802.11g CH01 2412MHz	
1+2	Vertical	Fundamental
Peak	 <p>Date: 2019-05-02</p> <p>Site : 03CH16-HY Condition : PEAK_BE_74 3m 91200_1522 VERTICAL RBW:1000.000KHz VBW:3000.000KHz SWT:Auto Detector : Peak Project : 912813 Setting : 15</p>	 <p>Date: 2019-05-02</p> <p>Site : 03CH16-HY Condition : PEAK_74 3m 91200_1522 VERTICAL RBW:1000.000KHz VBW:3000.000KHz SWT:Auto Detector : Peak Project : 912813 Setting : 15</p>
Avg.	 <p>Date: 2019-05-02</p> <p>Site : 03CH16-HY Condition : AVG_BE_54 3m 91200_1522 VERTICAL RBW:1000.000KHz VBW:1.000KHz SWT:Auto Detector : Peak Project : 912813 Setting : 15</p>	 <p>Date: 2019-05-02</p> <p>Site : 03CH16-HY Condition : AVG_54 3m 91200_1522 VERTICAL RBW:1000.000KHz VBW:1.000KHz SWT:Auto Detector : Peak Project : 912813 Setting : 15</p>

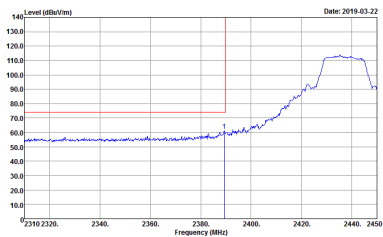
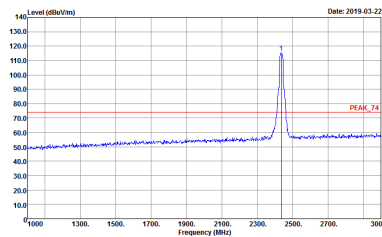
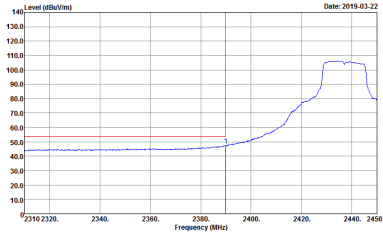
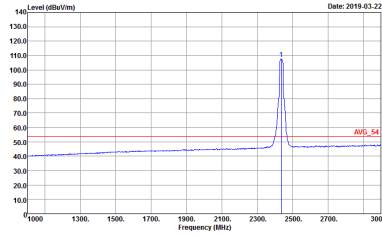


WIFI	2.4GHz 2400~2483.5MHz Band Edge @ 3m	
ANT	802.11g CH06 2437MHz - L	
1+2	Horizontal	Fundamental
Peak	 <p>Date: 2019-03-22</p> <p>Site : 03CH16-HY Condition : PEAK_BE_74 3m 91200_1522 HORIZONTAL : RBW:1000.000KHz VBW:3000.000KHz SWT:Auto Detector : Peak Project : 912813</p>	 <p>Date: 2019-03-22</p> <p>Site : 03CH16-HY Condition : PEAK_74 3m 91200_1522 HORIZONTAL : RBW:1000.000KHz VBW:3000.000KHz SWT:Auto Detector : Peak Project : 912813</p>
Avg.	 <p>Date: 2019-03-22</p> <p>Site : 03CH16-HY Condition : AVG_BE_54 3m 91200_1522 HORIZONTAL : RBW:1000.000KHz VBW:1000KHz SWT:Auto Detector : Peak Project : 912813</p>	 <p>Date: 2019-03-22</p> <p>Site : 03CH16-HY Condition : AVG_54 3m 91200_1522 HORIZONTAL : RBW:1000.000KHz VBW:1000KHz SWT:Auto Detector : Peak Project : 912813</p>

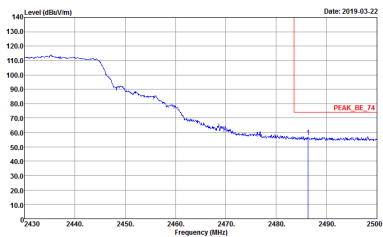
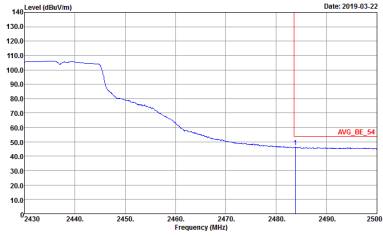


WIFI	2.4GHz 2400~2483.5MHz Band Edge @ 3m	
ANT	802.11g CH06 2437MHz - R	
1+2	Horizontal	Fundamental
Peak	<p>Site : 03CH16-HY Condition : PEAK_BE_74 3m 91200_1522 HORIZONTAL Detector : Peak Project : 912813</p>	Left blank
Avg.	<p>Site : 03CH16-HY Condition : AVG_BE_54 3m 91200_1522 HORIZONTAL Detector : Peak Project : 912813</p>	Left blank

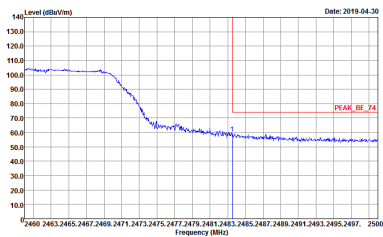
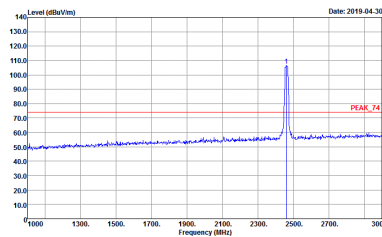
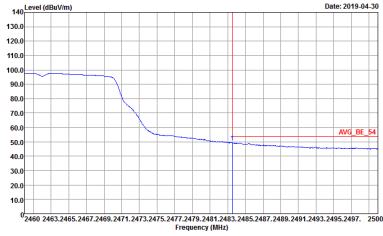
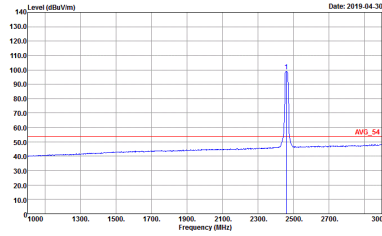


WIFI	2.4GHz 2400~2483.5MHz Band Edge @ 3m	
ANT	802.11g CH06 2437MHz - L	
1+2	Vertical	Fundamental
Peak	 <p>Date: 2019-03-22</p> <p>Site : 03CH16-HY Condition : PEAK_BE_74 3m 91200_1522 VERTICAL : RBW:1000.000KHz VBW:3000.000KHz SWT:Auto Detector : Peak Project : 912813</p>	 <p>Date: 2019-03-22</p> <p>Site : 03CH16-HY Condition : PEAK_74 3m 91200_1522 VERTICAL : RBW:1000.000KHz VBW:3000.000KHz SWT:Auto Detector : Peak Project : 912813</p>
Avg.	 <p>Date: 2019-03-22</p> <p>Site : 03CH16-HY Condition : AVG_BE_54 3m 91200_1522 VERTICAL : RBW:1000.000KHz VBW:1000KHz SWT:Auto Detector : Peak Project : 912813</p>	 <p>Date: 2019-03-22</p> <p>Site : 03CH16-HY Condition : AVG_54 3m 91200_1522 VERTICAL : RBW:1000.000KHz VBW:1000KHz SWT:Auto Detector : Peak Project : 912813</p>

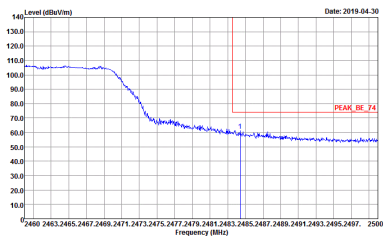
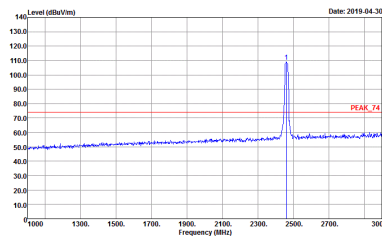
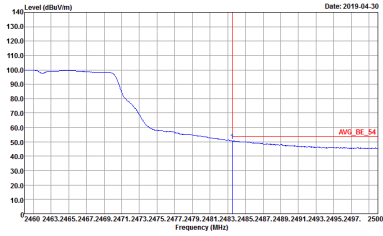
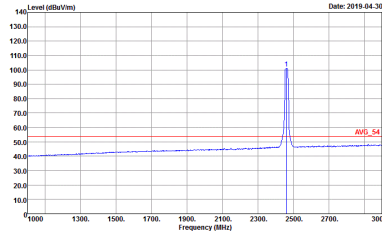


WIFI	2.4GHz 2400~2483.5MHz Band Edge @ 3m	
ANT	802.11g CH06 2437MHz - R	
1+2	Vertical	Fundamental
<p>Peak</p>	 <p>Site : 03CH16-HY Condition : PEAK_BE_74 3m 91200_1522 VERTICAL Detector : Peak Project : 912813</p>	<p>Left Blank</p>
<p>Avg.</p>	 <p>Site : 03CH16-HY Condition : AVG_BE_54 3m 91200_1522 VERTICAL Detector : Peak Project : 912813</p>	<p>Left Blank</p>



WIFI	2.4GHz 2400~2483.5MHz Band Edge @ 3m	
ANT	802.11g CH11 2462MHz	
1+2	Horizontal	Fundamental
Peak	 <p>Site : 03CH16-HY Condition : PEAK_BE_74 3m 91200_1522 HORIZONTAL Detector : Peak Project : 912813 Setting : 15.5</p>	 <p>Site : 03CH16-HY Condition : PEAK_74 3m 91200_1522 HORIZONTAL Detector : Peak Project : 912813 Setting : 15.5</p>
Avg.	 <p>Site : 03CH16-HY Condition : AVG_BE_54 3m 91200_1522 HORIZONTAL Detector : Peak Project : 912813 Setting : 15.5</p>	 <p>Site : 03CH16-HY Condition : AVG_54 3m 91200_1522 HORIZONTAL Detector : Peak Project : 912813 Setting : 15.5</p>



WIFI	2.4GHz 2400~2483.5MHz Band Edge @ 3m	
ANT	802.11g CH11 2462MHz	
1+2	Vertical	Fundamental
Peak	 <p>Site : 03CH16-HY Condition : PEAK_BE_74 3m 91200_1522 VERTICAL Detector : Peak Project : 912813 Setting : 15.5</p>	 <p>Site : 03CH16-HY Condition : PEAK_74 3m 91200_1522 VERTICAL Detector : Peak Project : 912813 Setting : 15.5</p>
Avg.	 <p>Site : 03CH16-HY Condition : AVG_BE_54 3m 91200_1522 VERTICAL Detector : Peak Project : 912813 Setting : 15.5</p>	 <p>Site : 03CH16-HY Condition : AVG_54 3m 91200_1522 VERTICAL Detector : Peak Project : 912813 Setting : 15.5</p>

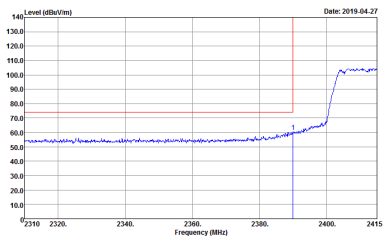
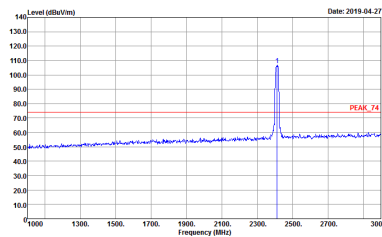
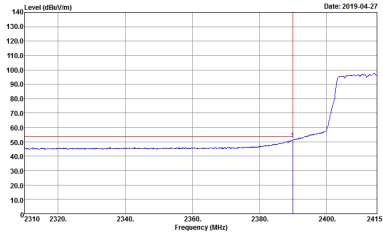
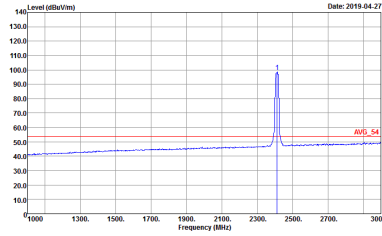


2.4GHz 2400~2483.5MHz

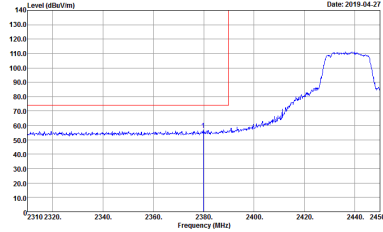
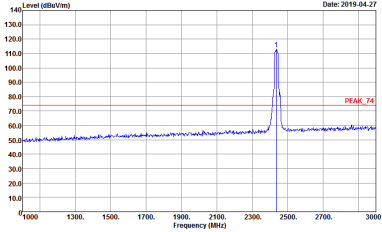
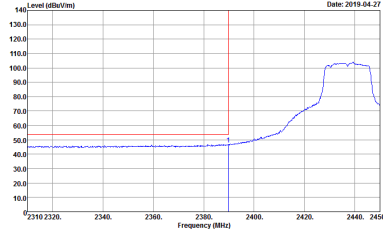
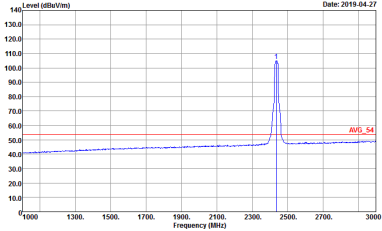
WIFI 802.11ac VHT20 (Band Edge @ 3m)

WIFI	2.4GHz 2400~2483.5MHz Band Edge @ 3m	
ANT	802.11ac VHT20 CH01 2412MHz	
1+2	Horizontal	Fundamental
Peak	<p>Site : 03CH16-HY Condition : PEAK_BE_74 3m 91200_1522 HORIZONTAL Detector : Peak Project : 912813 Setting : 13.5</p>	<p>Site : 03CH16-HY Condition : PEAK_74 3m 91200_1522 HORIZONTAL Detector : Peak Project : 912813 Setting : 13.5</p>
Avg.	<p>Site : 03CH16-HY Condition : AV6_BE_54 3m 91200_1522 HORIZONTAL Detector : Peak Project : 912813 Setting : 13.5</p>	<p>Site : 03CH16-HY Condition : AV6_54 3m 91200_1522 HORIZONTAL Detector : Peak Project : 912813 Setting : 13.5</p>

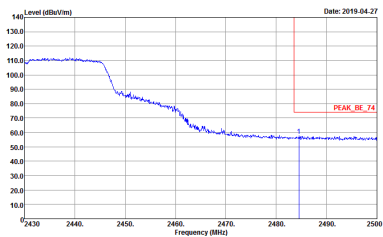
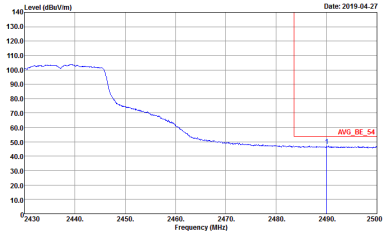


WIFI	2.4GHz 2400~2483.5MHz Band Edge @ 3m	
ANT	802.11ac VHT20 CH01 2412MHz	
1+2	Vertical	Fundamental
Peak	 <p>Date: 2019-04-27</p> <p>Site : 03CH16-HY Condition : PEAK_BE_74 3m 91200_1522 VERTICAL : RBW:1000.000KHz VBW:3000.000KHz SWT:Auto Detector : Peak Project : 912813 Setting : 13.5</p>	 <p>Date: 2019-04-27</p> <p>Site : 03CH16-HY Condition : PEAK_74 3m 91200_1522 VERTICAL : RBW:1000.000KHz VBW:3000.000KHz SWT:Auto Detector : Peak Project : 912813 Setting : 13.5</p>
Avg.	 <p>Date: 2019-04-27</p> <p>Site : 03CH16-HY Condition : AVG_BE_54 3m 91200_1522 VERTICAL : RBW:1000.000KHz VBW:3.000KHz SWT:Auto Detector : Peak Project : 912813 Setting : 13.5</p>	 <p>Date: 2019-04-27</p> <p>Site : 03CH16-HY Condition : AVG_54 3m 91200_1522 VERTICAL : RBW:1000.000KHz VBW:3.000KHz SWT:Auto Detector : Peak Project : 912813 Setting : 13.5</p>

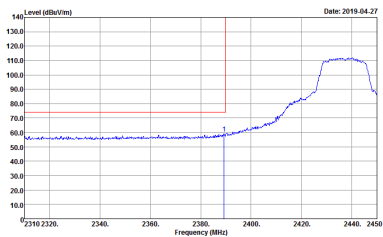
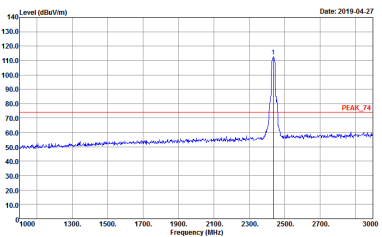
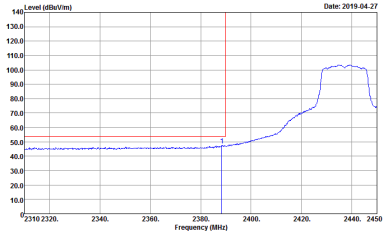
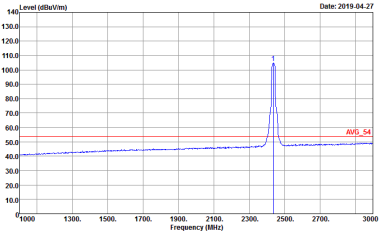


WIFI	2.4GHz 2400~2483.5MHz Band Edge @ 3m	
ANT	802.11ac VHT20 CH06 2437MHz - L	
1+2	Horizontal	Fundamental
Peak	 <p>Date: 2019-04-27</p> <p>Site : 03CH16-HY Condition : PEAK_BE_74 3m 91200_1522 HORIZONTAL RBW:1000.000KHz VBW:3000.000KHz SWT:Auto Detector : Peak Project : 912813</p>	 <p>Date: 2019-04-27</p> <p>Site : 03CH16-HY Condition : PEAK_74 3m 91200_1522 HORIZONTAL RBW:1000.000KHz VBW:3000.000KHz SWT:Auto Detector : Peak Project : 912813</p>
Avg.	 <p>Date: 2019-04-27</p> <p>Site : 03CH16-HY Condition : AVG_BE_54 3m 91200_1522 HORIZONTAL RBW:1000.000KHz VBW:3.000KHz SWT:Auto Detector : Peak Project : 912813</p>	 <p>Date: 2019-04-27</p> <p>Site : 03CH16-HY Condition : AVG_54 3m 91200_1522 HORIZONTAL RBW:1000.000KHz VBW:3.000KHz SWT:Auto Detector : Peak Project : 912813</p>

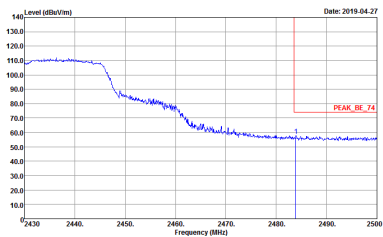
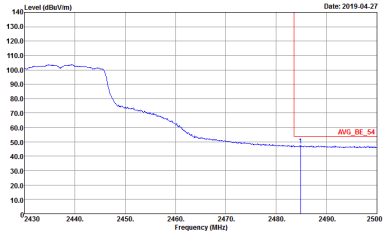


WIFI	2.4GHz 2400~2483.5MHz Band Edge @ 3m	
ANT	802.11ac VH20 CH06 2437MHz - R	
1+2	Horizontal	Fundamental
<p>Peak</p>	 <p>Site : 03CH16-HY Condition : PEAK_BE_74 3m 91200_1522 HORIZONTAL Detector : Peak Project : 912813</p>	<p>Left blank</p>
<p>Avg.</p>	 <p>Site : 03CH16-HY Condition : AVG_BE_54 3m 91200_1522 HORIZONTAL Detector : Peak Project : 912813</p>	<p>Left blank</p>

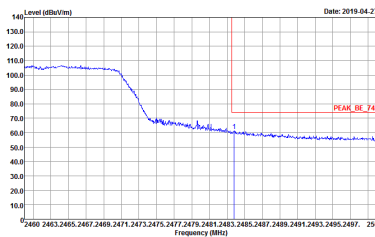
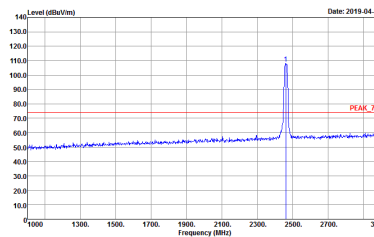
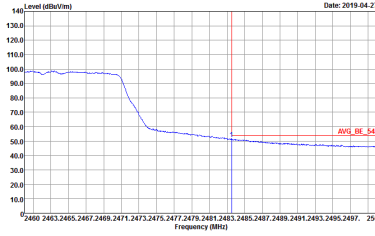
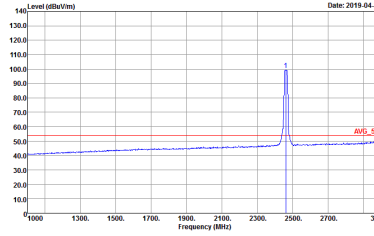


WIFI	2.4GHz 2400~2483.5MHz Band Edge @ 3m	
ANT	802.11ac VH20 CH06 2437MHz - L	
1+2	Vertical	Fundamental
Peak	 <p>Date: 2019-04-27</p> <p>Site : 03CH16-HY Condition : PEAK_BE_74 3m 91200_1522 VERTICAL RBW:1000.000KHz VBW:3000.000KHz SWT:Auto Detector : Peak Project : 912813</p>	 <p>Date: 2019-04-27</p> <p>Site : 03CH16-HY Condition : PEAK_74 3m 91200_1522 VERTICAL RBW:1000.000KHz VBW:3000.000KHz SWT:Auto Detector : Peak Project : 912813</p>
Avg.	 <p>Date: 2019-04-27</p> <p>Site : 03CH16-HY Condition : AVG_BE_54 3m 91200_1522 VERTICAL RBW:1000.000KHz VBW:3.000KHz SWT:Auto Detector : Peak Project : 912813</p>	 <p>Date: 2019-04-27</p> <p>Site : 03CH16-HY Condition : AVG_54 3m 91200_1522 VERTICAL RBW:1000.000KHz VBW:3.000KHz SWT:Auto Detector : Peak Project : 912813</p>

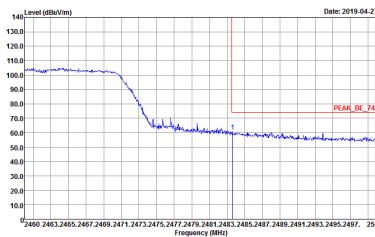
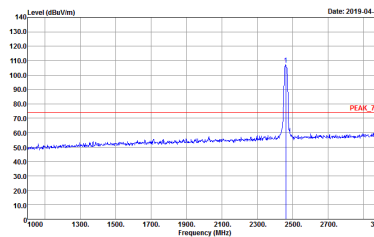
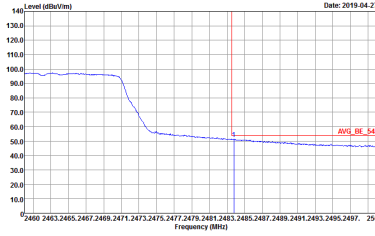
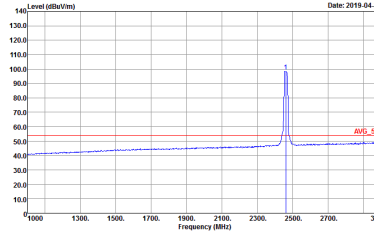


WIFI	2.4GHz 2400~2483.5MHz Band Edge @ 3m	
ANT	802.11ac VH20 CH06 2437MHz - R	
1+2	Vertical	Fundamental
<p>Peak</p>	 <p>Date: 2019-04-27</p> <p>Site : 03CH16-HY Condition : PEAK_BE_74 3m 91200_1522 VERTICAL Detector : Peak Project : 912813</p>	<p>Left blank</p>
<p>Avg.</p>	 <p>Date: 2019-04-27</p> <p>Site : 03CH16-HY Condition : AVG_BE_54 3m 91200_1522 VERTICAL Detector : Peak Project : 912813</p>	<p>Left blank</p>



WIFI	2.4GHz 2400~2483.5MHz Band Edge @ 3m	
ANT	802.11ac VH20 CH11 2462MHz	
1+2	Horizontal	Fundamental
Peak	 <p>Date: 2019-04-27</p> <p>Level (dBm/100kHz)</p> <p>Frequency (MHz)</p> <p>PEAK_BE_74</p> <p>Site : 03CH16-HY Condition : PEAK_BE_74 3m 91200_1522 HORIZONTAL Detector : Peak Project : 912813 Setting : 14.5</p>	 <p>Date: 2019-04-27</p> <p>Level (dBm/100kHz)</p> <p>Frequency (MHz)</p> <p>PEAK_74</p> <p>Site : 03CH16-HY Condition : PEAK_74 3m 91200_1522 HORIZONTAL Detector : Peak Project : 912813 Setting : 14.5</p>
Avg.	 <p>Date: 2019-04-27</p> <p>Level (dBm/100kHz)</p> <p>Frequency (MHz)</p> <p>AVG_BE_54</p> <p>Site : 03CH16-HY Condition : AVG_BE_54 3m 91200_1522 HORIZONTAL Detector : Peak Project : 912813 Setting : 14.5</p>	 <p>Date: 2019-04-27</p> <p>Level (dBm/100kHz)</p> <p>Frequency (MHz)</p> <p>AVG_54</p> <p>Site : 03CH16-HY Condition : AVG_54 3m 91200_1522 HORIZONTAL Detector : Peak Project : 912813 Setting : 14.5</p>



WIFI	2.4GHz 2400~2483.5MHz Band Edge @ 3m	
ANT	802.11ac VH20 CH11 2462MHz	
1+2	Vertical	Fundamental
Peak	 <p>Date: 2019-04-27</p> <p>Site : 03CH16-HY Condition : PEAK_BE_74 3m 91200_1522 VERTICAL RBW:1000.000KHz VBW:3000.000KHz SWT:Auto Detector : Peak Project : 912813 Setting : 14.5</p>	 <p>Date: 2019-04-27</p> <p>Site : 03CH16-HY Condition : PEAK_74 3m 91200_1522 VERTICAL RBW:1000.000KHz VBW:3000.000KHz SWT:Auto Detector : Peak Project : 912813 Setting : 14.5</p>
Avg.	 <p>Date: 2019-04-27</p> <p>Site : 03CH16-HY Condition : AVG_BE_54 3m 91200_1522 VERTICAL RBW:1000.000KHz VBW:3000.000KHz SWT:Auto Detector : Peak Project : 912813 Setting : 14.5</p>	 <p>Date: 2019-04-27</p> <p>Site : 03CH16-HY Condition : AVG_54 3m 91200_1522 VERTICAL RBW:1000.000KHz VBW:3000.000KHz SWT:Auto Detector : Peak Project : 912813 Setting : 14.5</p>

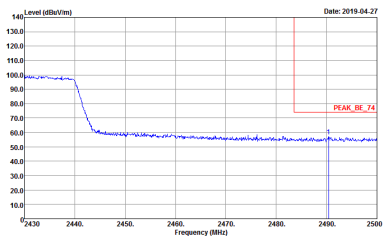
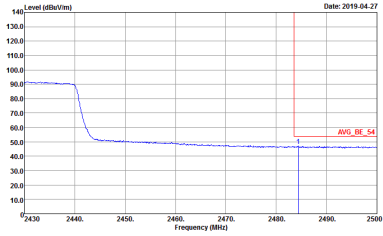


2.4GHz 2400~2483.5MHz

WIFI 802.11ac VHT40 (Band Edge @ 3m)

WIFI	2.4GHz 2400~2483.5MHz Band Edge @ 3m	
ANT	802.11ac VH40 CH03 2422MHz - L	
1+2	Horizontal	Fundamental
Peak	<p>Site : 03CH16-HY Condition : PEAK_BE_74 3m 91200_1522 HORIZONTAL Detector : Peak Project : 912813 Setting : 12.5</p>	<p>Site : 03CH16-HY Condition : PEAK_74 3m 91200_1522 HORIZONTAL Detector : Peak Project : 912813 Setting : 12.5</p>
Avg.	<p>Site : 03CH16-HY Condition : AV6_BE_54 3m 91200_1522 HORIZONTAL Detector : Peak Project : 912813 Setting : 12.5</p>	<p>Site : 03CH16-HY Condition : AV6_54 3m 91200_1522 HORIZONTAL Detector : Peak Project : 912813 Setting : 12.5</p>

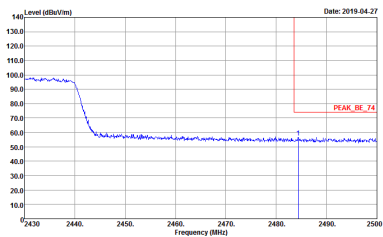
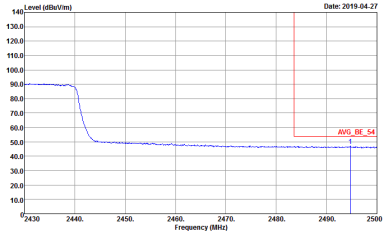


WIFI	2.4GHz 2400~2483.5MHz Band Edge @ 3m	
ANT	802.11ac VH40 CH03 2422MHz - R	
1+2	Horizontal	Fundamental
<p>Peak</p>	 <p>Date: 2019-04-27</p> <p>Site : 03CH16-HY Condition : PEAK_BE_74 3m 91200_1522 HORIZONTAL : RBW:1000.000KHz VBW:3000.000KHz SWT:Auto Detector : Peak Project : 912813 Setting : 12.5</p>	<p>Left blank</p>
<p>Avg.</p>	 <p>Date: 2019-04-27</p> <p>Site : 03CH16-HY Condition : AVG_BE_54 3m 91200_1522 HORIZONTAL : RBW:1000.000KHz VBW:3.000KHz SWT:Auto Detector : Peak Project : 912813 Setting : 12.5</p>	<p>Left blank</p>

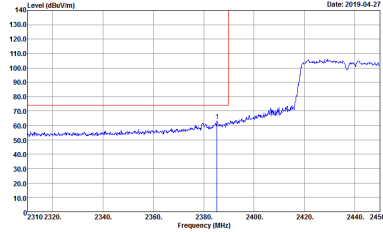
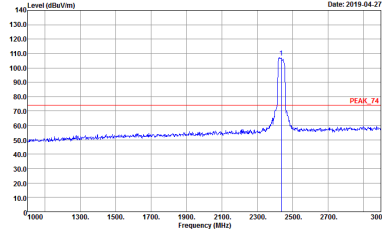
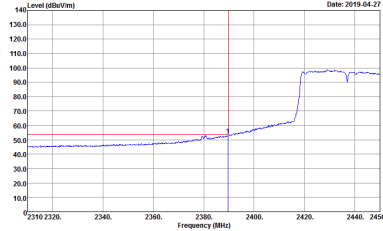
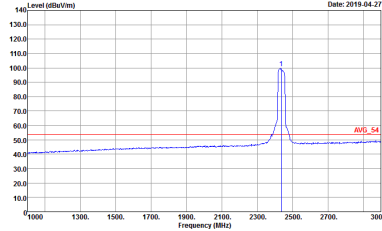


WIFI	2.4GHz 2400~2483.5MHz Band Edge @ 3m	
ANT	802.11ac VH40 CH03 2422MHz - L	
1+2	Vertical	Fundamental
Peak	<p>Site : 03CH16-HY Condition : PEAK_BE_74 3m 91200_1522 VERTICAL Detector : Peak Project : 912813 Setting : 12.5</p>	<p>Site : 03CH16-HY Condition : PEAK_74 3m 91200_1522 VERTICAL Detector : Peak Project : 912813 Setting : 12.5</p>
Avg.	<p>Site : 03CH16-HY Condition : AVG_BE_54 3m 91200_1522 VERTICAL Detector : Peak Project : 912813 Setting : 12.5</p>	<p>Site : 03CH16-HY Condition : AVG_54 3m 91200_1522 VERTICAL Detector : Peak Project : 912813 Setting : 12.5</p>

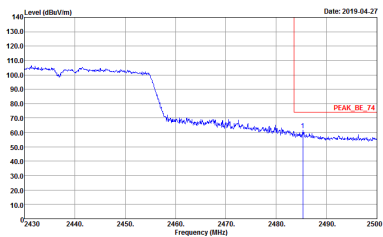
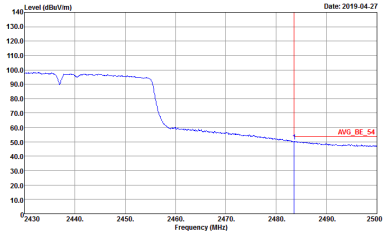


WIFI	2.4GHz 2400~2483.5MHz Band Edge @ 3m	
ANT	802.11ac VH40 CH03 2422MHz - R	
1+2	Vertical	Fundamental
<p>Peak</p>	 <p>Date: 2019-04-27</p> <p>Site : 03CH16-HY Condition : PEAK_BE_74 3m 91200_1522 VERTICAL : RBW:1000.000KHz VBW:3000.000KHz SWT:Auto Detector : Peak Project : 912813 Setting : 12.5</p>	<p>Left blank</p>
<p>Avg.</p>	 <p>Date: 2019-04-27</p> <p>Site : 03CH16-HY Condition : AVG_BE_54 3m 91200_1522 VERTICAL : RBW:1000.000KHz VBW:3.000KHz SWT:Auto Detector : Peak Project : 912813 Setting : 12.5</p>	<p>Left blank</p>



WIFI	2.4GHz 2400~2483.5MHz Band Edge @ 3m	
ANT	802.11ac VH40 CH06 2437MHz - L	
1+2	Horizontal	Fundamental
Peak	 <p>Date: 2019-04-27</p> <p>Site : 03CH16-HY Condition : PEAK_BE_74 3m 91200_1522 HORIZONTAL RBW:1000.000KHz VBW:3000.000KHz SWT:Auto Detector : Peak Project : 912813 Setting : 16.5</p>	 <p>Date: 2019-04-27</p> <p>Site : 03CH16-HY Condition : PEAK_74 3m 91200_1522 HORIZONTAL RBW:1000.000KHz VBW:3000.000KHz SWT:Auto Detector : Peak Project : 912813 Setting : 16.5</p>
Avg.	 <p>Date: 2019-04-27</p> <p>Site : 03CH16-HY Condition : AVG_BE_54 3m 91200_1522 HORIZONTAL RBW:1000.000KHz VBW:3.000KHz SWT:Auto Detector : Peak Project : 912813 Setting : 16.5</p>	 <p>Date: 2019-04-27</p> <p>Site : 03CH16-HY Condition : AVG_54 3m 91200_1522 HORIZONTAL RBW:1000.000KHz VBW:3.000KHz SWT:Auto Detector : Peak Project : 912813 Setting : 16.5</p>



WIFI	2.4GHz 2400~2483.5MHz Band Edge @ 3m	
ANT	802.11ac VH40 CH06 2437MHz - R	
1+2	Horizontal	Fundamental
<p>Peak</p>	 <p>Date: 2019-04-27</p> <p>Site : 03CH16-HY Condition : PEAK_BE_74 3m 91200_1522 HORIZONTAL : RBW:1000.000KHz VBW:3000.000KHz SWT:Auto Detector : Peak Project : 912813 Setting : 16.5</p>	<p>Left blank</p>
<p>Avg.</p>	 <p>Date: 2019-04-27</p> <p>Site : 03CH16-HY Condition : AVG_BE_54 3m 91200_1522 HORIZONTAL : RBW:1000.000KHz VBW:3.000KHz SWT:Auto Detector : Peak Project : 912813 Setting : 16.5</p>	<p>Left blank</p>

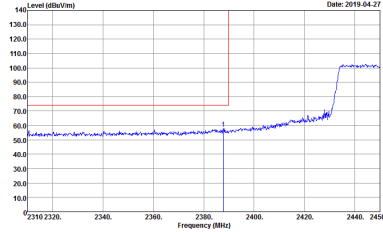
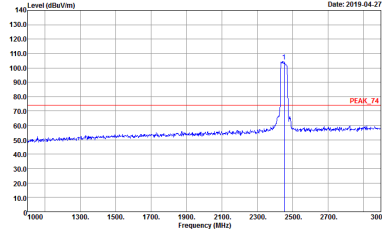
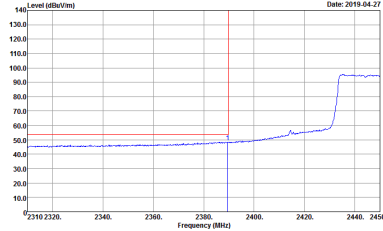
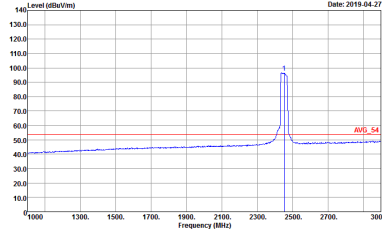


WIFI	2.4GHz 2400~2483.5MHz Band Edge @ 3m	
ANT	802.11ac VH40 CH06 2437MHz - L	
1+2	Vertical	Fundamental
Peak	<p>Site : 03CH16-HY Condition : PEAK_BE_74 3m 91200_1522 VERTICAL RBW:1000.000KHz VBW:3000.000KHz SWT:Auto Detector : Peak Project : 912813 Setting : 16.5</p>	<p>Site : 03CH16-HY Condition : PEAK_74 3m 91200_1522 VERTICAL RBW:1000.000KHz VBW:3000.000KHz SWT:Auto Detector : Peak Project : 912813 Setting : 16.5</p>
Avg.	<p>Site : 03CH16-HY Condition : AVG_BE_54 3m 91200_1522 VERTICAL RBW:1000.000KHz VBW:3.000KHz SWT:Auto Detector : Peak Project : 912813 Setting : 16.5</p>	<p>Site : 03CH16-HY Condition : AVG_54 3m 91200_1522 VERTICAL RBW:1000.000KHz VBW:3.000KHz SWT:Auto Detector : Peak Project : 912813 Setting : 16.5</p>

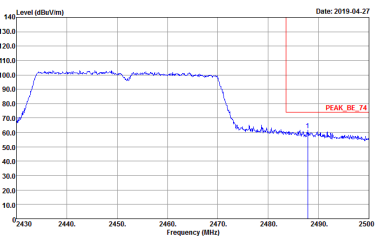
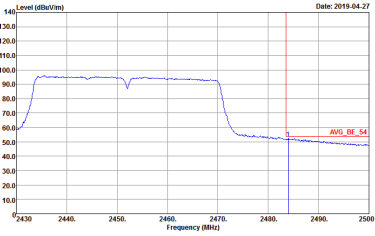


WIFI	2.4GHz 2400~2483.5MHz Band Edge @ 3m	
ANT	802.11ac VH40 CH06 2437MHz - R	
1+2	Vertical	Fundamental
Peak	<p>Site : 03CH16-HY Condition : PEAK_BE_74 3m 91200_1522 VERTICAL Detector : Peak Project : 912813 Setting : 16.5</p>	Left blank
Avg.	<p>Site : 03CH16-HY Condition : AVG_BE_54 3m 91200_1522 VERTICAL Detector : Peak Project : 912813 Setting : 16.5</p>	Left blank



WIFI	2.4GHz 2400~2483.5MHz Band Edge @ 3m	
ANT	802.11ac VH40 CH09 2452MHz - L	
1+2	Horizontal	Fundamental
Peak	 <p>Date: 2019-04-27</p> <p>Site : 03CH16-HY Condition : PEAK_BE_74 3m 91200_1522 HORIZONTAL RBW:1000.000kHz VBW:3000.000kHz SWT:Auto Detector : Peak Project : 912813 Setting : 14.5</p>	 <p>Date: 2019-04-27</p> <p>Site : 03CH16-HY Condition : PEAK_74 3m 91200_1522 HORIZONTAL RBW:1000.000kHz VBW:3000.000kHz SWT:Auto Detector : Peak Project : 912813 Setting : 14.5</p>
Avg.	 <p>Date: 2019-04-27</p> <p>Site : 03CH16-HY Condition : AVG_BE_54 3m 91200_1522 HORIZONTAL RBW:1000.000kHz VBW:3.000kHz SWT:Auto Detector : Peak Project : 912813 Setting : 14.5</p>	 <p>Date: 2019-04-27</p> <p>Site : 03CH16-HY Condition : AVG_54 3m 91200_1522 HORIZONTAL RBW:1000.000kHz VBW:3.000kHz SWT:Auto Detector : Peak Project : 912813 Setting : 14.5</p>

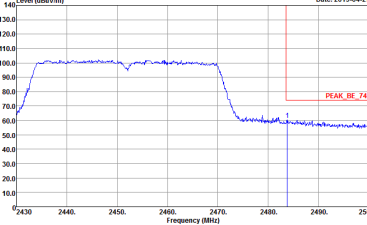
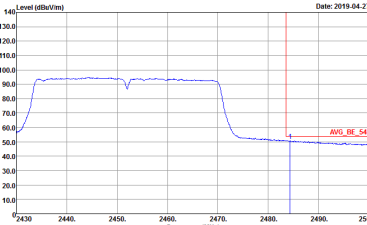


WIFI	2.4GHz 2400~2483.5MHz Band Edge @ 3m	
ANT	802.11ac VH40 CH09 2452MHz - R	
1+2	Horizontal	Fundamental
Peak	 <p>Date: 2019-04-27</p> <p>Site : 03CH16-HY Condition : PEAK_BE_74 3m 91200_1522 HORIZONTAL : RBW:1000.000KHz VBW:3000.000KHz SWT:Auto Detector : Peak Project : 912813 Setting : 14.5</p>	Left blank
Avg.	 <p>Date: 2019-04-27</p> <p>Site : 03CH16-HY Condition : AVG_BE_54 3m 91200_1522 HORIZONTAL : RBW:1000.000KHz VBW:3.000KHz SWT:Auto Detector : Peak Project : 912813 Setting : 14.5</p>	Left blank



WIFI	2.4GHz 2400~2483.5MHz Band Edge @ 3m	
ANT	802.11ac VH40 CH09 2452MHz - L	
1+2	Vertical	Fundamental
Peak	<p>Site : 03CH16-HY Condition : PEAK_BE_74 3m 91200_1522 VERTICAL RBW:1000.000KHz VBW:3000.000KHz SWT:Auto Detector : Peak Project : 912813 Setting : 14.5</p>	<p>Site : 03CH16-HY Condition : PEAK_74 3m 91200_1522 VERTICAL RBW:1000.000KHz VBW:3000.000KHz SWT:Auto Detector : Peak Project : 912813 Setting : 14.5</p>
Avg.	<p>Site : 03CH16-HY Condition : AVG_BE_54 3m 91200_1522 VERTICAL RBW:1000.000KHz VBW:3.000KHz SWT:Auto Detector : Peak Project : 912813 Setting : 14.5</p>	<p>Site : 03CH16-HY Condition : AVG_54 3m 91200_1522 VERTICAL RBW:1000.000KHz VBW:3.000KHz SWT:Auto Detector : Peak Project : 912813 Setting : 14.5</p>

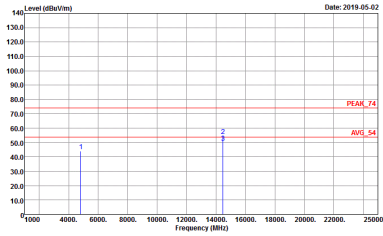
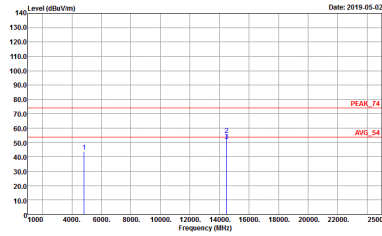


WIFI	2.4GHz 2400~2483.5MHz Band Edge @ 3m	
ANT	802.11ac VH40 CH09 2452MHz - R	
1+2	Vertical	Fundamental
Peak	 <p>Site : 03CH16-HY Condition : PEAK_BE_74 3m 91200_1522 VERTICAL : RBW:1000.000KHz VBW:3000.000KHz SWT:Auto Detector : Peak Project : 912813 Setting : 14.5</p>	Left blank
Avg.	 <p>Site : 03CH16-HY Condition : AVG_BE_54 3m 91200_1522 VERTICAL : RBW:1000.000KHz VBW:3.000KHz SWT:Auto Detector : Peak Project : 912813 Setting : 14.5</p>	Left blank



2.4GHz 2400~2483.5MHz

WIFI 802.11b (Harmonic @ 3m)

WIFI	2.4GHz 2400~2483.5MHz Harmonic @ 3m	
ANT	802.11b CH01 2412MHz	
1+2	Horizontal	Vertical
<p>Peak</p> <p>Avg.</p>	 <p>Site : 03CH16-HY Condition : PEAK_74 3m 9120D_1522 HORIZONTAL Detector : Peak Project : 912813 Setting : 19.5</p>	 <p>Site : 03CH16-HY Condition : PEAK_74 3m 9120D_1522 VERTICAL Detector : Peak Project : 912813 Setting : 19.5</p>



WIFI	2.4GHz 2400~2483.5MHz Harmonic @ 3m	
ANT	802.11b CH06 2437MHz	
1+2	Horizontal	Vertical
Peak Avg.	<p>Site : 03CH16-11Y Condition : PEAK_74 3m 9120D_1522 HORIZONTAL Detector : Peak Project : 912813 Setting : Z2</p>	<p>Site : 03CH16-11Y Condition : PEAK_74 3m 9120D_1522 VERTICAL Detector : Peak Project : 912813 Setting : Z2</p>



WIFI	2.4GHz 2400~2483.5MHz Harmonic @ 3m	
ANT	802.11b CH11 2462MHz	
1+2	Horizontal	Vertical
Peak Avg.	<p>Site : 03CH16-11Y Condition : PEAK_74 3m 9120D_1522 HORIZONTAL Detector : Peak Project : 912813 Setting : 20.5</p>	<p>Site : 03CH16-11Y Condition : PEAK_74 3m 9120D_1522 VERTICAL Detector : Peak Project : 912813 Setting : 20.5</p>



2.4GHz 2400~2483.5MHz

WIFI 802.11g (Harmonic @ 3m)

WIFI	2.4GHz 2400~2483.5MHz Harmonic @ 3m	
ANT	802.11g CH01 2412MHz	
1+2	Horizontal	Vertical
Peak Avg.	<p>Site : 03CH16-HY Condition : PEAK_74 3m 91200_1522 HORIZONTAL Detector : Peak Project : 912813 Setting : 15.5</p>	<p>Site : 03CH16-HY Condition : PEAK_74 3m 91200_1522 VERTICAL Detector : Peak Project : 912813 Setting : 15.5</p>



WIFI	2.4GHz 2400~2483.5MHz Harmonic @ 3m	
ANT	802.11g CH06 2437MHz	
1+2	Horizontal	Vertical
Peak Avg.	<p>Site : 03CH6-11Y Condition : PEAK_74 3m 91200_1522 HORIZONTAL Detector : Peak Project : 912813</p>	<p>Site : 03CH6-11Y Condition : PEAK_74 3m 91200_1522 VERTICAL Detector : Peak Project : 912813</p>

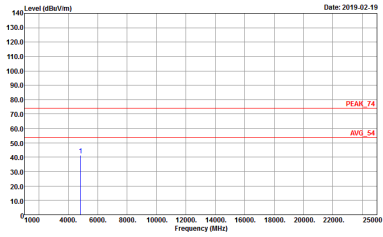
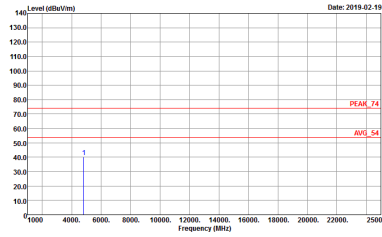


WIFI	2.4GHz 2400~2483.5MHz Harmonic @ 3m	
ANT	802.11g CH11 2462MHz	
1+2	Horizontal	Vertical
Peak Avg.	<p>Site : 03CH16-11Y Condition : PEAK_74 3m 91200_1522 HORIZONTAL Detector : Peak Project : 912813 Setting : 16</p>	<p>Site : 03CH16-11Y Condition : PEAK_74 3m 91200_1522 VERTICAL Detector : Peak Project : 912813 Setting : 16</p>



2.4GHz 2400~2483.5MHz

WIFI 802.11ac VHT20 (Harmonic @ 3m)

WIFI	2.4GHz 2400~2483.5MHz Harmonic @ 3m	
ANT	802.11ac VHT20 CH01 2412MHz	
1+2	Horizontal	Vertical
<p>Peak</p> <p>Avg.</p>	 <p>Site : 03CH16-HY Condition : PEAK_74 3m 91200_1522 HORIZONTAL Detector : Peak Project : 912813 Setting : 17.5</p>	 <p>Site : 03CH16-HY Condition : PEAK_74 3m 91200_1522 VERTICAL Detector : Peak Project : 912813 Setting : 17.5</p>



WIFI	2.4GHz 2400~2483.5MHz Harmonic @ 3m	
ANT	802.11ac VHT20 CH06 2437MHz	
1+2	Horizontal	Vertical
Peak Avg.	<p>Site : 03C116-11Y Condition : PEAK_74 3m 9120D_1522 HORIZONTAL Detector : Peak Project : 912813 Setting : Z2</p>	<p>Site : 03C116-11Y Condition : PEAK_74 3m 9120D_1522 VERTICAL Detector : Peak Project : 912813 Setting : Z2</p>



WIFI	2.4GHz 2400~2483.5MHz Harmonic @ 3m	
ANT	802.11ac VHT20 CH11 2462MHz	
1+2	Horizontal	Vertical
Peak Avg.	<p>Site : 03CH16-11Y Condition : PEAK_74 3m 91200_1522 HORIZONTAL Detector : Peak Project : 912813 Setting : 18</p>	<p>Site : 03CH16-11Y Condition : PEAK_74 3m 91200_1522 VERTICAL Detector : Peak Project : 912813 Setting : 18</p>



2.4GHz 2400~2483.5MHz

WIFI 802.11ac VHT40 (Harmonic @ 3m)

WIFI	2.4GHz 2400~2483.5MHz Harmonic @ 3m	
ANT	802.11ac VHT40 CH03 2422MHz	
1+2	Horizontal	Vertical
Peak Avg.	<p>Site : 03CH16-HY Condition : PEAK_74 3m 91200_1522 HORIZONTAL Detector : Peak Project : 912813 Setting : 115</p>	<p>Site : 03CH16-HY Condition : PEAK_74 3m 91200_1522 VERTICAL Detector : Peak Project : 912813 Setting : 115</p>



WIFI	2.4GHz 2400~2483.5MHz Harmonic @ 3m	
ANT	802.11ac VHT40 CH06 2437MHz	
1+2	Horizontal	Vertical
Peak Avg.	<p>Site : 03CH16-11Y Condition : PEAK_74 3m 91200_1522 HORIZONTAL Detector : Peak Project : 912813 Setting : 16.5</p>	<p>Site : 03CH16-11Y Condition : PEAK_74 3m 91200_1522 VERTICAL Detector : Peak Project : 912813 Setting : 16.5</p>



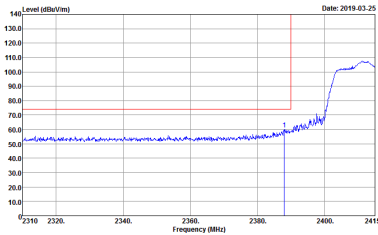
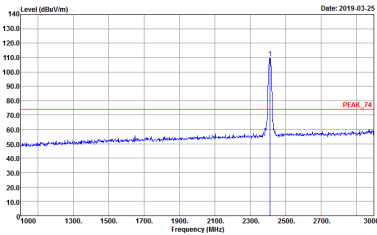
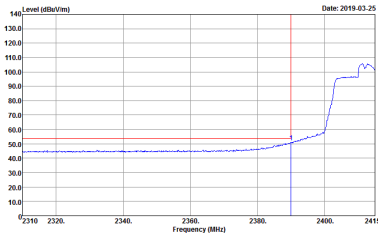
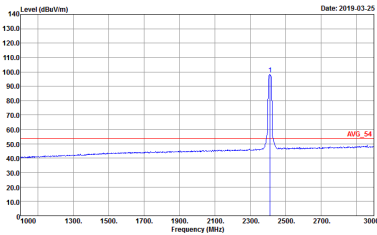
WIFI	2.4GHz 2400~2483.5MHz Harmonic @ 3m	
ANT	802.11ac VHT40 CH09 2452MHz	
1+2	Horizontal	Vertical
<p>Peak</p> <p>Avg.</p>	<p>Site : 03CH6-11Y Condition : PEAK_74 3m 91200_1522 HORIZONTAL Detector : Peak Project : 912813</p>	<p>Site : 03CH6-11Y Condition : PEAK_74 3m 91200_1522 VERTICAL Detector : Peak Project : 912813</p>



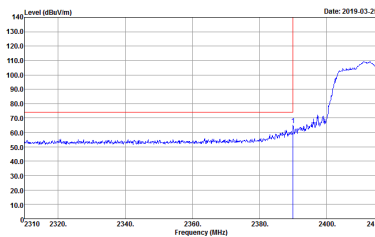
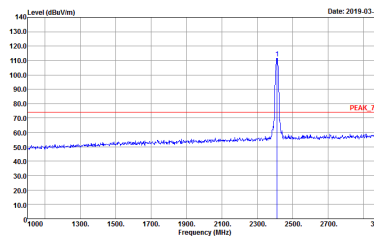
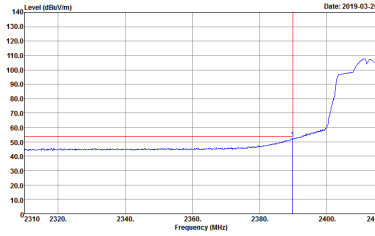
<TXBF Mode>

2.4GHz 2400~2483.5MHz

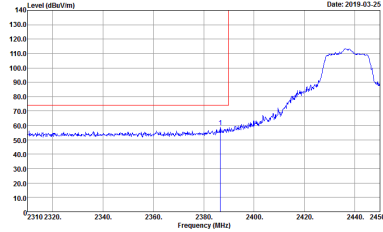
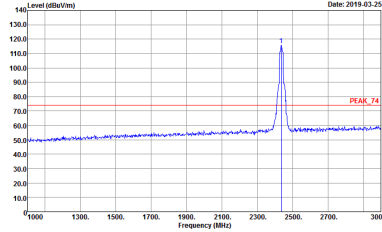
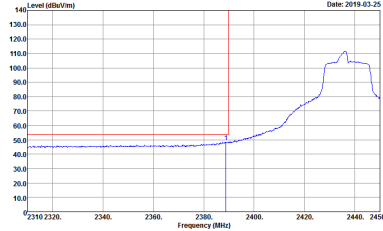
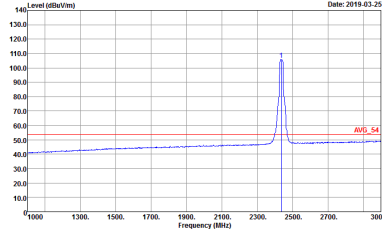
WIFI 802.11ac VHT20 (Band Edge @ 3m)

WIFI	2.4GHz 2400~2483.5MHz Band Edge @ 3m	
ANT	802.11ac VHT20 CH01 2412MHz	
1+2	Horizontal	Fundamental
Peak	 <p>Site : 03CH16-HY Condition : PEAK_BE_74 3m 91200_1522 HORIZONTAL Detector : Peak Project : 912813 Setting : 15.5</p>	 <p>Site : 03CH16-HY Condition : PEAK_74 3m 91200_1522 HORIZONTAL Detector : Peak Project : 912813 Setting : 15.5</p>
Avg.	 <p>Site : 03CH16-HY Condition : AVG_BE_54 3m 91200_1522 HORIZONTAL Detector : Peak Project : 912813 Setting : 15.5</p>	 <p>Site : 03CH16-HY Condition : AVG_54 3m 91200_1522 HORIZONTAL Detector : Peak Project : 912813 Setting : 15.5</p>



WIFI	2.4GHz 2400~2483.5MHz Band Edge @ 3m	
ANT	802.11ac VHT20 CH01 2412MHz	
1+2	Vertical	Fundamental
Peak	 <p>Site : 03CH16-HY Condition : PEAK_BE_74 3m 91200_1522 VERTICAL Detector : Peak Project : 912813 Setting : 15.5</p>	 <p>Site : 03CH16-HY Condition : PEAK_74 3m 91200_1522 VERTICAL Detector : Peak Project : 912813 Setting : 15.5</p>
Avg.	 <p>Site : 03CH16-HY Condition : AVG_BE_54 3m 91200_1522 VERTICAL Detector : Peak Project : 912813 Setting : 15.5</p>	 <p>Site : 03CH16-HY Condition : AVG_54 3m 91200_1522 VERTICAL Detector : Peak Project : 912813 Setting : 15.5</p>



WIFI	2.4GHz 2400~2483.5MHz Band Edge @ 3m	
ANT	802.11ac VHT20 CH06 2437MHz - L	
1+2	Horizontal	Fundamental
Peak	 <p>Date: 2019-03-25</p> <p>Site : 03CH16-HY Condition : PEAK_BE_74 3m 91200_1522 HORIZONTAL RBW:1000.000KHz VBW:3000.000KHz SWT:Auto Detector : Peak Project : 912813 Setting : Z2</p>	 <p>Date: 2019-03-25</p> <p>Site : 03CH16-HY Condition : PEAK_74 3m 91200_1522 HORIZONTAL RBW:1000.000KHz VBW:3000.000KHz SWT:Auto Detector : Peak Project : 912813 Setting : Z2</p>
Avg.	 <p>Date: 2019-03-25</p> <p>Site : 03CH16-HY Condition : AVG_BE_54 3m 91200_1522 HORIZONTAL RBW:1000.000KHz VBW:3.000KHz SWT:Auto Detector : Peak Project : 912813 Setting : Z2</p>	 <p>Date: 2019-03-25</p> <p>Site : 03CH16-HY Condition : AVG_54 3m 91200_1522 HORIZONTAL RBW:1000.000KHz VBW:3.000KHz SWT:Auto Detector : Peak Project : 912813 Setting : Z2</p>



WIFI	2.4GHz 2400~2483.5MHz Band Edge @ 3m	
ANT	802.11ac VH20 CH06 2437MHz - R	
1+2	Horizontal	Fundamental
Peak	<p>Site : 03CH16-HY Condition : PEAK_BE_74 3m 91200_1522 HORIZONTAL Detector : Peak Project : 912813 Setting : Z2</p>	Left blank
Avg.	<p>Site : 03CH16-HY Condition : AVG_BE_54 3m 91200_1522 HORIZONTAL Detector : Peak Project : 912813 Setting : Z2</p>	Left blank

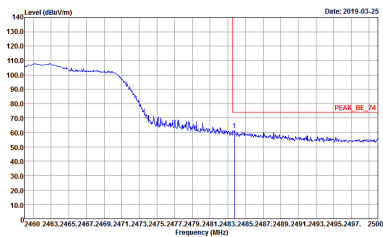
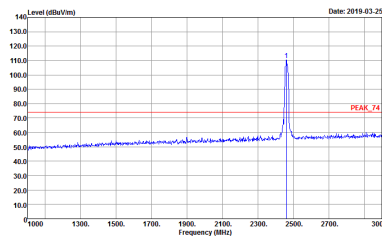
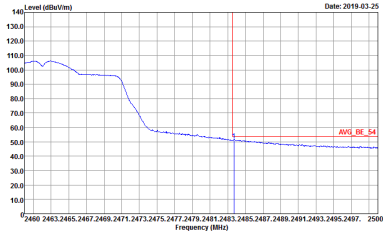
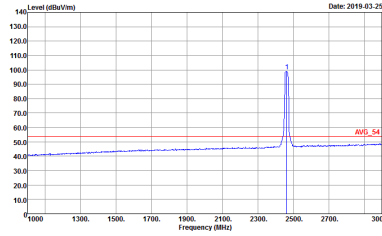


WIFI	2.4GHz 2400~2483.5MHz Band Edge @ 3m	
ANT	802.11ac VH20 CH06 2437MHz - L	
1+2	Vertical	Fundamental
Peak	<p>Site : 03CH16-HY Condition : PEAK_BE_74 3m 91200_1522 VERTICAL Detector : Peak Project : 912813 Setting : Z2</p>	<p>Site : 03CH16-HY Condition : PEAK_74 3m 91200_1522 VERTICAL Detector : Peak Project : 912813 Setting : Z2</p>
Avg.	<p>Site : 03CH16-HY Condition : AVG_BE_54 3m 91200_1522 VERTICAL Detector : Peak Project : 912813 Setting : Z2</p>	<p>Site : 03CH16-HY Condition : AVG_54 3m 91200_1522 VERTICAL Detector : Peak Project : 912813 Setting : Z2</p>

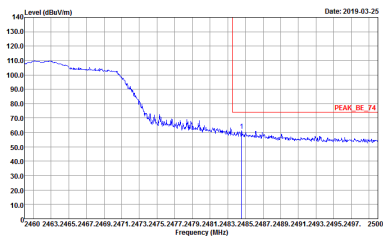
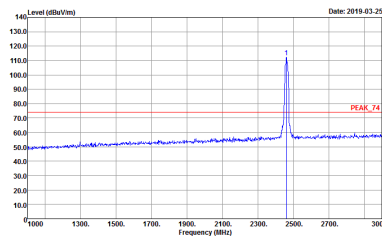
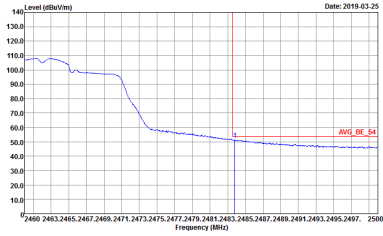
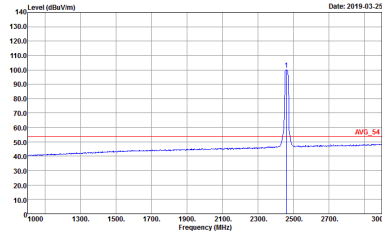


WIFI	2.4GHz 2400~2483.5MHz Band Edge @ 3m	
ANT	802.11ac VH20 CH06 2437MHz - R	
1+2	Vertical	Fundamental
Peak	<p>Site : 03CH16-HY Condition : PEAK_BE_74 3m 91200_1522 VERTICAL Detector : Peak Project : 912813 Setting : Z2</p>	Left blank
Avg.	<p>Site : 03CH16-HY Condition : AVG_BE_54 3m 91200_1522 VERTICAL Detector : Peak Project : 912813 Setting : Z2</p>	Left blank



WIFI	2.4GHz 2400~2483.5MHz Band Edge @ 3m	
ANT	802.11ac VH20 CH11 2462MHz	
1+2	Horizontal	Fundamental
Peak	 <p>Site : 03CH16-HY Condition : PEAK_BE_74 3m 91200_1522 HORIZONTAL Detector : Peak Project : 912813 Setting : 15.5</p>	 <p>Site : 03CH16-HY Condition : PEAK_74 3m 91200_1522 HORIZONTAL Detector : Peak Project : 912813 Setting : 15.5</p>
Avg.	 <p>Site : 03CH16-HY Condition : AVG_BE_54 3m 91200_1522 HORIZONTAL Detector : Peak Project : 912813 Setting : 15.5</p>	 <p>Site : 03CH16-HY Condition : AVG_54 3m 91200_1522 HORIZONTAL Detector : Peak Project : 912813 Setting : 15.5</p>



WIFI	2.4GHz 2400~2483.5MHz Band Edge @ 3m	
ANT	802.11ac VH20 CH11 2462MHz	
1+2	Vertical	Fundamental
<p>Peak</p>	 <p>Site : 03CH16-HY Condition : PEAK_BE_74 3m 91200_1522 VERTICAL RBW:1000.000KHz VBW:3000.000KHz SWT:Auto Detector : Peak Project : 912813 Setting : 15.5</p>	 <p>Site : 03CH16-HY Condition : PEAK_74 3m 91200_1522 VERTICAL RBW:1000.000KHz VBW:3000.000KHz SWT:Auto Detector : Peak Project : 912813 Setting : 15.5</p>
<p>Avg.</p>	 <p>Site : 03CH16-HY Condition : AVG_BE_54 3m 91200_1522 VERTICAL RBW:1000.000KHz VBW:3.000KHz SWT:Auto Detector : Peak Project : 912813 Setting : 15.5</p>	 <p>Site : 03CH16-HY Condition : AVG_54 3m 91200_1522 VERTICAL RBW:1000.000KHz VBW:3.000KHz SWT:Auto Detector : Peak Project : 912813 Setting : 15.5</p>

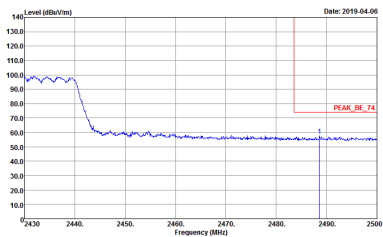
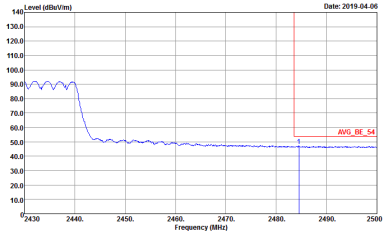


2.4GHz 2400~2483.5MHz

WIFI 802.11ac VHT40 (Band Edge @ 3m)

WIFI	2.4GHz 2400~2483.5MHz Band Edge @ 3m	
ANT	802.11ac VH40 CH03 2422MHz - L	
1+2	Horizontal	Fundamental
Peak	<p>Site : 03CH16-HY Condition : PEAK_BE_74 3m 91200_1522 HORIZONTAL Detector : Peak Project : 912813 Setting : 10</p>	<p>Site : 03CH16-HY Condition : PEAK_74 3m 91200_1522 HORIZONTAL Detector : Peak Project : 912813 Setting : 10</p>
Avg.	<p>Site : 03CH16-HY Condition : AV6_BE_54 3m 91200_1522 HORIZONTAL Detector : Peak Project : 912813 Setting : 10</p>	<p>Site : 03CH16-HY Condition : AV6_54 3m 91200_1522 HORIZONTAL Detector : Peak Project : 912813 Setting : 10</p>

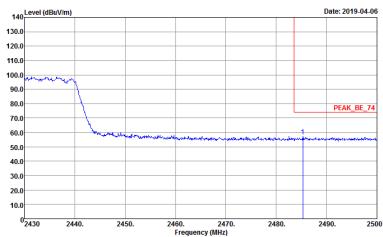
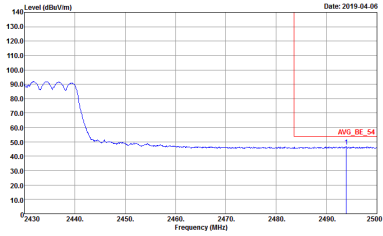


WIFI	2.4GHz 2400~2483.5MHz Band Edge @ 3m	
ANT	802.11ac VH40 CH03 2422MHz - R	
1+2	Horizontal	Fundamental
<p>Peak</p>	 <p>Date: 2019-04-06</p> <p>Site : 03CH16-HY Condition : PEAK_BE_74 3m 91200_1522 HORIZONTAL : RBW:1000.000KHz VBW:3000.000KHz SWT:Auto Detector : Peak Project : 912813 Setting : ID</p>	<p>Left blank</p>
<p>Avg.</p>	 <p>Date: 2019-04-06</p> <p>Site : 03CH16-HY Condition : AVG_BE_54 3m 91200_1522 HORIZONTAL : RBW:1000.000KHz VBW:3.000KHz SWT:Auto Detector : Peak Project : 912813 Setting : ID</p>	<p>Left blank</p>

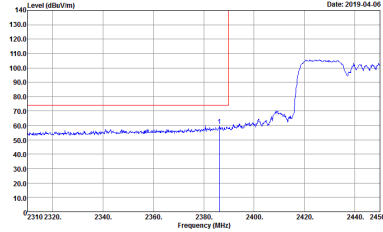
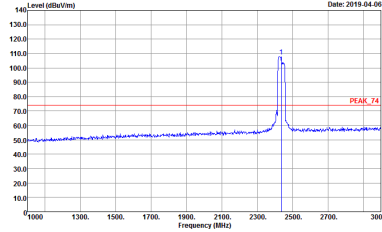
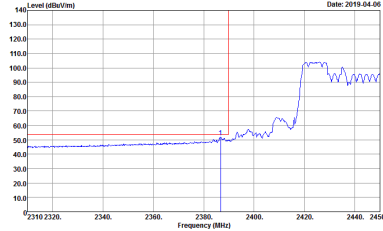
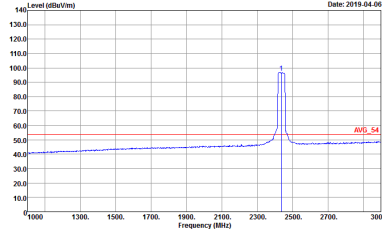


WIFI	2.4GHz 2400~2483.5MHz Band Edge @ 3m	
ANT	802.11ac VH40 CH03 2422MHz - L	
1+2	Vertical	Fundamental
Peak	<p>Site : 03CH16-HY Condition : PEAK_BE_74 3m 91200_1522 VERTICAL RBW:1000.000KHz VBW:3000.000KHz SWT:Auto Detector : Peak Project : 912813 Setting : 10</p>	<p>Site : 03CH16-HY Condition : PEAK_74 3m 91200_1522 VERTICAL RBW:1000.000KHz VBW:3000.000KHz SWT:Auto Detector : Peak Project : 912813 Setting : 10</p>
Avg.	<p>Site : 03CH16-HY Condition : AVG_BE_54 3m 91200_1522 VERTICAL RBW:1000.000KHz VBW:3.000KHz SWT:Auto Detector : Peak Project : 912813 Setting : 10</p>	<p>Site : 03CH16-HY Condition : AVG_54 3m 91200_1522 VERTICAL RBW:1000.000KHz VBW:3.000KHz SWT:Auto Detector : Peak Project : 912813 Setting : 10</p>

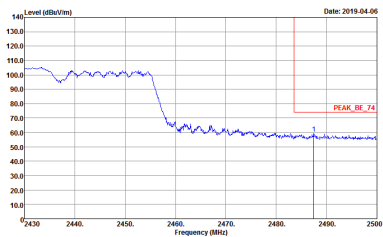
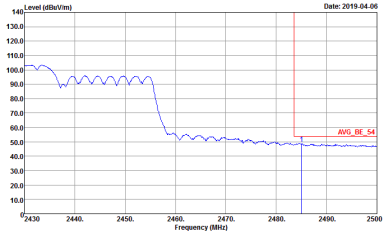


WIFI	2.4GHz 2400~2483.5MHz Band Edge @ 3m	
ANT	802.11ac VH40 CH03 2422MHz - R	
1+2	Vertical	Fundamental
<p>Peak</p>	 <p>Date: 2019-04-06</p> <p>Site : 03CH16-HY Condition : PEAK_BE_74 3m 91200_1522 VERTICAL : RBW:1000.000KHz VBW:3000.000KHz SWT:Auto Detector : Peak Project : 912813 Setting : ID</p>	<p>Left blank</p>
<p>Avg.</p>	 <p>Date: 2019-04-06</p> <p>Site : 03CH16-HY Condition : AVG_BE_54 3m 91200_1522 VERTICAL : RBW:1000.000KHz VBW:3.000KHz SWT:Auto Detector : Peak Project : 912813 Setting : ID</p>	<p>Left blank</p>



WIFI	2.4GHz 2400~2483.5MHz Band Edge @ 3m	
ANT	802.11ac VH40 CH06 2437MHz - L	
1+2	Horizontal	Fundamental
Peak	 <p>Date: 2019-04-06</p> <p>Site : 03CH16-HY Condition : PEAK_BE_74 3m 91200_1522 HORIZONTAL Detector : Peak Project : 912813 Setting : 13.5</p>	 <p>Date: 2019-04-06</p> <p>Site : 03CH16-HY Condition : PEAK_74 3m 91200_1522 HORIZONTAL Detector : Peak Project : 912813 Setting : 13.5</p>
Avg.	 <p>Date: 2019-04-06</p> <p>Site : 03CH16-HY Condition : AVG_BE_54 3m 91200_1522 HORIZONTAL Detector : Peak Project : 912813 Setting : 13.5</p>	 <p>Date: 2019-04-06</p> <p>Site : 03CH16-HY Condition : AVG_54 3m 91200_1522 HORIZONTAL Detector : Peak Project : 912813 Setting : 13.5</p>



WIFI	2.4GHz 2400~2483.5MHz Band Edge @ 3m	
ANT	802.11ac VH40 CH06 2437MHz - R	
1+2	Horizontal	Fundamental
<p>Peak</p>	 <p>Site : 03CH16-HY Condition : PEAK_BE_74 3m 91200_1522 HORIZONTAL : RBW:1000.000KHz VBW:3000.000KHz SWT:Auto Detector : Peak Project : 912813 Setting : 13.5</p>	<p>Left blank</p>
<p>Avg.</p>	 <p>Site : 03CH16-HY Condition : AVG_BE_54 3m 91200_1522 HORIZONTAL : RBW:1000.000KHz VBW:3.000KHz SWT:Auto Detector : Peak Project : 912813 Setting : 13.5</p>	<p>Left blank</p>