



Emission below 1GHz
2.4GHz WIFI 802.11b (LF)

WIFI	Note	Frequency	Level	Over	Limit	Read	Antenna	Path	Preamp	Ant	Table	Peak	Pol.	
Ant.				Limit	Line	Level	Factor	Loss	Factor	Pos	Pos	Avg.		
1		(MHz)	(dBμV/m)	(dB)	(dBμV/m)	(dBμV)	(dB/m)	(dB)	(dB)	(cm)	(deg)	(P/A)	(H/V)	
2.4GHz 802.11b LF		46.47	26.99	-13.01	40	42.74	15.72	1.02	32.49	-	-	P	H	
		130.17	26.96	-16.54	43.5	40.48	17.37	1.56	32.45	-	-	P	H	
		159.87	24.29	-19.21	43.5	38.73	16.28	1.71	32.43	-	-	P	H	
		746.6	34.9	-11.1	46	35.88	27.78	3.57	32.33	100	0	P	H	
		885.9	32.95	-13.05	46	31.72	29.07	3.89	31.73	-	-	P	H	
		948.2	33.11	-12.89	46	29.83	30.51	3.99	31.22	-	-	P	H	
														H
														H
														H
														H
														H
														H
			30.54	33.58	-6.42	40	41.54	23.7	0.84	32.5	-	-	P	V
			46.2	35.85	-4.15	40	51.6	15.72	1.02	32.49	100	0	P	V
			62.4	28.92	-11.08	40	48.78	11.59	1.04	32.49	-	-	P	V
			746.6	34.52	-11.48	46	35.5	27.78	3.57	32.33	-	-	P	V
			894.3	33.12	-12.88	46	31.91	29.01	3.89	31.69	-	-	P	V
			951	32.89	-13.11	46	29.48	30.61	3.99	31.19	-	-	P	V
														V
														V
													V	
													V	
													V	
													V	
Remark	1. No other spurious found. 2. All results are PASS against limit line.													



<CDD Mode>

**2.4GHz 2400~2483.5MHz
WIFI 802.11b (Band Edge @ 3m)**

WIFI Ant.	Note	Frequency	Level	Over Limit	Limit Line	Read Level	Antenna Factor	Path Loss	Preamp Factor	Ant Pos	Table Pos	Peak Avg.	Pol.	
1+2		(MHz)	(dBμV/m)	(dB)	(dBμV/m)	(dBμV)	(dB/m)	(dB)	(dB)	(cm)	(deg)	(P/A)	(H/V)	
802.11b CH 01 2412MHz		2387.175	53.7	-20.3	74	43.88	27.13	16.29	33.6	300	105	P	H	
		2387.385	44.76	-9.24	54	34.94	27.13	16.29	33.6	300	105	A	H	
	*	2412	109.92	-	-	100.03	27.18	16.3	33.59	300	105	P	H	
	*	2412	106.79	-	-	96.9	27.18	16.3	33.59	300	105	A	H	
													H	
														H
			2388.54	54.08	-19.92	74	44.26	27.13	16.29	33.6	118	193	P	V
			2387.28	46.9	-7.1	54	37.08	27.13	16.29	33.6	118	193	A	V
	*		2412	113.1	-	-	103.21	27.18	16.3	33.59	118	193	P	V
	*		2412	110.15	-	-	100.26	27.18	16.3	33.59	118	193	A	V
														V
														V
802.11b CH 06 2437MHz		2388.72	52.48	-21.52	74	42.66	27.13	16.29	33.6	370	252	P	H	
		2389.36	43.47	-10.53	54	33.65	27.13	16.29	33.6	370	252	A	H	
	*	2437	112.2	-	-	102.21	27.27	16.31	33.59	370	252	P	H	
	*	2437	109.46	-	-	99.47	27.27	16.31	33.59	370	252	A	H	
			2484.64	53.73	-20.27	74	43.63	27.36	16.32	33.58	370	252	P	H
			2483.84	42.82	-11.18	54	32.73	27.36	16.31	33.58	370	252	A	H
			2383.76	52.76	-21.24	74	42.98	27.09	16.29	33.6	124	156	P	V
			2390	43.5	-10.5	54	33.67	27.13	16.29	33.59	124	156	A	V
	*		2437	116.43	-	-	106.44	27.27	16.31	33.59	124	156	P	V
	*		2437	113.44	-	-	103.45	27.27	16.31	33.59	124	156	A	V
			2483.76	55.37	-18.63	74	45.28	27.36	16.31	33.58	124	156	P	V
			2487.2	43	-11	54	32.9	27.36	16.32	33.58	124	156	A	V



802.11b CH 11 2462MHz	*	2462	112.67	-	-	102.63	27.31	16.31	33.58	365	246	P	H
	*	2462	109.6	-	-	99.56	27.31	16.31	33.58	365	246	A	H
		2486.68	55.25	-18.75	74	45.15	27.36	16.32	33.58	365	246	P	H
		2486.96	47.53	-6.47	54	37.43	27.36	16.32	33.58	365	246	A	H
													H
													H
	*	2462	114.64	-	-	104.6	27.31	16.31	33.58	216	192	P	V
	*	2462	111.66	-	-	101.62	27.31	16.31	33.58	216	192	A	V
		2488.64	58.31	-15.69	74	48.17	27.4	16.32	33.58	216	192	P	V
		2488.6	52.5	-1.5	54	42.36	27.4	16.32	33.58	216	192	A	V
													V
													V
Remark	3. No other spurious found. 4. All results are PASS against Peak and Average limit line.												



**2.4GHz 2400~2483.5MHz
WIFI 802.11b (Harmonic @ 3m)**

WIFI Ant. 1+2	Note	Frequency (MHz)	Level (dBµV/m)	Over Limit (dB)	Limit Line (dBµV/m)	Read Level (dBµV)	Antenna Factor (dB/m)	Path Loss (dB)	Preamp Factor (dB)	Ant Pos (cm)	Table Pos (deg)	Peak Avg. (P/A)	Pol. (H/V)
802.11b CH 01 2412MHz		4824	41.34	-32.66	74	64.77	31.29	10.02	64.74	100	0	P	H
		9648	58.67	-31.25	89.92	71.49	38.86	13.52	65.2	177	64	P	H
													H
													H
		4824	38.89	-35.11	74	62.32	31.29	10.02	64.74	100	0	P	V
		9648	53.43	-39.67	93.1	66.25	38.86	13.52	65.2	379	107	P	V
													V
													V
802.11b CH 06 2437MHz		4874	45.44	-28.56	74	68.77	31.38	9.99	64.7	100	0	P	H
		7311	46.04	-27.96	74	62.81	36.28	11.77	64.82	100	0	P	H
		9748	64.3	-27.9	92.2	76.71	38.9	13.89	65.2	169	80	P	H
		12185	52.06	-21.94	74	62.48	38.73	16.09	65.24	100	151	P	H
		4874	42.28	-31.72	74	65.61	31.38	9.99	64.7	100	0	P	V
		7311	44.04	-29.96	74	60.81	36.28	11.77	64.82	100	0	P	V
		9748	58.61	-37.82	96.43	71.02	38.9	13.89	65.2	100	77	P	V
		12185	53.03	-20.97	74	63.45	38.73	16.09	65.24	205	189	P	V
802.11b CH 11 2462MHz		4924	40.8	-33.2	74	63.99	31.48	9.99	64.66	100	0	P	H
		7386	42.53	-31.47	74	59.24	36.47	11.68	64.86	100	0	P	H
		9848	61.65	-31.02	92.67	73.73	38.94	14.18	65.2	181	64	P	H
													H
		4924	40.08	-33.92	74	63.27	31.48	9.99	64.66	100	0	P	V
		7386	41.8	-32.2	74	58.51	36.47	11.68	64.86	100	0	P	V
		9848	54.66	-39.98	94.64	66.74	38.94	14.18	65.2	328	119	P	V
													V
Remark	3. No other spurious found. 4. All results are PASS against Peak and Average limit line.												



**2.4GHz 2400~2483.5MHz
WIFI 802.11g (Band Edge @ 3m)**

WIFI Ant. 1+2	Note	Frequency (MHz)	Level (dBμV/m)	Over Limit (dB)	Limit Line (dBμV/m)	Read Level (dBμV)	Antenna Factor (dB/m)	Path Loss (dB)	Preamp Factor (dB)	Ant Pos (cm)	Table Pos (deg)	Peak Avg. (P/A)	Pol. (H/V)	
802.11g CH 01 2412MHz		2387.385	61.26	-12.74	74	51.44	27.13	16.29	33.6	302	227	P	H	
		2386.755	49.77	-4.23	54	39.95	27.13	16.29	33.6	302	227	A	H	
	*	2412	108.36	-	-	98.47	27.18	16.3	33.59	302	227	P	H	
	*	2412	100.57	-	-	90.68	27.18	16.3	33.59	302	227	A	H	
													H	
													H	
			2387.28	65.01	-8.99	74	55.19	27.13	16.29	33.6	126	191	P	V
			2388.015	52.48	-1.52	54	42.66	27.13	16.29	33.6	126	191	A	V
	*		2412	109.95	-	-	100.06	27.18	16.3	33.59	126	191	P	V
	*		2412	102.19	-	-	92.3	27.18	16.3	33.59	126	191	A	V
													V	
													V	
802.11g CH 06 2437MHz		2386.16	59.3	-14.7	74	49.48	27.13	16.29	33.6	366	245	P	H	
		2390	47.58	-6.42	54	37.75	27.13	16.29	33.59	366	245	A	H	
	*	2437	115.98	-	-	105.99	27.27	16.31	33.59	366	245	P	H	
	*	2437	107.88	-	-	97.89	27.27	16.31	33.59	366	245	A	H	
			2486.72	64.8	-9.2	74	54.7	27.36	16.32	33.58	366	245	P	H
			2486.48	47.74	-6.26	54	37.64	27.36	16.32	33.58	366	245	A	H
			2387.92	62.61	-11.39	74	52.79	27.13	16.29	33.6	159	171	P	V
			2388.56	50.73	-3.27	54	40.91	27.13	16.29	33.6	159	171	A	V
	*		2437	117.89	-	-	107.9	27.27	16.31	33.59	159	171	P	V
	*		2437	109.76	-	-	99.77	27.27	16.31	33.59	159	171	A	V
			2483.6	65.82	-8.18	74	55.73	27.36	16.31	33.58	159	171	P	V
			2483.84	52.76	-1.24	54	42.67	27.36	16.31	33.58	159	171	A	V



802.11g CH 11 2462MHz	*	2462	110.98	-	-	100.94	27.31	16.31	33.58	292	229	P	H
	*	2462	102.02	-	-	91.98	27.31	16.31	33.58	292	229	A	H
		2483.6	59.89	-14.11	74	49.8	27.36	16.31	33.58	292	229	P	H
		2486.56	48.14	-5.86	54	38.04	27.36	16.32	33.58	292	229	A	H
													H
													H
	*	2462	111.63	-	-	101.59	27.31	16.31	33.58	121	170	P	V
	*	2462	103.94	-	-	93.9	27.31	16.31	33.58	121	170	A	V
		2484.04	64.42	-9.58	74	54.33	27.36	16.31	33.58	121	170	P	V
		2483.64	52.91	-1.09	54	42.82	27.36	16.31	33.58	121	170	A	V
													V
													V
Remark	3. No other spurious found. 4. All results are PASS against Peak and Average limit line.												



**2.4GHz 2400~2483.5MHz
WIFI 802.11g (Harmonic @ 3m)**

WIFI Ant. 1+2	Note	Frequency (MHz)	Level (dBµV/m)	Over Limit (dB)	Limit Line (dBµV/m)	Read Level (dBµV)	Antenna Factor (dB/m)	Path Loss (dB)	Preamp Factor (dB)	Ant Pos (cm)	Table Pos (deg)	Peak Avg. (P/A)	Pol. (H/V)	
802.11g CH 01 2412MHz		4824	39.1	-34.9	74	62.53	31.29	10.02	64.74	100	0	P	H	
													H	
													H	
													H	
			4824	39.02	-34.98	74	62.45	31.29	10.02	64.74	100	0	P	V
														V
														V
802.11g CH 06 2437MHz		4874	41.61	-32.39	74	64.94	31.38	9.99	64.7	100	0	P	H	
		7311	44.35	-29.65	74	61.12	36.28	11.77	64.82	100	0	P	H	
		9748	64.1	-31.88	95.98	76.51	38.9	13.89	65.2	185	61	P	H	
														H
			4874	39.92	-34.08	74	63.25	31.38	9.99	64.7	100	0	P	V
			7311	42.68	-31.32	74	59.45	36.28	11.77	64.82	100	0	P	V
			9748	51.38	-46.51	97.89	63.79	38.9	13.89	65.2	100	192	P	V
802.11g CH 11 2462MHz		4924	40.2	-33.8	74	63.39	31.48	9.99	64.66	100	0	P	H	
		7386	41.99	-32.01	74	58.7	36.47	11.68	64.86	100	0	P	H	
														H
														H
			4924	39.79	-34.21	74	62.98	31.48	9.99	64.66	100	0	P	V
			7386	41.69	-32.31	74	58.4	36.47	11.68	64.86	100	0	P	V
														V
Remark	3. No other spurious found.													
	4. All results are PASS against Peak and Average limit line.													



**2.4GHz 2400~2483.5MHz
WIFI 802.11ac VHT20 (Band Edge @ 3m)**

WIFI Ant. 1+2	Note	Frequency (MHz)	Level (dBμV/m)	Over Limit (dB)	Limit Line (dBμV/m)	Read Level (dBμV)	Antenna Factor (dB/m)	Path Loss (dB)	Preamp Factor (dB)	Ant Pos (cm)	Table Pos (deg)	Peak Avg. (P/A)	Pol. (H/V)	
802.11ac VHT20 CH 01 2412MHz		2389.8	65.75	-8.25	74	55.92	27.13	16.29	33.59	298	233	P	H	
		2390	52.89	-1.11	54	43.06	27.13	16.29	33.59	298	233	A	H	
	*	2412	108.91	-	-	99.02	27.18	16.3	33.59	298	233	P	H	
	*	2412	101.19	-	-	91.3	27.18	16.3	33.59	298	233	A	H	
													H	
														H
			2389.275	66.45	-7.55	74	56.63	27.13	16.29	33.6	167	170	P	V
			2390	49.73	-4.27	54	39.9	27.13	16.29	33.59	167	170	A	V
		*	2412	111.4	-	-	101.51	27.18	16.3	33.59	167	170	P	V
		*	2412	103.42	-	-	93.53	27.18	16.3	33.59	167	170	A	V
													V	
													V	
802.11ac VHT20 CH 06 2437MHz		2389.8	61.41	-12.59	74	51.58	27.13	16.29	33.59	369	253	P	H	
		2389.94	48.61	-5.39	54	38.78	27.13	16.29	33.59	369	253	A	H	
	*	2437	114.73	-	-	104.74	27.27	16.31	33.59	369	253	P	H	
	*	2437	107.23	-	-	97.24	27.27	16.31	33.59	369	253	A	H	
			2491.25	56.41	-17.59	74	46.27	27.4	16.32	33.58	369	253	P	H
			2495.94	45.16	-8.84	54	35.01	27.4	16.32	33.57	369	253	A	H
			2386.86	65.09	-8.91	74	55.27	27.13	16.29	33.6	163	167	P	V
			2385.74	47.97	-6.03	54	38.15	27.13	16.29	33.6	163	167	A	V
		*	2437	117.37	-	-	107.38	27.27	16.31	33.59	163	167	P	V
		*	2437	109.41	-	-	99.42	27.27	16.31	33.59	163	167	A	V
		2483.97	66.69	-7.31	74	56.6	27.36	16.31	33.58	163	167	P	V	
		2483.55	52.75	-1.25	54	42.66	27.36	16.31	33.58	163	167	A	V	



802.11ac VHT20 CH 11 2462MHz	*	2462	109.65	-	-	99.61	27.31	16.31	33.58	363	260	P	H
	*	2462	100.91	-	-	90.87	27.31	16.31	33.58	363	260	A	H
		2483.88	59.07	-14.93	74	48.98	27.36	16.31	33.58	363	260	P	H
		2483.56	48.64	-5.36	54	38.55	27.36	16.31	33.58	363	260	A	H
													H
													H
	*	2462	111.64	-	-	101.6	27.31	16.31	33.58	133	190	P	V
	*	2462	103.91	-	-	93.87	27.31	16.31	33.58	133	190	A	V
		2485.4	64.87	-9.13	74	54.77	27.36	16.32	33.58	133	190	P	V
		2484.52	51.78	-2.22	54	41.68	27.36	16.32	33.58	133	190	A	V
												V	
												V	
Remark	3. No other spurious found. 4. All results are PASS against Peak and Average limit line.												



**2.4GHz 2400~2483.5MHz
WIFI 802.11ac VHT20 (Harmonic @ 3m)**

WIFI Ant. 1+2	Note	Frequency (MHz)	Level (dBμV/m)	Over Limit (dB)	Limit Line (dBμV/m)	Read Level (dBμV)	Antenna Factor (dB/m)	Path Loss (dB)	Preamp Factor (dB)	Ant Pos (cm)	Table Pos (deg)	Peak Avg. (P/A)	Pol. (H/V)	
802.11ac VHT20 CH 01 2412MHz		4824	39.11	-34.89	74	62.54	31.29	10.02	64.74	100	0	P	H	
													H	
													H	
													H	
			4824	38.61	-35.39	74	62.04	31.29	10.02	64.74	100	0	P	V
														V
														V
802.11ac VHT20 CH 06 2437MHz		4874	40.39	-33.61	74	63.72	31.38	9.99	64.7	100	0	P	H	
		7311	43.15	-30.85	74	59.92	36.28	11.77	64.82	100	0	P	H	
		9748	63.68	-31.05	94.73	76.09	38.9	13.89	65.2	185	61	P	H	
													H	
			4874	39.44	-34.56	74	62.77	31.38	9.99	64.7	100	0	P	V
			7311	42.18	-31.82	74	58.95	36.28	11.77	64.82	100	0	P	V
			9748	51.54	-22.46	97.37	63.95	38.9	13.89	65.2	100	193	P	V
		12185	55.69	-18.31	74	66.11	38.73	16.09	65.24	400	156	P	V	
802.11ac VHT20 CH 11 2462MHz		4924	39.43	-34.57	74	62.62	31.48	9.99	64.66	100	0	P	H	
		7386	41.79	-32.21	74	58.5	36.47	11.68	64.86	100	0	P	H	
													H	
													H	
			4924	38.82	-35.18	74	62.01	31.48	9.99	64.66	100	0	P	V
			7386	41.48	-32.52	74	58.19	36.47	11.68	64.86	100	0	P	V
														V
													V	
Remark	3. No other spurious found. 4. All results are PASS against Peak and Average limit line.													



**2.4GHz 2400~2483.5MHz
WIFI 802.11ac VHT40 (Band Edge @ 3m)**

WIFI Ant. 1+2	Note	Frequency (MHz)	Level (dBμV/m)	Over Limit (dB)	Limit Line (dBμV/m)	Read Level (dBμV)	Antenna Factor (dB/m)	Path Loss (dB)	Preamp Factor (dB)	Ant Pos (cm)	Table Pos (deg)	Peak Avg. (P/A)	Pol. (H/V)
802.11ac VHT40 CH 03 2422MHz		2390	57.33	-16.67	74	47.5	27.13	16.29	33.59	371	237	P	H
		2382.32	45.94	-8.06	54	36.16	27.09	16.29	33.6	371	237	A	H
	*	2422	102.01	-	-	92.08	27.22	16.3	33.59	371	237	P	H
	*	2422	94.09	-	-	84.16	27.22	16.3	33.59	371	237	A	H
		2488.48	52.52	-21.48	74	42.38	27.4	16.32	33.58	371	237	P	H
		2496	43.11	-10.89	54	32.96	27.4	16.32	33.57	371	237	A	H
		2389.84	63.36	-10.64	74	53.53	27.13	16.29	33.59	194	175	P	V
		2388.88	52.62	-1.38	54	42.8	27.13	16.29	33.6	194	175	A	V
	*	2422	103.86	-	-	93.93	27.22	16.3	33.59	194	175	P	V
	*	2422	96.03	-	-	86.1	27.22	16.3	33.59	194	175	A	V
		2488.24	53.15	-20.85	74	43.01	27.4	16.32	33.58	194	175	P	V
		2495.92	44.23	-9.77	54	34.08	27.4	16.32	33.57	194	175	A	V
802.11ac VHT40 CH 06 2437MHz		2387.92	58.14	-15.86	74	48.32	27.13	16.29	33.6	367	251	P	H
		2390	49.22	-4.78	54	39.39	27.13	16.29	33.59	367	251	A	H
	*	2437	106.89	-	-	96.9	27.27	16.31	33.59	367	251	P	H
	*	2437	99.24	-	-	89.25	27.27	16.31	33.59	367	251	A	H
		2491.68	56.33	-17.67	74	46.19	27.4	16.32	33.58	367	251	P	H
		2495.92	45.6	-8.4	54	35.45	27.4	16.32	33.57	367	251	A	H
		2379.76	61.99	-12.01	74	52.28	27.09	16.22	33.6	140	193	P	V
		2381.2	50.22	-3.78	54	40.44	27.09	16.29	33.6	140	193	A	V
	*	2437	110.35	-	-	100.36	27.27	16.31	33.59	140	193	P	V
	*	2437	101.92	-	-	91.93	27.27	16.31	33.59	140	193	A	V
		2484.08	64.46	-9.54	74	54.37	27.36	16.31	33.58	140	193	P	V
		2483.84	52.53	-1.47	54	42.44	27.36	16.31	33.58	140	193	A	V



802.11ac VHT40 CH 09 2452MHz		2389.2	53.7	-20.3	74	43.88	27.13	16.29	33.6	365	224	P	H
		2389.84	44.48	-9.52	54	34.65	27.13	16.29	33.59	365	224	A	H
	*	2452	105.36	-	-	95.36	27.27	16.31	33.58	365	224	P	H
	*	2452	97.74	-	-	87.74	27.27	16.31	33.58	365	224	A	H
		2488.72	61.88	-12.12	74	51.74	27.4	16.32	33.58	365	224	P	H
		2487.44	47.86	-6.14	54	37.76	27.36	16.32	33.58	365	224	A	H
		2389.52	55.15	-18.85	74	45.33	27.13	16.29	33.6	182	191	P	V
		2390	44.46	-9.54	54	34.63	27.13	16.29	33.59	182	191	A	V
	*	2452	109.62	-	-	99.62	27.27	16.31	33.58	182	191	P	V
	*	2452	101.63	-	-	91.63	27.27	16.31	33.58	182	191	A	V
		2483.52	67.46	-6.54	74	57.37	27.36	16.31	33.58	182	191	P	V
		2483.6	52.82	-1.18	54	42.73	27.36	16.31	33.58	182	191	A	V
Remark	3. No other spurious found. 4. All results are PASS against Peak and Average limit line.												



**2.4GHz 2400~2483.5MHz
WIFI 802.11ac VHT40 (Harmonic @ 3m)**

WIFI Ant. 1+2	Note	Frequency (MHz)	Level (dBµV/m)	Over Limit (dB)	Limit Line (dBµV/m)	Read Level (dBµV)	Antenna Factor (dB/m)	Path Loss (dB)	Preamp Factor (dB)	Ant Pos (cm)	Table Pos (deg)	Peak Avg. (P/A)	Pol. (H/V)
802.11ac VHT40 CH 03 2422MHz		4844	38.48	-35.52	74	61.87	31.32	10.01	64.72	100	0	P	H
		7266	41.9	-32.1	74	58.68	36.21	11.82	64.81	100	0	P	H
													H
													H
		4844	38.8	-35.2	74	62.19	31.32	10.01	64.72	100	0	P	V
		7266	43.77	-30.23	74	60.55	36.21	11.82	64.81	100	0	P	V
802.11ac VHT40 CH 06 2437MHz		4874	38.94	-35.06	74	62.27	31.38	9.99	64.7	100	0	P	H
		7311	43.51	-30.49	74	60.28	36.28	11.77	64.82	100	0	P	H
													H
													H
		4874	39.24	-34.76	74	62.57	31.38	9.99	64.7	100	0	P	V
		7311	42.39	-31.61	74	59.16	36.28	11.77	64.82	100	0	P	V
802.11ac VHT40 CH 09 2452MHz		4904	39.96	-34.04	74	63.2	31.44	9.99	64.67	100	0	P	H
		7356	42.2	-31.8	74	58.93	36.4	11.71	64.84	100	0	P	H
													H
													H
		4904	39	-35	74	62.24	31.44	9.99	64.67	100	0	P	V
		7356	43.04	-30.96	74	59.77	36.4	11.71	64.84	100	0	P	V
Remark	3. No other spurious found.												
	4. All results are PASS against Peak and Average limit line.												



Emission below 1GHz
2.4GHz WIFI 802.11g (LF)

WIFI	Note	Frequency	Level	Over	Limit	Read	Antenna	Path	Preamp	Ant	Table	Peak	Pol.	
Ant.				Limit	Line	Level	Factor	Loss	Factor	Pos	Pos	Avg.		
1+2		(MHz)	(dBμV/m)	(dB)	(dBμV/m)	(dBμV)	(dB/m)	(dB)	(dB)	(cm)	(deg)	(P/A)	(H/V)	
2.4GHz 802.11g LF		46.47	27.11	-12.89	40	42.86	15.72	1.02	32.49	-	-	P	H	
		131.52	27.32	-16.18	43.5	40.93	17.28	1.56	32.45	-	-	P	H	
		159.87	24.62	-18.88	43.5	39.06	16.28	1.71	32.43	-	-	P	H	
		729.1	39.2	-6.8	46	40.79	27.27	3.53	32.39	100	0	P	H	
		882.4	31.58	-14.42	46	30.35	29.09	3.89	31.75	-	-	P	H	
		953.8	33.33	-12.67	46	29.66	30.76	4.07	31.16	-	-	P	H	
														H
														H
														H
														H
														H
														H
			31.35	34.6	-5.4	40	42.55	23.7	0.84	32.49	-	-	P	V
			44.85	36.12	-3.88	40	51.04	16.55	1.02	32.49	100	0	P	V
			62.4	29.61	-10.39	40	49.47	11.59	1.04	32.49	-	-	P	V
			729.1	34.67	-11.33	46	36.26	27.27	3.53	32.39	-	-	P	V
			734	32.43	-13.57	46	33.8	27.47	3.53	32.37	-	-	P	V
			944.7	33.86	-12.14	46	30.82	30.3	3.99	31.25	-	-	P	V
														V
														V
													V	
													V	
													V	
													V	
Remark	1. No other spurious found. 2. All results are PASS against limit line.													



<TXBF Mode>

2.4GHz 2400~2483.5MHz

WIFI 802.11ac VHT20 (Band Edge @ 3m)

WIFI Ant.	Note	Frequency	Level	Over Limit	Limit Line	Read Level	Antenna Factor	Path Loss	Preamp Factor	Ant Pos	Table Pos	Peak Avg.	Pol.	
1+2		(MHz)	(dBμV/m)	(dB)	(dBμV/m)	(dBμV)	(dB/m)	(dB)	(dB)	(cm)	(deg)	(P/A)	(H/V)	
802.11ac VHT20 CH 01 2412MHz		2390	61.16	-12.84	74	51.33	27.13	16.29	33.59	273	232	P	H	
		2390	50.76	-3.24	54	40.93	27.13	16.29	33.59	273	232	A	H	
	*	2412	105.77	-	-	95.88	27.18	16.3	33.59	273	232	P	H	
	*	2412	98.16	-	-	88.27	27.18	16.3	33.59	273	232	A	H	
													H	
													H	
			2389.905	65.51	-8.49	74	55.68	27.13	16.29	33.59	100	234	P	V
			2390	52.89	-1.11	54	43.06	27.13	16.29	33.59	100	234	A	V
		*	2412	108.02	-	-	98.13	27.18	16.3	33.59	100	234	P	V
		*	2412	100.33	-	-	90.44	27.18	16.3	33.59	100	234	A	V
													V	
													V	
802.11ac VHT20 CH 06 2437MHz		2388.82	52.56	-21.44	74	42.74	27.13	16.29	33.6	269	235	P	H	
		2387.56	42.68	-11.32	54	32.86	27.13	16.29	33.6	269	235	A	H	
	*	2437	114.86	-	-	104.87	27.27	16.31	33.59	269	235	P	H	
	*	2437	104.55	-	-	94.56	27.27	16.31	33.59	269	235	A	H	
			2484.32	53.53	-20.47	74	43.43	27.36	16.32	33.58	269	235	P	H
			2496.08	44.6	-9.4	54	34.45	27.4	16.32	33.57	269	235	A	H
			2388.26	53.86	-20.14	74	44.04	27.13	16.29	33.6	177	215	P	V
			2389.94	44.08	-9.92	54	34.25	27.13	16.29	33.59	177	215	A	V
		*	2437	115.34	-	-	105.35	27.27	16.31	33.59	177	215	P	V
		*	2437	105.65	-	-	95.66	27.27	16.31	33.59	177	215	A	V
		2493.56	53.4	-20.6	74	43.25	27.4	16.32	33.57	177	215	P	V	
		2496.01	45.04	-8.96	54	34.89	27.4	16.32	33.57	177	215	A	V	



802.11ac VHT20 CH 11 2462MHz	*	2462	110.82	-	-	100.78	27.31	16.31	33.58	300	232	P	H
	*	2462	102.31	-	-	92.27	27.31	16.31	33.58	300	232	A	H
		2483.72	59.36	-14.64	74	49.27	27.36	16.31	33.58	300	232	P	H
		2484.28	46.89	-7.11	54	36.79	27.36	16.32	33.58	300	232	A	H
													H
													H
	*	2462	111.52	-	-	101.48	27.31	16.31	33.58	100	212	P	V
	*	2462	103.24	-	-	93.2	27.31	16.31	33.58	100	212	P	V
		2484.32	63.65	-10.35	74	53.55	27.36	16.32	33.58	100	212	P	V
		2483.6	51.75	-2.25	54	41.66	27.36	16.31	33.58	100	212	A	V
												V	
												V	
Remark	5. No other spurious found. 6. All results are PASS against Peak and Average limit line.												



**2.4GHz 2400~2483.5MHz
WIFI 802.11ac VHT20 (Harmonic @ 3m)**

WIFI Ant. 1+2	Note	Frequency (MHz)	Level (dBμV/m)	Over Limit (dB)	Limit Line (dBμV/m)	Read Level (dBμV)	Antenna Factor (dB/m)	Path Loss (dB)	Preamp Factor (dB)	Ant Pos (cm)	Table Pos (deg)	Peak Avg. (P/A)	Pol. (H/V)	
802.11ac VHT20 CH 01 2412MHz		4824	39.2	-34.8	74	62.63	31.29	10.02	64.74	100	0	P	H	
													H	
													H	
													H	
			4824	39.21	-34.79	74	62.64	31.29	10.02	64.74	100	0	P	V
														V
														V
802.11ac VHT20 CH 06 2437MHz		4874	40.51	-33.49	74	63.84	31.38	9.99	64.7	100	0	P	H	
		7311	43.4	-30.6	74	60.17	36.28	11.77	64.82	100	0	P	H	
													H	
													H	
			4874	39.82	-34.18	74	63.15	31.38	9.99	64.7	100	0	P	V
			7311	42.98	-31.02	74	59.75	36.28	11.77	64.82	100	0	P	V
														V
802.11ac VHT20 CH 11 2462MHz		4924	39.49	-34.51	74	62.68	31.48	9.99	64.66	100	0	P	H	
		7386	42.58	-31.42	74	59.29	36.47	11.68	64.86	100	0	P	H	
													H	
													H	
			4924	39.57	-34.43	74	62.76	31.48	9.99	64.66	100	0	P	V
			7386	42.88	-31.12	74	59.59	36.47	11.68	64.86	100	0	P	V
														V
Remark	5. No other spurious found.													
	6. All results are PASS against Peak and Average limit line.													



**2.4GHz 2400~2483.5MHz
WIFI 802.11ac VHT40 (Band Edge @ 3m)**

WIFI Ant. 1+2	Note	Frequency (MHz)	Level (dBμV/m)	Over Limit (dB)	Limit Line (dBμV/m)	Read Level (dBμV)	Antenna Factor (dB/m)	Path Loss (dB)	Preamp Factor (dB)	Ant Pos (cm)	Table Pos (deg)	Peak Avg. (P/A)	Pol. (H/V)
802.11ac VHT40 CH 03 2422MHz		2390	56.71	-17.29	74	46.88	27.13	16.29	33.59	275	252	P	H
		2388.24	47.07	-6.93	54	37.25	27.13	16.29	33.6	275	252	A	H
	*	2422	100.44	-	-	90.51	27.22	16.3	33.59	275	252	P	H
	*	2422	91.94	-	-	82.01	27.22	16.3	33.59	275	252	A	H
		2484.56	52.44	-21.56	74	42.34	27.36	16.32	33.58	275	252	P	H
		2496	43.29	-10.71	54	33.14	27.4	16.32	33.57	275	252	A	H
		2388.72	60.59	-13.41	74	50.77	27.13	16.29	33.6	100	234	P	V
		2390	51.86	-2.14	54	42.03	27.13	16.29	33.59	100	234	A	V
	*	2422	102.84	-	-	92.91	27.22	16.3	33.59	100	234	P	V
	*	2422	96.84	-	-	86.91	27.22	16.3	33.59	100	234	A	V
		2485.28	52.44	-21.56	74	42.34	27.36	16.32	33.58	100	234	P	V
		2495.92	44.65	-9.35	54	34.5	27.4	16.32	33.57	100	234	A	V
802.11ac VHT40 CH 06 2437MHz		2389.84	56.89	-17.11	74	47.06	27.13	16.29	33.59	306	230	P	H
		2390	47.55	-6.45	54	37.72	27.13	16.29	33.59	306	230	A	H
	*	2437	107.76	-	-	97.77	27.27	16.31	33.59	306	230	P	H
	*	2437	99.83	-	-	89.84	27.27	16.31	33.59	306	230	A	H
		2486.8	55.62	-18.38	74	45.52	27.36	16.32	33.58	306	230	P	H
		2483.76	45.48	-8.52	54	35.39	27.36	16.31	33.58	306	230	A	H
		2388.88	60.28	-13.72	74	50.46	27.13	16.29	33.6	100	237	P	V
		2389.68	51.78	-2.22	54	41.96	27.13	16.29	33.6	100	237	A	V
	*	2437	108.46	-	-	98.47	27.27	16.31	33.59	100	237	P	V
	*	2437	100.26	-	-	90.27	27.27	16.31	33.59	100	237	A	V
		2483.84	59.41	-14.59	74	49.32	27.36	16.31	33.58	100	237	P	V
		2484.32	50.51	-3.49	54	40.41	27.36	16.32	33.58	100	237	P	V



802.11ac VHT40 CH 09 2452MHz		2351.6	52.32	-21.68	74	42.73	27.04	16.15	33.6	300	229	P	H
		2389.68	42.69	-11.31	54	32.87	27.13	16.29	33.6	300	229	A	H
	*	2452	106.84	-	-	96.84	27.27	16.31	33.58	300	229	P	H
	*	2452	97.35	-	-	87.35	27.27	16.31	33.58	300	229	P	H
		2484.64	58.32	-15.68	74	48.22	27.36	16.32	33.58	300	229	P	H
		2487.36	48.99	-5.01	54	38.89	27.36	16.32	33.58	300	229	A	H
		2387.28	54.08	-19.92	74	44.26	27.13	16.29	33.6	100	195	P	V
		2390	43.67	-10.33	54	33.84	27.13	16.29	33.59	100	195	A	V
	*	2452	107.94	-	-	97.94	27.27	16.31	33.58	100	195	P	V
	*	2452	99.57	-	-	89.57	27.27	16.31	33.58	100	195	A	V
		2486.08	64.23	-9.77	74	54.13	27.36	16.32	33.58	100	195	P	V
		2486.48	52.63	-1.37	54	42.53	27.36	16.32	33.58	100	195	A	V
Remark	5. No other spurious found. 6. All results are PASS against Peak and Average limit line.												



**2.4GHz 2400~2483.5MHz
WIFI 802.11ac VHT40 (Harmonic @ 3m)**

WIFI Ant. 1+2	Note	Frequency (MHz)	Level (dBµV/m)	Over Limit (dB)	Limit Line (dBµV/m)	Read Level (dBµV)	Antenna Factor (dB/m)	Path Loss (dB)	Preamp Factor (dB)	Ant Pos (cm)	Table Pos (deg)	Peak Avg. (P/A)	Pol. (H/V)
802.11ac VHT40 CH 03 2422MHz		4844	39.12	-34.88	74	62.51	31.32	10.01	64.72	100	0	P	H
		7266	42.45	-31.55	74	59.23	36.21	11.82	64.81	100	0	P	H
													H
													H
		4844	39.67	-34.33	74	63.06	31.32	10.01	64.72	100	0	P	V
		7266	42.51	-31.49	74	59.29	36.21	11.82	64.81	100	0	P	V
													V
802.11ac VHT40 CH 06 2437MHz		4874	39.96	-34.04	74	63.29	31.38	9.99	64.7	100	0	P	H
		7311	43.52	-30.48	74	60.29	36.28	11.77	64.82	100	0	P	H
													H
													H
		4874	39.56	-34.44	74	62.89	31.38	9.99	64.7	100	0	P	V
		7311	42.78	-31.22	74	59.55	36.28	11.77	64.82	100	0	P	V
													V
802.11ac VHT40 CH 09 2452MHz		4904	39.78	-34.22	74	63.02	31.44	9.99	64.67	100	0	P	H
		7356	42.96	-31.04	74	59.69	36.4	11.71	64.84	100	0	P	H
													H
													H
		4904	39.99	-34.01	74	63.23	31.44	9.99	64.67	100	0	P	V
		7356	43.33	-30.67	74	60.06	36.4	11.71	64.84	100	0	P	V
													V
Remark	5. No other spurious found.												
	6. All results are PASS against Peak and Average limit line.												



Note symbol

*	Fundamental Frequency which can be ignored. However, the level of any unwanted emissions shall not exceed the level of the fundamental frequency.
!	Test result is over limit line.
P/A	Peak or Average
H/V	Horizontal or Vertical



A calculation example for radiated spurious emission is shown as below:

WIFI	Note	Frequency	Level	Over	Limit	Read	Antenna	Path	Preamp	Ant	Table	Peak	Pol.
Ant.				Limit	Line	Level	Factor	Loss	Factor	Pos	Pos	Avg.	
1		(MHz)	(dBμV/m)	(dB)	(dBμV/m)	(dBμV)	(dB/m)	(dB)	(dB)	(cm)	(deg)	(P/A)	(H/V)
802.11b		2390	55.45	-18.55	74	54.51	32.22	4.58	35.86	103	308	P	H
CH 01													
2412MHz		2390	43.54	-10.46	54	42.6	32.22	4.58	35.86	103	308	A	H

1. Path Loss(dB) = Cable loss(dB) + Filter loss(dB) + Attenuator loss(dB)
2. Level(dBμV/m) =
Antenna Factor(dB/m) + Path Loss(dB) + Read Level(dBμV) - Preamp Factor(dB)
3. Over Limit(dB) = Level(dBμV/m) – Limit Line(dBμV/m)

For Peak Limit @ 2390MHz:

1. Level(dBμV/m)
= Antenna Factor(dB/m) + Path Loss(dB) + Read Level(dBμV) - Preamp Factor(dB)
= 32.22(dB/m) + 4.58(dB) + 54.51(dBμV) – 35.86 (dB)
= 55.45 (dBμV/m)
2. Over Limit(dB)
= Level(dBμV/m) – Limit Line(dBμV/m)
= 55.45(dBμV/m) – 74(dBμV/m)
= -18.55(dB)

For Average Limit @ 2390MHz:

1. Level(dBμV/m)
= Antenna Factor(dB/m) + Path Loss(dB) + Read Level(dBμV) - Preamp Factor(dB)
= 32.22(dB/m) + 4.58(dB) + 42.6(dBμV) – 35.86 (dB)
= 43.54 (dBμV/m)
2. Over Limit(dB)
= Level(dBμV/m) – Limit Line(dBμV/m)
= 43.54(dBμV/m) – 54(dBμV/m)
= -10.46(dB)

Both peak and average measured complies with the limit line, so test result is “PASS”.



Test Engineer :	Ken Wu, Jacky Hung, Hao Hsu and Chuan	Temperature :	22~24°C
		Relative Humidity :	48~52%

<Single Mode>

**2.4GHz 2400~2483.5MHz
WIFI 802.11g (Band Edge @ 3m)**

WIFI Ant. 1	Note	Frequency (MHz)	Level (dBμV/m)	Over Limit (dB)	Limit Line (dBμV/m)	Read Level (dBμV)	Antenna Factor (dB/m)	Path Loss (dB)	Preamp Factor (dB)	Ant Pos (cm)	Table Pos (deg)	Peak Avg. (P/A)	Pol. (H/V)	
802.11g CH 02 2417MHz		2389.44	62.04	-11.96	74	52.22	27.13	16.29	33.6	400	226	P	H	
		2389.68	50.52	-3.48	54	40.7	27.13	16.29	33.6	400	226	A	H	
	*	2417	106.86	32.86	74	96.97	27.18	16.3	33.59	400	226	P	H	
	*	2417	99.05	45.05	54	89.16	27.18	16.3	33.59	400	226	A	H	
													H	
														H
			2389.68	64.78	-9.22	74	54.96	27.13	16.29	33.6	200	155	P	V
			2390	51.74	-2.26	54	41.91	27.13	16.29	33.59	200	155	A	V
		*	2417	109.24	35.24	74	99.35	27.18	16.3	33.59	200	155	P	V
		*	2417	100.71	46.71	54	90.82	27.18	16.3	33.59	200	155	A	V
802.11g CH 03 2422MHz		2387.64	59.35	-14.65	74	49.53	27.13	16.29	33.6	386	221	P	H	
		2390	46.94	-7.06	54	37.11	27.13	16.29	33.59	386	221	A	H	
		* 2422	109.85	35.85	74	99.92	27.22	16.3	33.59	386	221	P	H	
		* 2422	101.93	47.93	54	92	27.22	16.3	33.59	386	221	A	H	
													H	
														H
			2389.8	64.89	-9.11	74	55.06	27.13	16.29	33.59	200	150	P	V
			2390	51.82	-2.18	54	41.99	27.13	16.29	33.59	200	150	A	V
		*	2422	110.99	36.99	74	101.06	27.22	16.3	33.59	200	150	P	V
		*	2422	103.07	49.07	54	93.14	27.22	16.3	33.59	200	150	A	V
													V	
													V	



802.11g CH 09 2452MHz	*	2452	110.8	36.8	74	100.8	27.27	16.31	33.58	382	225	P	H
	*	2452	103.13	49.13	54	93.13	27.27	16.31	33.58	382	225	A	H
		2483.6	64.95	-9.05	74	54.86	27.36	16.31	33.58	382	225	P	H
		2483.8	49.92	-4.08	54	39.83	27.36	16.31	33.58	382	225	A	H
													H
													H
	*	2452	111.8	37.8	74	101.8	27.27	16.31	33.58	196	157	P	V
	*	2452	103.92	49.92	54	93.92	27.27	16.31	33.58	196	157	A	V
		2485.75	67.47	-6.53	74	57.37	27.36	16.32	33.58	196	157	P	V
		2483.65	52.01	-1.99	54	41.92	27.36	16.31	33.58	196	157	A	V
													V
													V
802.11g CH 10 2457MHz	*	2457	108.77	34.77	74	98.73	27.31	16.31	33.58	343	226	P	H
	*	2457	100.91	46.91	54	90.87	27.31	16.31	33.58	343	226	A	H
		2483.7	63.05	-10.95	74	52.96	27.36	16.31	33.58	343	226	P	H
		2483.75	48.78	-5.22	54	38.69	27.36	16.31	33.58	343	226	A	H
													H
													H
	*	2457	109.66	35.66	74	99.62	27.31	16.31	33.58	191	166	P	V
	*	2457	101.82	47.82	54	91.78	27.31	16.31	33.58	191	166	A	V
		2484.8	65.02	-8.98	74	54.92	27.36	16.32	33.58	191	166	P	V
		2483.7	51.75	-2.25	54	41.66	27.36	16.31	33.58	191	166	A	V
													V
													V
Remark	<ol style="list-style-type: none"> No other spurious found. All results are PASS against Peak and Average limit line. 												



**2.4GHz 2400~2483.5MHz
WIFI 802.11g (Harmonic @ 3m)**

WIFI Ant. 1	Note	Frequency (MHz)	Level (dBμV/m)	Over Limit (dB)	Limit Line (dBμV/m)	Read Level (dBμV)	Antenna Factor (dB/m)	Path Loss (dB)	Preamp Factor (dB)	Ant Pos (cm)	Table Pos (deg)	Peak Avg. (P/A)	Pol. (H/V)	
802.11g CH 02 2417MHz		4834	40.03	-33.97	74	55.91	31.32	10.02	57.22	100	0	P	H	
		7251	42.85	-31.15	74	52.04	36.17	11.85	57.21	100	0	P	H	
		4834	39.67	-34.33	74	55.55	31.32	10.02	57.22	100	0	P	V	
		7251	43.39	-30.61	74	52.58	36.17	11.85	57.21	100	0	P	V	
802.11g CH 03 2422MHz		4844	40.16	-33.84	74	56.05	31.32	10.01	57.22	100	0	P	H	
		7266	44.01	-29.99	74	53.21	36.21	11.82	57.23	100	0	P	H	
		9688	56.5	-33.35	89.85	61.01	38.88	13.65	57.04	100	58	P	H	
													H	
			4844	40.19	-33.81	74	56.08	31.32	10.01	57.22	100	0	P	V
			7266	43.25	-30.75	74	52.45	36.21	11.82	57.23	100	0	P	V



802.11g CH 09 2452MHz		4904	40.67	-33.33	74	56.36	31.44	9.99	57.12	100	0	P	H
		7356	43.75	-30.25	74	52.97	36.4	11.71	57.33	100	0	P	H
		9808	60.74	-30.06	90.8	64.82	38.92	14.06	57.06	102	60	P	H
													H
		4904	40.84	-33.16	74	56.53	31.44	9.99	57.12	100	0	P	V
		7356	44.37	-29.63	74	53.59	36.4	11.71	57.33	100	0	P	V
		9808	55.67	-36.13	91.8	59.75	38.92	14.06	57.06	100	73	P	V
		12260	51.95	-22.05	74	53.77	38.64	16.1	56.56	162	157	P	V
		12260	38.92	-15.08	54	40.74	38.64	16.1	56.56	162	157	A	V
802.11g CH 10 2457MHz		4914	40.73	-33.27	74	56.42	31.44	9.99	57.12	100	0	P	H
		7371	43.76	-30.24	74	52.99	36.43	11.7	57.36	100	0	P	H
		9828	55.87	-32.9	88.77	59.89	38.93	14.12	57.07	220	59	P	H
													H
		4914	40.97	-33.03	74	56.66	31.44	9.99	57.12	100	0	P	V
		7371	43.68	-30.32	74	52.91	36.43	11.7	57.36	100	0	P	V
													V
													V
Remark	1. No other spurious found. 2. All results are PASS against Peak and Average limit line.												



**2.4GHz 2400~2483.5MHz
WIFI 802.11ac VHT20 (Band Edge @ 3m)**

WIFI Ant. 1	Note	Frequency (MHz)	Level (dBμV/m)	Over Limit (dB)	Limit Line (dBμV/m)	Read Level (dBμV)	Antenna Factor (dB/m)	Path Loss (dB)	Preamp Factor (dB)	Ant Pos (cm)	Table Pos (deg)	Peak Avg. (P/A)	Pol. (H/V)	
802.11ac VHT20 CH 02 2417MHz		2389.68	58.52	-15.48	74	48.7	27.13	16.29	33.6	388	224	P	H	
		2389.92	47.07	-6.93	54	37.24	27.13	16.29	33.59	388	224	A	H	
	*	2417	106.53	32.53	74	96.64	27.18	16.3	33.59	388	224	P	H	
	*	2417	98.69	44.69	54	88.8	27.18	16.3	33.59	388	224	A	H	
													H	
													H	
			2389.2	63.34	-10.66	74	53.52	27.13	16.29	33.6	120	152	P	V
			2390	51.52	-2.48	54	41.69	27.13	16.29	33.59	120	152	A	V
		*	2417	108.32	34.32	74	98.43	27.18	16.3	33.59	120	152	P	V
		*	2417	100.62	46.62	54	90.73	27.18	16.3	33.59	120	152	A	V
													V	
													V	
802.11ac VHT20 CH 03 2422MHz		2389.32	60.53	-13.47	74	50.71	27.13	16.29	33.6	388	224	P	H	
		2390	48.29	-5.71	54	38.46	27.13	16.29	33.59	388	224	A	H	
		*	2422	109.38	35.38	74	99.45	27.22	16.3	33.59	388	224	P	H
		*	2422	101.47	47.47	54	91.54	27.22	16.3	33.59	388	224	A	H
													H	
													H	
			2387.4	64.99	-9.01	74	55.17	27.13	16.29	33.6	113	149	P	V
			2390	52.7	-1.3	54	42.87	27.13	16.29	33.59	113	149	A	V
		*	2422	110.58	36.58	74	100.65	27.22	16.3	33.59	113	149	P	V
		*	2422	102.7	48.7	54	92.77	27.22	16.3	33.59	113	149	A	V
													V	
													V	



802.11ac VHT20 CH 09 2452MHz	*	2452	110.7	36.7	74	100.7	27.27	16.31	33.58	341	225	P	H
	*	2452	102.78	48.78	54	92.78	27.27	16.31	33.58	341	225	A	H
		2483.7	61.59	-12.41	74	51.5	27.36	16.31	33.58	341	225	P	H
		2483.5	49.8	-4.2	54	39.71	27.36	16.31	33.58	341	225	A	H
													H
													H
	*	2452	112.57	38.57	74	102.57	27.27	16.31	33.58	190	163	P	V
	*	2452	103.21	49.21	54	93.21	27.27	16.31	33.58	190	163	A	V
		2484.4	64.65	-9.35	74	54.55	27.36	16.32	33.58	190	163	P	V
		2483.5	52.31	-1.69	54	42.22	27.36	16.31	33.58	190	163	A	V
													V
													V
802.11ac VHT20 CH 10 2457MHz	*	2457	108.9	34.9	74	98.86	27.31	16.31	33.58	342	228	P	H
	*	2457	100.39	46.39	54	90.35	27.31	16.31	33.58	342	228	A	H
		2484.05	61.24	-12.76	74	51.15	27.36	16.31	33.58	342	228	P	H
		2483.5	48.72	-5.28	54	38.63	27.36	16.31	33.58	342	228	A	H
													H
													H
	*	2457	109.74	35.74	74	99.7	27.31	16.31	33.58	136	138	P	V
	*	2457	101.47	47.47	54	91.43	27.31	16.31	33.58	136	138	A	V
		2483.55	64.74	-9.26	74	54.65	27.36	16.31	33.58	136	138	P	V
		2483.5	51.65	-2.35	54	41.56	27.36	16.31	33.58	136	138	A	V
													V
													V
Remark	1. No other spurious found. 2. All results are PASS against Peak and Average limit line.												



**2.4GHz 2400~2483.5MHz
WIFI 802.11ac VHT20 (Harmonic @ 3m)**

WIFI Ant. 1	Note	Frequency (MHz)	Level (dBμV/m)	Over Limit (dB)	Limit Line (dBμV/m)	Read Level (dBμV)	Antenna Factor (dB/m)	Path Loss (dB)	Preamp Factor (dB)	Ant Pos (cm)	Table Pos (deg)	Peak Avg. (P/A)	Pol. (H/V)
802.11ac VHT20 CH 02		4834	40.61	-33.39	74	56.49	31.32	10.02	57.22	100	0	P	H
		7251	42.99	-31.01	74	52.18	36.17	11.85	57.21	100	0	P	H
2417MHz		4834	39.55	-34.45	74	55.43	31.32	10.02	57.22	100	0	P	V
		7251	42.76	-31.24	74	51.95	36.17	11.85	57.21	100	0	P	V
802.11ac VHT20 CH 03		4844	39.26	-34.74	74	55.15	31.32	10.01	57.22	100	0	P	H
		7266	43.14	-30.86	74	52.34	36.21	11.82	57.23	100	0	P	H
		9688	59.24	-30.14	89.38	63.75	38.88	13.65	57.04	100	59		H
2422MHz		4844	39.94	-34.06	74	55.83	31.32	10.01	57.22	100	0	P	V
		7266	43.15	-30.85	74	52.35	36.21	11.82	57.23	100	0	P	V
		9688	54.77	-35.81	90.58	59.28	38.88	13.65	57.04	100	74		V
802.11ac VHT20 CH 09		4904	41.57	-32.43	74	57.26	31.44	9.99	57.12	100	0	P	H
		7356	45.09	-28.91	74	54.31	36.4	11.71	57.33	100	0	P	H
		9808	61.11	-29.59	90.7	65.19	38.92	14.06	57.06	101	63	P	H
2452MHz		4904	41.05	-32.95	74	56.74	31.44	9.99	57.12	100	0	P	V
		7356	43.81	-30.19	74	53.03	36.4	11.71	57.33	100	0	P	V
		9808	55.5	-37.07	92.57	59.58	38.92	14.06	57.06	100	76	P	V



802.11ac VHT20 CH 10 2457MHz		4914	40.34	-33.66	74	56.03	31.44	9.99	57.12	100	0	P	H
		7371	43.76	-30.24	74	52.99	36.43	11.7	57.36	100	0	P	H
		9828	55.69	-33.21	88.9	59.71	38.93	14.12	57.07	100	60	P	H
													H
		4914	41.47	-32.53	74	57.16	31.44	9.99	57.12	100	0	P	V
		7371	43.4	-30.6	74	52.63	36.43	11.7	57.36	100	0	P	V
													V
													V
Remark	<ol style="list-style-type: none"> 1. No other spurious found. 2. All results are PASS against Peak and Average limit line. 												



**2.4GHz 2400~2483.5MHz
WIFI 802.11ac VHT40 (Band Edge @ 3m)**

WIFI Ant. 1	Note	Frequency (MHz)	Level (dBμV/m)	Over Limit (dB)	Limit Line (dBμV/m)	Read Level (dBμV)	Antenna Factor (dB/m)	Path Loss (dB)	Preamp Factor (dB)	Ant Pos (cm)	Table Pos (deg)	Peak Avg. (P/A)	Pol. (H/V)
802.11ac VHT40 CH 04 2427MHz		2389.2	57.84	-16.16	74	48.02	27.13	6.36	33.6	389	224	P	H
		2389.84	48.8	-5.2	54	38.97	27.13	6.36	33.59	389	224	A	H
	*	2427	102.73	28.73	74	92.8	27.22	6.37	33.59	389	224	P	H
	*	2427	95.18	41.18	54	85.25	27.22	6.37	33.59	389	224	A	H
		2496.4	52.87	-21.13	74	42.72	27.4	6.39	33.57	389	224	P	H
		2484.96	43.56	-10.44	54	33.46	27.36	6.39	33.58	389	224	A	H
		2389.52	63.26	-10.74	74	53.44	27.13	6.36	33.6	110	148	P	V
		2390	52.87	-1.13	54	43.04	27.13	6.36	33.59	110	148	A	V
	*	2427	104.55	30.55	74	94.62	27.22	6.37	33.59	110	148	P	V
	*	2427	96.69	42.69	54	86.76	27.22	6.37	33.59	110	148	A	V
		2485.44	54.3	-19.7	74	44.2	27.36	6.39	33.58	110	148	P	V
		2496.08	46.03	-7.97	54	35.88	27.4	6.39	33.57	110	148	A	V
802.11ac VHT40 CH 05 2432MHz		2385.04	57.99	-16.01	74	48.21	27.09	16.29	33.6	388	225	P	H
		2389.84	47.86	-6.14	54	38.03	27.13	16.29	33.59	388	225	A	H
	*	2432	103.81	29.81	74	93.88	27.22	16.3	33.59	388	225	P	H
	*	2432	96.03	42.03	54	86.1	27.22	16.3	33.59	388	225	A	H
		2484.72	54.78	-19.22	74	44.68	27.36	16.32	33.58	388	225	P	H
		2483.6	44.92	-9.08	54	34.83	27.36	16.31	33.58	388	225	A	H
		2385.68	63.36	-10.64	74	53.54	27.13	16.29	33.6	108	160	P	V
		2389.84	52.69	-1.31	54	42.86	27.13	16.29	33.59	108	160	A	V
	*	2432	105.13	31.13	74	95.2	27.22	16.3	33.59	108	160	P	V
	*	2432	97.62	43.62	54	87.69	27.22	16.3	33.59	108	160	A	V
	2484.24	58.1	-15.9	74	48	27.36	16.32	33.58	108	160	P	V	
	2483.6	47.32	-6.68	54	37.23	27.36	16.31	33.58	108	160	A	V	



802.11ac VHT40 CH 07 2442MHz		2389.84	53.98	-20.02	74	44.15	27.13	16.29	33.59	381	227	P	H
		2390	44.61	-9.39	54	34.78	27.13	16.29	33.59	381	227	A	H
	*	2442	104.28	30.28	74	94.28	27.27	16.31	33.58	381	227	P	H
	*	2442	96.03	42.03	54	86.03	27.27	16.31	33.58	381	227	A	H
		2484	59.66	-14.34	74	49.57	27.36	16.31	33.58	381	227	P	H
		2483.6	48.84	-5.16	54	38.75	27.36	16.31	33.58	381	227	A	H
		2389.36	59.66	-14.34	74	49.84	27.13	16.29	33.6	100	160	P	V
		2389.52	49.58	-4.42	54	39.76	27.13	16.29	33.6	100	160	A	V
	*	2442	105.31	31.31	74	95.31	27.27	16.31	33.58	100	160	P	V
	*	2442	97.53	43.53	54	87.53	27.27	16.31	33.58	100	160	A	V
		2484.08	63.54	-10.46	74	53.45	27.36	16.31	33.58	100	160	P	V
	2483.52	51.66	-2.34	54	41.57	27.36	16.31	33.58	100	160	A	V	
802.11ac VHT40 CH 08 2447MHz	*	2381.36	52.39	-21.61	74	42.61	27.09	16.29	33.6	385	235	P	H
	*	2352.08	43.28	-10.72	54	33.69	27.04	16.15	33.6	385	235	A	H
		2447	103.16	29.16	74	93.16	27.27	16.31	33.58	385	235	P	H
		2447	95.67	41.67	54	85.67	27.27	16.31	33.58	385	235	A	H
		2483.76	60.82	-13.18	74	50.73	27.36	16.31	33.58	385	235	P	H
		2483.68	47.48	-6.52	54	37.39	27.36	16.31	33.58	385	235	A	H
	*	2390	58	-16	74	48.17	27.13	16.29	33.59	100	162	P	V
	*	2389.84	47.78	-6.22	54	37.95	27.13	16.29	33.59	100	162	A	V
		2447	104.83	30.83	74	94.83	27.27	16.31	33.58	100	162	P	V
		2447	97.06	43.06	54	87.06	27.27	16.31	33.58	100	162	A	V
		2483.92	63.94	-10.06	74	53.85	27.36	16.31	33.58	100	162	P	V
	2484.08	51.11	-2.89	54	41.02	27.36	16.31	33.58	100	162	A	V	
Remark	<ol style="list-style-type: none"> No other spurious found. All results are PASS against Peak and Average limit line. 												



**2.4GHz 2400~2483.5MHz
WIFI 802.11ac VHT40 (Harmonic @ 3m)**

WIFI Ant. 1	Note	Frequency (MHz)	Level (dBμV/m)	Over Limit (dB)	Limit Line (dBμV/m)	Read Level (dBμV)	Antenna Factor (dB/m)	Path Loss (dB)	Preamp Factor (dB)	Ant Pos (cm)	Table Pos (deg)	Peak Avg. (P/A)	Pol. (H/V)
802.11ac VHT40 CH 04 2427MHz		4854	40.52	-33.48	74	56.35	31.35	10.01	57.19	100	0	P	H
		7281	45.2	-28.8	74	54.41	36.21	11.81	57.23	100	0	P	H
		4854	40.09	-33.91	74	55.92	31.35	10.01	57.19	100	0	P	V
		7281	43.32	-30.68	74	52.53	36.21	11.81	57.23	100	0	P	V
802.11ac VHT40 CH 05 2432MHz		4864	39.72	-34.28	74	55.56	31.35	10	57.19	100	0	P	H
		7296	44.11	-29.89	74	53.33	36.24	11.79	57.25	100	0	P	H
													H
													H
		4864	39.89	-34.11	74	55.73	31.35	10	57.19	100	0	P	V
		7296	43.72	-30.28	74	52.94	36.24	11.79	57.25	100	0	P	V
													V
802.11ac VHT40 CH 07 2442MHz		4884	40.73	-33.27	74	56.53	31.38	9.99	57.17	100	0	P	H
		7326	44.15	-29.85	74	53.37	36.32	11.75	57.29	100	0	P	H
													H
													H
		4884	40.99	-33.01	74	56.79	31.38	9.99	57.17	100	0	P	V
		7326	44.2	-29.8	74	53.42	36.32	11.75	57.29	100	0	P	V
													V



802.11ac VHT40 CH 08 2447MHz		4894	41.56	-32.44	74	57.3	31.41	9.99	57.14	100	0	P	H
		7341	44.76	-29.24	74	53.97	36.36	11.74	57.31	100	0	P	H
													H
													H
		4894	40.23	-33.77	74	55.97	31.41	9.99	57.14	100	0	P	V
		7341	44.08	-29.92	74	53.29	36.36	11.74	57.31	100	0	P	V
													V
													V
Remark	<ol style="list-style-type: none"> 1. No other spurious found. 2. All results are PASS against Peak and Average limit line. 												



**Emission below 1GHz
2.4GHz WIFI 802.11b (LF)**

WIFI	Note	Frequency	Level	Over	Limit	Read	Antenna	Path	Preamp	Ant	Table	Peak	Pol.	
Ant.				Limit	Line	Level	Factor	Loss	Factor	Pos	Pos	Avg.		
1		(MHz)	(dBμV/m)	(dB)	(dBμV/m)	(dBμV)	(dB/m)	(dB)	(dB)	(cm)	(deg)	(P/A)	(H/V)	
2.4GHz 802.11b LF		46.47	26.99	-13.01	40	42.74	15.72	1.02	32.49	-	-	P	H	
		130.17	26.96	-16.54	43.5	40.48	17.37	1.56	32.45	-	-	P	H	
		159.87	24.29	-19.21	43.5	38.73	16.28	1.71	32.43	-	-	P	H	
		746.6	34.9	-11.1	46	35.88	27.78	3.57	32.33	100	0	P	H	
		885.9	32.95	-13.05	46	31.72	29.07	3.89	31.73	-	-	P	H	
		948.2	33.11	-12.89	46	29.83	30.51	3.99	31.22	-	-	P	H	
														H
														H
														H
														H
														H
														H
			30.54	33.58	-6.42	40	41.54	23.7	0.84	32.5	-	-	P	V
			46.2	35.85	-4.15	40	51.6	15.72	1.02	32.49	100	0	P	V
			62.4	28.92	-11.08	40	48.78	11.59	1.04	32.49	-	-	P	V
			746.6	34.52	-11.48	46	35.5	27.78	3.57	32.33	-	-	P	V
			894.3	33.12	-12.88	46	31.91	29.01	3.89	31.69	-	-	P	V
			951	32.89	-13.11	46	29.48	30.61	3.99	31.19	-	-	P	V
														V
														V
													V	
													V	
													V	
													V	
													V	
Remark	1. No other spurious found. 2. All results are PASS against limit line.													



<CDD Mode>

**2.4GHz 2400~2483.5MHz
WIFI 802.11b (Band Edge @ 3m)**

WIFI Ant.	Note	Frequency	Level	Over Limit	Limit Line	Read Level	Antenna Factor	Path Loss	Preamp Factor	Ant Pos	Table Pos	Peak Avg.	Pol.	
1+2		(MHz)	(dBμV/m)	(dB)	(dBμV/m)	(dBμV)	(dB/m)	(dB)	(dB)	(cm)	(deg)	(P/A)	(H/V)	
802.11b CH 02 2417MHz		2379.44	53.72	-20.28	74	44.01	27.09	16.22	33.6	389	158	P	H	
		2379.86	45.95	-8.05	54	36.24	27.09	16.22	33.6	389	158	A	H	
	*	2417	112.87	38.87	74	102.98	27.18	16.3	33.59	389	158	P	H	
	*	2417	109.95	55.95	54	100.06	27.18	16.3	33.59	389	158	A	H	
													H	
													H	
			2389.66	56.63	-17.37	74	46.81	27.13	16.29	33.6	167	148	P	V
			2389.94	51.67	-2.33	54	41.84	27.13	16.29	33.59	167	148	A	V
	*		2417	116.38	42.38	74	106.49	27.18	16.3	33.59	167	148	P	V
	*		2417	112.96	58.96	54	103.07	27.18	16.3	33.59	167	148	A	V
													V	
													V	
802.11b CH 03 2422MHz		2384.48	53.74	-20.26	74	43.96	27.09	16.29	33.6	386	235	P	H	
		2384.48	45.58	-8.42	54	35.8	27.09	16.29	33.6	386	235	A	H	
	*	2422	115.02	41.02	74	105.09	27.22	16.3	33.59	386	235	P	H	
	*	2422	111.89	57.89	54	101.96	27.22	16.3	33.59	386	235	A	H	
													H	
													H	
			2383.64	54.45	-19.55	74	44.67	27.09	16.29	33.6	100	230	P	V
			2382.8	46.86	-7.14	54	37.08	27.09	16.29	33.6	100	230	A	V
	*		2422	115.65	41.65	74	105.72	27.22	16.3	33.59	100	230	P	V
	*		2422	112.67	58.67	54	102.74	27.22	16.3	33.59	100	230	A	V
													V	
													V	



802.11b CH 09 2452MHz	*	2452	114.84	40.84	74	104.84	27.27	16.31	33.58	383	223	P	H
	*	2452	111.77	57.77	54	101.77	27.27	16.31	33.58	383	223	A	H
		2489.78	54.76	-19.24	74	44.62	27.4	16.32	33.58	383	223	P	H
		2489.85	46.55	-7.45	54	36.41	27.4	16.32	33.58	383	223	A	H
													H
													H
	*	2452	116.74	42.74	74	106.74	27.27	16.31	33.58	100	196	P	V
	*	2452	113.85	59.85	54	103.85	27.27	16.31	33.58	100	196	A	V
		2491.53	55.49	-18.51	74	45.35	27.4	16.32	33.58	100	196	P	V
		2491.32	48.6	-5.4	54	38.46	27.4	16.32	33.58	100	196	A	V
													V
													V
802.11b CH 10 2457MHz	*	2457	114.12	40.12	74	104.08	27.31	16.31	33.58	337	141	P	H
	*	2457	111.2	57.2	54	101.16	27.31	16.31	33.58	337	141	A	H
		2483.55	57.74	-16.26	74	47.65	27.36	16.31	33.58	337	141	P	H
		2483.5	52.59	-1.41	54	42.5	27.36	16.31	33.58	337	141	A	H
													H
													H
	*	2457	116.84	42.84	74	106.8	27.31	16.31	33.58	100	143	P	V
	*	2457	113.7	59.7	54	103.66	27.31	16.31	33.58	100	143	A	V
		2483.83	56.73	-17.27	74	46.64	27.36	16.31	33.58	100	143	P	V
		2483.5	50.66	-3.34	54	40.57	27.36	16.31	33.58	100	143	A	V
													V
													V
Remark	1. No other spurious found. 2. All results are PASS against Peak and Average limit line.												



**2.4GHz 2400~2483.5MHz
WIFI 802.11b (Harmonic @ 3m)**

WIFI Ant. 1+2	Note	Frequency (MHz)	Level (dBμV/m)	Over Limit (dB)	Limit Line (dBμV/m)	Read Level (dBμV)	Antenna Factor (dB/m)	Path Loss (dB)	Preamp Factor (dB)	Ant Pos (cm)	Table Pos (deg)	Peak Avg. (P/A)	Pol. (H/V)
802.11b CH 02 2417MHz		4834	43.71	-30.29	74	59.59	31.32	10.02	57.22	100	0	P	H
		7251	45.74	-28.26	74	54.93	36.17	11.85	57.21	100	0	P	H
		9668	61.53	-31.34	92.87	66.1	38.87	13.59	57.03	184	87	P	H
													H
		4834	41.39	-32.61	74	57.27	31.32	10.02	57.22	100	0	P	V
		7251	43.27	-30.73	74	52.46	36.17	11.85	57.21	100	0	P	V
		9668	56.87	-39.51	96.38	61.44	38.87	13.59	57.03	100	74	P	V
		12085	53.81	-20.19	74	55.31	38.88	16.07	56.45	174	151	P	V
	12085	48.51	-5.49	54	50.01	38.88	16.07	56.45	174	151	A	V	
802.11b CH 03 2422MHz		4844	40.6	-33.4	74	56.49	31.32	10.01	57.22	100	0	P	H
		7266	45.47	-28.53	74	54.67	36.21	11.82	57.23	100	0	P	H
		9690	62.23	-32.79	95.02	66.68	38.88	13.71	57.04	101	60	P	H
													H
		4844	40.56	-33.44	74	56.45	31.32	10.01	57.22	100	0	P	V
		7266	44.85	-29.15	74	54.05	36.21	11.82	57.23	100	0	P	V
		9688	57.88	-37.77	95.65	62.39	38.88	13.65	57.04	179	78	P	V
		12110	52.85	-21.15	74	54.41	38.83	16.08	56.47	169	152	P	V
	12110	47.4	-6.6	54	48.96	38.83	16.08	56.47	169	152	A	V	
802.11b CH 09 2452MHz		4904	44.42	-29.58	74	60.11	31.44	9.99	57.12	100	0	P	H
		7356	46.62	-27.38	74	55.84	36.4	11.71	57.33	100	0	P	H
		9808	63.19	-31.65	94.84	67.27	38.92	14.06	57.06	100	60	P	H
		12260	54.09	-19.91	74	55.91	38.64	16.1	56.56	178	175	P	H
		12260	48.96	-5.04	54	50.78	38.64	16.1	56.56	178	175	A	H
		4904	42.25	-31.75	74	57.94	31.44	9.99	57.12	100	0	P	V
		7356	44.2	-29.8	74	53.42	36.4	11.71	57.33	100	0	P	V
		9808	59.39	-37.35	96.74	63.47	38.92	14.06	57.06	100	81	P	V
		12260	54.79	-19.21	74	56.61	38.64	16.1	56.56	200	189	P	V
		12260	49.4	-4.6	54	51.22	38.64	16.1	56.56	200	189	A	V



802.11b CH 10 2457MHz		4914	43.95	-30.05	74	59.64	31.44	9.99	57.12	100	0	P	H
		7371	45.82	-28.18	74	55.05	36.43	11.7	57.36	100	0	P	H
		9828	62.49	-31.63	94.12	66.51	38.93	14.12	57.07	100	59	P	H
													H
		4914	41.5	-32.5	74	57.19	31.44	9.99	57.12	100	0	P	V
		7371	44.57	-29.43	74	53.8	36.43	11.7	57.36	100	0	P	V
		9828	57.31	-39.53	96.84	61.33	38.93	14.12	57.07	100	78	P	V
		12285	51.15	-22.85	74	53.04	38.59	16.1	56.58	200	191	P	V
		12285	47.56	-6.44	54	49.45	38.59	16.1	56.58	200	191	A	V

Remark

1. No other spurious found.
2. All results are PASS against Peak and Average limit line.



**2.4GHz 2400~2483.5MHz
WIFI 802.11g (Band Edge @ 3m)**

WIFI Ant. 1+2	Note	Frequency (MHz)	Level (dBμV/m)	Over Limit (dB)	Limit Line (dBμV/m)	Read Level (dBμV)	Antenna Factor (dB/m)	Path Loss (dB)	Preamp Factor (dB)	Ant Pos (cm)	Table Pos (deg)	Peak Avg. (P/A)	Pol. (H/V)	
802.11g CH 02 2417MHz		2386.68	60.81	-13.19	74	50.99	27.13	16.29	33.6	400	235	P	H	
		2386.92	48	-6	54	38.18	27.13	16.29	33.6	400	235	A	H	
	*	2417	109.1	35.1	74	99.21	27.18	16.3	33.59	400	235	P	H	
	*	2417	101.5	47.5	54	91.61	27.18	16.3	33.59	400	235	A	H	
													H	
														H
			2389.68	65.09	-8.91	74	55.27	27.13	16.29	33.6	175	152	P	V
			2389.56	52.12	-1.88	54	42.3	27.13	16.29	33.6	175	152	A	V
	*		2417	110.49	36.49	74	100.6	27.18	16.3	33.59	175	152	P	V
	*		2417	103.25	49.25	54	93.36	27.18	16.3	33.59	175	152	A	V
														V
														V
802.11g CH 03 2422MHz		2387.16	62.21	-11.79	74	52.39	27.13	16.29	33.6	386	236	P	H	
		2387.16	47.2	-6.8	54	37.38	27.13	16.29	33.6	386	236	A	H	
	*	2422	111.96	37.96	74	102.03	27.22	16.3	33.59	386	236	P	H	
	*	2422	104.35	50.35	54	94.42	27.22	16.3	33.59	386	236	A	H	
													H	
														H
			2390	67.5	-6.5	74	57.67	27.13	16.29	33.59	116	221	P	V
			2390	51.92	-2.08	54	42.09	27.13	16.29	33.59	116	221	A	V
	*		2422	114.02	40.02	74	104.09	27.22	16.3	33.59	116	221	P	V
	*		2422	105.64	51.64	54	95.71	27.22	16.3	33.59	116	221	A	V
														V
														V



802.11g CH 09 2452MHz	*	2452	111.5	37.5	74	101.5	27.27	16.31	33.58	339	220	P	H
	*	2452	104.12	50.12	54	94.12	27.27	16.31	33.58	339	220	A	H
		2487.7	62.64	-11.36	74	52.5	27.4	16.32	33.58	339	220	P	H
		2486.95	48.21	-5.79	54	38.11	27.36	16.32	33.58	339	220	A	H
													H
													H
	*	2452	113.77	39.77	74	103.77	27.27	16.31	33.58	100	144	P	V
	*	2452	106.27	52.27	54	96.27	27.27	16.31	33.58	100	144	A	V
		2485.1	65.92	-8.08	74	55.82	27.36	16.32	33.58	100	144	P	V
		2483.85	52.01	-1.99	54	41.92	27.36	16.31	33.58	100	144	A	V
													V
													V
802.11g CH 10 2457MHz	*	2457	110.18	36.18	74	100.14	27.31	16.31	33.58	301	228	P	H
	*	2457	102.85	48.85	54	92.81	27.31	16.31	33.58	301	228	A	H
		2487.15	60.15	-13.85	74	50.05	27.36	16.32	33.58	301	228	P	H
		2486.75	48.12	-5.88	54	38.02	27.36	16.32	33.58	301	228	A	H
													H
													H
	*	2457	112.44	38.44	74	102.4	27.31	16.31	33.58	100	144	P	V
	*	2457	104.62	50.62	54	94.58	27.31	16.31	33.58	100	144	A	V
		2484.2	64.14	-9.86	74	54.04	27.36	16.32	33.58	100	144	P	V
		2484.3	52.1	-1.9	54	42	27.36	16.32	33.58	100	144	A	V
													V
													V
Remark	1. No other spurious found. 2. All results are PASS against Peak and Average limit line.												



**2.4GHz 2400~2483.5MHz
WIFI 802.11g (Harmonic @ 3m)**

WIFI Ant. 1+2	Note	Frequency (MHz)	Level (dBμV/m)	Over Limit (dB)	Limit Line (dBμV/m)	Read Level (dBμV)	Antenna Factor (dB/m)	Path Loss (dB)	Preamp Factor (dB)	Ant Pos (cm)	Table Pos (deg)	Peak Avg. (P/A)	Pol. (H/V)	
802.11g CH 02 2417MHz		4834	39.44	-34.56	74	55.32	31.32	10.02	57.22	100	0	P	H	
		7251	42.88	-31.12	74	52.07	36.17	11.85	57.21	100	0	P	H	
													H	
													H	
			4834	39.91	-34.09	74	55.79	31.32	10.02	57.22	100	0	P	V
			7251	42.29	-31.71	74	51.48	36.17	11.85	57.21	100	0	P	V
														V
														V
802.11g CH 03 2422MHz		4844	41.71	-32.29	74	57.6	31.32	10.01	57.22	100	0	P	H	
		7266	42.83	-31.17	74	52.03	36.21	11.82	57.23	100	0	P	H	
													H	
													H	
			4844	39.47	-34.53	74	55.36	31.32	10.01	57.22	100	0	P	V
			7266	42.31	-31.69	74	51.51	36.21	11.82	57.23	100	0	P	V
														V
														V



802.11g CH 09 2452MHz		4904	40.65	-33.35	74	56.34	31.44	9.99	57.12	100	0	P	H
		7356	44.11	-29.89	74	53.33	36.4	11.71	57.33	100	0	P	H
													H
													H
		4904	40.24	-33.76	74	55.93	31.44	9.99	57.12	100	0	P	V
		7356	42.89	-31.11	74	52.11	36.4	11.71	57.33	100	0	P	V
													V
													V
802.11g CH 10 2457MHz		4914	40.79	-33.21	74	56.48	31.44	9.99	57.12	100	0	P	H
		7371	44.04	-29.96	74	53.27	36.43	11.7	57.36	100	0	P	H
		4914	40.3	-33.7	74	55.99	31.44	9.99	57.12	100	0	P	V
		7371	43.28	-30.72	74	52.51	36.43	11.7	57.36	100	0	P	V
Remark	1. No other spurious found. 2. All results are PASS against Peak and Average limit line.												



**2.4GHz 2400~2483.5MHz
WIFI 802.11ac VHT20 (Band Edge @ 3m)**

WIFI Ant. 1+2	Note	Frequency (MHz)	Level (dBμV/m)	Over Limit (dB)	Limit Line (dBμV/m)	Read Level (dBμV)	Antenna Factor (dB/m)	Path Loss (dB)	Preamp Factor (dB)	Ant Pos (cm)	Table Pos (deg)	Peak Avg. (P/A)	Pol. (H/V)	
802.11ac VHT20 CH 02 2417MHz		2389.2	60.49	-13.51	74	50.67	27.13	16.29	33.6	313	221	P	H	
		2389.92	49.29	-4.71	54	39.46	27.13	16.29	33.59	313	221	A	H	
	*	2417	109.34	35.34	74	99.45	27.18	16.3	33.59	313	221	P	H	
	*	2417	101.44	47.44	54	91.55	27.18	16.3	33.59	313	221	A	H	
													H	
														H
			2390.04	63.32	-86.68	150	53.49	27.13	16.29	33.59	100	213	P	V
			2390	52.78	-1.22	54	42.95	27.13	16.29	33.59	100	213	A	V
		*	2417	111.33	37.33	74	101.44	27.18	16.3	33.59	100	213	P	V
		*	2417	103.12	49.12	54	93.23	27.18	16.3	33.59	100	213	A	V
													V	
													V	
802.11ac VHT20 CH 03 2422MHz		2382.84	63.7	-10.3	74	53.92	27.09	16.29	33.6	388	236	P	H	
		2383.92	50.7	-3.3	54	40.92	27.09	16.29	33.6	388	236	A	H	
	*	2422	114.26	40.26	74	104.33	27.22	16.3	33.59	388	236	P	H	
	*	2422	106.25	52.25	54	96.32	27.22	16.3	33.59	388	236	A	H	
													H	
														H
			2385.12	65.41	-8.59	74	55.63	27.09	16.29	33.6	116	221	P	V
			2390	52.5	-1.5	54	42.67	27.13	16.29	33.59	116	221	A	V
		*	2422	114.83	40.83	74	104.9	27.22	16.3	33.59	116	221	P	V
		*	2422	106.96	52.96	54	97.03	27.22	16.3	33.59	116	221	A	V
													V	
													V	



802.11ac VHT20 CH 09 2452MHz	*	2452	114.7	40.7	74	104.7	27.27	16.31	33.58	339	220	P	H
	*	2452	106.18	52.18	54	96.18	27.27	16.31	33.58	339	220	A	H
		2490.2	64.76	-9.24	74	54.62	27.4	16.32	33.58	339	220	P	H
		2488.5	50.65	-3.35	54	40.51	27.4	16.32	33.58	339	220	A	H
													H
													H
	*	2452	116.98	42.98	74	106.98	27.27	16.31	33.58	136	192	P	V
	*	2452	107.79	53.79	54	97.79	27.27	16.31	33.58	136	192	A	V
		2494.35	65.85	-8.15	74	55.7	27.4	16.32	33.57	136	192	P	V
		2492.75	52.5	-1.5	54	42.35	27.4	16.32	33.57	136	192	A	V
													V
													V
802.11ac VHT20 CH 10 2457MHz	*	2457	111.12	37.12	74	101.08	27.31	16.31	33.58	301	228	P	H
	*	2457	103.17	49.17	54	93.13	27.31	16.31	33.58	301	228	A	H
		2483.65	58.13	-15.87	74	48.04	27.36	16.31	33.58	301	228	P	H
		2483.5	47.51	-6.49	54	37.42	27.36	16.31	33.58	301	228	A	H
													H
													H
	*	2457	112.71	38.71	74	102.67	27.31	16.31	33.58	135	144	P	V
	*	2457	104.32	50.32	54	94.28	27.31	16.31	33.58	135	144	A	V
		2484.75	64.38	-9.62	74	54.28	27.36	16.32	33.58	135	144	P	V
		2484.7	51.64	-2.36	54	41.54	27.36	16.32	33.58	135	144	A	V
													V
													V
Remark	1. No other spurious found. 2. All results are PASS against Peak and Average limit line.												



**2.4GHz 2400~2483.5MHz
WIFI 802.11ac VHT20 (Harmonic @ 3m)**

WIFI Ant. 1+2	Note	Frequency (MHz)	Level (dBμV/m)	Over Limit (dB)	Limit Line (dBμV/m)	Read Level (dBμV)	Antenna Factor (dB/m)	Path Loss (dB)	Preamp Factor (dB)	Ant Pos (cm)	Table Pos (deg)	Peak Avg. (P/A)	Pol. (H/V)	
802.11ac VHT20 CH 02 2417MHz		4834	39.94	-34.06	74	55.82	31.32	10.02	57.22	100	0	P	H	
		7251	42.25	-31.75	74	51.44	36.17	11.85	57.21	100	0	P	H	
													H	
													H	
			4834	39.86	-34.14	74	55.74	31.32	10.02	57.22	100	0	P	V
			7251	42.95	-31.05	74	52.14	36.17	11.85	57.21	100	0	P	V
														V
802.11ac VHT20 CH 03 2422MHz		4844	42.36	-31.64	74	58.25	31.32	10.01	57.22	100	0	P	H	
		7266	42.83	-31.17	74	52.03	36.21	11.82	57.23	100	0	P	H	
		9688	54.91	-39.35	94.26	59.42	38.88	13.65	57.04	100	58	P	H	
													H	
			4844	40.07	-33.93	74	55.96	31.32	10.01	57.22	100	0	P	V
			7266	42.19	-31.81	74	51.39	36.21	11.82	57.23	100	0	P	V
			9688	51.77	-43.06	94.83	56.28	38.88	13.65	57.04	100	79	P	V
													V	



802.11ac VHT20 CH 09 2452MHz		4904	40.5	-33.5	74	56.19	31.44	9.99	57.12	100	0	P	H
		7356	43.47	-30.53	74	52.69	36.4	11.71	57.33	100	0	P	H
		9808	57.86	-16.14	74	61.94	38.92	14.06	57.06	100	55	P	H
													H
		4904	39.72	-34.28	74	55.41	31.44	9.99	57.12	100	0	P	V
		7356	42.64	-31.36	74	51.86	36.4	11.71	57.33	100	0	P	V
		9808	53.04	-20.96	74	57.12	38.92	14.06	57.06	100	76	P	V
													V
802.11ac VHT20 CH 10 2457MHz		4914	40.42	-33.58	74	56.11	31.44	9.99	57.12	100	0	P	H
		7371	43.11	-30.89	74	52.34	36.43	11.7	57.36	100	0	P	H
		4914	40.44	-33.56	74	56.13	31.44	9.99	57.12	100	0	P	V
		7371	42.88	-31.12	74	52.11	36.43	11.7	57.36	100	0	P	V
Remark	1. No other spurious found. 2. All results are PASS against Peak and Average limit line.												



**2.4GHz 2400~2483.5MHz
WIFI 802.11ac VHT40 (Band Edge @ 3m)**

WIFI Ant. 1+2	Note	Frequency (MHz)	Level (dBμV/m)	Over Limit (dB)	Limit Line (dBμV/m)	Read Level (dBμV)	Antenna Factor (dB/m)	Path Loss (dB)	Preamp Factor (dB)	Ant Pos (cm)	Table Pos (deg)	Peak Avg. (P/A)	Pol. (H/V)
802.11ac VHT40 CH 04 2427MHz		2381.36	59.98	-14.02	74	50.2	27.09	16.29	33.6	385	147	P	H
		2384.08	49.74	-4.26	54	39.96	27.09	16.29	33.6	385	147	A	H
	*	2427	105.67	31.67	74	95.74	27.22	16.3	33.59	385	147	P	H
	*	2427	97.96	43.96	54	88.03	27.22	16.3	33.59	385	147	A	H
		2499.92	53.34	-20.66	74	43.19	27.4	16.32	33.57	385	147	P	H
		2483.52	44.3	-9.7	54	34.21	27.36	16.31	33.58	385	147	A	H
		2389.52	63.02	-10.98	74	53.2	27.13	16.29	33.6	140	143	P	V
		2381.52	52.54	-1.46	54	42.76	27.09	16.29	33.6	140	143	A	V
	*	2427	107.95	33.95	74	98.02	27.22	16.3	33.59	140	143	P	V
	*	2427	100.14	46.14	54	90.21	27.22	16.3	33.59	140	143	A	V
		2496	55.41	-18.59	74	45.26	27.4	16.32	33.57	140	143	P	V
		2496.08	46.53	-7.47	54	36.38	27.4	16.32	33.57	140	143	A	V
802.11ac VHT40 CH 05 2432MHz		2388.88	60.43	-13.57	74	50.61	27.13	16.29	33.6	386	228	P	H
		2390	51.09	-2.91	54	41.26	27.13	16.29	33.59	386	228	A	H
	*	2432	106.81	32.81	74	96.88	27.22	16.3	33.59	386	228	P	H
	*	2432	99.21	45.21	54	89.28	27.22	16.3	33.59	386	228	A	H
		2488.64	54.18	-19.82	74	44.04	27.4	16.32	33.58	386	228	P	H
		2488.88	44.25	-9.75	54	34.11	27.4	16.32	33.58	386	228	A	H
		2388.24	64.35	-9.65	74	54.53	27.13	16.29	33.6	114	146	P	V
		2384.24	52.55	-1.45	54	42.77	27.09	16.29	33.6	114	146	A	V
	*	2432	108.72	34.72	74	98.79	27.22	16.3	33.59	114	146	P	V
	*	2432	100.47	46.47	54	90.54	27.22	16.3	33.59	114	146	A	V
	2483.52	60.04	-13.96	74	49.95	27.36	16.31	33.58	114	146	P	V	
	2484.24	49.07	-4.93	54	38.97	27.36	16.32	33.58	114	146	A	V	
Remark	1. No other spurious found. 2. All results are PASS against Peak and Average limit line.												



**2.4GHz 2400~2483.5MHz
WIFI 802.11ac VHT40 (Harmonic @ 3m)**

WIFI Ant. 1+2	Note	Frequency (MHz)	Level (dBμV/m)	Over Limit (dB)	Limit Line (dBμV/m)	Read Level (dBμV)	Antenna Factor (dB/m)	Path Loss (dB)	Preamp Factor (dB)	Ant Pos (cm)	Table Pos (deg)	Peak Avg. (P/A)	Pol. (H/V)
802.11ac VHT40 CH 04 2427MHz		4854	40.02	-33.98	74	55.85	31.35	10.01	57.19	100	0	P	H
		7281	42.49	-31.51	74	51.7	36.21	11.81	57.23	100	0	P	H
													H
													H
													V
													V
													V
802.11ac VHT40 CH 05 2432MHz		4864	39.79	-34.21	74	55.63	31.35	10	57.19	100	0	P	H
		7296	42.93	-31.07	74	52.15	36.24	11.79	57.25	100	0	P	H
													H
													H
													V
													V
													V
Remark	1. No other spurious found.												
	2. All results are PASS against Peak and Average limit line.												



Emission below 1GHz
2.4GHz WIFI 802.11g (LF)

WIFI	Note	Frequency	Level	Over	Limit	Read	Antenna	Path	Preamp	Ant	Table	Peak	Pol.	
Ant.				Limit	Line	Level	Factor	Loss	Factor	Pos	Pos	Avg.		
1+2		(MHz)	(dBμV/m)	(dB)	(dBμV/m)	(dBμV)	(dB/m)	(dB)	(dB)	(cm)	(deg)	(P/A)	(H/V)	
2.4GHz 802.11g LF		46.47	27.11	-12.89	40	42.86	15.72	1.02	32.49	-	-	P	H	
		131.52	27.32	-16.18	43.5	40.93	17.28	1.56	32.45	-	-	P	H	
		159.87	24.62	-18.88	43.5	39.06	16.28	1.71	32.43	-	-	P	H	
		729.1	39.2	-6.8	46	40.79	27.27	3.53	32.39	100	0	P	H	
		882.4	31.58	-14.42	46	30.35	29.09	3.89	31.75	-	-	P	H	
		953.8	33.33	-12.67	46	29.66	30.76	4.07	31.16	-	-	P	H	
														H
														H
														H
														H
														H
														H
			31.35	34.6	-5.4	40	42.55	23.7	0.84	32.49	-	-	P	V
			44.85	36.12	-3.88	40	51.04	16.55	1.02	32.49	100	0	P	V
			62.4	29.61	-10.39	40	49.47	11.59	1.04	32.49	-	-	P	V
			729.1	34.67	-11.33	46	36.26	27.27	3.53	32.39	-	-	P	V
			734	32.43	-13.57	46	33.8	27.47	3.53	32.37	-	-	P	V
			944.7	33.86	-12.14	46	30.82	30.3	3.99	31.25	-	-	P	V
														V
														V
													V	
													V	
													V	
													V	
Remark	1. No other spurious found. 2. All results are PASS against limit line.													



<TXBF Mode>

2.4GHz 2400~2483.5MHz

WIFI 802.11ac VHT20 (Band Edge @ 3m)

WIFI Ant.	Note	Frequency	Level	Over Limit	Limit Line	Read Level	Antenna Factor	Path Loss	Preamp Factor	Ant Pos	Table Pos	Peak Avg.	Pol.	
1+2		(MHz)	(dBμV/m)	(dB)	(dBμV/m)	(dBμV)	(dB/m)	(dB)	(dB)	(cm)	(deg)	(P/A)	(H/V)	
802.11ac VHT20 CH 02 2417MHz		2389.44	60.92	-13.08	74	51.1	27.13	16.29	33.6	307	222	P	H	
		2390	49.46	-4.54	54	39.63	27.13	16.29	33.59	307	222	A	H	
	*	2417	110.65	36.65	74	100.76	27.18	16.3	33.59	307	222	P	H	
	*	2417	102.18	48.18	54	92.29	27.18	16.3	33.59	307	222	A	H	
													H	
														H
			2389.68	64.61	-9.39	74	54.79	27.13	16.29	33.6	108	148	P	V
			2389.56	52.55	-1.45	54	42.73	27.13	16.29	33.6	108	148	A	V
		*	2417	113.46	39.46	74	103.57	27.18	16.3	33.59	108	148	P	V
		*	2417	104.31	50.31	54	94.42	27.18	16.3	33.59	108	148	A	V
													V	
													V	
802.11ac VHT20 CH 03 2422MHz		2389.32	57.73	-16.27	74	47.91	27.13	16.29	33.6	304	229	P	H	
		2390	46.99	-7.01	54	37.16	27.13	16.29	33.59	304	229	A	H	
	*	2422	112.68	38.68	74	102.75	27.22	16.3	33.59	304	229	P	H	
	*	2422	103.47	49.47	54	93.54	27.22	16.3	33.59	304	229	A	H	
													H	
														H
			2389.68	64.01	-9.99	74	54.19	27.13	16.29	33.6	106	148	P	V
			2390	50.65	-3.35	54	40.82	27.13	16.29	33.59	106	148	A	V
		*	2422	114.8	40.8	74	104.87	27.22	16.3	33.59	106	148	P	V
		*	2422	105	51	54	95.07	27.22	16.3	33.59	106	148	A	V
													V	
													V	
Remark	1. No other spurious found. 2. All results are PASS against Peak and Average limit line.													



**2.4GHz 2400~2483.5MHz
WIFI 802.11ac VHT20 (Harmonic @ 3m)**

WIFI Ant. 1+2	Note	Frequency (MHz)	Level (dBμV/m)	Over Limit (dB)	Limit Line (dBμV/m)	Read Level (dBμV)	Antenna Factor (dB/m)	Path Loss (dB)	Preamp Factor (dB)	Ant Pos (cm)	Table Pos (deg)	Peak Avg. (P/A)	Pol. (H/V)	
802.11ac VHT20 CH 02 2417MHz		4834	40.43	-33.57	74	56.31	31.32	10.02	57.22	100	0	P	H	
		7251	43.23	-30.77	74	52.42	36.17	11.85	57.21	100	0	P	H	
													H	
													H	
			4834	40.38	-33.62	74	56.26	31.32	10.02	57.22	100	0	P	V
			7251	42.94	-31.06	74	52.13	36.17	11.85	57.21	100	0	P	V
														V
802.11ac VHT20 CH 03 2422MHz		4844	39.7	-34.3	74	55.59	31.32	10.01	57.22	100	0	P	H	
		7266	42.76	-31.24	74	51.96	36.21	11.82	57.23	100	0	P	H	
													H	
													H	
			4844	39.26	-34.74	74	55.15	31.32	10.01	57.22	100	0	P	V
			7266	43.56	-30.44	74	52.76	36.21	11.82	57.23	100	0	P	V
														V
Remark	1. No other spurious found.													
	2. All results are PASS against Peak and Average limit line.													



**2.4GHz 2400~2483.5MHz
WIFI 802.11ac VHT40 (Band Edge @ 3m)**

WIFI Ant. 1+2	Note	Frequency (MHz)	Level (dBμV/m)	Over Limit (dB)	Limit Line (dBμV/m)	Read Level (dBμV)	Antenna Factor (dB/m)	Path Loss (dB)	Preamp Factor (dB)	Ant Pos (cm)	Table Pos (deg)	Peak Avg. (P/A)	Pol. (H/V)
802.11ac VHT40 CH 04 2427MHz		2387.6	60.8	-13.2	74	50.98	27.13	16.29	33.6	307	225	P	H
		2390	50.77	-3.23	54	40.94	27.13	16.29	33.59	307	225	A	H
	*	2427	104.89	30.89	74	94.96	27.22	16.3	33.59	307	225	P	H
	*	2427	99.04	45.04	54	89.11	27.22	16.3	33.59	307	225	A	H
		2490.08	52.69	-21.31	74	42.55	27.4	16.32	33.58	307	225	P	H
		2496.16	43.68	-10.32	54	33.53	27.4	16.32	33.57	307	225	A	H
		2388.72	62.02	-11.98	74	52.2	27.13	16.29	33.6	100	136	P	V
		2389.68	52.58	-1.42	54	42.76	27.13	16.29	33.6	100	136	A	V
	*	2427	108.24	34.24	74	98.31	27.22	16.3	33.59	100	136	P	V
	*	2427	102	48	54	92.07	27.22	16.3	33.59	100	136	A	V
		2485.92	53.89	-20.11	74	43.79	27.36	16.32	33.58	100	136	P	V
		2495.84	45.18	-8.82	54	35.03	27.4	16.32	33.57	100	136	A	V
802.11ac VHT40 CH 05 2432MHz		2389.52	60.67	-13.33	74	50.85	27.13	16.29	33.6	307	224	P	H
		2390	50.17	-3.83	54	40.34	27.13	16.29	33.59	307	224	A	H
	*	2432	107.36	33.36	74	97.43	27.22	16.3	33.59	307	224	P	H
	*	2432	99.35	45.35	54	89.42	27.22	16.3	33.59	307	224	A	H
		2488.96	53.6	-20.4	74	43.46	27.4	16.32	33.58	307	224	P	H
		2486.96	47.58	-6.42	54	37.48	27.36	16.32	33.58	307	224	A	H
		2389.36	62.25	-11.75	74	52.43	27.13	16.29	33.6	100	148	P	V
		2389.84	52.59	-1.41	54	42.76	27.13	16.29	33.59	100	148	A	V
	*	2432	107.86	33.86	74	97.93	27.22	16.3	33.59	100	148	P	V
	*	2432	99.4	45.4	54	89.47	27.22	16.3	33.59	100	148	A	V
	2489.76	56.32	-17.68	74	46.18	27.4	16.32	33.58	100	148	P	V	
	2483.68	47.3	-6.7	54	37.21	27.36	16.31	33.58	100	148	A	V	



802.11ac VHT40 CH 07 2442MHz		2389.52	57.57	-16.43	74	47.75	27.13	16.29	33.6	307	236	P	H
		2389.36	47.5	-6.5	54	37.68	27.13	16.29	33.6	307	236	A	H
	*	2442	109.23	35.23	74	99.23	27.27	16.31	33.58	307	236	P	H
	*	2442	99.75	45.75	54	89.75	27.27	16.31	33.58	307	236	A	H
		2487.44	62.74	-11.26	74	52.64	27.36	16.32	33.58	307	236	P	H
		2487.92	50.61	-3.39	54	40.47	27.4	16.32	33.58	307	236	A	H
		2388.24	63.08	-10.92	74	53.26	27.13	16.29	33.6	202	165	P	V
		2388.4	50.59	-3.41	54	40.77	27.13	16.29	33.6	202	165	A	V
	*	2442	108.36	34.36	74	98.36	27.27	16.31	33.58	202	165	P	V
	*	2442	101.13	47.13	54	91.13	27.27	16.31	33.58	202	165	A	V
		2488.4	64.14	-9.86	74	54	27.4	16.32	33.58	202	165	P	V
		2483.6	51.12	-2.88	54	41.03	27.36	16.31	33.58	202	165	A	V
802.11ac VHT40 CH 08 2447MHz		2388.4	54.5	-19.5	74	44.68	27.13	16.29	33.6	305	231	P	H
		2389.36	45.18	-8.82	54	35.36	27.13	16.29	33.6	305	231	A	H
	*	2447	108.59	34.59	74	98.59	27.27	16.31	33.58	305	231	P	H
	*	2447	100.41	46.41	54	90.41	27.27	16.31	33.58	305	231	A	H
		2485.44	59.13	-14.87	74	49.03	27.36	16.32	33.58	305	231	P	H
		2497.84	49.45	-4.55	54	39.3	27.4	16.32	33.57	305	231	A	H
		2389.84	55.63	-18.37	74	45.8	27.13	16.29	33.59	115	157	P	V
		2390	46.9	-7.1	54	37.07	27.13	16.29	33.59	115	157	A	V
	*	2447	107.84	33.84	74	97.84	27.27	16.31	33.58	115	157	P	V
	*	2447	100.58	46.58	54	90.58	27.27	16.31	33.58	115	157	A	V
	2485.2	63.55	-10.45	74	53.45	27.36	16.32	33.58	115	157	P	V	
	2483.84	51.68	-2.32	54	41.59	27.36	16.31	33.58	115	157	A	V	
Remark	1. No other spurious found. 2. All results are PASS against Peak and Average limit line.												



**2.4GHz 2400~2483.5MHz
WIFI 802.11ac VHT40 (Harmonic @ 3m)**

WIFI Ant. 1+2	Note	Frequency (MHz)	Level (dBμV/m)	Over Limit (dB)	Limit Line (dBμV/m)	Read Level (dBμV)	Antenna Factor (dB/m)	Path Loss (dB)	Preamp Factor (dB)	Ant Pos (cm)	Table Pos (deg)	Peak Avg. (P/A)	Pol. (H/V)
802.11ac VHT40 CH 04 2427MHz		4854	39.72	-34.28	74	55.55	31.35	10.01	57.19	100	0		H
		7281	44.79	-29.21	74	54	36.21	11.81	57.23	100	0		H
													H
													H
		4854	40.32	-33.68	74	56.15	31.35	10.01	57.19	100	0		V
		7281	42.79	-31.21	74	52	36.21	11.81	57.23	100	0		V
802.11ac VHT40 CH 05 2432MHz		4864	39.57	-34.43	74	55.41	31.35	10	57.19	100	0		H
		7296	43.44	-30.56	74	52.66	36.24	11.79	57.25	100	0		H
													H
													H
		4864	39.85	-34.15	74	55.69	31.35	10	57.19	100	0		V
		7296	43.68	-30.32	74	52.9	36.24	11.79	57.25	100	0		V
802.11ac VHT40 CH 07 2442MHz		4884	40.32	-33.68	74	56.12	31.38	9.99	57.17	100	0		H
		7326	44.19	-29.81	74	53.41	36.32	11.75	57.29	100	0		H
													H
													H
		4884	40.25	-33.75	74	56.05	31.38	9.99	57.17	100	0		V
		7326	43.38	-30.62	74	52.6	36.32	11.75	57.29	100	0		V



802.11ac		4894	40.24	-33.76	74	55.98	31.41	9.99	57.14	100	0		H
VHT40		7341	44.07	-29.93	74	53.28	36.36	11.74	57.31	100	0		H
CH 08		4894	39.7	-34.3	74	55.44	31.41	9.99	57.14	100	0		V
2447MHz		7341	44.01	-29.99	74	53.22	36.36	11.74	57.31	100	0		V
Remark	<ol style="list-style-type: none">1. No other spurious found.2. All results are PASS against Peak and Average limit line.												



Note symbol

*	Fundamental Frequency which can be ignored. However, the level of any unwanted emissions shall not exceed the level of the fundamental frequency.
!	Test result is over limit line.
P/A	Peak or Average
H/V	Horizontal or Vertical



A calculation example for radiated spurious emission is shown as below:

WIFI	Note	Frequency	Level	Over	Limit	Read	Antenna	Path	Preamp	Ant	Table	Peak	Pol.
Ant.				Limit	Line	Level	Factor	Loss	Factor	Pos	Pos	Avg.	
1		(MHz)	(dBμV/m)	(dB)	(dBμV/m)	(dBμV)	(dB/m)	(dB)	(dB)	(cm)	(deg)	(P/A)	(H/V)
802.11b		2390	55.45	-18.55	74	54.51	32.22	4.58	35.86	103	308	P	H
CH 01													
2412MHz		2390	43.54	-10.46	54	42.6	32.22	4.58	35.86	103	308	A	H

1. Path Loss(dB) = Cable loss(dB) + Filter loss(dB) + Attenuator loss(dB)
2. Level(dBμV/m) =
Antenna Factor(dB/m) + Path Loss(dB) + Read Level(dBμV) - Preamp Factor(dB)
3. Over Limit(dB) = Level(dBμV/m) – Limit Line(dBμV/m)

For Peak Limit @ 2390MHz:

1. Level(dBμV/m)
= Antenna Factor(dB/m) + Path Loss(dB) + Read Level(dBμV) - Preamp Factor(dB)
= 32.22(dB/m) + 4.58(dB) + 54.51(dBμV) – 35.86 (dB)
= 55.45 (dBμV/m)
2. Over Limit(dB)
= Level(dBμV/m) – Limit Line(dBμV/m)
= 55.45(dBμV/m) – 74(dBμV/m)
= -18.55(dB)

For Average Limit @ 2390MHz:

1. Level(dBμV/m)
= Antenna Factor(dB/m) + Path Loss(dB) + Read Level(dBμV) - Preamp Factor(dB)
= 32.22(dB/m) + 4.58(dB) + 42.6(dBμV) – 35.86 (dB)
= 43.54 (dBμV/m)
2. Over Limit(dB)
= Level(dBμV/m) – Limit Line(dBμV/m)
= 43.54(dBμV/m) – 54(dBμV/m)
= -10.46(dB)

Both peak and average measured complies with the limit line, so test result is “PASS”.



Appendix D. Radiated Spurious Emission Plots

Test Engineer :	Ken Wu, Jacky Hung, and Hao Hsu	Temperature :	22~24°C
		Relative Humidity :	48~52%

Note symbol

-L	Low channel location
-R	High channel location



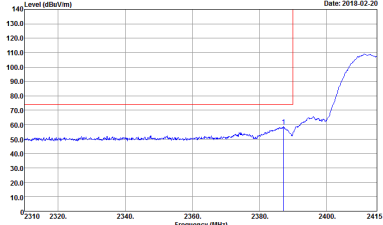
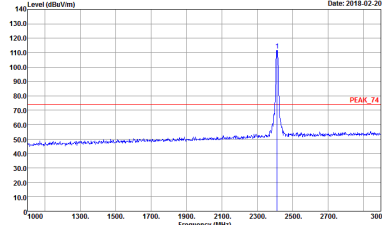
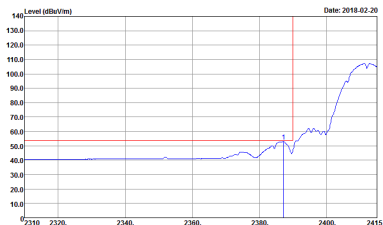
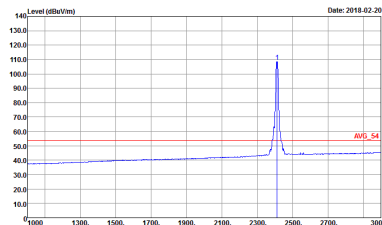
<Single Mode>

2.4GHz 2400~2483.5MHz

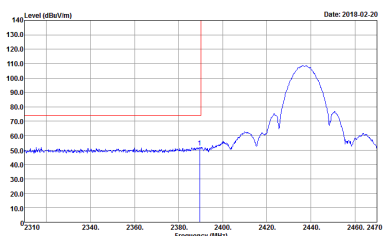
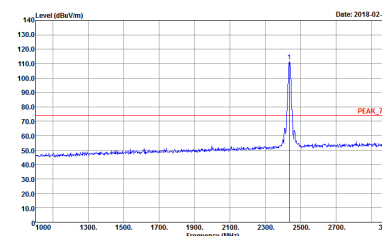
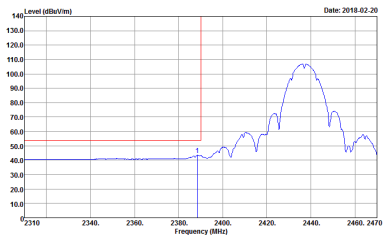
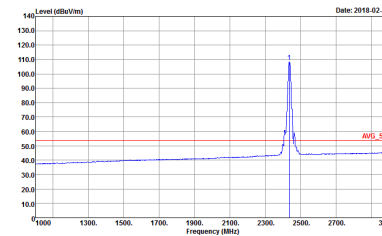
WIFI 802.11b (Band Edge @ 3m)

WIFI	2.4GHz 2400~2483.5MHz Band Edge @ 3m	
ANT	802.11b CH01 2412MHz	
1	Horizontal	Fundamental
Peak	<p>Site : 03CH11-HY Condition : PEAK_BE_74 3m HORN 91200-HF HORIZONTAL Detector : Peak Project : 811726 Setting : 21</p>	<p>Site : 03CH11-HY Condition : PEAK_74 3m HORN 91200-HF HORIZONTAL Detector : Peak Project : 811726 Setting : 21</p>
Avg.	<p>Site : 03CH11-HY Condition : AVG_BE_54 3m HORN 91200-HF HORIZONTAL Detector : Peak Project : 811726 Setting : 21</p>	<p>Site : 03CH11-HY Condition : AVG_54 3m HORN 91200-HF HORIZONTAL Detector : Peak Project : 811726 Setting : 21</p>

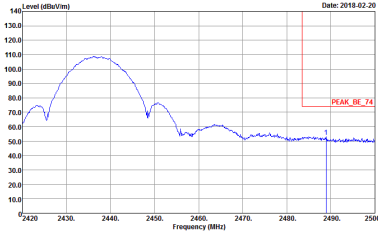
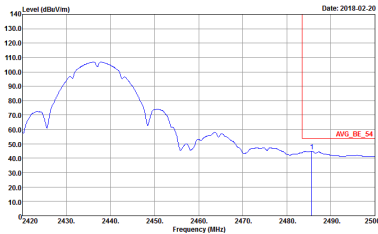


WIFI	2.4GHz 2400~2483.5MHz Band Edge @ 3m	
ANT	802.11b CH01 2412MHz	
1	Vertical	Fundamental
Peak	 <p>Site : 03CH11-HY Condition : PEAK_BE_74 3m HORN 91200-HF VERTICAL RBW:1000.000KHz VBW:3000.000KHz SWT:Auto Detector : Peak Project : 811726 Setting : Z1</p>	 <p>Site : 03CH11-HY Condition : PEAK_74 3m HORN 91200-HF VERTICAL RBW:1000.000KHz VBW:3000.000KHz SWT:Auto Detector : Peak Project : 811726 Setting : Z1</p>
Avg.	 <p>Site : 03CH11-HY Condition : AVG_BE_54 3m HORN 91200-HF VERTICAL RBW:1000.000KHz VBW:0.010KHz SWT:Auto Detector : Peak Project : 811726 Setting : Z1</p>	 <p>Site : 03CH11-HY Condition : AVG_54 3m HORN 91200-HF VERTICAL RBW:1000.000KHz VBW:0.010KHz SWT:Auto Detector : Peak Project : 811726 Setting : Z1</p>



WIFI	2.4GHz 2400~2483.5MHz Band Edge @ 3m	
ANT	802.11b CH06 2437MHz - L	
1	Horizontal	Fundamental
Peak	 <p>Site : 03CH11-HY Condition : PEAK_BE_74 3m HORN 91200-HF HORIZONTAL RBW:1000.000KHz VBW:3000.000KHz SWT:Auto Detector : Peak Project : 811726 Setting : 22.5</p>	 <p>Site : 03CH11-HY Condition : PEAK_74 3m HORN 91200-HF HORIZONTAL RBW:1000.000KHz VBW:3000.000KHz SWT:Auto Detector : Peak Project : 811726 Setting : 22.5</p>
Avg.	 <p>Site : 03CH11-HY Condition : AVG_BE_54 3m HORN 91200-HF HORIZONTAL RBW:1000.000KHz VBW:0.010KHz SWT:Auto Detector : Peak Project : 811726 Setting : 22.5</p>	 <p>Site : 03CH11-HY Condition : AVG_54 3m HORN 91200-HF HORIZONTAL RBW:1000.000KHz VBW:0.010KHz SWT:Auto Detector : Peak Project : 811726 Setting : 22.5</p>

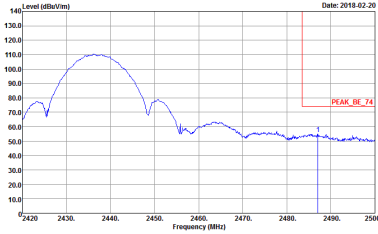
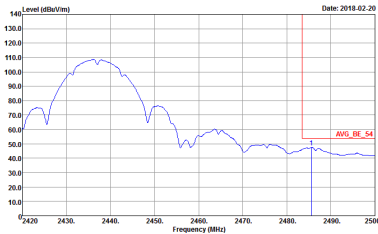


WIFI	2.4GHz 2400~2483.5MHz Band Edge @ 3m	
ANT	802.11b CH06 2437MHz - R	
1	Horizontal	Fundamental
<p>Peak</p>	 <p>Site : 03CH11-HY Condition : PEAK_BE_74 3m HORN 91200-HF HORIZONTAL RBW:1000.000kHz VBW:3000.000kHz SWF:Auto Detector : Peak Project : 811726 Setting : 22.5</p>	<p>Left blank</p>
<p>Avg.</p>	 <p>Site : 03CH11-HY Condition : AVG_BE_54 3m HORN 91200-HF HORIZONTAL RBW:1000.000kHz VBW:0.010kHz SWF:Auto Detector : Peak Project : 811726 Setting : 22.5</p>	<p>Left blank</p>

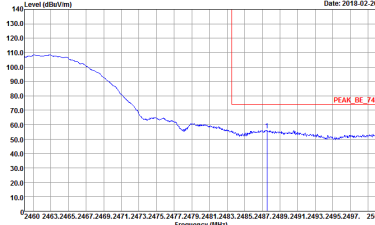
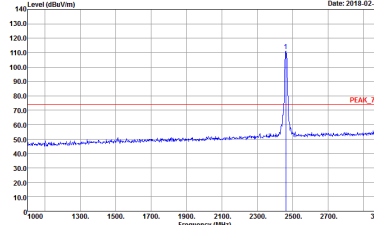
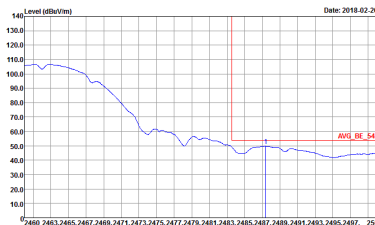
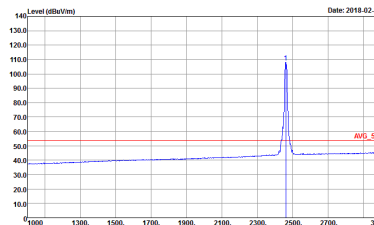


WIFI	2.4GHz 2400~2483.5MHz Band Edge @ 3m	
ANT	802.11b CH06 2437MHz - L	
1	Vertical	Fundamental
Peak	<p>Site : 03CH11-HY Condition : PEAK_BE_74 3m HORN 91200-HF VERTICAL RBW:1000.000KHz VBW:3000.000KHz SWT:Auto Detector : Peak Project : 811726 Setting : 22.5</p>	<p>Site : 03CH11-HY Condition : PEAK_74 3m HORN 91200-HF VERTICAL RBW:1000.000KHz VBW:3000.000KHz SWT:Auto Detector : Peak Project : 811726 Setting : 22.5</p>
Avg.	<p>Site : 03CH11-HY Condition : AVG_BE_54 3m HORN 91200-HF VERTICAL RBW:1000.000KHz VBW:0.010KHz SWT:Auto Detector : Peak Project : 811726 Setting : 22.5</p>	<p>Site : 03CH11-HY Condition : AVG_54 3m HORN 91200-HF VERTICAL RBW:1000.000KHz VBW:0.010KHz SWT:Auto Detector : Peak Project : 811726 Setting : 22.5</p>

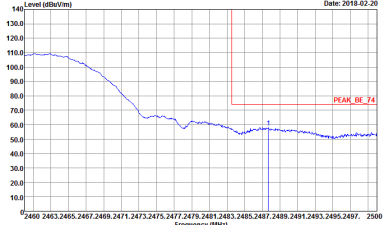
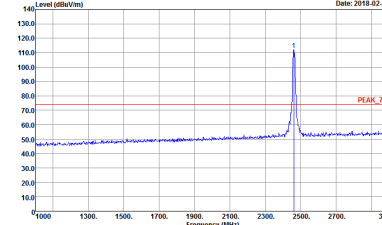
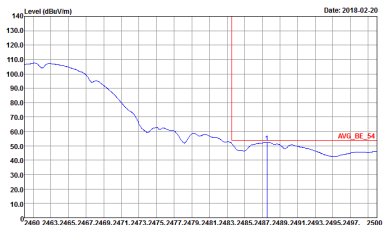
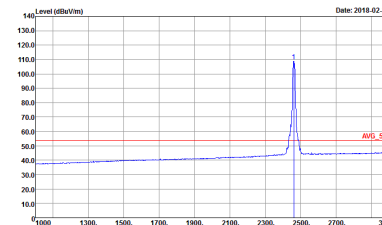


WIFI	2.4GHz 2400~2483.5MHz Band Edge @ 3m	
ANT	802.11b CH06 2437MHz - R	
1	Vertical	Fundamental
<p>Peak</p>	 <p>Site : 03CH11-HY Condition : PEAK_BE_74 3m HORN 91200-HF VERTICAL RBW:1000.000KHz VBW:3000.000KHz SWF:Auto Detector : Peak Project : 811726 Setting : 22.5</p>	<p>Left blank</p>
<p>Avg.</p>	 <p>Site : 03CH11-HY Condition : AVG_BE_54 3m HORN 91200-HF VERTICAL RBW:1000.000KHz VBW:3000.000KHz SWF:Auto Detector : Peak Project : 811726 Setting : 22.5</p>	<p>Left blank</p>



WIFI	2.4GHz 2400~2483.5MHz Band Edge @ 3m	
ANT	802.11b CH11 2462MHz	
1	Horizontal	Fundamental
Peak	 <p>Site : 03CH11-HY Condition : PEAK_BE_74 3m HORN 91200-HF HORIZONTAL RBW:1000.000KHz VBW:3000.000KHz SWT:Auto Detector : Peak Project : 811726 Setting : 215</p>	 <p>Site : 03CH11-HY Condition : PEAK_74 3m HORN 91200-HF HORIZONTAL RBW:1000.000KHz VBW:3000.000KHz SWT:Auto Detector : Peak Project : 811726 Setting : 215</p>
Avg.	 <p>Site : 03CH11-HY Condition : AVG_BE_54 3m HORN 91200-HF HORIZONTAL RBW:1000.000KHz VBW:0.010KHz SWT:Auto Detector : Peak Project : 811726 Setting : 215</p>	 <p>Site : 03CH11-HY Condition : AVG_54 3m HORN 91200-HF HORIZONTAL RBW:1000.000KHz VBW:0.010KHz SWT:Auto Detector : Peak Project : 811726 Setting : 215</p>



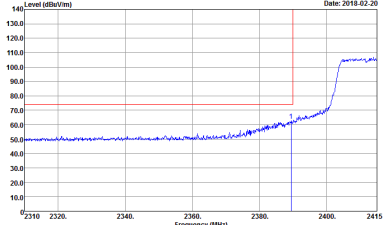
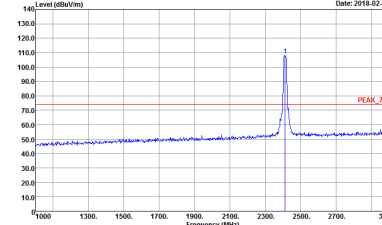
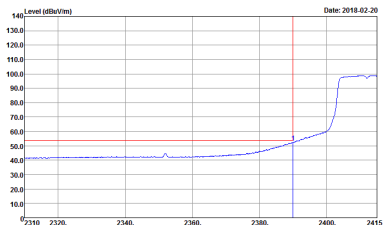
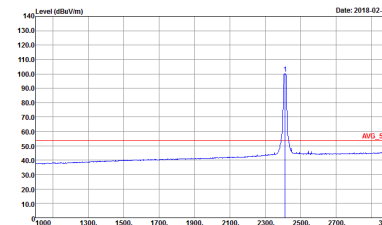
WIFI	2.4GHz 2400~2483.5MHz Band Edge @ 3m	
ANT	802.11b CH11 2462MHz	
1	Vertical	Fundamental
Peak	 <p>Site : 03CH11-HY Condition : PEAK_BE_74 3m HORN 91200-HF VERTICAL RBW:1000.000KHz VBW:3000.000KHz SWT:Auto Detector : Peak Project : 811726 Setting : 215</p>	 <p>Site : 03CH11-HY Condition : PEAK_74 3m HORN 91200-HF VERTICAL RBW:1000.000KHz VBW:3000.000KHz SWT:Auto Detector : Peak Project : 811726 Setting : 215</p>
Avg.	 <p>Site : 03CH11-HY Condition : AVG_BE_54 3m HORN 91200-HF VERTICAL RBW:1000.000KHz VBW:0.010KHz SWT:Auto Detector : Peak Project : 811726 Setting : 215</p>	 <p>Site : 03CH11-HY Condition : AVG_54 3m HORN 91200-HF VERTICAL RBW:1000.000KHz VBW:0.010KHz SWT:Auto Detector : Peak Project : 811726 Setting : 215</p>



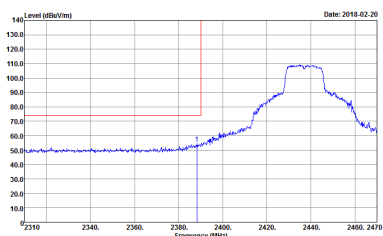
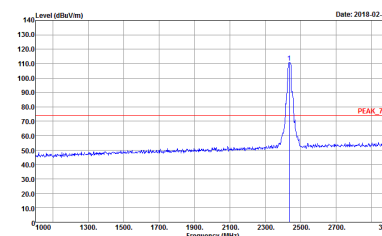
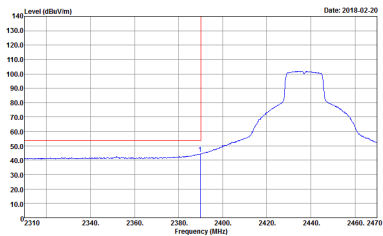
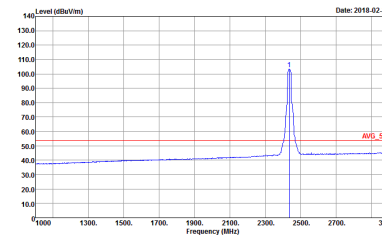
2.4GHz 2400~2483.5MHz
WIFI 802.11g (Band Edge @ 3m)

WIFI	2.4GHz 2400~2483.5MHz Band Edge @ 3m	
ANT	802.11g CH01 2412MHz	
1	Horizontal	Fundamental
Peak	<p>Site : 03CH11-HY Condition : PEAK_BE_74 3m HORN 91200-HF HORIZONTAL Detector : Peak Project : 811726 Setting : 15.5</p>	<p>Site : 03CH11-HY Condition : PEAK_74 3m HORN 91200-HF HORIZONTAL Detector : Peak Project : 811726 Setting : 15.5</p>
Avg.	<p>Site : 03CH11-HY Condition : AVG_BE_54 3m HORN 91200-HF HORIZONTAL Detector : Peak Project : 811726 Setting : 15.5</p>	<p>Site : 03CH11-HY Condition : AVG_54 3m HORN 91200-HF HORIZONTAL Detector : Peak Project : 811726 Setting : 15.5</p>

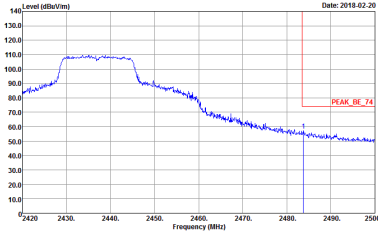
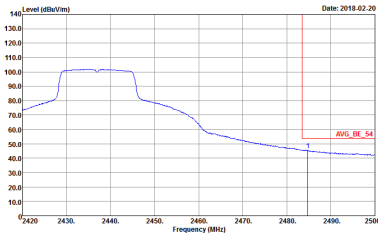


WIFI	2.4GHz 2400~2483.5MHz Band Edge @ 3m	
ANT	802.11g CH01 2412MHz	
1	Vertical	Fundamental
Peak	 <p>Site : 03CH11-HY Condition : PEAK_BE_74 3m HORN 91200-HF VERTICAL RBW:1000.000KHz VBW:3000.000KHz SWT:Auto Detector : Peak Project : 811726 Setting : 15.5</p>	 <p>Site : 03CH11-HY Condition : PEAK_74 3m HORN 91200-HF VERTICAL RBW:1000.000KHz VBW:3000.000KHz SWT:Auto Detector : Peak Project : 811726 Setting : 15.5</p>
Avg.	 <p>Site : 03CH11-HY Condition : AVG_BE_54 3m HORN 91200-HF VERTICAL RBW:1000.000KHz VBW:1000KHz SWT:Auto Detector : Peak Project : 811726 Setting : 15.5</p>	 <p>Site : 03CH11-HY Condition : AVG_54 3m HORN 91200-HF VERTICAL RBW:1000.000KHz VBW:1000KHz SWT:Auto Detector : Peak Project : 811726 Setting : 15.5</p>

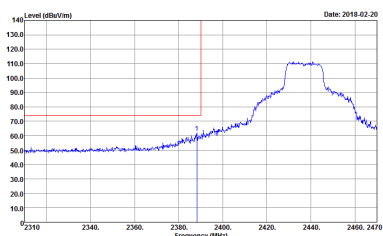
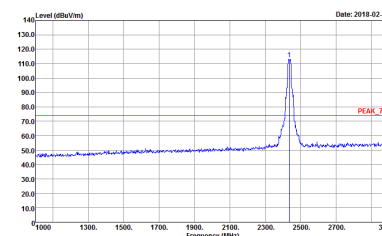
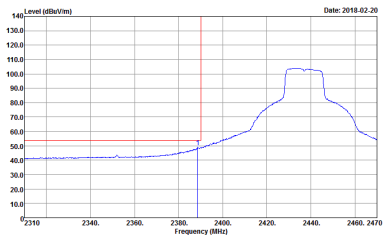
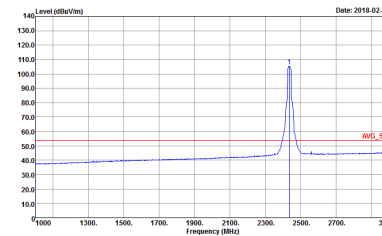


WIFI	2.4GHz 2400~2483.5MHz Band Edge @ 3m	
ANT	802.11g CH06 2437MHz - L	
1	Horizontal	Fundamental
Peak	 <p>Site : 03CH11-HY Condition : PEAK_BE_74 3m HORN 91200-HF HORIZONTAL RBW:1000.000KHz VBW:3000.000KHz SWT:Auto Detector : Peak Project : 811726 Setting : Z2</p>	 <p>Site : 03CH11-HY Condition : PEAK_74 3m HORN 91200-HF HORIZONTAL RBW:1000.000KHz VBW:3000.000KHz SWT:Auto Detector : Peak Project : 811726 Setting : Z2</p>
Avg.	 <p>Site : 03CH11-HY Condition : AVG_BE_54 3m HORN 91200-HF HORIZONTAL RBW:1000.000KHz VBW:1000KHz SWT:Auto Detector : Peak Project : 811726 Setting : Z2</p>	 <p>Site : 03CH11-HY Condition : AVG_54 3m HORN 91200-HF HORIZONTAL RBW:1000.000KHz VBW:1000KHz SWT:Auto Detector : Peak Project : 811726 Setting : Z2</p>

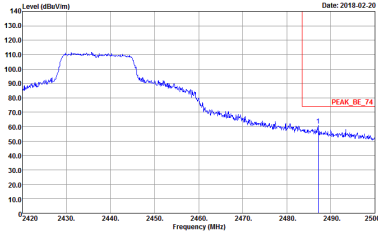
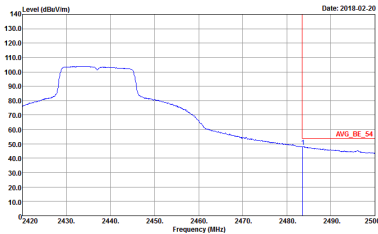


WIFI	2.4GHz 2400~2483.5MHz Band Edge @ 3m	
ANT	802.11g CH06 2437MHz - R	
1	Horizontal	Fundamental
<p>Peak</p>	 <p>Site : 03CH11-HY Condition : PEAK_BE_74 3m HORN 91200-HF HORIZONTAL RBW:1000.000kHz VBW:3000.000kHz SWF:Auto Detector : Peak Project : B11726 Setting : Z2</p>	<p>Left blank</p>
<p>Avg.</p>	 <p>Site : 03CH11-HY Condition : AVG_BE_54 3m HORN 91200-HF HORIZONTAL RBW:1000.000kHz VBW:1.000kHz SWF:Auto Detector : Peak Project : B11726 Setting : Z2</p>	<p>Left blank</p>

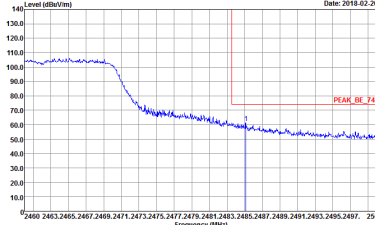
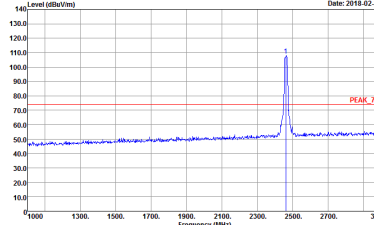
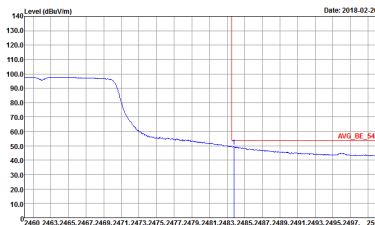
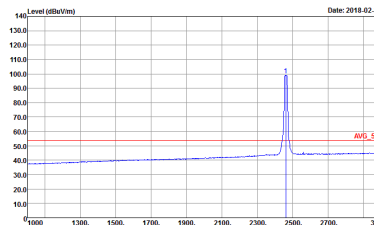


WIFI	2.4GHz 2400~2483.5MHz Band Edge @ 3m	
ANT	802.11g CH06 2437MHz - L	
1	Vertical	Fundamental
Peak	 <p>Site : 03CH11-HY Condition : PEAK_BE_74 3m HORN 91200-HF VERTICAL RBW:1000.000KHz VBW:3000.000KHz SWT:Auto Detector : Peak Project : 811726 Setting : Z2</p>	 <p>Site : 03CH11-HY Condition : PEAK_74 3m HORN 91200-HF VERTICAL RBW:1000.000KHz VBW:3000.000KHz SWT:Auto Detector : Peak Project : 811726 Setting : Z2</p>
Avg.	 <p>Site : 03CH11-HY Condition : AVG_BE_54 3m HORN 91200-HF VERTICAL RBW:1000.000KHz VBW:1000KHz SWT:Auto Detector : Peak Project : 811726 Setting : Z2</p>	 <p>Site : 03CH11-HY Condition : AVG_54 3m HORN 91200-HF VERTICAL RBW:1000.000KHz VBW:1000KHz SWT:Auto Detector : Peak Project : 811726 Setting : Z2</p>

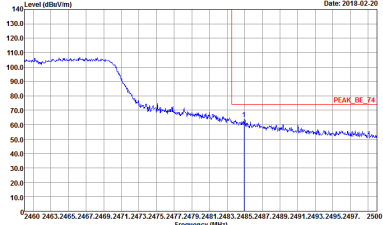
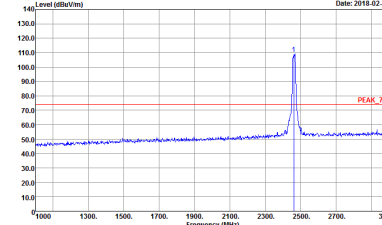
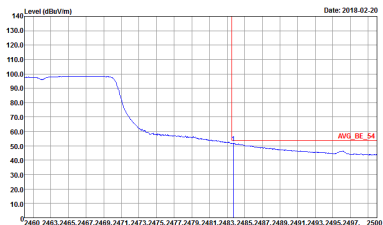
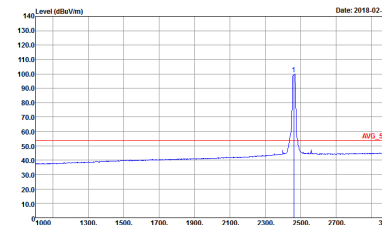


WIFI	2.4GHz 2400~2483.5MHz Band Edge @ 3m	
ANT	802.11g CH06 2437MHz - R	
1	Vertical	Fundamental
Peak	 <p>Site : 03CH11-HY Condition : PEAK_BE_74 3m HORN 91200-HF VERTICAL RBW:1000.000kHz VBW:3000.000kHz SWF:Auto Detector : Peak Project : B11726 Setting : Z2</p>	Left Blank
Avg.	 <p>Site : 03CH11-HY Condition : AVG_BE_54 3m HORN 91200-HF VERTICAL RBW:1000.000kHz VBW:1.000kHz SWF:Auto Detector : Peak Project : B11726 Setting : Z2</p>	Left Blank



WIFI	2.4GHz 2400~2483.5MHz Band Edge @ 3m	
ANT	802.11g CH11 2462MHz	
1	Horizontal	Fundamental
Peak	 <p>Site : 03CH11-HY Condition : PEAK_BE_74 3m HORN 91200-HF HORIZONTAL RBW:1000.000KHz VBW:3000.000KHz SWT:Auto Detector : Peak Project : 811726 Setting : 16</p>	 <p>Site : 03CH11-HY Condition : PEAK_74 3m HORN 91200-HF HORIZONTAL RBW:1000.000KHz VBW:3000.000KHz SWT:Auto Detector : Peak Project : 811726 Setting : 16</p>
Avg.	 <p>Site : 03CH11-HY Condition : AVG_BE_54 3m HORN 91200-HF HORIZONTAL RBW:1000.000KHz VBW:1000KHz SWT:Auto Detector : Peak Project : 811726 Setting : 16</p>	 <p>Site : 03CH11-HY Condition : AVG_54 3m HORN 91200-HF HORIZONTAL RBW:1000.000KHz VBW:1000KHz SWT:Auto Detector : Peak Project : 811726 Setting : 16</p>



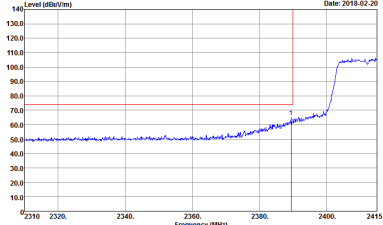
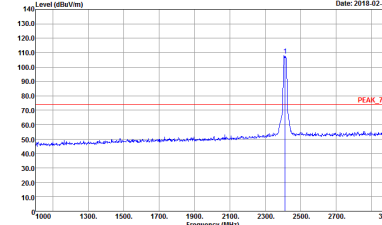
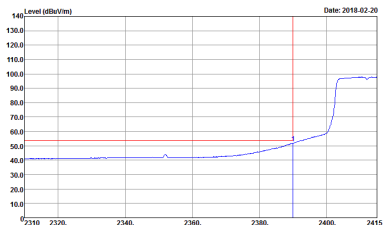
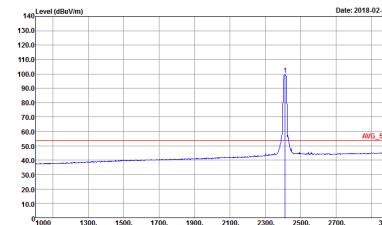
WIFI	2.4GHz 2400~2483.5MHz Band Edge @ 3m	
ANT	802.11g CH11 2462MHz	
1	Vertical	Fundamental
Peak	 <p>Site : 03CH11-HY Condition : PEAK_BE_74 3m HORN 91200-HF VERTICAL Detector : Peak Project : 811726 Setting : 16</p>	 <p>Site : 03CH11-HY Condition : PEAK_74 3m HORN 91200-HF VERTICAL Detector : Peak Project : 811726 Setting : 16</p>
Avg.	 <p>Site : 03CH11-HY Condition : AVG_BE_54 3m HORN 91200-HF VERTICAL Detector : Peak Project : 811726 Setting : 16</p>	 <p>Site : 03CH11-HY Condition : AVG_54 3m HORN 91200-HF VERTICAL Detector : Peak Project : 811726 Setting : 16</p>



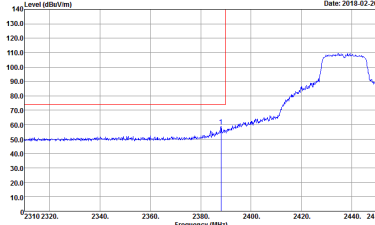
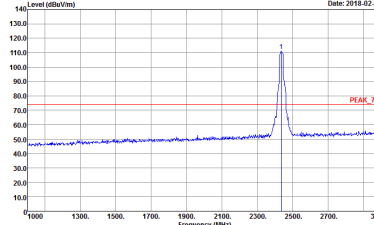
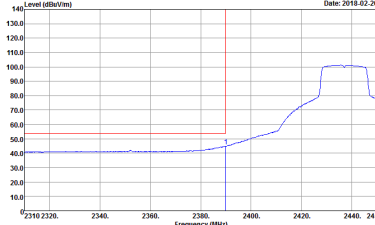
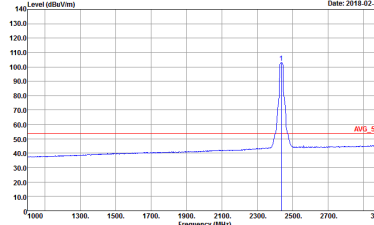
2.4GHz 2400~2483.5MHz
 WIFI 802.11ac VHT20 (Band Edge @ 3m)

WIFI	2.4GHz 2400~2483.5MHz Band Edge @ 3m	
ANT	802.11ac VHT20 CH01 2412MHz	
1	Horizontal	Fundamental
Peak	<p>Site : 03CH11-HY Condition : PEAK_BE_74 3m HORN 91200-HF HORIZONTAL : RBW:1000.000KHz VBW:3000.000KHz SWT:Auto Detector : Peak Project : 811726 Setting : 15.5</p>	<p>Site : 03CH11-HY Condition : PEAK_74 3m HORN 91200-HF HORIZONTAL : RBW:1000.000KHz VBW:3000.000KHz SWT:Auto Detector : Peak Project : 811726 Setting : 15.5</p>
Avg.	<p>Site : 03CH11-HY Condition : AVG_BE_54 3m HORN 91200-HF HORIZONTAL : RBW:1000.000KHz VBW:3.000KHz SWT:Auto Detector : Peak Project : 811726 Setting : 15.5</p>	<p>Site : 03CH11-HY Condition : AVG_54 3m HORN 91200-HF HORIZONTAL : RBW:1000.000KHz VBW:3.000KHz SWT:Auto Detector : Peak Project : 811726 Setting : 15.5</p>

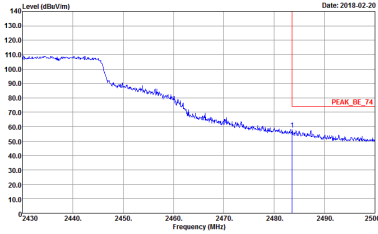
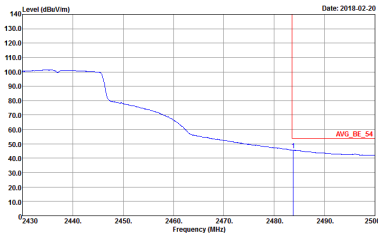


WIFI	2.4GHz 2400~2483.5MHz Band Edge @ 3m	
ANT	802.11ac VHT20 CH01 2412MHz	
1	Vertical	Fundamental
Peak	 <p>Site : 03CH11-HY Condition : PEAK_BE_74 3m HORN 91200-HF VERTICAL RBW:1000.000kHz VBW:3000.000kHz SWT:Auto Detector : Peak Project : 811726 Setting : 15.5</p>	 <p>Site : 03CH11-HY Condition : PEAK_74 3m HORN 91200-HF VERTICAL RBW:1000.000kHz VBW:3000.000kHz SWT:Auto Detector : Peak Project : 811726 Setting : 15.5</p>
Avg.	 <p>Site : 03CH11-HY Condition : AVG_BE_54 3m HORN 91200-HF VERTICAL RBW:1000.000kHz VBW:0.300kHz SWT:Auto Detector : Peak Project : 811726 Setting : 15.5</p>	 <p>Site : 03CH11-HY Condition : AVG_54 3m HORN 91200-HF VERTICAL RBW:1000.000kHz VBW:0.300kHz SWT:Auto Detector : Peak Project : 811726 Setting : 15.5</p>

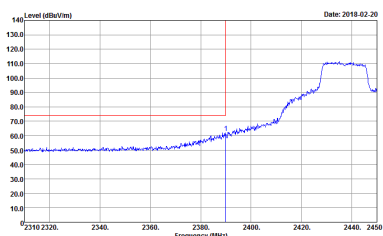
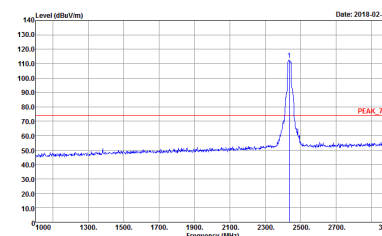
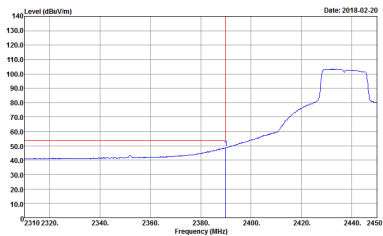
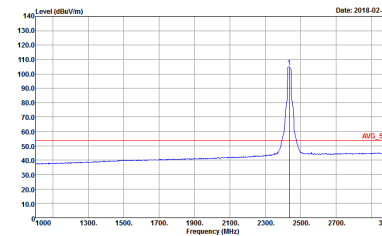


WIFI	2.4GHz 2400~2483.5MHz Band Edge @ 3m	
ANT	802.11ac VHT20 CH06 2437MHz - L	
1	Horizontal	Fundamental
Peak	 <p>Site : 03CH11-HY Condition : PEAK_BE_74 3m HORN 91200-HF HORIZONTAL Detector : Peak Project : 811726 Setting : Z2</p>	 <p>Site : 03CH11-HY Condition : PEAK_74 3m HORN 91200-HF HORIZONTAL Detector : Peak Project : 811726 Setting : Z2</p>
Avg.	 <p>Site : 03CH11-HY Condition : AVG_BE_54 3m HORN 91200-HF HORIZONTAL Detector : Peak Project : 811726 Setting : Z2</p>	 <p>Site : 03CH11-HY Condition : AVG_54 3m HORN 91200-HF HORIZONTAL Detector : Peak Project : 811726 Setting : Z2</p>

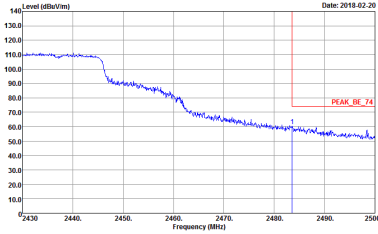
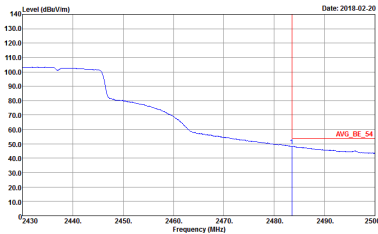


WIFI	2.4GHz 2400~2483.5MHz Band Edge @ 3m	
ANT	802.11ac VH20 CH06 2437MHz - R	
1	Horizontal	Fundamental
<p>Peak</p>	 <p>Site : 03CH11-HY Condition : PEAK_BE_74 3m HORN 91200-HF HORIZONTAL RBW:1000.000kHz VBW:3000.000kHz SWF:Auto Detector : Peak Project : B11726 Setting : Z2</p>	<p>Left blank</p>
<p>Avg.</p>	 <p>Site : 03CH11-HY Condition : AVG_BE_54 3m HORN 91200-HF HORIZONTAL RBW:1000.000kHz VBW:3.000kHz SWF:Auto Detector : Peak Project : B11726 Setting : Z2</p>	<p>Left blank</p>



WIFI	2.4GHz 2400~2483.5MHz Band Edge @ 3m	
ANT	802.11ac VH20 CH06 2437MHz - L	
1	Vertical	Fundamental
Peak	 <p>Site : 03CH11-HY Condition : PEAK_BE_74 3m HORN 91200-HF VERTICAL RBW:1000.000KHz VBW:3000.000KHz SWT:Auto Detector : Peak Project : 811726 Setting : Z2</p>	 <p>Site : 03CH11-HY Condition : PEAK_74 3m HORN 91200-HF VERTICAL RBW:1000.000KHz VBW:3000.000KHz SWT:Auto Detector : Peak Project : 811726 Setting : Z2</p>
Avg.	 <p>Site : 03CH11-HY Condition : AVG_BE_54 3m HORN 91200-HF VERTICAL RBW:1000.000KHz VBW:0.300KHz SWT:Auto Detector : Peak Project : 811726 Setting : Z2</p>	 <p>Site : 03CH11-HY Condition : AVG_54 3m HORN 91200-HF VERTICAL RBW:1000.000KHz VBW:0.300KHz SWT:Auto Detector : Peak Project : 811726 Setting : Z2</p>



WIFI	2.4GHz 2400~2483.5MHz Band Edge @ 3m	
ANT	802.11ac VH20 CH06 2437MHz - R	
1	Vertical	Fundamental
<p>Peak</p>	 <p>Site : 03CH11-HY Condition : PEAK_BE_74 3m HORN 91200-HF VERTICAL RBW:1000.000kHz VBW:3000.000kHz SWF:Auto Detector : Peak Project : B11726 Setting : Z2</p>	<p>Left blank</p>
<p>Avg.</p>	 <p>Site : 03CH11-HY Condition : AVG_BE_54 3m HORN 91200-HF VERTICAL RBW:1000.000kHz VBW:3.000kHz SWF:Auto Detector : Peak Project : B11726 Setting : Z2</p>	<p>Left blank</p>



WIFI	2.4GHz 2400~2483.5MHz Band Edge @ 3m	
ANT	802.11ac VH20 CH11 2462MHz	
1	Horizontal	Fundamental
Peak	<p>Site : 03CH11-HY Condition : PEAK_74 3m HORN 91200-HF HORIZONTAL RBW:1000.000KHz VBW:3000.000KHz SWT:Auto Detector : Peak Project : 811726 Setting : 16.5</p>	<p>Site : 03CH11-HY Condition : PEAK_BE_74 3m HORN 91200-HF HORIZONTAL RBW:1000.000KHz VBW:3000.000KHz SWT:Auto Detector : Peak Project : 811726 Setting : 16.5</p>
Avg.	<p>Site : 03CH11-HY Condition : AVG_54 3m HORN 91200-HF HORIZONTAL RBW:1000.000KHz VBW:0.300KHz SWT:Auto Detector : Peak Project : 811726 Setting : 16.5</p>	<p>Site : 03CH11-HY Condition : AVG_BE_54 3m HORN 91200-HF HORIZONTAL RBW:1000.000KHz VBW:0.300KHz SWT:Auto Detector : Peak Project : 811726 Setting : 16.5</p>



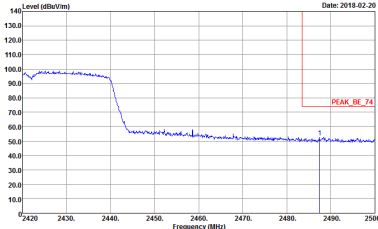
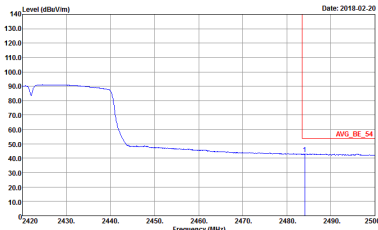
WIFI	2.4GHz 2400~2483.5MHz Band Edge @ 3m	
ANT	802.11ac VH20 CH11 2462MHz	
1	Vertical	Fundamental
Peak	<p>Site : 03CH11-HY Condition : PEAK_74 3m HORN 91200-HF VERTICAL RBW:1000.000KHz VBW:3000.000KHz SWT:Auto Detector : Peak Project : 811726 Setting : 16.5</p>	<p>Site : 03CH11-HY Condition : PEAK_BE_74 3m HORN 91200-HF VERTICAL RBW:1000.000KHz VBW:3000.000KHz SWT:Auto Detector : Peak Project : 811726 Setting : 16.5</p>
Avg.	<p>Site : 03CH11-HY Condition : AVG_54 3m HORN 91200-HF VERTICAL RBW:1000.000KHz VBW:0.300KHz SWT:Auto Detector : Peak Project : 811726 Setting : 16.5</p>	<p>Site : 03CH11-HY Condition : AVG_BE_54 3m HORN 91200-HF VERTICAL RBW:1000.000KHz VBW:0.300KHz SWT:Auto Detector : Peak Project : 811726 Setting : 16.5</p>



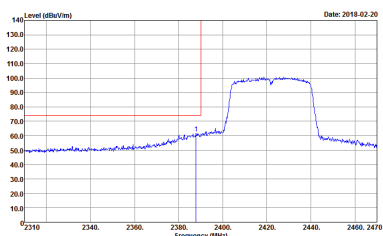
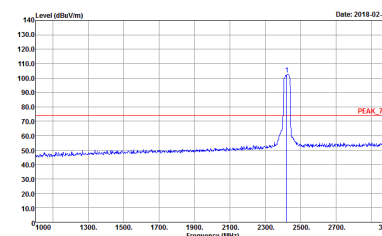
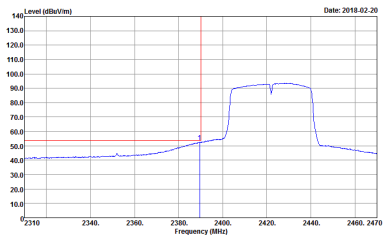
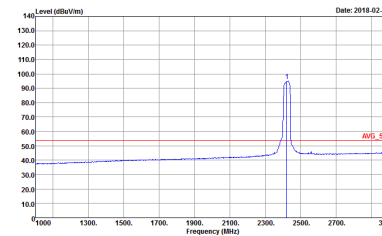
2.4GHz 2400~2483.5MHz
 WIFI 802.11ac VHT40 (Band Edge @ 3m)

WIFI	2.4GHz 2400~2483.5MHz Band Edge @ 3m	
ANT	802.11ac VH40 CH03 2422MHz - L	
1	Horizontal	Fundamental
Peak	<p>Site : 03CH11-HY Condition : PEAK_BE_74 3m HORN 91200-HF HORIZONTAL Detector : Peak Project : 811726 Setting : 14</p>	<p>Site : 03CH11-HY Condition : PEAK_74 3m HORN 91200-HF HORIZONTAL Detector : Peak Project : 811726 Setting : 14</p>
Avg.	<p>Site : 03CH11-HY Condition : AVG_BE_54 3m HORN 91200-HF HORIZONTAL Detector : Peak Project : 811726 Setting : 14</p>	<p>Site : 03CH11-HY Condition : AVG_54 3m HORN 91200-HF HORIZONTAL Detector : Peak Project : 811726 Setting : 14</p>

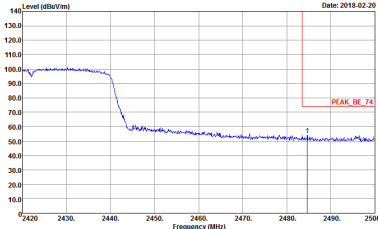
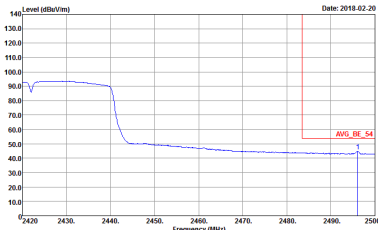


WIFI	2.4GHz 2400~2483.5MHz Band Edge @ 3m	
ANT	802.11ac VH40 CH03 2422MHz - R	
1	Horizontal	Fundamental
<p>Peak</p>	 <p>Site : 03CH11-HY Condition : PEAK_BE_74 3m HORN 91200-HF HORIZONTAL RBW:1000.000KHz VBW:3000.000KHz SWF:Auto Detector : Peak Project : B11726 Setting : 14</p>	<p>Left blank</p>
<p>Avg.</p>	 <p>Site : 03CH11-HY Condition : AVG_BE_54 3m HORN 91200-HF HORIZONTAL RBW:1000.000KHz VBW:1000KHz SWF:Auto Detector : Peak Project : B11726 Setting : 14</p>	<p>Left blank</p>

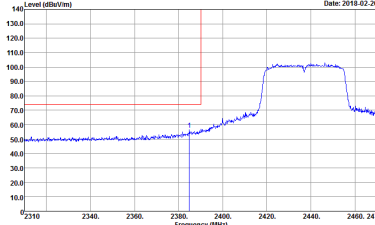
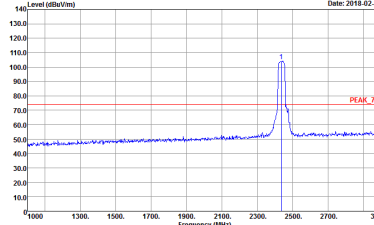
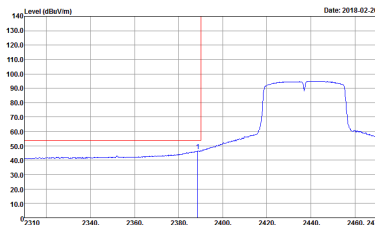
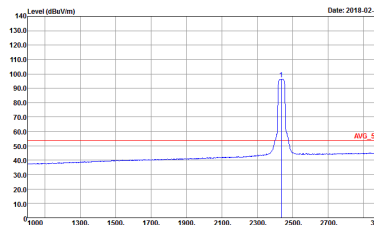


WIFI	2.4GHz 2400~2483.5MHz Band Edge @ 3m	
ANT	802.11ac VH40 CH03 2422MHz - L	
1	Vertical	Fundamental
Peak	 <p>Site : 03CH11-HY Condition : PEAK_BE_74 3m HORN 91200-HF VERTICAL RBW:1000.000KHz VBW:3000.000KHz SWT:Auto Detector : Peak Project : 811726 Setting : 14</p>	 <p>Site : 03CH11-HY Condition : PEAK_74 3m HORN 91200-HF VERTICAL RBW:1000.000KHz VBW:3000.000KHz SWT:Auto Detector : Peak Project : 811726 Setting : 14</p>
Avg.	 <p>Site : 03CH11-HY Condition : AVG_BE_54 3m HORN 91200-HF VERTICAL RBW:1000.000KHz VBW:1000KHz SWT:Auto Detector : Peak Project : 811726 Setting : 14</p>	 <p>Site : 03CH11-HY Condition : AVG_54 3m HORN 91200-HF VERTICAL RBW:1000.000KHz VBW:1000KHz SWT:Auto Detector : Peak Project : 811726 Setting : 14</p>

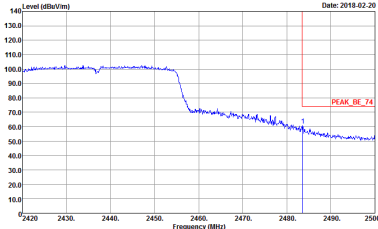
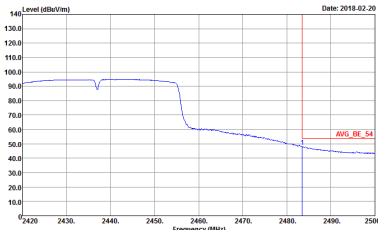


WIFI	2.4GHz 2400~2483.5MHz Band Edge @ 3m	
ANT	802.11ac VH40 CH03 2422MHz - R	
1	Vertical	Fundamental
<p>Peak</p>	 <p>Site : 03CH11-HY Condition : PEAK_BE_74 3m HORN 91200-HF VERTICAL RBW:1000.000KHz VBW:3000.000KHz SWF:Auto Detector : Peak Project : B11726 Setting : 14</p>	<p>Left blank</p>
<p>Avg.</p>	 <p>Site : 03CH11-HY Condition : AVG_BE_54 3m HORN 91200-HF VERTICAL RBW:1000.000KHz VBW:1000KHz SWF:Auto Detector : Peak Project : B11726 Setting : 14</p>	<p>Left blank</p>

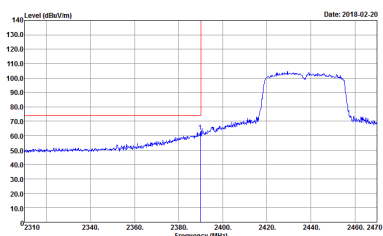
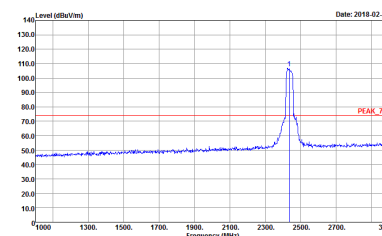
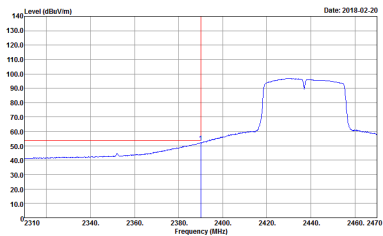
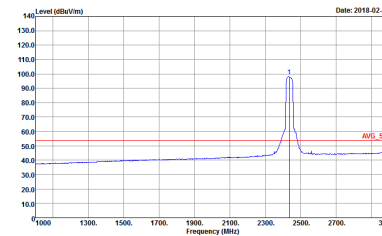


WIFI	2.4GHz 2400~2483.5MHz Band Edge @ 3m	
ANT	802.11ac VH40 CH06 2437MHz - L	
1	Horizontal	Fundamental
Peak	 <p>Site : 03CH11-HY Condition : PEAK_BE_74 3m HORN 91200-HF HORIZONTAL Detector : Peak Project : 811726 Setting : 17.5</p>	 <p>Site : 03CH11-HY Condition : PEAK_74 3m HORN 91200-HF HORIZONTAL Detector : Peak Project : 811726 Setting : 17.5</p>
Avg.	 <p>Site : 03CH11-HY Condition : AVG_BE_54 3m HORN 91200-HF HORIZONTAL Detector : Peak Project : 811726 Setting : 17.5</p>	 <p>Site : 03CH11-HY Condition : AVG_54 3m HORN 91200-HF HORIZONTAL Detector : Peak Project : 811726 Setting : 17.5</p>



WIFI	2.4GHz 2400~2483.5MHz Band Edge @ 3m	
ANT	802.11ac VH40 CH06 2437MHz - R	
1	Horizontal	Fundamental
<p>Peak</p>	 <p>Site : 03CH11-HY Condition : PEAK_BE_74 3m HORN 91200-HF HORIZONTAL RBW:1000.000kHz VBW:3000.000kHz SWF:Auto Detector : Peak Project : 811726 Setting : 17.5</p>	<p>Left blank</p>
<p>Avg.</p>	 <p>Site : 03CH11-HY Condition : AVG_BE_54 3m HORN 91200-HF HORIZONTAL RBW:1000.000kHz VBW:1.000kHz SWF:Auto Detector : Peak Project : 811726 Setting : 17.5</p>	<p>Left blank</p>



WIFI	2.4GHz 2400~2483.5MHz Band Edge @ 3m	
ANT	802.11ac VH40 CH06 2437MHz - L	
1	Vertical	Fundamental
Peak	 <p>Site : 03CH11-HY Condition : PEAK_BE_74 3m HORN 91200-HF VERTICAL RBW:1000.000KHz VBW:3000.000KHz SWT:Auto Detector : Peak Project : 811726 Setting : 17.5</p>	 <p>Site : 03CH11-HY Condition : PEAK_74 3m HORN 91200-HF VERTICAL RBW:1000.000KHz VBW:3000.000KHz SWT:Auto Detector : Peak Project : 811726 Setting : 17.5</p>
Avg.	 <p>Site : 03CH11-HY Condition : AVG_BE_54 3m HORN 91200-HF VERTICAL RBW:1000.000KHz VBW:1000KHz SWT:Auto Detector : Peak Project : 811726 Setting : 17.5</p>	 <p>Site : 03CH11-HY Condition : AVG_54 3m HORN 91200-HF VERTICAL RBW:1000.000KHz VBW:1000KHz SWT:Auto Detector : Peak Project : 811726 Setting : 17.5</p>

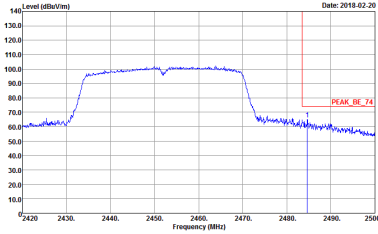
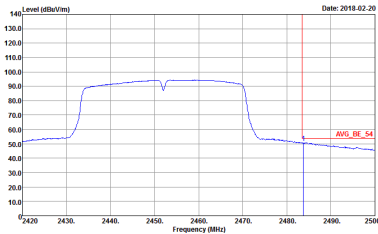


WIFI	2.4GHz 2400~2483.5MHz Band Edge @ 3m	
ANT	802.11ac VH40 CH06 2437MHz - R	
1	Vertical	Fundamental
Peak	<p>Site : 03CH11-HY Condition : PEAK_BE_74 3m HORN 91200-HF VERTICAL RBW:1000.000kHz VBW:3000.000kHz SWF:Auto Detector : Peak Project : 811726 Setting : 17.5</p>	Left blank
Avg.	<p>Site : 03CH11-HY Condition : AVG_BE_54 3m HORN 91200-HF VERTICAL RBW:1000.000kHz VBW:1.000kHz SWF:Auto Detector : Peak Project : 811726 Setting : 17.5</p>	Left blank

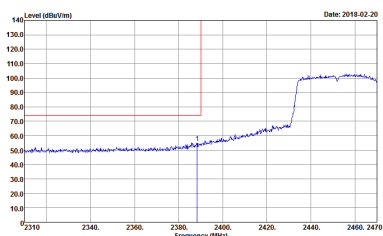
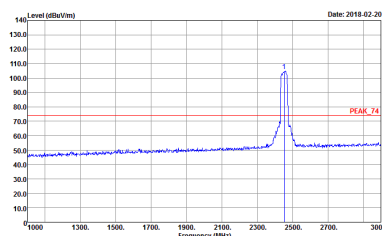
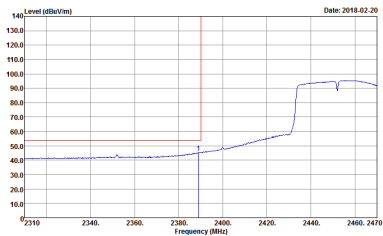
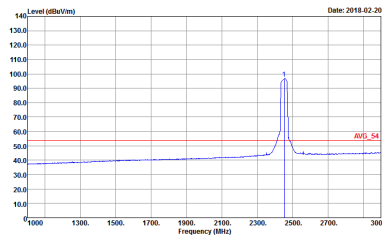


WIFI	2.4GHz 2400~2483.5MHz Band Edge @ 3m	
ANT	802.11ac VH40 CH09 2452MHz - L	
1	Horizontal	Fundamental
Peak	<p>Site : 03CH11-HY Condition : PEAK_BE_74 3m HORN 91200-HF HORIZONTAL Detector : Peak Project : 811726 Setting : 16</p>	<p>Site : 03CH11-HY Condition : PEAK_74 3m HORN 91200-HF HORIZONTAL Detector : Peak Project : 811726 Setting : 16</p>
Avg.	<p>Site : 03CH11-HY Condition : AVG_BE_54 3m HORN 91200-HF HORIZONTAL Detector : Peak Project : 811726 Setting : 16</p>	<p>Site : 03CH11-HY Condition : AVG_54 3m HORN 91200-HF HORIZONTAL Detector : Peak Project : 811726 Setting : 16</p>

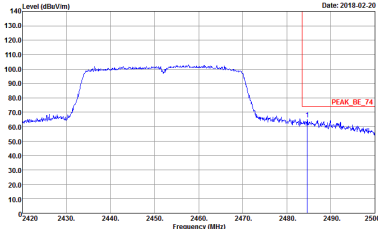
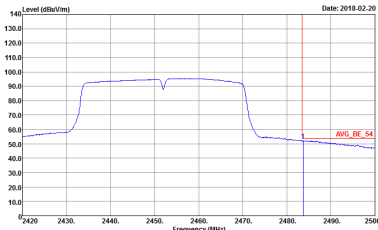


WIFI	2.4GHz 2400~2483.5MHz Band Edge @ 3m	
ANT	802.11ac VH40 CH09 2452MHz - R	
1	Horizontal	Fundamental
<p>Peak</p>	 <p>Site : 03CH11-HY Condition : PEAK_BE_74 3m HORN 91200-HF HORIZONTAL RBW:1000.000kHz VBW:3000.000kHz SWF:Auto Detector : Peak Project : 811726 Setting : 16</p>	<p>Left blank</p>
<p>Avg.</p>	 <p>Site : 03CH11-HY Condition : AVG_BE_54 3m HORN 91200-HF HORIZONTAL RBW:1000.000kHz VBW:1.000kHz SWF:Auto Detector : Peak Project : 811726 Setting : 16</p>	<p>Left blank</p>



WIFI	2.4GHz 2400~2483.5MHz Band Edge @ 3m	
ANT	802.11ac VH40 CH09 2452MHz - L	
1	Vertical	Fundamental
Peak	 <p>Site : 03CH11-HY Condition : PEAK_BE_74 3m HORN 91200-HF VERTICAL Detector : Peak Project : 811726 Setting : 16</p>	 <p>Site : 03CH11-HY Condition : PEAK_74 3m HORN 91200-HF VERTICAL Detector : Peak Project : 811726 Setting : 16</p>
Avg.	 <p>Site : 03CH11-HY Condition : AVG_BE_54 3m HORN 91200-HF VERTICAL Detector : Peak Project : 811726 Setting : 16</p>	 <p>Site : 03CH11-HY Condition : AVG_54 3m HORN 91200-HF VERTICAL Detector : Peak Project : 811726 Setting : 16</p>



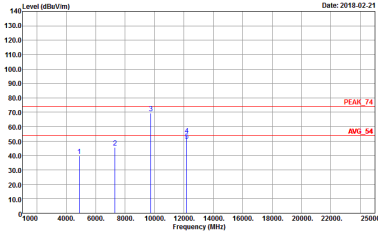
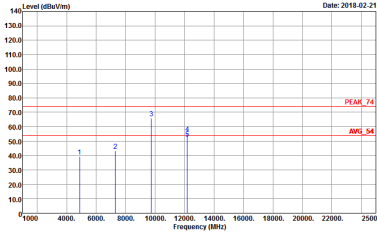
WIFI	2.4GHz 2400~2483.5MHz Band Edge @ 3m	
ANT	802.11ac VH40 CH09 2452MHz - R	
1	Vertical	Fundamental
Peak	 <p>Site : 03CH11-HY Condition : PEAK_BE_74 3m HORN 91200-HF VERTICAL RBW:1000.000kHz VBW:3000.000kHz SWF:Auto Detector : Peak Project : 811726 Setting : 16</p>	Left blank
Avg.	 <p>Site : 03CH11-HY Condition : AVG_BE_54 3m HORN 91200-HF VERTICAL RBW:1000.000kHz VBW:1.000kHz SWF:Auto Detector : Peak Project : 811726 Setting : 16</p>	Left blank



2.4GHz 2400~2483.5MHz
 WIFI 802.11b (Harmonic @ 3m)

WIFI	2.4GHz 2400~2483.5MHz Harmonic @ 3m	
ANT	802.11b CH01 2412MHz	
1	Horizontal	Vertical
Peak Avg.	<p>Site : 03CH11-1F Condition : PEAK_74 3m HORN 9120D-HF HORIZONTAL Project : 811726 Setting : 21</p>	<p>Site : 03CH11-1F Condition : PEAK_74 3m HORN 9120D-HF VERTICAL Project : 811726 Setting : 21</p>



WIFI	2.4GHz 2400~2483.5MHz Harmonic @ 3m	
ANT	802.11b CH06 2437MHz	
1	Horizontal	Vertical
<p>Peak</p> <p>Avg.</p>	 <p>Site : 03CH11-HY Condition : PEAK_74 3m HORN 9120D-HF HORIZONTAL Project : 811726</p>	 <p>Site : 03CH11-HY Condition : PEAK_74 3m HORN 9120D-HF VERTICAL Project : 811726</p>



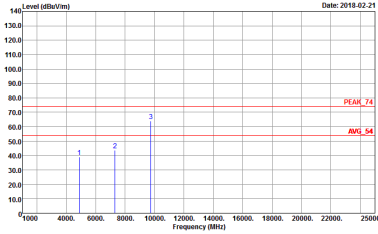
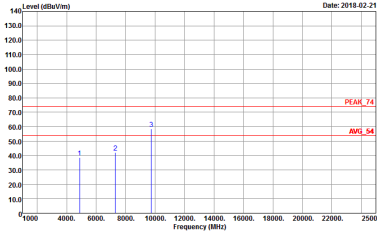
WIFI	2.4GHz 2400~2483.5MHz Harmonic @ 3m	
ANT	802.11b CH11 2462MHz	
1	Horizontal	Vertical
Peak Avg.	<p>Site : 03CH11-HY Condition : PEAK_74 3m HORN 9120D-HF HORIZONTAL Project : 811726</p>	<p>Site : 03CH11-HY Condition : PEAK_74 3m HORN 9120D-HF VERTICAL Project : 811726</p>



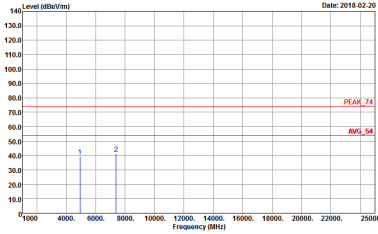
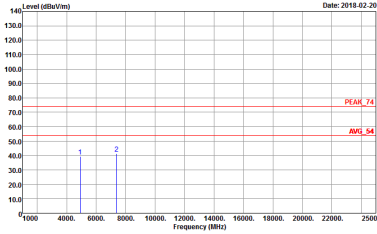
2.4GHz 2400~2483.5MHz
WIFI 802.11g (Harmonic @ 3m)

Table with 2 columns: Horizontal and Vertical. Each column contains a graph of Level (dBuV/m) vs Frequency (MHz) and associated site/condition/project information.



WIFI	2.4GHz 2400~2483.5MHz Harmonic @ 3m	
ANT	802.11g CH06 2437MHz	
1	Horizontal	Vertical
<p>Peak</p> <p>Avg.</p>	 <p>Site : 03CH11-HY Condition : PEAK_74 3m HORN 9120D-HF HORIZONTAL Project : 811726</p>	 <p>Site : 03CH11-HY Condition : PEAK_74 3m HORN 9120D-HF VERTICAL Project : 811726</p>



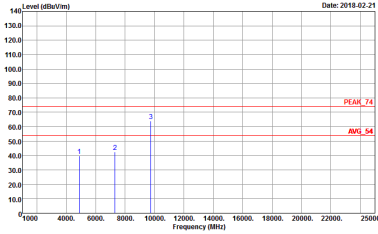
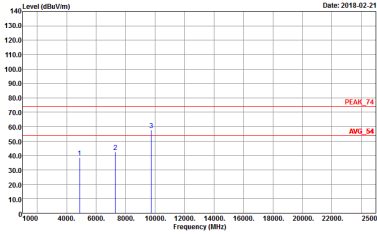
WIFI	2.4GHz 2400~2483.5MHz Harmonic @ 3m	
ANT	802.11g CH11 2462MHz	
1	Horizontal	Vertical
<p>Peak</p> <p>Avg.</p>	 <p>Site : 03CH11-HY Condition : PEAK_74 3m HORN 9120D-HF HORIZONTAL Project : 811726</p>	 <p>Site : 03CH11-HY Condition : PEAK_74 3m HORN 9120D-HF VERTICAL Project : 811726</p>



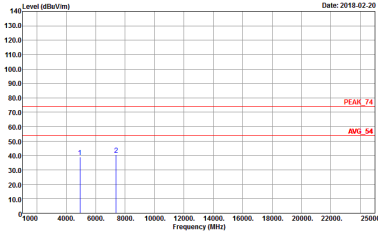
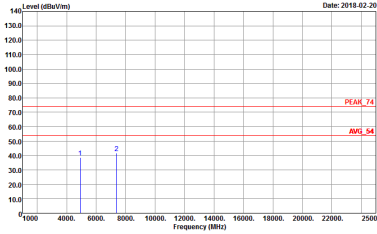
2.4GHz 2400~2483.5MHz
WIFI 802.11ac VHT20 (Harmonic @ 3m)

WIFI	2.4GHz 2400~2483.5MHz Harmonic @ 3m	
ANT	802.11ac VHT20 CH01 2412MHz	
1	Horizontal	Vertical
Peak Avg.	<p>Site : 03CH11-FY Condition : PEAK_74 3m HORN 9120D-HF HORIZONTAL Project : 811726</p>	<p>Site : 03CH11-FY Condition : PEAK_74 3m HORN 9120D-HF VERTICAL Project : 811726</p>



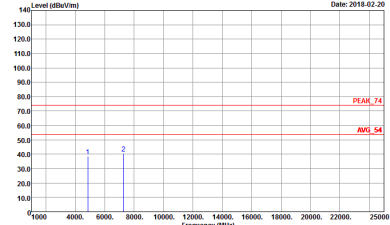
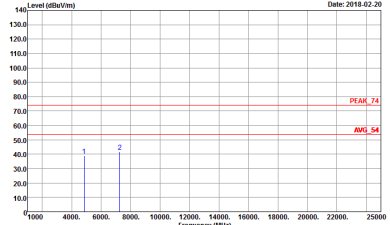
WIFI	2.4GHz 2400~2483.5MHz Harmonic @ 3m	
ANT	802.11ac VHT20 CH06 2437MHz	
1	Horizontal	Vertical
<p>Peak</p> <p>Avg.</p>	 <p>Site : 03CH11-HY Condition : PEAK_74 3m HORN 9120D-HF HORIZONTAL Project : 811726</p>	 <p>Site : 03CH11-HY Condition : PEAK_74 3m HORN 9120D-HF VERTICAL Project : 811726</p>



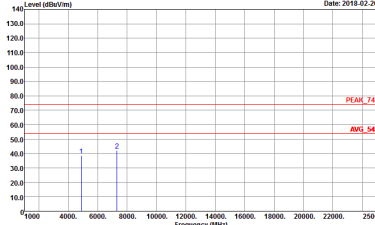
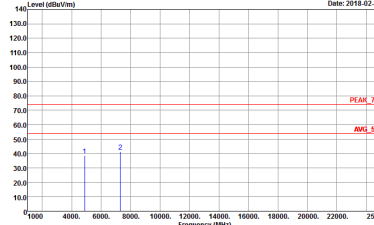
WIFI	2.4GHz 2400~2483.5MHz Harmonic @ 3m	
ANT	802.11ac VHT20 CH11 2462MHz	
1	Horizontal	Vertical
<p>Peak</p> <p>Avg.</p>	 <p>Site : 03CH11-HY Condition : PEAK_74 3m HORN 9120D-HF HORIZONTAL Project : 811726</p>	 <p>Site : 03CH11-HY Condition : PEAK_74 3m HORN 9120D-HF VERTICAL Project : 811726</p>



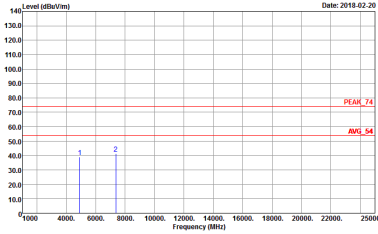
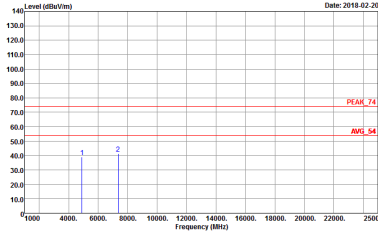
**2.4GHz 2400~2483.5MHz
WIFI 802.11ac VHT40 (Harmonic @ 3m)**

WIFI	2.4GHz 2400~2483.5MHz Harmonic @ 3m	
ANT	802.11ac VHT40 CH03 2422MHz	
1	Horizontal	Vertical
<p>Peak</p> <p>Avg.</p>	 <p>Site : 03CH11-FY Condition : PEAK_74 3m HORN 9120D-HF HORIZONTAL Project : 811726</p>	 <p>Site : 03CH11-FY Condition : PEAK_74 3m HORN 9120D-HF VERTICAL Project : 811726</p>



WIFI	2.4GHz 2400~2483.5MHz Harmonic @ 3m	
ANT	802.11ac VHT40 CH06 2437MHz	
1	Horizontal	Vertical
<p>Peak</p> <p>Avg.</p>	 <p>Site : 03CH11-HY Condition : PEAK_74 3m HORN 9120D-HF HORIZONTAL Project : 811726</p>	 <p>Site : 03CH11-HY Condition : PEAK_74 3m HORN 9120D-HF VERTICAL Project : 811726</p>



WIFI	2.4GHz 2400~2483.5MHz Harmonic @ 3m	
ANT	802.11ac VHT40 CH09 2452MHz	
1	Horizontal	Vertical
<p>Peak</p> <p>Avg.</p>	 <p>Site : 03CH11-HY Condition : PEAK_74 3m HORN 9120D-HF HORIZONTAL Project : 811726</p>	 <p>Site : 03CH11-HY Condition : PEAK_74 3m HORN 9120D-HF VERTICAL Project : 811726</p>



2.4GHz 2400~2483.5MHz

Emission below 1GHz

2.4GHz WIFI 802.11b (LF)

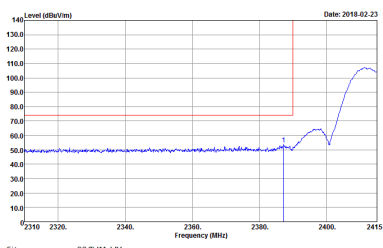
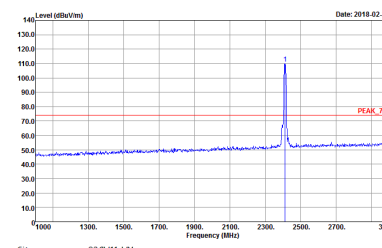
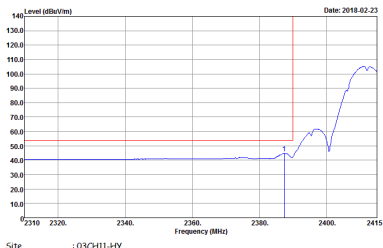
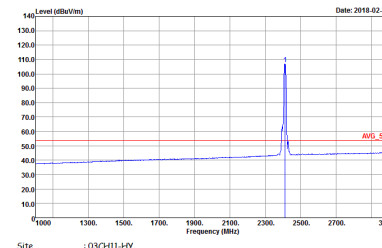
WIFI	2.4GHz 2400~2483.5MHz	
ANT	802.11b LF	
1	Horizontal	Vertical
QP / Peak	<p>Site : 03CH11-FY Condition : QP 3m BT-LOG 6111D-LF_ETC HORIZONTAL Detector : Peak Project : 811726</p>	<p>Site : 03CH11-FY Condition : QP 3m BT-LOG 6111D-LF_ETC VERTICAL Detector : Peak Project : 811726</p>



<CDD Mode>

2.4GHz 2400~2483.5MHz

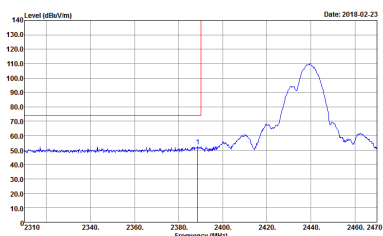
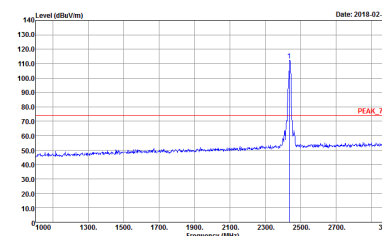
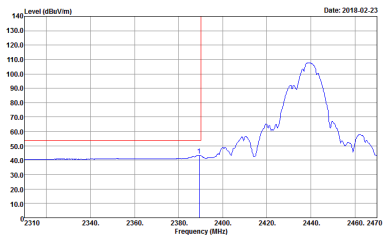
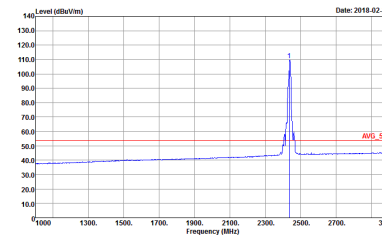
WIFI 802.11b (Band Edge @ 3m)

WIFI	2.4GHz 2400~2483.5MHz Band Edge @ 3m	
ANT	802.11b CH01 2412MHz	
1+2	Horizontal	Fundamental
Peak	 <p>Site : 03CH11-HY Condition : PEAK_BE_74 3m HORN 91200-HF HORIZONTAL Detector : Peak Project : 811726 Setting : 18</p>	 <p>Site : 03CH11-HY Condition : PEAK_74 3m HORN 91200-HF HORIZONTAL Detector : Peak Project : 811726 Setting : 18</p>
Avg.	 <p>Site : 03CH11-HY Condition : AVG_BE_54 3m HORN 91200-HF HORIZONTAL Detector : Peak Project : 811726 Setting : 18</p>	 <p>Site : 03CH11-HY Condition : AVG_54 3m HORN 91200-HF HORIZONTAL Detector : Peak Project : 811726 Setting : 18</p>

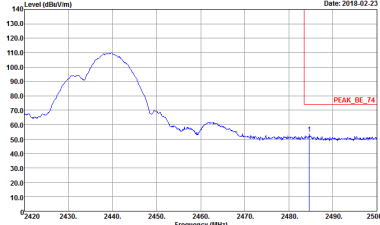



WIFI	2.4GHz 2400~2483.5MHz Band Edge @ 3m	
ANT	802.11b CH01 2412MHz	
1+2	Vertical	Fundamental
Peak	<p>Site : 03CH11-HY Condition : PEAK_BE_74 3m HORN 91200-HF VERTICAL RBW:1000.000KHz VBW:3000.000KHz SWT:Auto Detector : Peak Project : 811726 Setting : 18</p>	<p>Site : 03CH11-HY Condition : PEAK_74 3m HORN 91200-HF VERTICAL RBW:1000.000KHz VBW:3000.000KHz SWT:Auto Detector : Peak Project : 811726 Setting : 18</p>
Avg.	<p>Site : 03CH11-HY Condition : AVG_BE_54 3m HORN 91200-HF VERTICAL RBW:1000.000KHz VBW:0.010KHz SWT:Auto Detector : Peak Project : 811726 Setting : 18</p>	<p>Site : 03CH11-HY Condition : AVG_54 3m HORN 91200-HF VERTICAL RBW:1000.000KHz VBW:0.010KHz SWT:Auto Detector : Peak Project : 811726 Setting : 18</p>

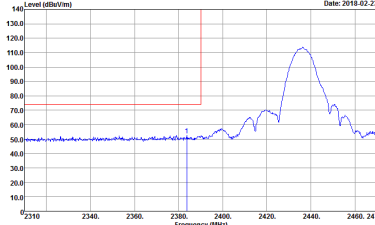
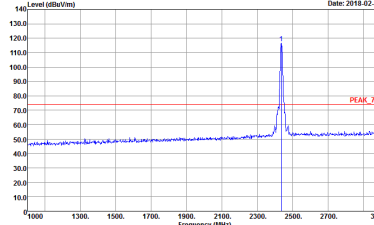

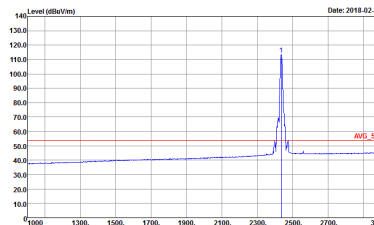


WIFI	2.4GHz 2400~2483.5MHz Band Edge @ 3m	
ANT	802.11b CH06 2437MHz - L	
1+2	Horizontal	Fundamental
Peak	 <p>Site : 03CH11-HY Condition : PEAK_BE_74 3m HORN 91200-HF HORIZONTAL RBW:1000.000KHz VBW:3000.000KHz SWT:Auto Detector : Peak Project : 811726 Setting : Z2</p>	 <p>Site : 03CH11-HY Condition : PEAK_74 3m HORN 91200-HF HORIZONTAL RBW:1000.000KHz VBW:3000.000KHz SWT:Auto Detector : Peak Project : 811726 Setting : Z2</p>
Avg.	 <p>Site : 03CH11-HY Condition : AVG_BE_54 3m HORN 91200-HF HORIZONTAL RBW:1000.000KHz VBW:0.010KHz SWT:Auto Detector : Peak Project : 811726 Setting : Z2</p>	 <p>Site : 03CH11-HY Condition : AVG_54 3m HORN 91200-HF HORIZONTAL RBW:1000.000KHz VBW:0.010KHz SWT:Auto Detector : Peak Project : 811726 Setting : Z2</p>

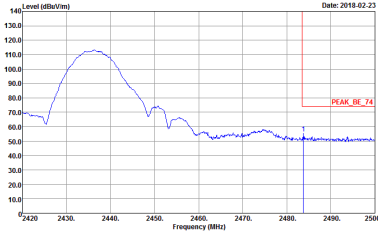
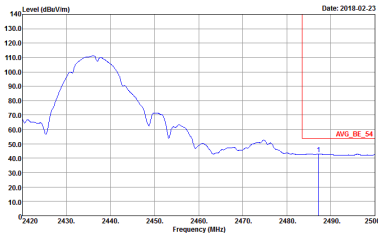


WIFI	2.4GHz 2400~2483.5MHz Band Edge @ 3m	
ANT	802.11b CH06 2437MHz - R	
1+2	Horizontal	Fundamental
<p>Peak</p>	 <p>Site : 03CH11-HY Condition : PEAK_BE_74 3m HORN 91200-HF HORIZONTAL RBW:1000.000kHz VBW:3000.000kHz SWF:Auto Detector : Peak Project : B11726 Setting : Z2</p>	<p>Left blank</p>
<p>Avg.</p>	 <p>Site : 03CH11-HY Condition : AVG_BE_54 3m HORN 91200-HF HORIZONTAL RBW:1000.000kHz VBW:0.010kHz SWF:Auto Detector : Peak Project : B11726 Setting : Z2</p>	<p>Left blank</p>

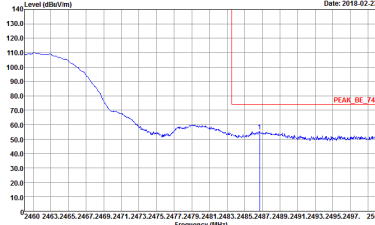
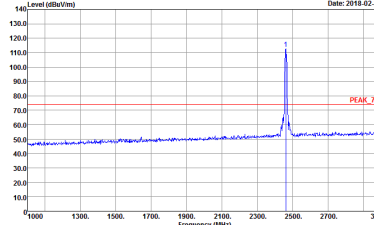
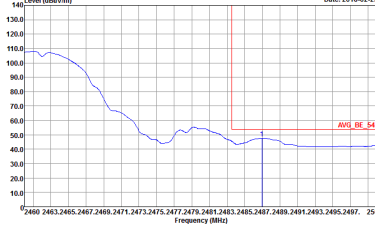
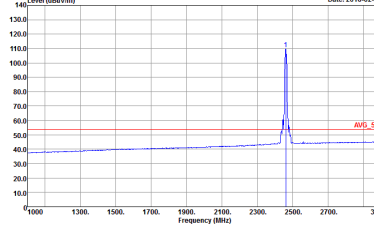


WIFI	2.4GHz 2400~2483.5MHz Band Edge @ 3m	
ANT	802.11b CH06 2437MHz - L	
1+2	Vertical	Fundamental
Peak	 <p>Site : 03CH11-HY Condition : PEAK_BE_74 3m HORN 91200-HF VERTICAL RBW:1000.000KHz VBW:3000.000KHz SWT:Auto Detector : Peak Project : 811726 Setting : Z2</p>	 <p>Site : 03CH11-HY Condition : PEAK_74 3m HORN 91200-HF VERTICAL RBW:1000.000KHz VBW:3000.000KHz SWT:Auto Detector : Peak Project : 811726 Setting : Z2</p>
Avg.	 <p>Site : 03CH11-HY Condition : AVG_BE_54 3m HORN 91200-HF VERTICAL RBW:1000.000KHz VBW:0.010KHz SWT:Auto Detector : Peak Project : 811726 Setting : Z2</p>	 <p>Site : 03CH11-HY Condition : AVG_54 3m HORN 91200-HF VERTICAL RBW:1000.000KHz VBW:0.010KHz SWT:Auto Detector : Peak Project : 811726 Setting : Z2</p>

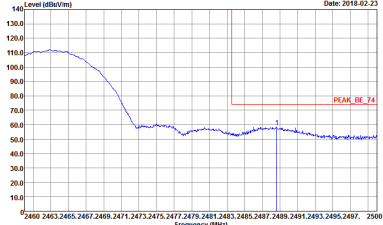
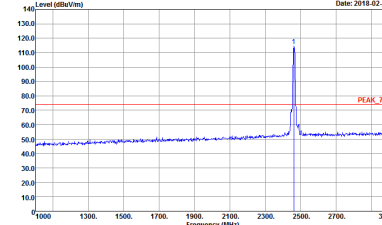
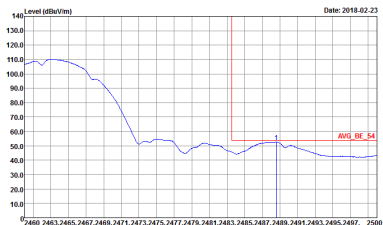
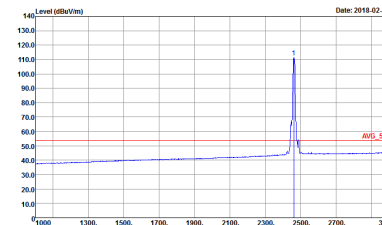


WIFI	2.4GHz 2400~2483.5MHz Band Edge @ 3m	
ANT	802.11b CH06 2437MHz - R	
1+2	Vertical	Fundamental
<p>Peak</p>	 <p>Site : 03CH11-HY Condition : PEAK_BE_74 3m HORN 91200-HF VERTICAL RBW:1000.000kHz VBW:3000.000kHz SWF:Auto Detector : Peak Project : B11726 Setting : Z2</p>	<p>Left blank</p>
<p>Avg.</p>	 <p>Site : 03CH11-HY Condition : AVG_BE_54 3m HORN 91200-HF VERTICAL RBW:1000.000kHz VBW:0.010kHz SWF:Auto Detector : Peak Project : B11726 Setting : Z2</p>	<p>Left blank</p>



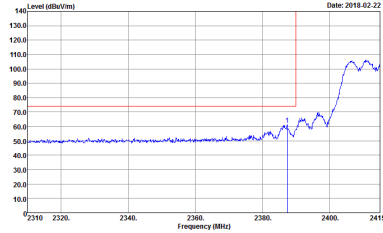
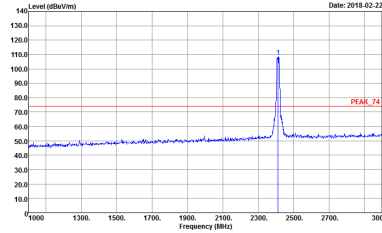
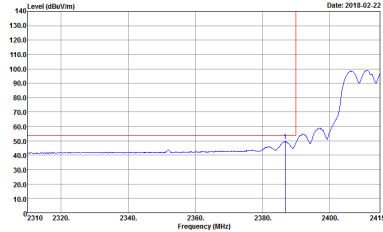
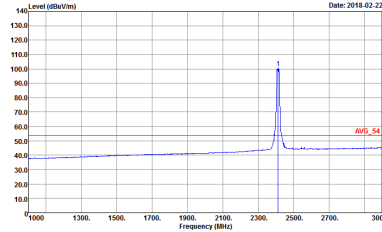
WIFI	2.4GHz 2400~2483.5MHz Band Edge @ 3m	
ANT	802.11b CH11 2462MHz	
1+2	Horizontal	Fundamental
<p>Peak</p>	 <p>Site : 03CH11-HY Condition : PEAK_BE_74 3m HORN 91200-HF HORIZONTAL RBW:1000.000KHz VBW:3000.000KHz SWT:Auto Detector : Peak Project : 811726 Setting : 18.5</p>	 <p>Site : 03CH11-HY Condition : PEAK_74 3m HORN 91200-HF HORIZONTAL RBW:1000.000KHz VBW:3000.000KHz SWT:Auto Detector : Peak Project : 811726 Setting : 18.5</p>
<p>Avg.</p>	 <p>Site : 03CH11-HY Condition : AVG_BE_54 3m HORN 91200-HF HORIZONTAL RBW:1000.000KHz VBW:0.010KHz SWT:Auto Detector : Peak Project : 811726 Setting : 18.5</p>	 <p>Site : 03CH11-HY Condition : AVG_54 3m HORN 91200-HF HORIZONTAL RBW:1000.000KHz VBW:0.010KHz SWT:Auto Detector : Peak Project : 811726 Setting : 18.5</p>




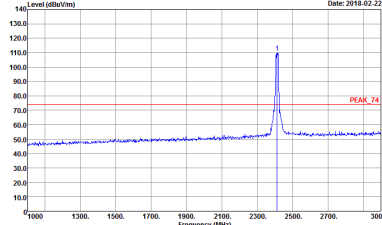
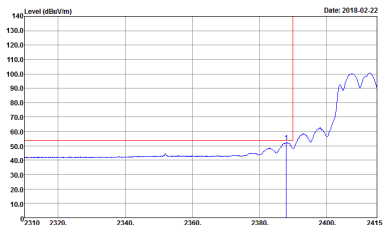
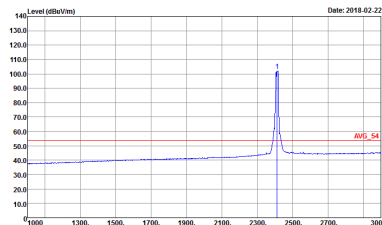
WIFI	2.4GHz 2400~2483.5MHz Band Edge @ 3m	
ANT	802.11b CH11 2462MHz	
1+2	Vertical	Fundamental
Peak	 <p>Site : 03CH11-HY Condition : PEAK_BE_74 3m HORN 91200-HF VERTICAL RBW:1000.000KHz VBW:3000.000KHz SWT:Auto Detector : Peak Project : 811726 Setting : 18.5</p>	 <p>Site : 03CH11-HY Condition : PEAK_74 3m HORN 91200-HF VERTICAL RBW:1000.000KHz VBW:3000.000KHz SWT:Auto Detector : Peak Project : 811726 Setting : 18.5</p>
Avg.	 <p>Site : 03CH11-HY Condition : AVG_BE_54 3m HORN 91200-HF VERTICAL RBW:1000.000KHz VBW:0.010KHz SWT:Auto Detector : Peak Project : 811726 Setting : 18.5</p>	 <p>Site : 03CH11-HY Condition : AVG_54 3m HORN 91200-HF VERTICAL RBW:1000.000KHz VBW:0.010KHz SWT:Auto Detector : Peak Project : 811726 Setting : 18.5</p>



2.4GHz 2400~2483.5MHz
WIFI 802.11g (Band Edge @ 3m)

WIFI	2.4GHz 2400~2483.5MHz Band Edge @ 3m	
ANT	802.11g CH01 2412MHz	
1+2	Horizontal	Fundamental
Peak	 <p>Site : 03CH11-HY Condition : PEAK_BE_74 3m HORN 91200-HF HORIZONTAL Detector : Peak Project : 811726 Setting : 14</p>	 <p>Site : 03CH11-HY Condition : PEAK_74 3m HORN 91200-HF HORIZONTAL Detector : Peak Project : 811726 Setting : 14</p>
Avg.	 <p>Site : 03CH11-HY Condition : AVG_BE_54 3m HORN 91200-HF HORIZONTAL Detector : Peak Project : 811726 Setting : 14</p>	 <p>Site : 03CH11-HY Condition : AVG_54 3m HORN 91200-HF HORIZONTAL Detector : Peak Project : 811726 Setting : 14</p>


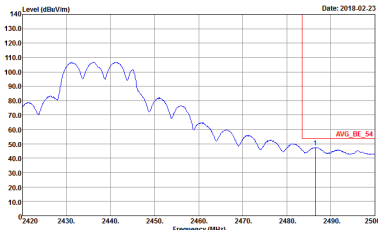


WIFI	2.4GHz 2400~2483.5MHz Band Edge @ 3m	
ANT	802.11g CH01 2412MHz	
1+2	Vertical	Fundamental
Peak	 <p>Site : 03CH11-HY Condition : PEAK_BE_74 3m HORN 91200-HF VERTICAL RBW:1000.000KHz VBW:3000.000KHz SWT:Auto Detector : Peak Project : 811726 Setting : 14</p>	 <p>Site : 03CH11-HY Condition : PEAK_74 3m HORN 91200-HF VERTICAL RBW:1000.000KHz VBW:3000.000KHz SWT:Auto Detector : Peak Project : 811726 Setting : 14</p>
Avg.	 <p>Site : 03CH11-HY Condition : AVG_BE_54 3m HORN 91200-HF VERTICAL RBW:1000.000KHz VBW:1000KHz SWT:Auto Detector : Peak Project : 811726 Setting : 14</p>	 <p>Site : 03CH11-HY Condition : AVG_54 3m HORN 91200-HF VERTICAL RBW:1000.000KHz VBW:1000KHz SWT:Auto Detector : Peak Project : 811726 Setting : 14</p>

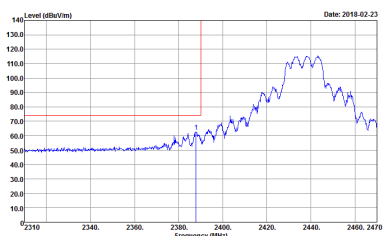
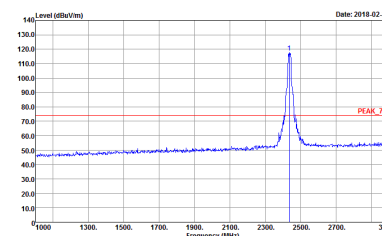
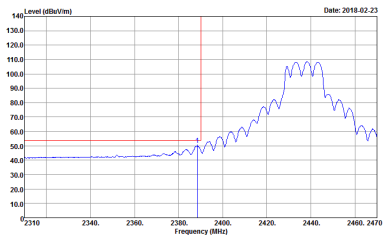
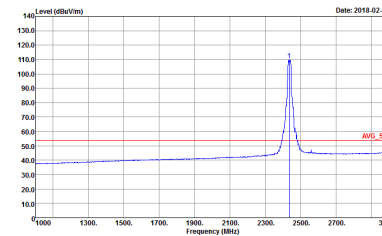


WIFI	2.4GHz 2400~2483.5MHz Band Edge @ 3m	
ANT	802.11g CH06 2437MHz - L	
1+2	Horizontal	Fundamental
Peak	<p>Site : 03CH11-HY Condition : PEAK_BE_74 3m HORN 91200-HF HORIZONTAL RBW:1000.000KHz VBW:3000.000KHz SWT:Auto Detector : Peak Project : 811726 Setting : Z1</p>	<p>Site : 03CH11-HY Condition : PEAK_74 3m HORN 91200-HF HORIZONTAL RBW:1000.000KHz VBW:3000.000KHz SWT:Auto Detector : Peak Project : 811726 Setting : Z1</p>
Avg.	<p>Site : 03CH11-HY Condition : AVG_BE_54 3m HORN 91200-HF HORIZONTAL RBW:1000.000KHz VBW:1000KHz SWT:Auto Detector : Peak Project : 811726 Setting : Z1</p>	<p>Site : 03CH11-HY Condition : AVG_54 3m HORN 91200-HF HORIZONTAL RBW:1000.000KHz VBW:1000KHz SWT:Auto Detector : Peak Project : 811726 Setting : Z1</p>


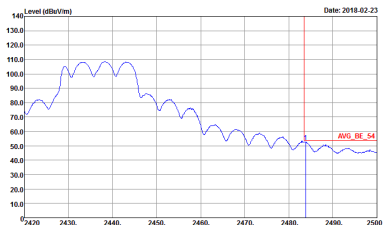


WIFI	2.4GHz 2400~2483.5MHz Band Edge @ 3m	
ANT	802.11g CH06 2437MHz - R	
1+2	Horizontal	Fundamental
<p>Peak</p>	 <p>Site : 03CH11-HY Condition : PEAK_BE_74 3m HORN 91200-HF HORIZONTAL RBW:1000.000kHz VBW:3000.000kHz SWF:Auto Detector : Peak Project : 811726 Setting : Z1</p>	<p>Left blank</p>
<p>Avg.</p>	 <p>Site : 03CH11-HY Condition : AVG_BE_54 3m HORN 91200-HF HORIZONTAL RBW:1000.000kHz VBW:1.000kHz SWF:Auto Detector : Peak Project : 811726 Setting : Z1</p>	<p>Left blank</p>

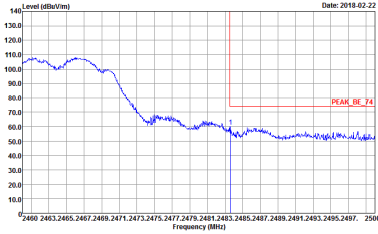
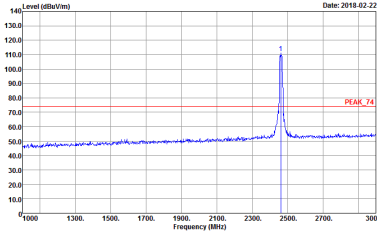
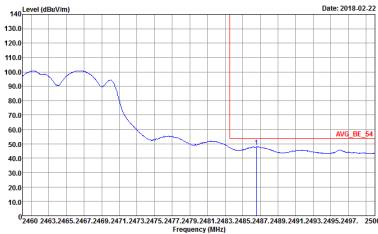
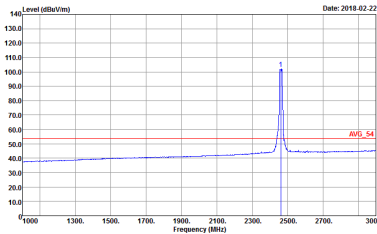


WIFI	2.4GHz 2400~2483.5MHz Band Edge @ 3m	
ANT	802.11g CH06 2437MHz - L	
1+2	Vertical	Fundamental
Peak	 <p>Site : 03CH11-HY Condition : PEAK_BE_74 3m HORN 91200-HF VERTICAL RBW:1000.000KHz VBW:3000.000KHz SWT:Auto Detector : Peak Project : 811726 Setting : Z1</p>	 <p>Site : 03CH11-HY Condition : PEAK_74 3m HORN 91200-HF VERTICAL RBW:1000.000KHz VBW:3000.000KHz SWT:Auto Detector : Peak Project : 811726 Setting : Z1</p>
Avg.	 <p>Site : 03CH11-HY Condition : AVG_BE_54 3m HORN 91200-HF VERTICAL RBW:1000.000KHz VBW:1000KHz SWT:Auto Detector : Peak Project : 811726 Setting : Z1</p>	 <p>Site : 03CH11-HY Condition : AVG_54 3m HORN 91200-HF VERTICAL RBW:1000.000KHz VBW:1000KHz SWT:Auto Detector : Peak Project : 811726 Setting : Z1</p>

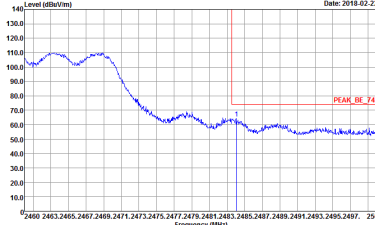
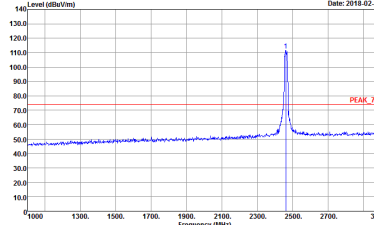
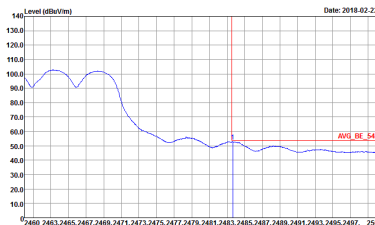
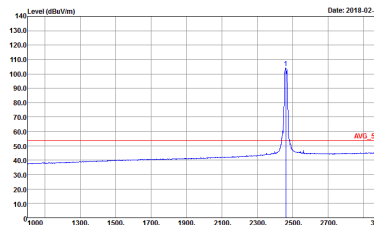


WIFI	2.4GHz 2400~2483.5MHz Band Edge @ 3m	
ANT	802.11g CH06 2437MHz - R	
1+2	Vertical	Fundamental
<p>Peak</p>	 <p>Site : 03CH11-HY Condition : PEAK_BE_74 3m HORN 91200-HF VERTICAL RBW:1000.000KHz VBW:3000.000KHz SWF:Auto Detector : Peak Project : B11726 Setting : Z1</p>	<p>Left Blank</p>
<p>Avg.</p>	 <p>Site : 03CH11-HY Condition : AVG_BE_54 3m HORN 91200-HF VERTICAL RBW:1000.000KHz VBW:1.000KHz SWF:Auto Detector : Peak Project : B11726 Setting : Z1</p>	<p>Left Blank</p>



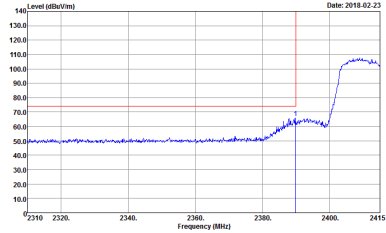
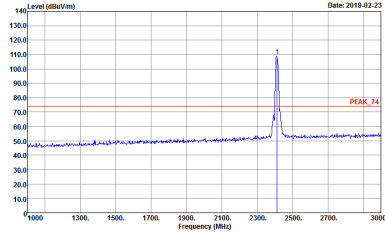
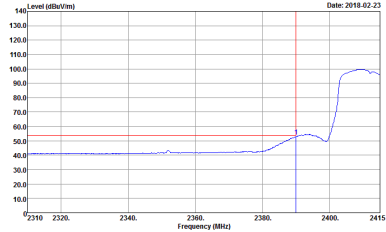
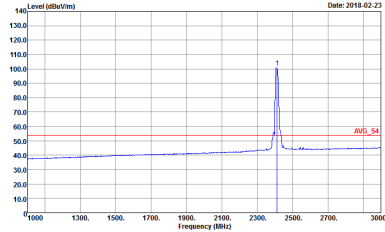
WIFI	2.4GHz 2400~2483.5MHz Band Edge @ 3m	
ANT	802.11g CH11 2462MHz	
1+2	Horizontal	Fundamental
Peak	 <p>Site : 03CH11-HY Condition : PEAK_BE_74 3m HORN 91200-HF HORIZONTAL RBW:1000.000KHz VBW:3000.000KHz SWT:Auto Detector : Peak Project : 811726 Setting : 14.5</p>	 <p>Site : 03CH11-HY Condition : PEAK_74 3m HORN 91200-HF HORIZONTAL RBW:1000.000KHz VBW:3000.000KHz SWT:Auto Detector : Peak Project : 811726 Setting : 14.5</p>
Avg.	 <p>Site : 03CH11-HY Condition : AVG_BE_54 3m HORN 91200-HF HORIZONTAL RBW:1000.000KHz VBW:1000KHz SWT:Auto Detector : Peak Project : 811726 Setting : 14.5</p>	 <p>Site : 03CH11-HY Condition : AVG_54 3m HORN 91200-HF HORIZONTAL RBW:1000.000KHz VBW:1000KHz SWT:Auto Detector : Peak Project : 811726 Setting : 14.5</p>



WIFI	2.4GHz 2400~2483.5MHz Band Edge @ 3m	
ANT	802.11g CH11 2462MHz	
1+2	Vertical	Fundamental
Peak	 <p>Site : 03CH11-HY Condition : PEAK_BE_74 3m HORN 91200-HF VERTICAL Detector : Peak Project : 811726 Setting : 14.5</p>	 <p>Site : 03CH11-HY Condition : PEAK_74 3m HORN 91200-HF VERTICAL Detector : Peak Project : 811726 Setting : 14.5</p>
Avg.	 <p>Site : 03CH11-HY Condition : AVG_BE_54 3m HORN 91200-HF VERTICAL Detector : Peak Project : 811726 Setting : 14.5</p>	 <p>Site : 03CH11-HY Condition : AVG_54 3m HORN 91200-HF VERTICAL Detector : Peak Project : 811726 Setting : 14.5</p>



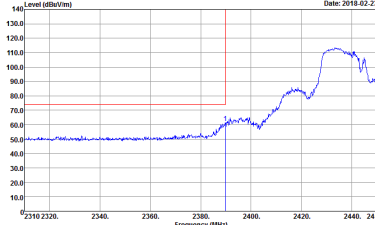
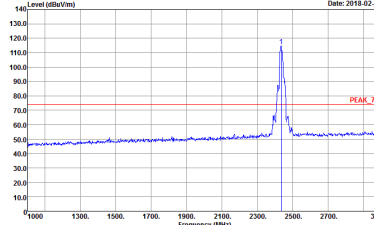
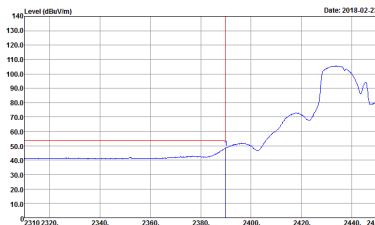
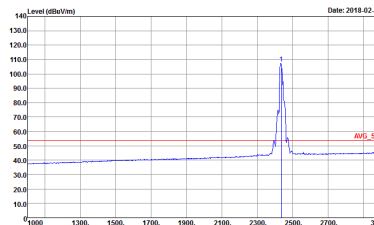
2.4GHz 2400~2483.5MHz
 WIFI 802.11ac VHT20 (Band Edge @ 3m)

WIFI	2.4GHz 2400~2483.5MHz Band Edge @ 3m	
ANT	802.11ac VHT20 CH01 2412MHz	
1+2	Horizontal	Fundamental
Peak	 <p>Site : 03CH11-HY Condition : PEAK_BE_74 3m HORN 9120D-HF HORIZONTAL Detector : Peak Project : 811726 Setting : 15</p>	 <p>Site : 03CH11-HY Condition : PEAK_74 3m HORN 9120D-HF HORIZONTAL Detector : Peak Project : 811726 Setting : 15</p>
Avg.	 <p>Site : 03CH11-HY Condition : AVG_BE_54 3m HORN 9120D-HF HORIZONTAL Detector : Peak Project : 811726 Setting : 15</p>	 <p>Site : 03CH11-HY Condition : AVG_54 3m HORN 9120D-HF HORIZONTAL Detector : Peak Project : 811726 Setting : 15</p>

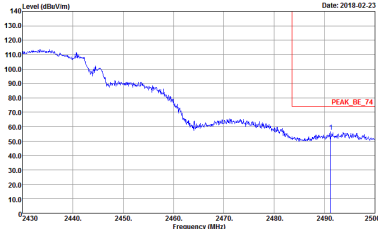
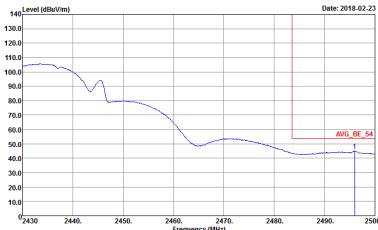


WIFI	2.4GHz 2400~2483.5MHz Band Edge @ 3m	
ANT	802.11ac VHT20 CH01 2412MHz	
1+2	Vertical	Fundamental
Peak	<p>Site : 03CH11-HY Condition : PEAK_BE_74 3m HORN 91200-HF VERTICAL RBW:1000.000kHz VBW:3000.000kHz SWT:Auto Detector : Peak Project : 811726 Setting : 15</p>	<p>Site : 03CH11-HY Condition : PEAK_74 3m HORN 91200-HF VERTICAL RBW:1000.000kHz VBW:3000.000kHz SWT:Auto Detector : Peak Project : 811726 Setting : 15</p>
Avg.	<p>Site : 03CH11-HY Condition : AVG_BE_54 3m HORN 91200-HF VERTICAL RBW:1000.000kHz VBW:0.300kHz SWT:Auto Detector : Peak Project : 811726 Setting : 15</p>	<p>Site : 03CH11-HY Condition : AVG_54 3m HORN 91200-HF VERTICAL RBW:1000.000kHz VBW:0.300kHz SWT:Auto Detector : Peak Project : 811726 Setting : 15</p>



WIFI	2.4GHz 2400~2483.5MHz Band Edge @ 3m	
ANT	802.11ac VHT20 CH06 2437MHz - L	
1+2	Horizontal	Fundamental
Peak	 <p>Site : 03CH11-HY Condition : PEAK_BE_74 3m HORN 91200-HF HORIZONTAL RBW:1000.000kHz VBW:3000.000kHz SWT:Auto Detector : Peak Project : 811726 Setting : Z1</p>	 <p>Site : 03CH11-HY Condition : PEAK_74 3m HORN 91200-HF HORIZONTAL RBW:1000.000kHz VBW:3000.000kHz SWT:Auto Detector : Peak Project : 811726 Setting : Z1</p>
Avg.	 <p>Site : 03CH11-HY Condition : AVG_BE_54 3m HORN 91200-HF HORIZONTAL RBW:1000.000kHz VBW:0.300kHz SWT:Auto Detector : Peak Project : 811726 Setting : Z1</p>	 <p>Site : 03CH11-HY Condition : AVG_54 3m HORN 91200-HF HORIZONTAL RBW:1000.000kHz VBW:0.300kHz SWT:Auto Detector : Peak Project : 811726 Setting : Z1</p>

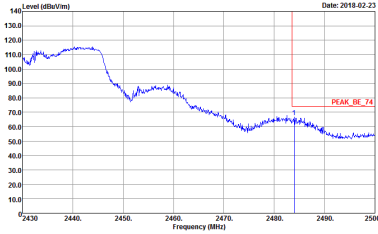
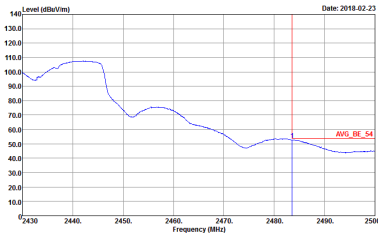


WIFI	2.4GHz 2400~2483.5MHz Band Edge @ 3m	
ANT	802.11ac VH20 CH06 2437MHz - R	
1+2	Horizontal	Fundamental
<p>Peak</p>	 <p>Site : 03CH11-HY Condition : PEAK_BE_74 3m HORN 91200-HF HORIZONTAL RBW:1000.000kHz VBW:3000.000kHz SWF:Auto Detector : Peak Project : B11726 Setting : Z1</p>	<p>Left blank</p>
<p>Avg.</p>	 <p>Site : 03CH11-HY Condition : AVG_BE_54 3m HORN 91200-HF HORIZONTAL RBW:1000.000kHz VBW:3.000kHz SWF:Auto Detector : Peak Project : B11726 Setting : Z1</p>	<p>Left blank</p>

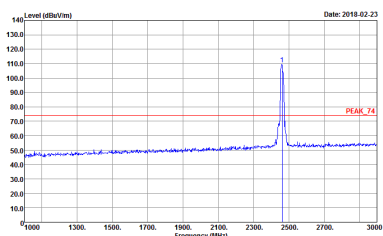
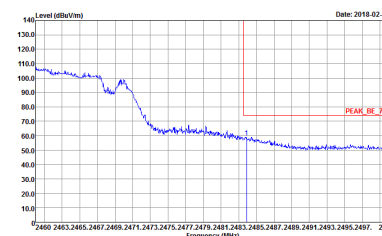
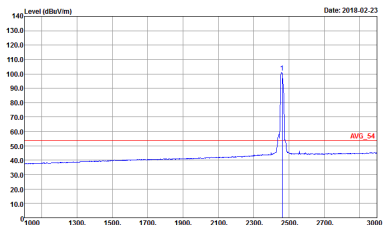
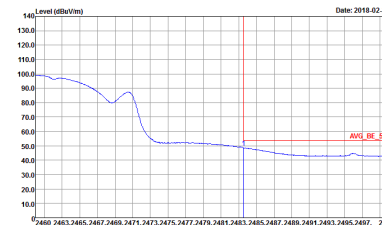


WIFI	2.4GHz 2400~2483.5MHz Band Edge @ 3m	
ANT	802.11ac VH20 CH06 2437MHz - L	
1+2	Vertical	Fundamental
Peak	<p>Site : 03CH11-HY Condition : PEAK_BE_74 3m HORN 91200-HF VERTICAL RBW:1000.000KHz VBW:3000.000KHz SWT:Auto Detector : Peak Project : 811726 Setting : Z1</p>	<p>Site : 03CH11-HY Condition : PEAK_74 3m HORN 91200-HF VERTICAL RBW:1000.000KHz VBW:3000.000KHz SWT:Auto Detector : Peak Project : 811726 Setting : Z1</p>
Avg.	<p>Site : 03CH11-HY Condition : AVG_BE_54 3m HORN 91200-HF VERTICAL RBW:1000.000KHz VBW:0.300KHz SWT:Auto Detector : Peak Project : 811726 Setting : Z1</p>	<p>Site : 03CH11-HY Condition : AVG_54 3m HORN 91200-HF VERTICAL RBW:1000.000KHz VBW:0.300KHz SWT:Auto Detector : Peak Project : 811726 Setting : Z1</p>



WIFI	2.4GHz 2400~2483.5MHz Band Edge @ 3m	
ANT	802.11ac VH20 CH06 2437MHz - R	
1+2	Vertical	Fundamental
<p>Peak</p>	 <p>Site : 03CH11-HY Condition : PEAK_BE_74 3m HORN 91200-HF VERTICAL RBW:1000.000kHz VBW:3000.000kHz SWF:Auto Detector : Peak Project : B11726 Setting : Z1</p>	<p>Left blank</p>
<p>Avg.</p>	 <p>Site : 03CH11-HY Condition : AVG_BE_54 3m HORN 91200-HF VERTICAL RBW:1000.000kHz VBW:3.000kHz SWF:Auto Detector : Peak Project : B11726 Setting : Z1</p>	<p>Left blank</p>



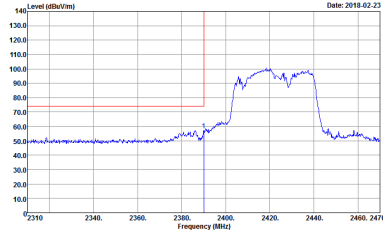
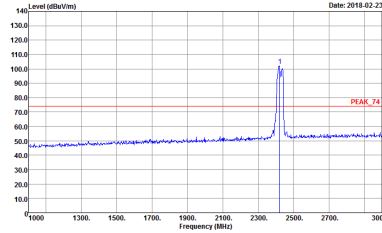
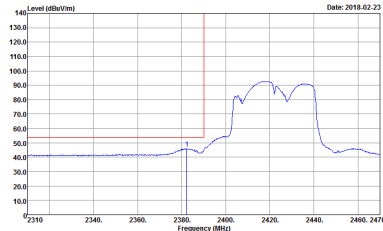
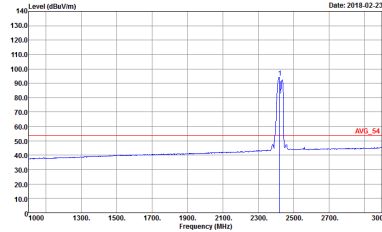
WIFI	2.4GHz 2400~2483.5MHz Band Edge @ 3m	
ANT	802.11ac VH20 CH11 2462MHz	
1+2	Horizontal	Fundamental
Peak	 <p>Site : 03CH11-HY Condition : PEAK_74 3m HORN 91200-HF HORIZONTAL RBW:1000.000KHz VBW:3000.000KHz SWT:Auto Detector : Peak Project : 811726 Setting : 14.5</p>	 <p>Site : 03CH11-HY Condition : PEAK_BE_74 3m HORN 91200-HF HORIZONTAL RBW:1000.000KHz VBW:3000.000KHz SWT:Auto Detector : Peak Project : 811726 Setting : 14.5</p>
Avg.	 <p>Site : 03CH11-HY Condition : AVG_54 3m HORN 91200-HF HORIZONTAL RBW:1000.000KHz VBW:0.300KHz SWT:Auto Detector : Peak Project : 811726 Setting : 14.5</p>	 <p>Site : 03CH11-HY Condition : AVG_BE_54 3m HORN 91200-HF HORIZONTAL RBW:1000.000KHz VBW:0.300KHz SWT:Auto Detector : Peak Project : 811726 Setting : 14.5</p>



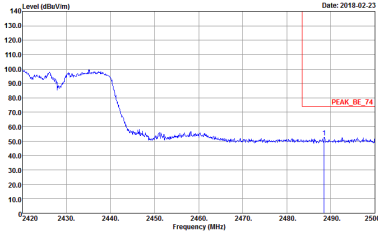
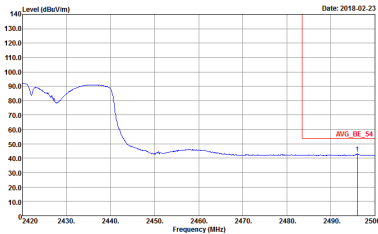
WIFI	2.4GHz 2400~2483.5MHz Band Edge @ 3m	
ANT	802.11ac VH20 CH11 2462MHz	
1+2	Vertical	Fundamental
Peak	<p>Site : 03CH11-HY Condition : PEAK_74 3m HORN 91200-HF VERTICAL RBW:1000.000KHz VBW:3000.000KHz SWT:Auto Detector : Peak Project : 811726 Setting : 14.5</p>	<p>Site : 03CH11-HY Condition : PEAK_BE_74 3m HORN 91200-HF VERTICAL RBW:1000.000KHz VBW:3000.000KHz SWT:Auto Detector : Peak Project : 811726 Setting : 14.5</p>
Avg.	<p>Site : 03CH11-HY Condition : AVG_54 3m HORN 91200-HF VERTICAL RBW:1000.000KHz VBW:0.300KHz SWT:Auto Detector : Peak Project : 811726 Setting : 14.5</p>	<p>Site : 03CH11-HY Condition : AVG_BE_54 3m HORN 91200-HF VERTICAL RBW:1000.000KHz VBW:0.300KHz SWT:Auto Detector : Peak Project : 811726 Setting : 14.5</p>



2.4GHz 2400~2483.5MHz
 WIFI 802.11ac VHT40 (Band Edge @ 3m)

WIFI	2.4GHz 2400~2483.5MHz Band Edge @ 3m	
ANT	802.11ac VH40 CH03 2422MHz - L	
1+2	Horizontal	Fundamental
Peak	 <p>Site : 03CH11-HY Condition : PEAK_BE_74 3m HORN 91200-HF HORIZONTAL Detector : Peak Project : 811726 Setting : 10.5</p>	 <p>Site : 03CH11-HY Condition : PEAK_74 3m HORN 91200-HF HORIZONTAL Detector : Peak Project : 811726 Setting : 10.5</p>
Avg.	 <p>Site : 03CH11-HY Condition : AVG_BE_54 3m HORN 91200-HF HORIZONTAL Detector : Peak Project : 811726 Setting : 10.5</p>	 <p>Site : 03CH11-HY Condition : AVG_54 3m HORN 91200-HF HORIZONTAL Detector : Peak Project : 811726 Setting : 10.5</p>

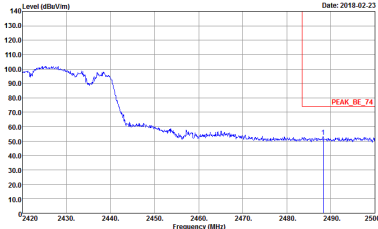
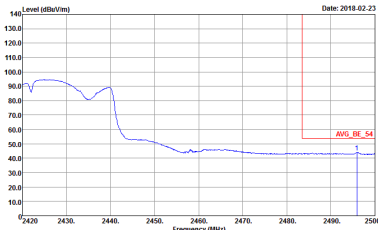


WIFI	2.4GHz 2400~2483.5MHz Band Edge @ 3m	
ANT	802.11ac VH40 CH03 2422MHz - R	
1+2	Horizontal	Fundamental
<p>Peak</p>	 <p>Site : 03CH11-HY Condition : PEAK_BE_74 3m HORN 91200-HF HORIZONTAL RBW:1000.000kHz VBW:3000.000kHz SWF:Auto Detector : Peak Project : 811726 Setting : 10.5</p>	<p>Left blank</p>
<p>Avg.</p>	 <p>Site : 03CH11-HY Condition : AVG_BE_54 3m HORN 91200-HF HORIZONTAL RBW:1000.000kHz VBW:1.000kHz SWF:Auto Detector : Peak Project : 811726 Setting : 10.5</p>	<p>Left blank</p>


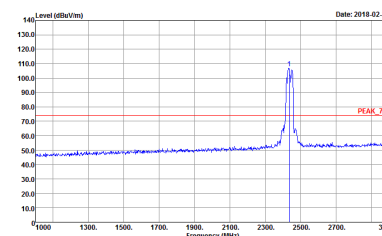
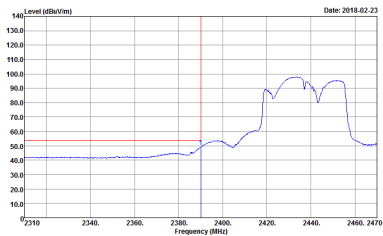
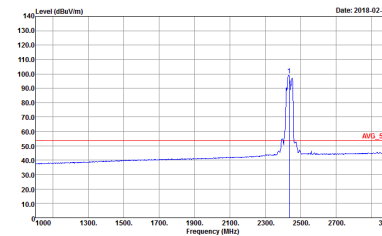


WIFI	2.4GHz 2400~2483.5MHz Band Edge @ 3m	
ANT	802.11ac VH40 CH03 2422MHz - L	
1+2	Vertical	Fundamental
Peak	<p>Site : 03CH11-HY Condition : PEAK_BE_74 3m HORN 91200-HF VERTICAL RBW:1000.000KHz VBW:3000.000KHz SWT:Auto Detector : Peak Project : 811726 Setting : 10.5</p>	<p>Site : 03CH11-HY Condition : PEAK_74 3m HORN 91200-HF VERTICAL RBW:1000.000KHz VBW:3000.000KHz SWT:Auto Detector : Peak Project : 811726 Setting : 10.5</p>
Avg.	<p>Site : 03CH11-HY Condition : AVG_BE_54 3m HORN 91200-HF VERTICAL RBW:1000.000KHz VBW:1000KHz SWT:Auto Detector : Peak Project : 811726 Setting : 10.5</p>	<p>Site : 03CH11-HY Condition : AVG_54 3m HORN 91200-HF VERTICAL RBW:1000.000KHz VBW:1000KHz SWT:Auto Detector : Peak Project : 811726 Setting : 10.5</p>

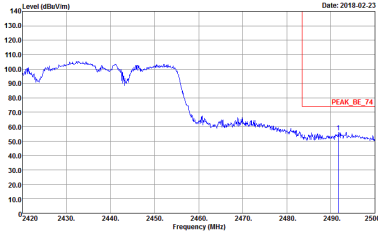
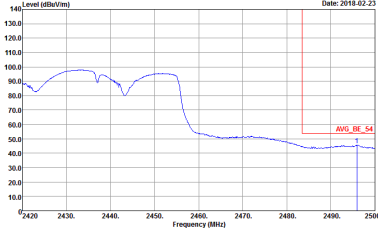


WIFI	2.4GHz 2400~2483.5MHz Band Edge @ 3m	
ANT	802.11ac VH40 CH03 2422MHz - R	
1+2	Vertical	Fundamental
<p>Peak</p>	 <p>Site : 03CH11-HY Condition : PEAK_BE_74 3m HORN 91200-HF VERTICAL RBW:1000.000KHz VBW:3000.000KHz SWF:Auto Detector : Peak Project : 811726 Setting : 10.5</p>	<p>Left blank</p>
<p>Avg.</p>	 <p>Site : 03CH11-HY Condition : AVG_BE_54 3m HORN 91200-HF VERTICAL RBW:1000.000KHz VBW:1000KHz SWF:Auto Detector : Peak Project : 811726 Setting : 10.5</p>	<p>Left blank</p>



WIFI	2.4GHz 2400~2483.5MHz Band Edge @ 3m	
ANT	802.11ac VH40 CH06 2437MHz - L	
1+2	Horizontal	Fundamental
Peak	 <p>Site : 03CH11-HY Condition : PEAK_BE_74 3m HORN 91200-HF HORIZONTAL RBW:1000.000KHz VBW:3000.000KHz SWT:Auto Detector : Peak Project : 811726 Setting : 15.5</p>	 <p>Site : 03CH11-HY Condition : PEAK_74 3m HORN 91200-HF HORIZONTAL RBW:1000.000KHz VBW:3000.000KHz SWT:Auto Detector : Peak Project : 811726 Setting : 15.5</p>
Avg.	 <p>Site : 03CH11-HY Condition : AVG_BE_54 3m HORN 91200-HF HORIZONTAL RBW:1000.000KHz VBW:1000KHz SWT:Auto Detector : Peak Project : 811726 Setting : 15.5</p>	 <p>Site : 03CH11-HY Condition : AVG_54 3m HORN 91200-HF HORIZONTAL RBW:1000.000KHz VBW:1000KHz SWT:Auto Detector : Peak Project : 811726 Setting : 15.5</p>

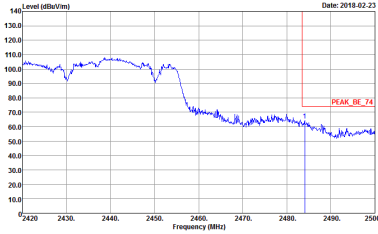
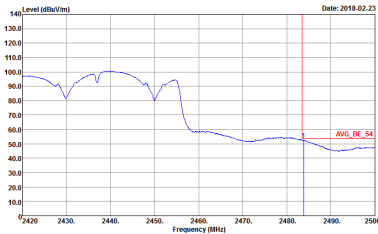


WIFI	2.4GHz 2400~2483.5MHz Band Edge @ 3m	
ANT	802.11ac VH40 CH06 2437MHz - R	
1+2	Horizontal	Fundamental
<p>Peak</p>	 <p>Site : 03CH11-HY Condition : PEAK_BE_74 3m HORN 91200-HF HORIZONTAL RBW:1000.000KHz VBW:3000.000KHz SWF:Auto Detector : Peak Project : R11726 Setting : 15.5</p>	<p>Left blank</p>
<p>Avg.</p>	 <p>Site : 03CH11-HY Condition : AVG_BE_54 3m HORN 91200-HF HORIZONTAL RBW:1000.000KHz VBW:1.000KHz SWF:Auto Detector : Peak Project : R11726 Setting : 15.5</p>	<p>Left blank</p>

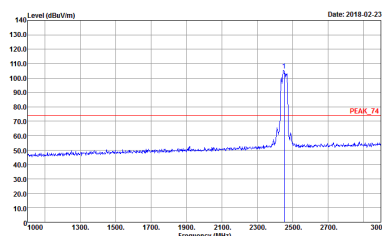
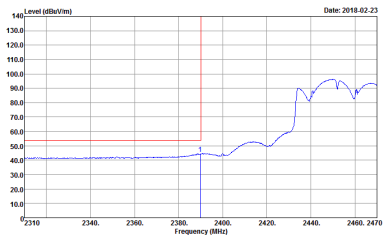
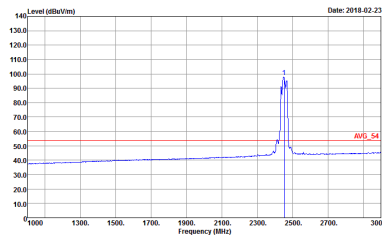


WIFI	2.4GHz 2400~2483.5MHz Band Edge @ 3m	
ANT	802.11ac VH40 CH06 2437MHz - L	
1+2	Vertical	Fundamental
Peak	<p>Site : 03CH11-HY Condition : PEAK_BE_74 3m HORN 91200-HF VERTICAL RBW:1000.000KHz VBW:3000.000KHz SWT:Auto Detector : Peak Project : 811726 Setting : 15.5</p>	<p>Site : 03CH11-HY Condition : PEAK_74 3m HORN 91200-HF VERTICAL RBW:1000.000KHz VBW:3000.000KHz SWT:Auto Detector : Peak Project : 811726 Setting : 15.5</p>
Avg.	<p>Site : 03CH11-HY Condition : AVG_BE_54 3m HORN 91200-HF VERTICAL RBW:1000.000KHz VBW:1000KHz SWT:Auto Detector : Peak Project : 811726 Setting : 15.5</p>	<p>Site : 03CH11-HY Condition : AVG_54 3m HORN 91200-HF VERTICAL RBW:1000.000KHz VBW:1000KHz SWT:Auto Detector : Peak Project : 811726 Setting : 15.5</p>

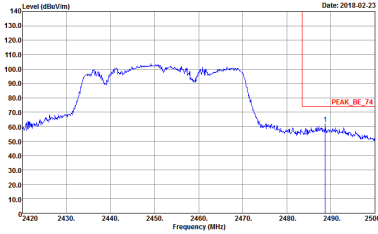
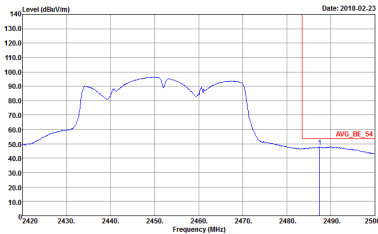


WIFI	2.4GHz 2400~2483.5MHz Band Edge @ 3m	
ANT	802.11ac VH40 CH06 2437MHz - R	
1+2	Vertical	Fundamental
<p>Peak</p>	 <p>Site : 03CH11-HY Condition : PEAK_BE_74 3m HORN 91200-HF VERTICAL RBW:1000.000kHz VBW:3000.000kHz SWF:Auto Detector : Peak Project : R11726 Setting : 15.5</p>	<p>Left blank</p>
<p>Avg.</p>	 <p>Site : 03CH11-HY Condition : AVG_BE_54 3m HORN 91200-HF VERTICAL RBW:1000.000kHz VBW:1.000kHz SWF:Auto Detector : Peak Project : R11726 Setting : 15.5</p>	<p>Left blank</p>



WIFI	2.4GHz 2400~2483.5MHz Band Edge @ 3m	
ANT	802.11ac VH40 CH09 2452MHz - L	
1+2	Horizontal	Fundamental
Peak	 <p>Site : 03CH11-HY Condition : PEAK_BE_74 3m HORN 91200-HF HORIZONTAL RBW:1000.000KHz VBW:3000.000KHz SWT:Auto Detector : Peak Project : 811726 Setting : 15</p>	 <p>Site : 03CH11-HY Condition : PEAK_74 3m HORN 91200-HF HORIZONTAL RBW:1000.000KHz VBW:3000.000KHz SWT:Auto Detector : Peak Project : 811726 Setting : 15</p>
Avg.	 <p>Site : 03CH11-HY Condition : AVG_BE_54 3m HORN 91200-HF HORIZONTAL RBW:1000.000KHz VBW:1000KHz SWT:Auto Detector : Peak Project : 811726 Setting : 15</p>	 <p>Site : 03CH11-HY Condition : AVG_54 3m HORN 91200-HF HORIZONTAL RBW:1000.000KHz VBW:1000KHz SWT:Auto Detector : Peak Project : 811726 Setting : 15</p>

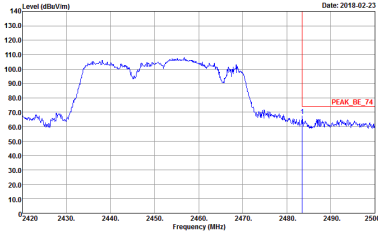
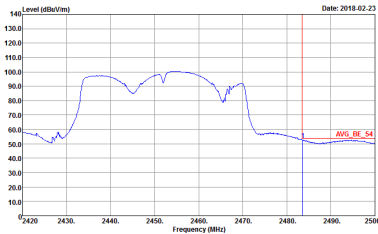


WIFI	2.4GHz 2400~2483.5MHz Band Edge @ 3m	
ANT	802.11ac VH40 CH09 2452MHz - R	
1+2	Horizontal	Fundamental
<p>Peak</p>	 <p>Site : 03CH11-HY Condition : PEAK_BE_74 3m HORN 91200-HF HORIZONTAL RBW:1000.000kHz VBW:3000.000kHz SWF:Auto Detector : Peak Project : R11726 Setting : 15</p>	<p>Left blank</p>
<p>Avg.</p>	 <p>Site : 03CH11-HY Condition : AVG_BE_54 3m HORN 91200-HF HORIZONTAL RBW:1000.000kHz VBW:1.000kHz SWF:Auto Detector : Peak Project : R11726 Setting : 15</p>	<p>Left blank</p>



WIFI	2.4GHz 2400~2483.5MHz Band Edge @ 3m	
ANT	802.11ac VH40 CH09 2452MHz - L	
1+2	Vertical	Fundamental
Peak	<p>Site : 03CH11-HY Condition : PEAK_BE_74 3m HORN 91200-HF VERTICAL RBW:1000.000KHz VBW:3000.000KHz SWT:Auto Detector : Peak Project : 811726 Setting : 15</p>	<p>Site : 03CH11-HY Condition : PEAK_74 3m HORN 91200-HF VERTICAL RBW:1000.000KHz VBW:3000.000KHz SWT:Auto Detector : Peak Project : 811726 Setting : 15</p>
Avg.	<p>Site : 03CH11-HY Condition : AVG_BE_54 3m HORN 91200-HF VERTICAL RBW:1000.000KHz VBW:1000KHz SWT:Auto Detector : Peak Project : 811726 Setting : 15</p>	<p>Site : 03CH11-HY Condition : AVG_54 3m HORN 91200-HF VERTICAL RBW:1000.000KHz VBW:1000KHz SWT:Auto Detector : Peak Project : 811726 Setting : 15</p>



WIFI	2.4GHz 2400~2483.5MHz Band Edge @ 3m	
ANT	802.11ac VH40 CH09 2452MHz - R	
1+2	Vertical	Fundamental
Peak	 <p>Site : 03CH11-HY Condition : PEAK_BE_74 3m HORN 91200-HF VERTICAL RBW:1000.000kHz VBW:3000.000kHz SWF:Auto Detector : Peak Project : 811726 Setting : 15</p>	Left blank
Avg.	 <p>Site : 03CH11-HY Condition : AVG_BE_54 3m HORN 91200-HF VERTICAL RBW:1000.000kHz VBW:1.000kHz SWF:Auto Detector : Peak Project : 811726 Setting : 15</p>	Left blank



2.4GHz 2400~2483.5MHz
WIFI 802.11b (Harmonic @ 3m)

WIFI	2.4GHz 2400~2483.5MHz Harmonic @ 3m	
ANT	802.11b CH01 2412MHz	
1+2	Horizontal	Vertical
<p>Peak</p> <p>Avg.</p>	<p>Site : 03CH11-FY Condition : PEAK_74 3m HORN 9120D-HF HORIZONTAL Project : 811726</p>	<p>Site : 03CH11-FY Condition : PEAK_74 3m HORN 9120D-HF VERTICAL Project : 811726</p>



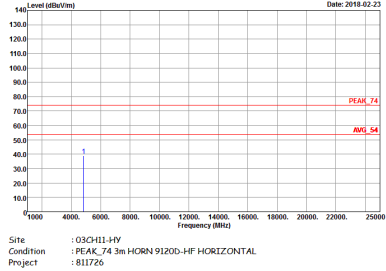
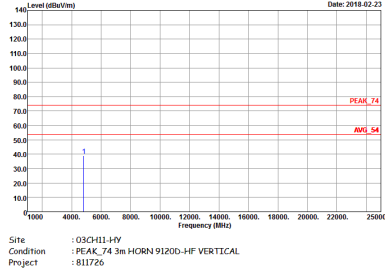
WIFI	2.4GHz 2400~2483.5MHz Harmonic @ 3m	
ANT	802.11b CH06 2437MHz	
1+2	Horizontal	Vertical
Peak Avg.	<p>Site : 03CH11-HY Condition : PEAK_74 3m HORN 9120D-HF HORIZONTAL Project : 811726</p>	<p>Site : 03CH11-HY Condition : PEAK_74 3m HORN 9120D-HF VERTICAL Project : 811726</p>



WIFI	2.4GHz 2400~2483.5MHz Harmonic @ 3m	
ANT	802.11b CH11 2462MHz	
1+2	Horizontal	Vertical
Peak Avg.	<p>Site : 03CH11-HY Condition : PEAK_74 3m HORN 9120D-HF HORIZONTAL Project : 811726</p>	<p>Site : 03CH11-HY Condition : PEAK_74 3m HORN 9120D-HF VERTICAL Project : 811726</p>



2.4GHz 2400~2483.5MHz
WIFI 802.11g (Harmonic @ 3m)

WIFI	2.4GHz 2400~2483.5MHz Harmonic @ 3m	
ANT	802.11g CH01 2412MHz	
1+2	Horizontal	Vertical
<p>Peak Avg.</p>	 <p>Site : 03CH11-FY Condition : PEAK_74 3m HORN 9120D-HF HORIZONTAL Project : 811726</p>	 <p>Site : 03CH11-FY Condition : PEAK_74 3m HORN 9120D-HF VERTICAL Project : 811726</p>



WIFI	2.4GHz 2400~2483.5MHz Harmonic @ 3m	
ANT	802.11g CH06 2437MHz	
1+2	Horizontal	Vertical
Peak Avg.	<p>Site : 03CH11-HY Condition : PEAK_74 3m HORN 9120D-HF HORIZONTAL Project : 811726</p>	<p>Site : 03CH11-HY Condition : PEAK_74 3m HORN 9120D-HF VERTICAL Project : 811726</p>



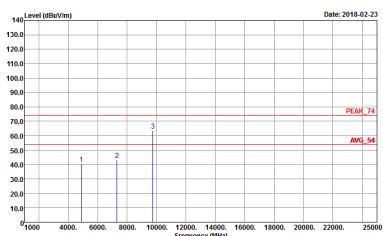
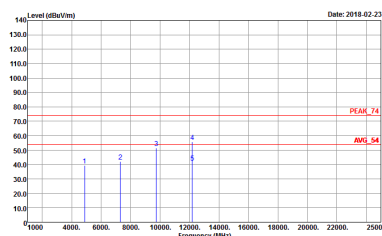
WIFI	2.4GHz 2400~2483.5MHz Harmonic @ 3m	
ANT	802.11g CH11 2462MHz	
1+2	Horizontal	Vertical
Peak Avg.	<p>Site : 03CH11-HY Condition : PEAK_74 3m HORN 9120D-HF HORIZONTAL Project : 811726</p>	<p>Site : 03CH11-HY Condition : PEAK_74 3m HORN 9120D-HF VERTICAL Project : 811726</p>



2.4GHz 2400~2483.5MHz
WIFI 802.11ac VHT20 (Harmonic @ 3m)

WIFI	2.4GHz 2400~2483.5MHz Harmonic @ 3m	
ANT	802.11ac VHT20 CH01 2412MHz	
1+2	Horizontal	Vertical
Peak Avg.	<p>Site : 03CH11-FY Condition : PEAK_74 3m HORN 9120D-HF HORIZONTAL Project : 811726</p>	<p>Site : 03CH11-FY Condition : PEAK_74 3m HORN 9120D-HF VERTICAL Project : 811726</p>



WIFI	2.4GHz 2400~2483.5MHz Harmonic @ 3m	
ANT	802.11ac VHT20 CH06 2437MHz	
1+2	Horizontal	Vertical
<p>Peak</p> <p>Avg.</p>	 <p>Site : 03CH11-HY Condition : PEAK_74 3m HORN 9120D-HF HORIZONTAL Project : RBW:3000.000KHz VBW:3000.000KHz SWT:Auto : 811726</p>	 <p>Site : 03CH11-HY Condition : PEAK_74 3m HORN 9120D-HF VERTICAL Project : RBW:3000.000KHz VBW:3000.000KHz SWT:Auto : 811726</p>



WIFI	2.4GHz 2400~2483.5MHz Harmonic @ 3m	
ANT	802.11ac VHT20 CH11 2462MHz	
1+2	Horizontal	Vertical
Peak Avg.	<p>Site : 03CH11-HY Condition : PEAK_74 3m HORN 9120D-HF HORIZONTAL Project : 811726</p>	<p>Site : 03CH11-HY Condition : PEAK_74 3m HORN 9120D-HF VERTICAL Project : 811726</p>



**2.4GHz 2400~2483.5MHz
WIFI 802.11ac VHT40 (Harmonic @ 3m)**

WIFI	2.4GHz 2400~2483.5MHz Harmonic @ 3m	
ANT	802.11ac VHT40 CH03 2422MHz	
1+2	Horizontal	Vertical
Peak Avg.	<p>Site : 03CH11-FY Condition : PEAK_74 3m HORN 9120D-HF HORIZONTAL Project : 811726</p>	<p>Site : 03CH11-FY Condition : PEAK_74 3m HORN 9120D-HF VERTICAL Project : 811726</p>



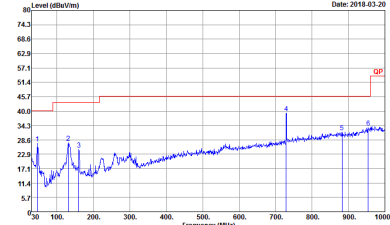
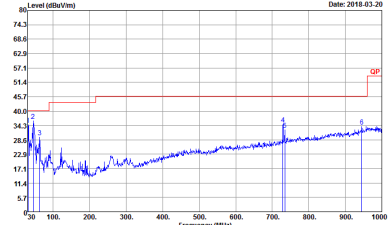
WIFI	2.4GHz 2400~2483.5MHz Harmonic @ 3m	
ANT	802.11ac VHT40 CH06 2437MHz	
1+2	Horizontal	Vertical
Peak Avg.	<p>Site : 03CH11-HY Condition : PEAK_74 3m HORN 9120D-HF HORIZONTAL Project : 811726</p>	<p>Site : 03CH11-HY Condition : PEAK_74 3m HORN 9120D-HF VERTICAL Project : 811726</p>



WIFI	2.4GHz 2400~2483.5MHz Harmonic @ 3m	
ANT	802.11ac VHT40 CH09 2452MHz	
1+2	Horizontal	Vertical
Peak Avg.	<p>Site : 03CH11-HY Condition : PEAK_74 3m HORN 9120D-HF HORIZONTAL Project : 811726</p>	<p>Site : 03CH11-HY Condition : PEAK_74 3m HORN 9120D-HF VERTICAL Project : 811726</p>



Emission below 1GHz
2.4GHz WIFI 802.11g (LF)

WIFI	2.4GHz 2400~2483.5MHz	
ANT	802.11g LF	
1+2	Horizontal	Vertical
QP / Peak	 <p>Site : 03CH11-4FY Condition : QP 3m BT-LOG 6111D-LF_ETC HORIZONTAL Detector : Peak Project : 811726</p>	 <p>Site : 03CH11-4FY Condition : QP 3m BT-LOG 6111D-LF_ETC VERTICAL Detector : Peak Project : 811726</p>