



FCC RF Test Report

APPLICANT : Plume Design Inc
EQUIPMENT : Plume Adaptive Wifi
BRAND NAME : Plume Design Inc
MODEL NAME : B1A
FCC ID : 2AG7G-B1A
STANDARD : FCC Part 15 Subpart E §15.407
CLASSIFICATION : (NII) Unlicensed National Information Infrastructure

The product was received on Jan. 17, 2018 and testing was completed on Apr. 12, 2018. We, SPORTON INTERNATIONAL INC., would like to declare that the tested sample has been evaluated in accordance with the test procedures and has been in compliance with the applicable technical standards.

The test results in this report apply exclusively to the tested model / sample. Without written approval of SPORTON INTERNATIONAL INC., the test report shall not be reproduced except in full.

Reviewed by: Joseph Lin / Supervisor

Approved by: Jones Tsai / Manager



SPORTON INTERNATIONAL INC.

No. 52, Hwa Ya 1st Rd., Hwa Ya Technology Park, Kwei-Shan District, Tao Yuan City, Taiwan, R.O.C.

SPORTON INTERNATIONAL INC.

TEL : 886-3-327-3456

FAX : 886-3-328-4978

FCC ID: 2AG7G-B1A

Page Number : 1 of 39

Report Issued Date : May 10, 2018

Report Version : Rev. 05

Report Template No.: BU5-FR15EWLB4 AC MA Version 1.4



TABLE OF CONTENTS

REVISION HISTORY..... 3

SUMMARY OF TEST RESULT 4

1 GENERAL DESCRIPTION 5

 1.1 Applicant 5

 1.2 Manufacturer 5

 1.3 Product Feature of Equipment Under Test 5

 1.4 Modification of EUT 5

 1.5 Testing Location 6

 1.6 Applicable Standards 6

2 TEST CONFIGURATION OF EQUIPMENT UNDER TEST 7

 2.1 Carrier Frequency and Channel 7

 2.2 Test Mode 8

 2.3 Connection Diagram of Test System 10

 2.4 Support Unit used in test configuration and system 11

 2.5 EUT Operation Test Setup 12

 2.6 Measurement Results Explanation Example 12

3 TEST RESULT 13

 3.1 6dB and 26dB and 99% Occupied Bandwidth Measurement 13

 3.2 Maximum Conducted Output Power Measurement 17

 3.3 Power Spectral Density Measurement 19

 3.4 Unwanted Emissions Measurement 25

 3.5 AC Conducted Emission Measurement 32

 3.6 Automatically Discontinue Transmission 34

 3.7 Antenna Requirements 35

4 LIST OF MEASURING EQUIPMENT 37

5 UNCERTAINTY OF EVALUATION 39

APPENDIX A. CONDUCTED TEST RESULTS

APPENDIX B. AC CONDUCTED EMISSION TEST RESULT

APPENDIX C. RADIATED SPURIOUS EMISSION

APPENDIX D. RADIATED SPURIOUS EMISSION PLOTS

APPENDIX E. DUTY CYCLE PLOTS

APPENDIX F. SETUP PHOTOGRAPHS



REVISION HISTORY

REPORT NO.	VERSION	DESCRIPTION	ISSUED DATE
FR811726E	Rev. 01	Initial issue of report	Apr. 06, 2018
FR811726E	Rev. 02	Revising antenna gain in section 3.7.3 and appendix a	Apr. 12, 2018
FR811726E	Rev. 03	Revising connection diagram of test system in section 2.3	Apr. 17, 2018
FR811726E	Rev. 04	Updating setup photographs.	Apr. 24, 2018
FR811726E	Rev. 05	Revising antenna information.	May 10, 2018



SUMMARY OF TEST RESULT

Report Section	FCC Rule	Description	Limit	Result	Remark
3.1	15.403(i)	6dB, 26dB and 99% Occupied Bandwidth	> 500kHz	Pass	-
3.2	15.407(a)	Maximum Conducted Output Power	≤ 30 dBm	Pass	-
3.3	15.407(a)	Power Spectral Density	≤ 30 dBm/500kHz	Pass	-
3.4	15.407(b)	Unwanted Emissions	15.407(b)(4)(i) & 15.209(a)	Pass	Under limit 1.09 dB at 11570.000 MHz
3.5	15.207	AC Conducted Emission	15.207(a)	Pass	Under limit 10.46 dB at 0.692 MHz
3.6	15.407(c)	Automatically Discontinue Transmission	Discontinue Transmission	Pass	-
3.7	15.203 & 15.407(a)	Antenna Requirement	N/A	Pass	-



1 General Description

1.1 Applicant

Plume Design Inc
290 S California Ave, Palo Alto, CA94306

1.2 Manufacturer

Plume Design Inc
290 S California Ave, Palo Alto, CA94306

1.3 Product Feature of Equipment Under Test

Bluetooth, Wi-Fi 2.4GHz 802.11b/g/n, and Wi-Fi 5GHz 802.11a/n/ac

Product Specification subjective to this standard	
Antenna Type	WLAN <For LB Ant.> <Ant. 1>: IFA Antenna <Ant. 2>: IFA Antenna <For HB Ant.> <Ant. 1>: PIFA Antenna <Ant. 2>: PIFA Antenna <Ant. 3>: IFA Antenna <Ant. 4>: IFA Antenna Bluetooth: Slot Antenna

1.4 Modification of EUT

No modifications are made to the EUT during all test items.



1.5 Testing Location

Sporton Lab is accredited to ISO 17025 by Taiwan Accreditation Foundation (TAF code : 1190) and the FCC designation No. TW1190 and TW0007 under the FCC 2.948(e) by Mutual Recognition Agreement (MRA) in FCC Test.

Test Site	SPORTON INTERNATIONAL INC.	
Test Site Location	No. 52, Hwa Ya 1 st Rd., Hwa Ya Technology Park, Kwei-Shan District, Tao Yuan City, Taiwan, R.O.C. TEL: +886-3-327-3456 FAX: +886-3-328-4978	
Test Site No.	Sporton Site No.	
	TH05-HY	CO05-HY

Note: The test site complies with ANSI C63.4 2014 requirement.

Test Site	SPORTON INTERNATIONAL INC.	
Test Site Location	No.58, Aly. 75, Ln. 564, Wenhua 3rd Rd. Guishan Dist, Taoyuan City, Taiwan (R.O.C.) TEL: +886-3-327-0868 FAX: +886-3-327-0855	
Test Site No.	Sporton Site No.	
	03CH11-HY	

Note: The test site complies with ANSI C63.4 2014 requirement.

1.6 Applicable Standards

According to the specifications of the manufacturer, the EUT must comply with the requirements of the following standards:

- FCC Part 15 Subpart E
- FCC KDB 789033 D02 General UNII Test Procedures New Rules v02r01.
- FCC KDB 662911 D01 Multiple Transmitter Output v02r01.
- ANSI C63.10-2013

Remark:

1. All test items were verified and recorded according to the standards and without any deviation during the test.
2. This EUT has also been tested and complied with the requirements of FCC Part 15, Subpart B, recorded in a separate test report.



2 Test Configuration of Equipment Under Test

- a. The EUT has been associated with peripherals and configuration operated in a manner tended to maximize its emission characteristics in a typical application. Frequency range investigated: conduction emission (150 kHz to 30 MHz), radiation emission (9 kHz to the 10th harmonic of the highest fundamental frequency or to 40 GHz, whichever is lower). For radiated measurement, pre-scanned in three orthogonal panels, X, Y, Z. The worst cases (Z plane) were recorded in this report.
- b. AC power line Conducted Emission was tested under maximum output power.

2.1 Carrier Frequency and Channel

Frequency Band	Channel	Freq. (MHz)	Channel	Freq. (MHz)
5725-5850 MHz Band 4 (U-NII-3)	149	5745	157	5785
	151*	5755	159*	5795
	153	5765	161	5805
	155 [#]	5775	165	5825

Note:

1. The above Frequency and Channel in "*" were 802.11n HT40 and 802.11ac VHT40.
2. The above Frequency and Channel in "[#]" were 802.11ac VHT80.



2.2 Test Mode

Final test modes are considering the modulation and worse data rates as below table.

Single Mode

Modulation	Data Rate
802.11a	6 Mbps
802.11n HT20 (Covered by VHT20)	MCS0
802.11n HT40 (Covered by VHT40)	MCS0
802.11ac VHT20	MCS0
802.11ac VHT40	MCS0
802.11ac VHT80	MCS0

MIMO Mode

Modulation	Data Rate
802.11a	6 Mbps
802.11n HT20 (Covered by VHT20)	MCS0
802.11n HT40 (Covered by VHT40)	MCS0
802.11ac VHT20	MCS0
802.11ac VHT40	MCS0
802.11ac VHT80	MCS0

TXBF Mode

Modulation	Data Rate
802.11n HT20 (Covered by VHT20)	MCS0
802.11n HT40 (Covered by VHT40)	MCS0
802.11ac VHT20	MCS0
802.11ac VHT40	MCS0
802.11ac VHT80	MCS0

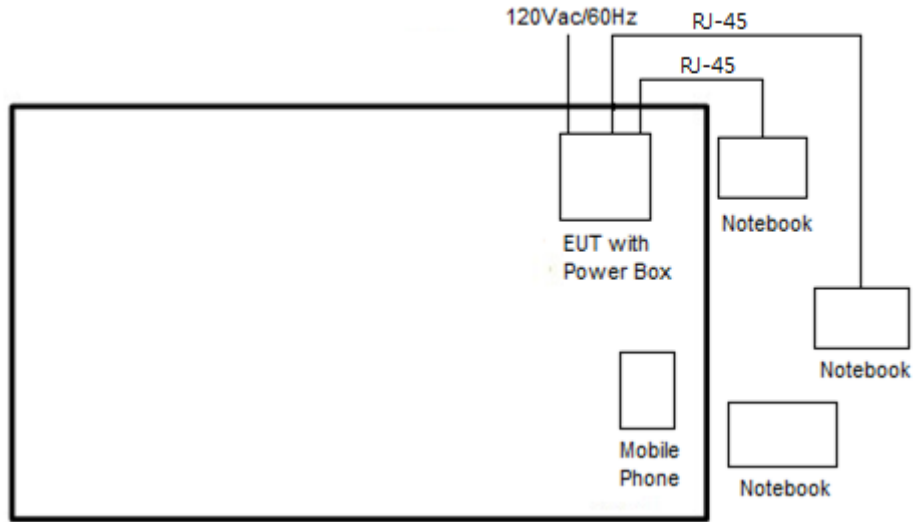


AC Conducted Emission	Mode 1 : WLAN (5GHz) Link + Bluetooth Idle + LAN 1 Link + LAN 2 Link
--------------------------------------	--

Ch. #		Band IV : 5725-5850 MHz			
		802.11a	802.11ac VHT20	802.11ac VHT40	802.11ac VHT80
L	Low	149	149	151	-
M	Middle	157	157	-	155
H	High	165	165	159	-

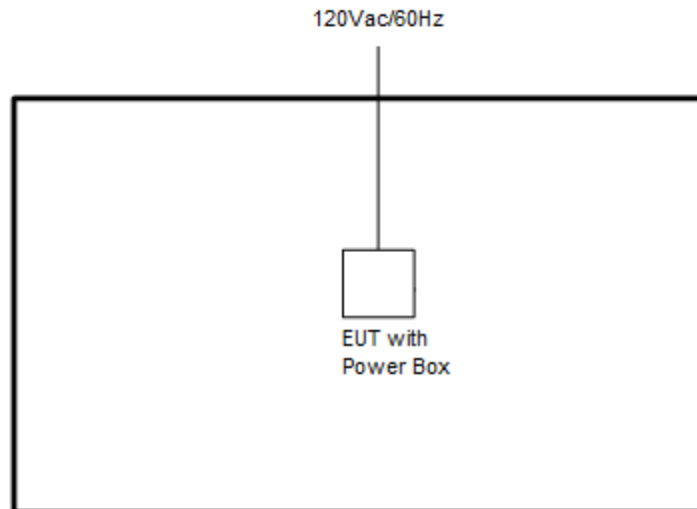
2.3 Connection Diagram of Test System

<AC Conducted Emission>

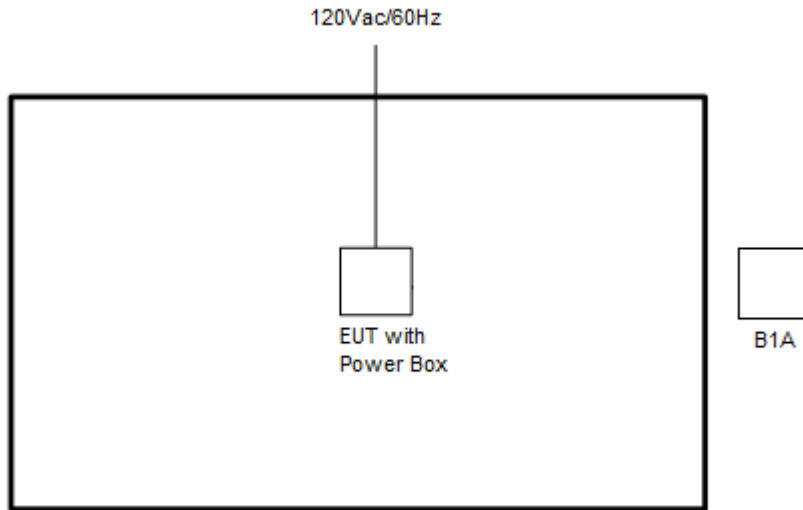


<Radiated Spurious Emission>

<CDD Mode>



<TXBF Mode>



2.4 Support Unit used in test configuration and system

Item	Equipment	Trade Name	Model Name	FCC ID	Data Cable	Power Cord
1.	Notebook	DELL	Latitude E6320	FCC DoC/ Contains FCC ID: QDS-BRCM1054	N/A	AC I/P: Unshielded, 1.2 m DC O/P: Shielded, 1.8 m
2.	Notebook	DELL	Latitude E3340	FCC DoC/ Contains FCC ID: PD97260NGU	N/A	AC I/P: Unshielded, 1.2 m DC O/P: Shielded, 1.8 m
3.	Mobile Phone	Apple	A1687	BCG-E2944A	N/A	N/A



2.5 EUT Operation Test Setup

The RF test items, utility “QSPR” was installed in Notebook which was programmed in order to make the EUT get into the engineering modes to provide channel selection, power level, data rate and the application type and for continuous transmitting signals.

For TXBF mode, the EUT was tested under normal operation and link to another EUT with power, modulation modes and data rates controlled by engineer mode command lines. The “PuTTY” software tool was used to make EUT continuous transmitting signals.

2.6 Measurement Results Explanation Example

For all conducted test items:

The offset level is set in the spectrum analyzer to compensate the RF cable loss and attenuator factor between EUT conducted output port and spectrum analyzer. With the offset compensation, the spectrum analyzer reading level is exactly the EUT RF output level.

Example :

The spectrum analyzer offset is derived from RF cable loss and attenuator factor.

Offset = RF cable loss + attenuator factor.

Following shows an offset computation example with cable loss 4.2 dB and 10dB attenuator.

$$\begin{aligned} \text{Offset(dB)} &= \text{RF cable loss(dB)} + \text{attenuator factor(dB)}. \\ &= 4.2 + 10 = 14.2 \text{ (dB)} \end{aligned}$$

3 Test Result

3.1 6dB and 26dB and 99% Occupied Bandwidth Measurement

3.1.1 Description of 6dB and 26dB and 99% Occupied Bandwidth

The minimum 6 dB bandwidth shall be at least 500 kHz.

26dB and 99% Occupied bandwidth are reporting only.

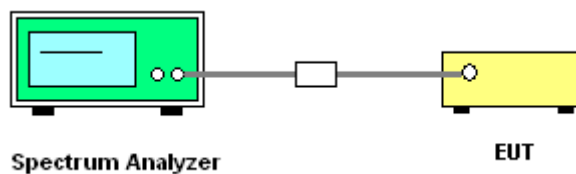
3.1.2 Measuring Instruments

The measuring equipment is listed in the section 4 of this test report.

3.1.3 Test Procedures

1. The testing follows FCC KDB 789033 D02 General UNII Test Procedures New Rules v02r01. Section C) Emission bandwidth for the band 5.725-5.85GHz
2. Set RBW = 100kHz.
3. Set the VBW $\geq 3 \times$ RBW.
4. Detector = Peak.
5. Trace mode = max hold
6. Measure the maximum width of the emission that is 6 dB down from the peak of the emission.
7. Measure and record the results in the test report.

3.1.4 Test Setup

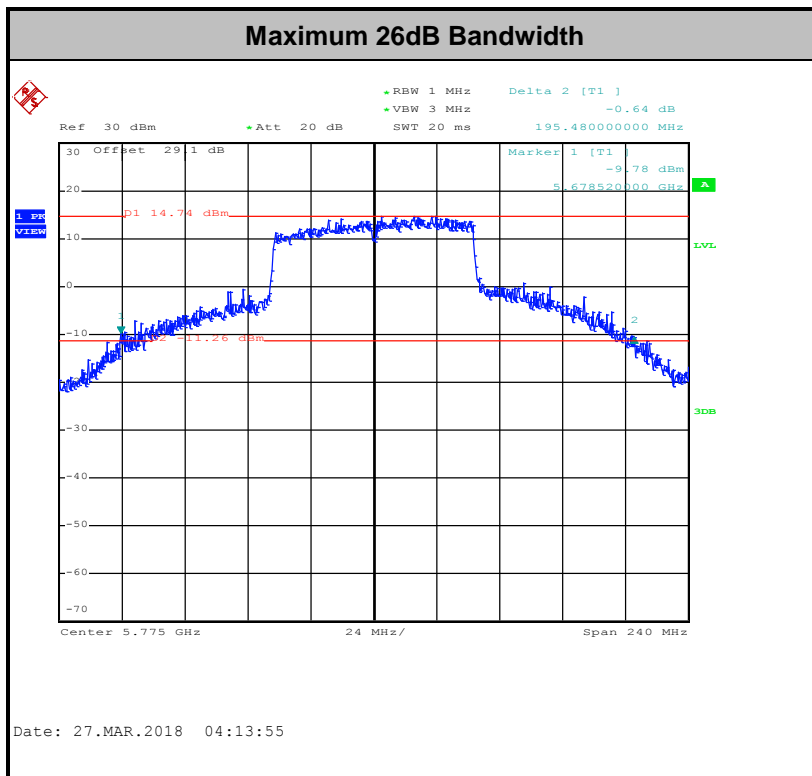
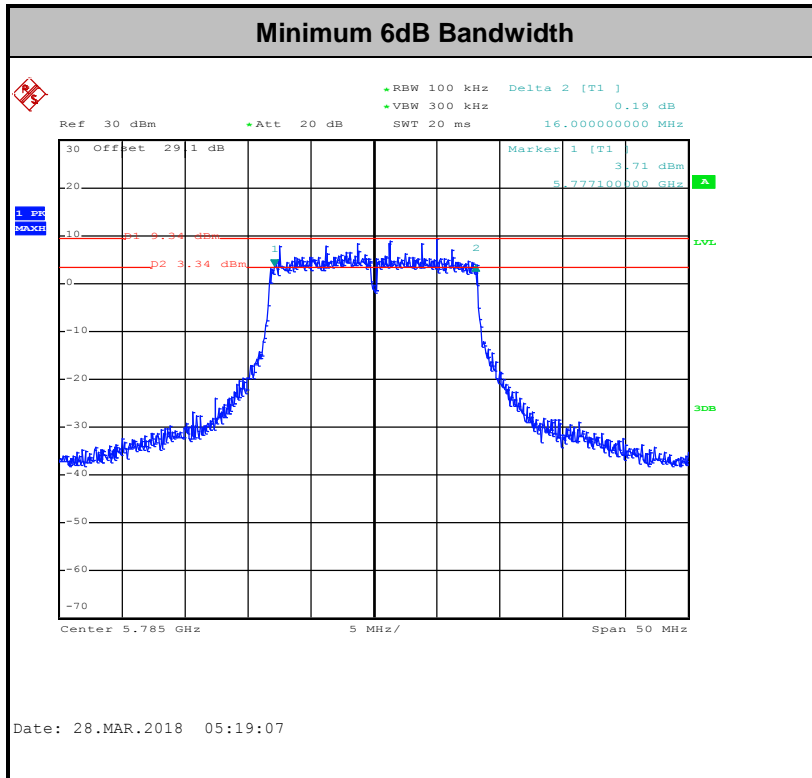


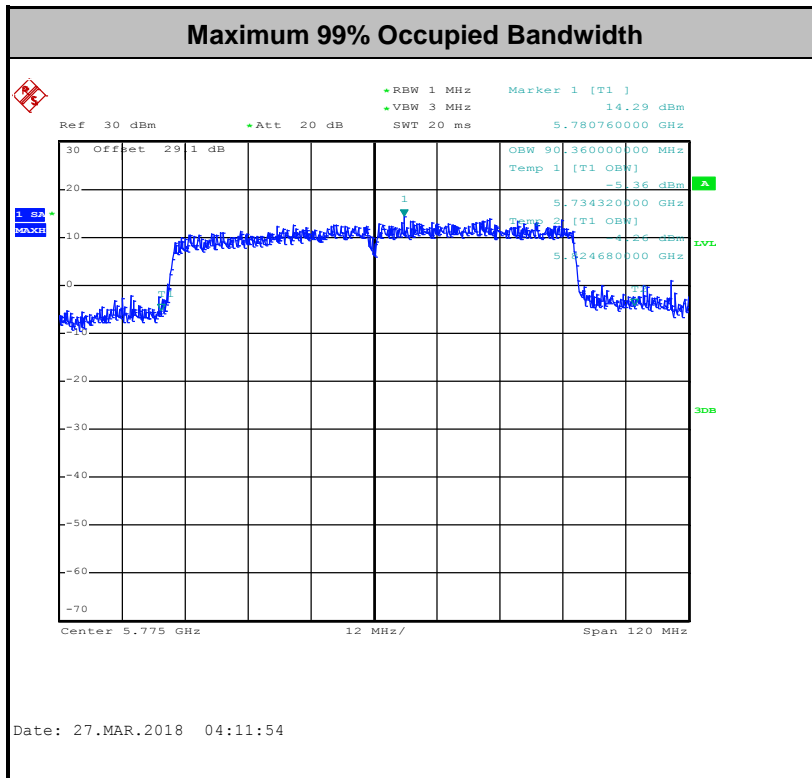
3.1.5 Test Result of 6dB Bandwidth

Please refer to Appendix A.



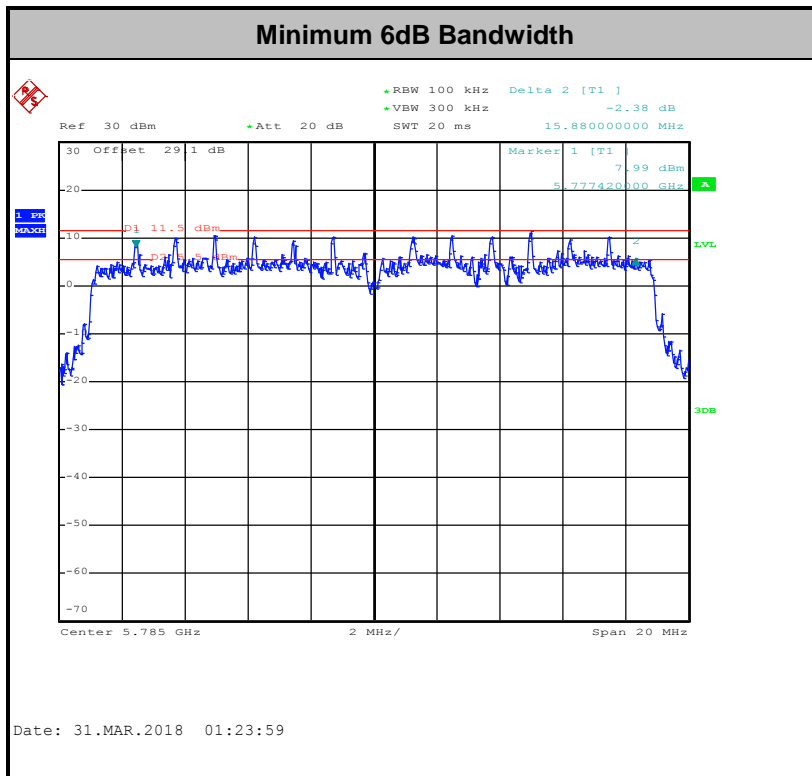
<CDD Mode>

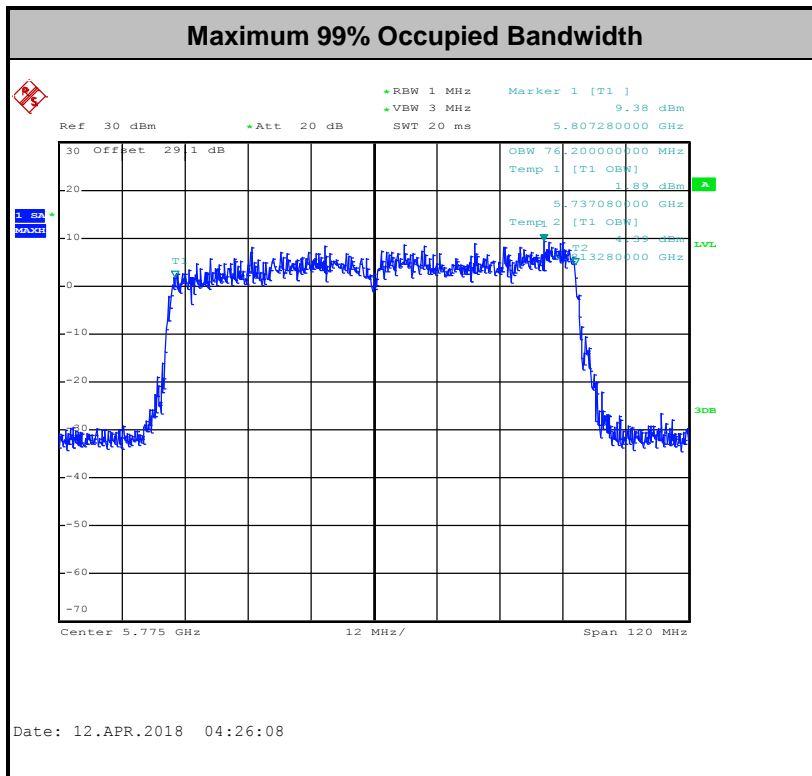
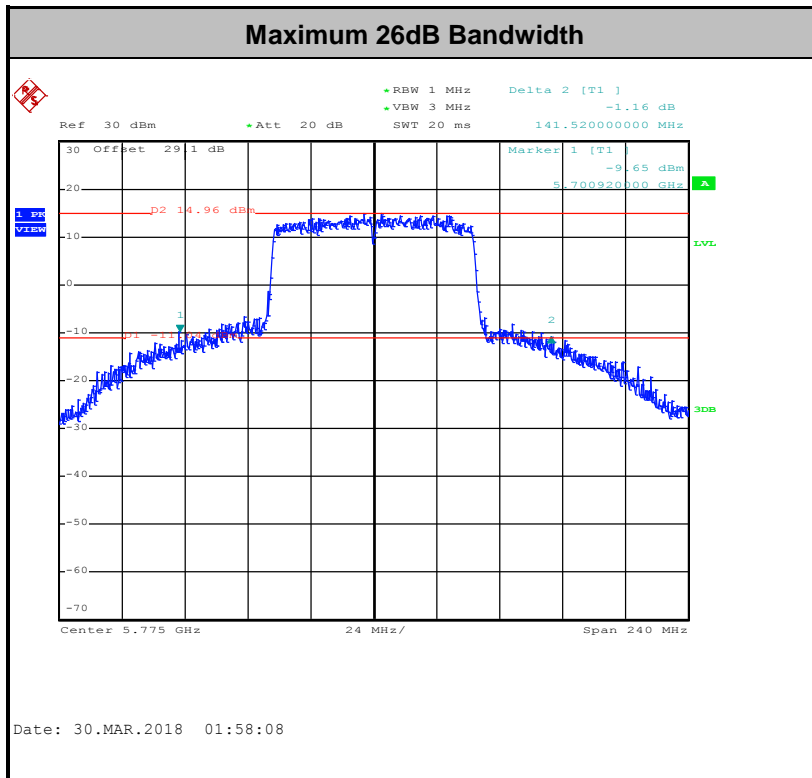




Note: The occupied channel bandwidth is maintained within the band of operation for all of the modulations.

<TXBF Modes>





Note: The occupied channel bandwidth is maintained within the band of operation for all of the modulations.



3.2 Maximum Conducted Output Power Measurement

3.2.1 Limit of Maximum Conducted Output Power

For the band 5.725–5.85 GHz, the maximum conducted output power over the frequency band of operation shall not exceed 1 W.

If transmitting antennas of directional gain greater than 6 dBi are used, the peak output power shall be reduced by the amount in dB that the directional gain of the antenna exceeds 6 dBi.

3.2.2 Measuring Instruments

The measuring equipment is listed in the section 4 of this test report.

3.2.3 Test Procedures

<CDD Modes>

The testing follows Method PM of FCC KDB 789033 D02 General UNII Test Procedures New Rules v02r01.

Method PM (Measurement using an RF average power meter):

1. Measurement is performed using a wideband RF power meter.
2. The EUT is configured to transmit continuously with a consistent duty cycle at its maximum power control level.
3. Measure the average power of the transmitter, and the average power is corrected with duty factor, $10 \log(1/x)$, where x is the duty cycle.

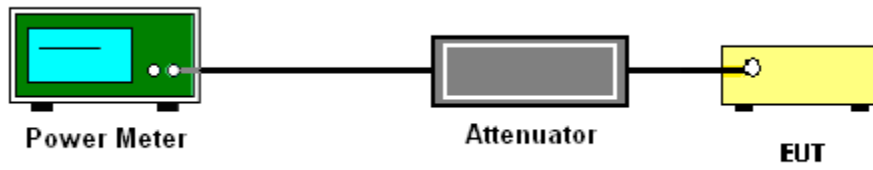
<TXBF Modes>

The testing follows Method PM-G of FCC KDB 789033 D02 General UNII Test Procedures New Rules v02r01 for TXBF modes.

Method PM-G (Measurement using a gated RF average power meter):

1. Measurement is performed using a wideband RF power meter.
2. The EUT is configured to transmit at its maximum power control level.
3. Measure the average power of the transmitter
4. Since the measurement is made only during the ON time of the transmitter, no duty cycle correction factor is required.

3.2.4 Test Setup



3.2.5 Test Result of Maximum Conducted Output Power

Please refer to Appendix A.



3.3 Power Spectral Density Measurement

3.3.1 Limit of Power Spectral Density

For the band 5.725–5.85 GHz, the maximum power spectral density shall not exceed 30 dBm in any 500-kHz band.

If transmitting antennas of directional gain greater than 6 dBi are used, the peak output power shall be reduced by the amount in dB that the directional gain of the antenna exceeds 6 dBi.

3.3.2 Measuring Instruments

The measuring equipment is listed in the section 4 of this test report.

3.3.3 Test Procedures

The testing follows FCC KDB 789033 D02 General UNII Test Procedures New Rules v02r01. Section F) Maximum power spectral density.

<CDD Modes>

Method SA-2

(trace averaging across on and off times of the EUT transmissions, followed by duty cycle correction).

- Measure the duty cycle.
- Set span to encompass the entire emission bandwidth (EBW) of the signal.
- Set RBW = 300 kHz.
- Set VBW \geq 1 MHz.
- Number of points in sweep \geq 2 Span / RBW.
- Sweep time = auto.
- Detector = RMS
- Trace average at least 100 traces in power averaging mode.
- Add $10 \log(500\text{kHz}/\text{RBW})$ to the test result.
- Add $10 \log(1/x)$, where x is the duty cycle, to the measured power in order to compute the average power during the actual transmission times. For example, add $10 \log(1/0.25) = 6$ dB if the duty cycle is 25 percent.

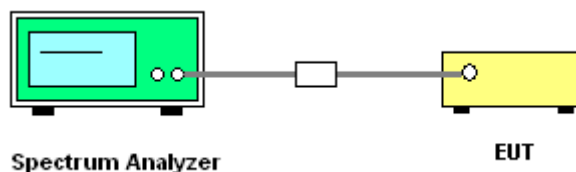
<TXBF Modes>**# Method SA-3 #**

(power averaging (rms) detection with max hold):

- Set span to encompass the entire emission bandwidth (EBW) of the signal.
 - Set RBW = 300 kHz.
 - Set VBW \geq 1 MHz.
 - Number of points in sweep \geq 2 Span / RBW.
 - Sweep time \leq (number of points in sweep) \times T, when duty cycle is less than 98 percent where T is the minimum transmission duration over which the transmitter is on and is transmitting at its maximum power control level for the tested mode of operation.
 - Detector = power averaging (rms).
 - Trace mode = max hold.
 - Allow max hold to run for at least 60 seconds, or longer as needed to allow the trace to stabilize.
1. The RF output of EUT was connected to the spectrum analyzer by a low loss cable.
 2. Each plot has already offset with cable loss, and attenuator loss. Measure the PPSD and record it.
 3. For MIMO mode, calculation method follows FCC KDB 662911 D01 Multiple Transmitter Output v02r01.

Method (c): Measure and add $10 \log(N_{ANT})$ dB.

With this technique, spectrum measurements are performed at each output of the device, but rather than summing the spectra or the spectral peaks across the outputs, the quantity $10 \log(N_{ANT})$ dB is added to each spectrum value before comparing to the emission limit. The addition of $10 \log(N_{ANT})$ dB serves to apportion the emission limit among the N_{ANT} outputs so that each output is permitted to contribute no more than $1/N_{ANT}^{th}$ of the PSD limit.

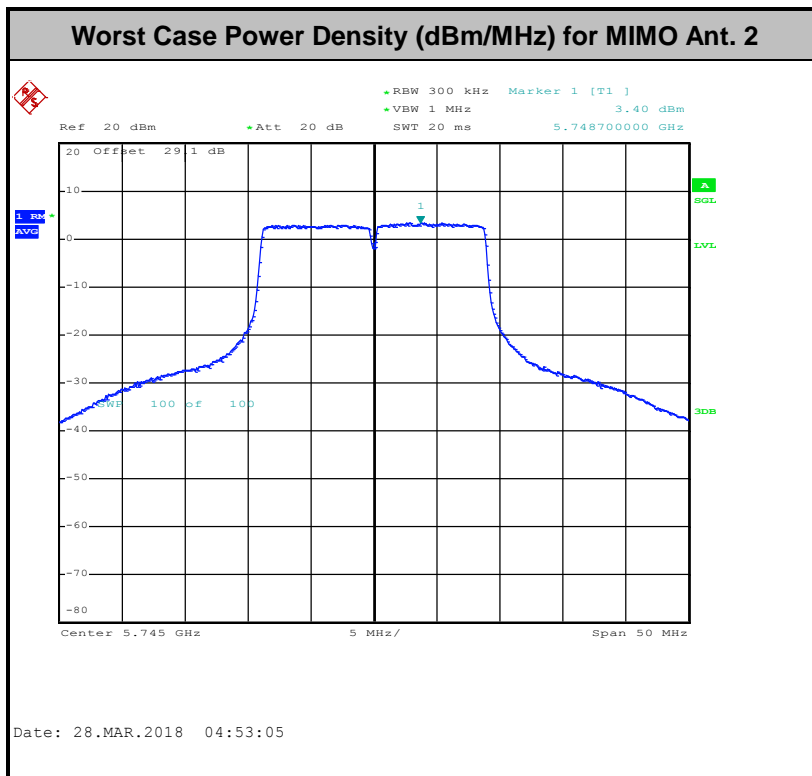
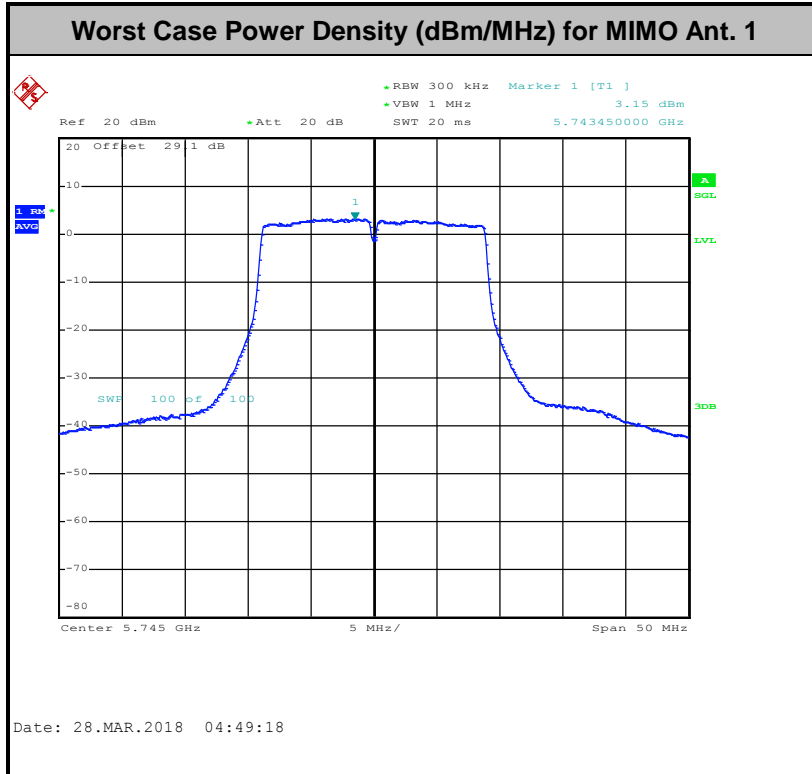
3.3.4 Test Setup



3.3.5 Test Result of Power Spectral Density

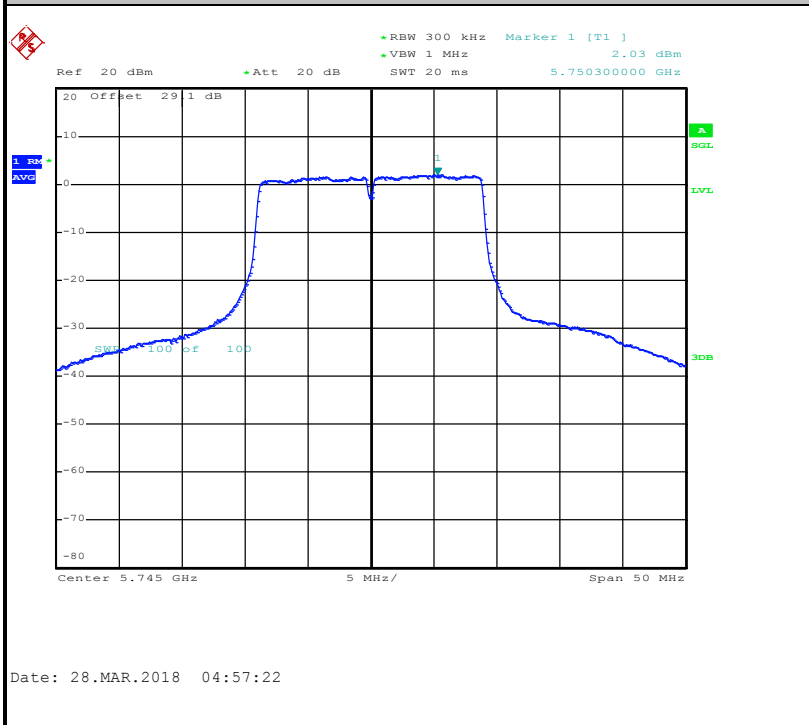
Please refer to Appendix A.

<CDD Modes>

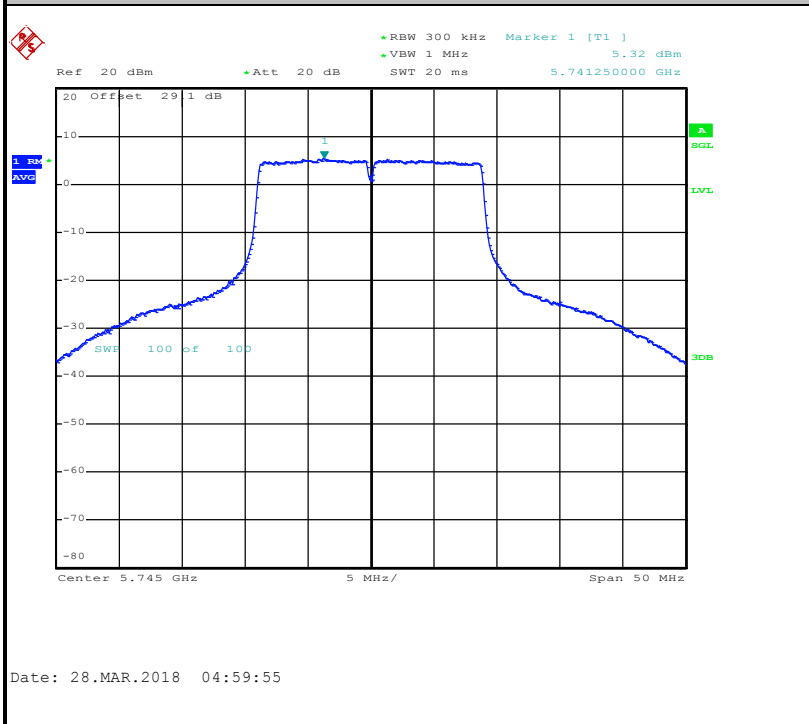




Worst Case Power Density (dBm/MHz) for MIMO Ant. 3

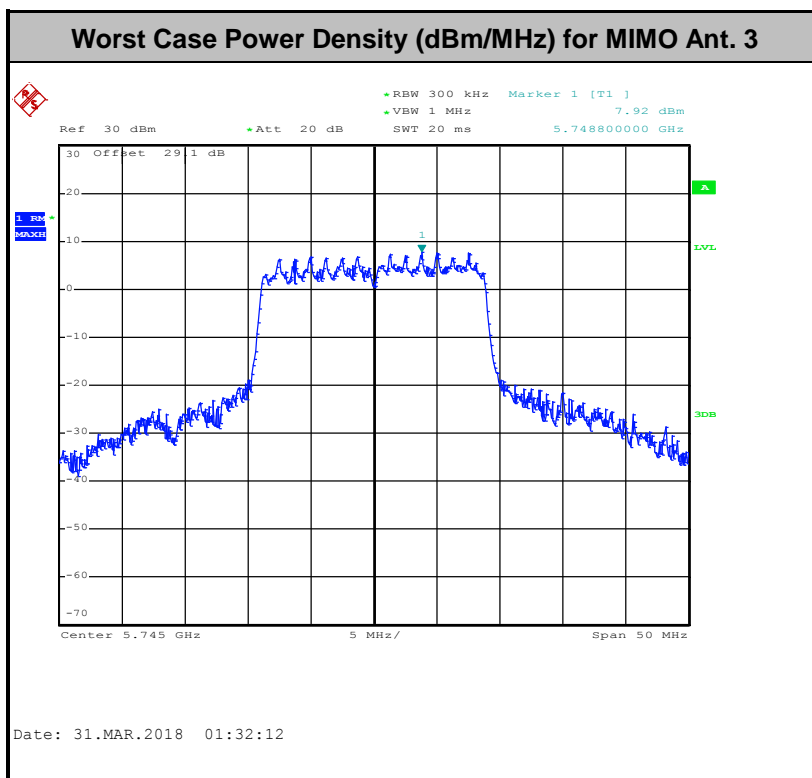
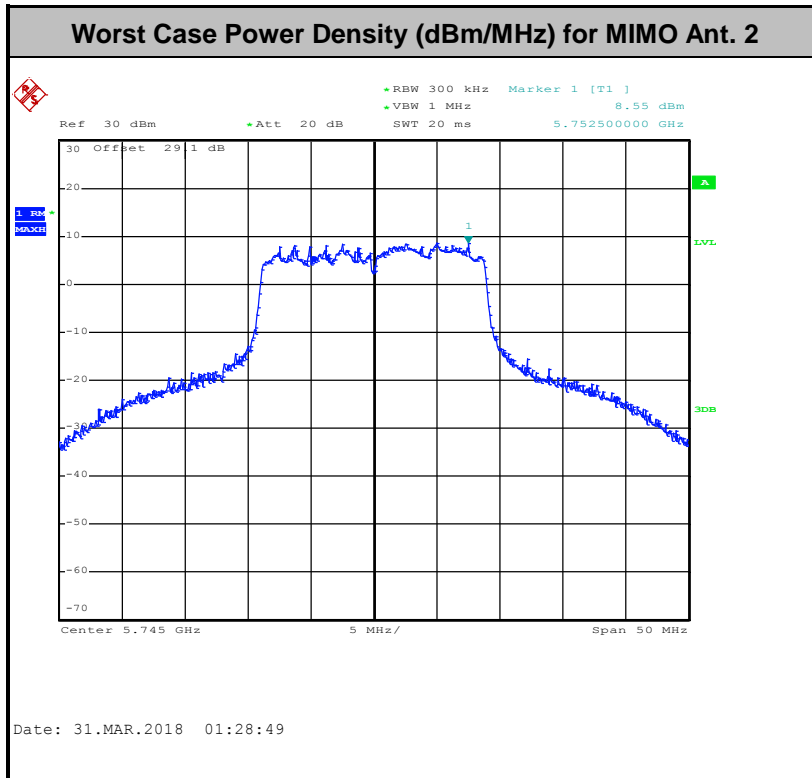


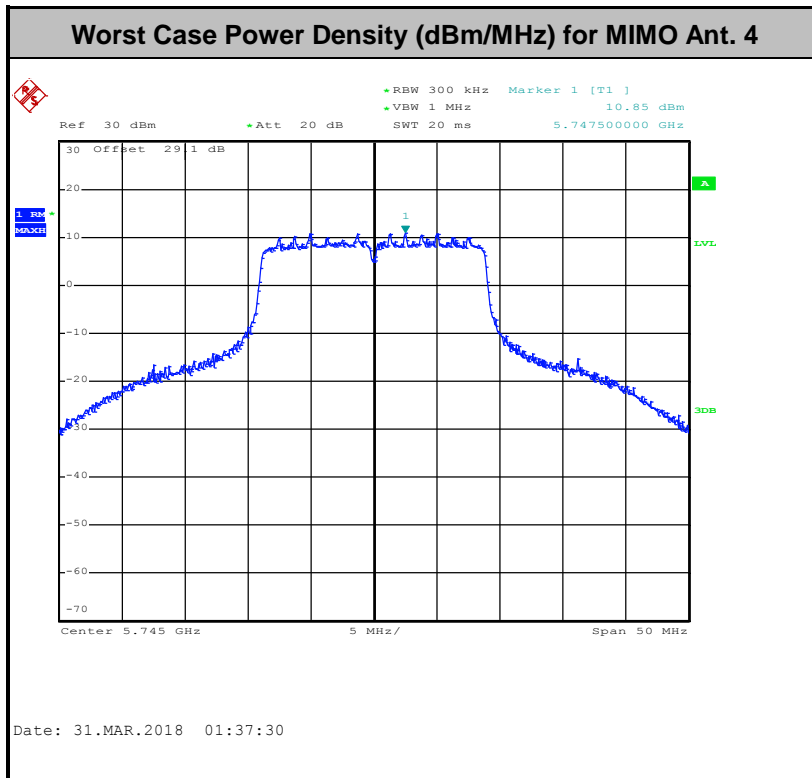
Worst Case Power Density (dBm/MHz) for MIMO Ant. 4





<TXBF Modes>







3.4 Unwanted Emissions Measurement

This section is to measure unwanted emissions through radiated measurement for band edge spurious emissions and out of band emissions measurement.

3.4.1 Limit of Unwanted Emissions

(1) For transmitters operating in the 5.725-5.85 GHz band:

15.407(b)(4)(i) All emissions shall be limited to a level of -27 dBm/MHz at 75 MHz or more above or below the band edge increasing linearly to 10 dBm/MHz at 25 MHz above or below the band edge, and from 25 MHz above or below the band edge increasing linearly to a level of 15.6 dBm/MHz at 5 MHz above or below the band edge, and from 5 MHz above or below the band edge increasing linearly to a level of 27 dBm/MHz at the band edge.

(2) Unwanted spurious emissions fallen in restricted bands shall comply with the general field strength limits as below table,

Frequency (MHz)	Field Strength (microvolts/meter)	Measurement Distance (meters)
0.009 – 0.490	2400/F(kHz)	300
0.490 – 1.705	24000/F(kHz)	30
1.705 – 30.0	30	30
30 – 88	100	3
88 – 216	150	3
216 - 960	200	3
Above 960	500	3

Note: The following formula is used to convert the EIRP to field strength.

$$E = \frac{1000000\sqrt{30P}}{3} \text{ } \mu\text{V/m, where P is the eirp (Watts)}$$



EIRP (dBm)	Field Strength at 3m (dBµV/m)
- 27	68.3

(3) KDB789033 D02 v02r01 G)2)c)

- (i) Section 15.407(b)(1) to (b)(3) specify the unwanted emission limits for the U-NII-1 and U-NII-2 bands. As specified, emissions above 1000 MHz that are outside of the restricted bands are subject to a peak emission limit of -27 dBm/MHz.³
- (ii) Section 15.407(b)(4) specifies the unwanted emission limit for the U-NII-3 band. A band emissions mask is specified in Section 15.407(b)(4)(i). The emission limits are in terms of a Peak detector. An alternative to the band emissions mask is specified in Section 15.407(b)(4)(ii). The alternative limits are based on the highest antenna gain specified in the filing. There are also marketing and importation restrictions for the devices using the alternative limit.⁴

Note 3: An out-of-band emission that complies with both the average and peak limits of Section 15.209 is not required to satisfy the -27 dBm/MHz peak emission limit.

Note 4: Only devices with antenna gains of 10 dBi or less may be approved using the emission limits specified in Section 15.247(d) till March 2, 2018; all other devices operating in this band must use the mask specified in Section 15.407(b)(4)(i).

3.4.2 Measuring Instruments

The measuring equipment is listed in the section 4 of this test report.



3.4.3 Test Procedures

1. The testing follows FCC KDB 789033 D02 General UNII Test Procedures New Rules v02r01. Section G) Unwanted emissions measurement.

(1) Procedure for Unwanted Emissions Measurements Below 1000MHz

- RBW = 120 kHz
- VBW = 300 kHz
- Detector = Peak
- Trace mode = max hold

(2) Procedure for Peak Unwanted Emissions Measurements Above 1000 MHz

- RBW = 1 MHz
- VBW \geq 3 MHz
- Detector = Peak
- Sweep time = auto
- Trace mode = max hold

(3) Procedures for Average Unwanted Emissions Measurements Above 1000MHz

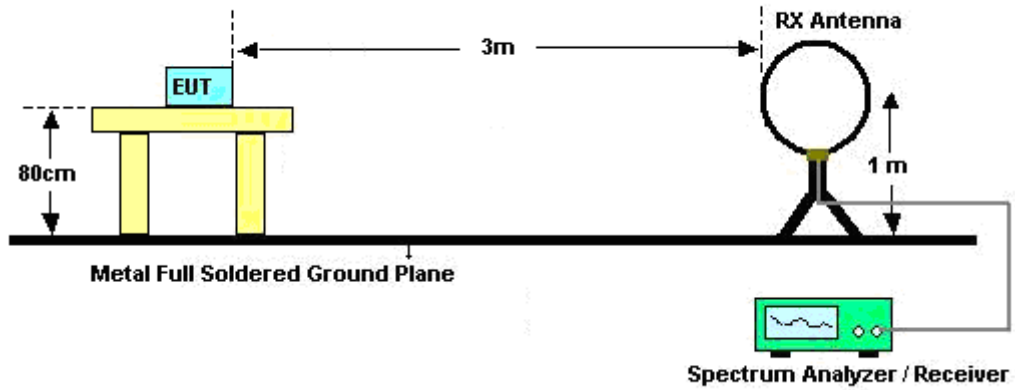
- RBW = 1 MHz
- VBW = 10 Hz, when duty cycle is no less than 98 percent.
- VBW \geq 1/T, when duty cycle is less than 98 percent where T is the minimum transmission duration over which the transmitter is on and is transmitting at its maximum power control level for the tested mode of operation.



2. The EUT was placed on a turntable with 0.8 meter for frequency below 1GHz and 1.5 meter for frequency above 1GHz respectively above ground.
3. The EUT was set 3 meters from the interference receiving antenna which was mounted on the top of a variable height antenna tower.
4. The antenna is a broadband antenna and its height is adjusted between one meter and four meters above ground to find the maximum value of the field strength for both horizontal polarization and vertical polarization of the antenna.
5. For each suspected emission, the EUT was arranged to its worst case and then adjust the antenna tower (from 1 m to 4 m) and turntable (from 0 degree to 360 degrees) to find the maximum reading.
6. For testing below 1GHz, if the emission level of the EUT in peak mode was 3 dB lower than the limit specified, then peak values of EUT will be reported, otherwise, the emissions will be repeated one by one using the CISPR quasi-peak method and reported.
7. For testing above 1GHz, the emission level of the EUT in peak mode was 20dB lower than average limit (that means the emission level in average mode also complies with the limit in average mode), then peak values of EUT will be reported, otherwise, the emissions will be measured in average mode again and reported.

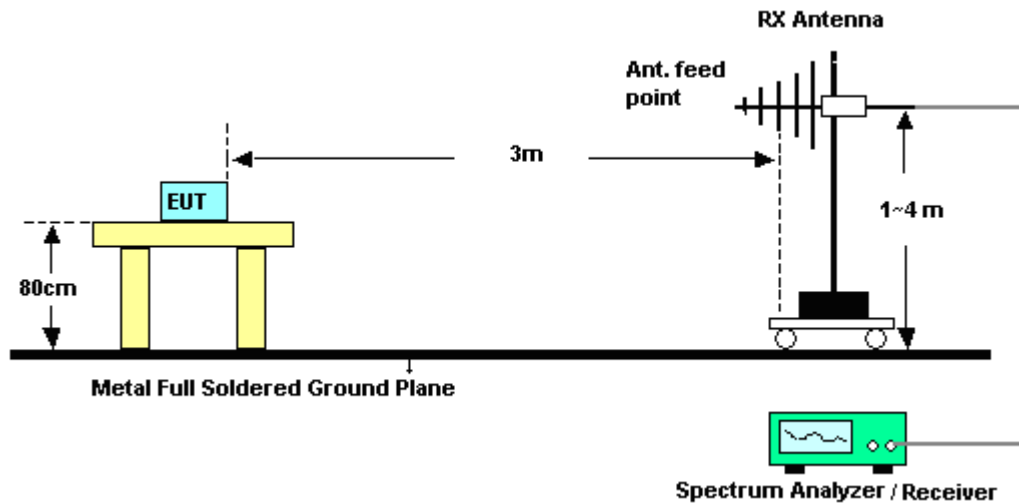
3.4.4 Test Setup

For radiated emissions below 30MHz

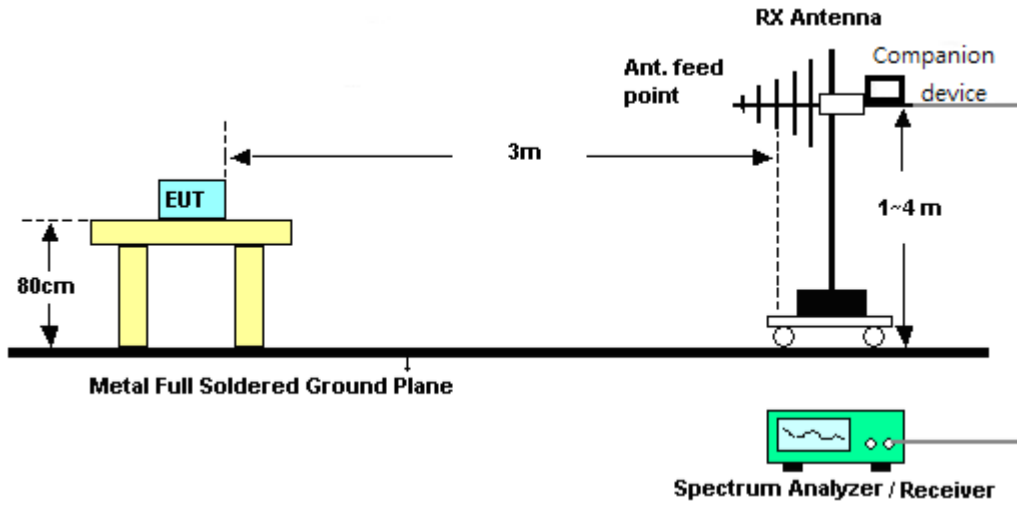


For radiated emissions from 30MHz to 1GHz

<CDD Mode>

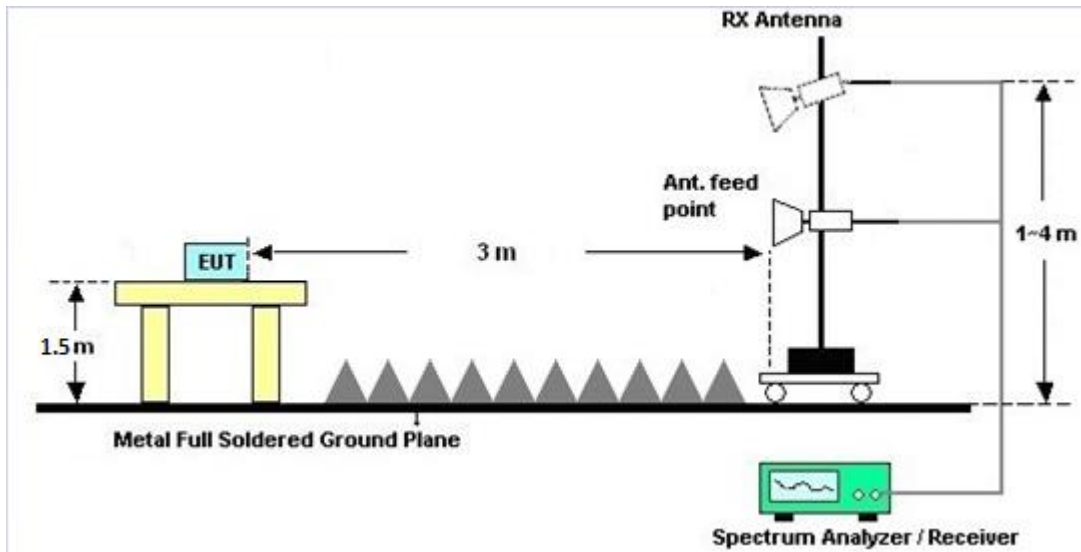


<TXBF Modes>

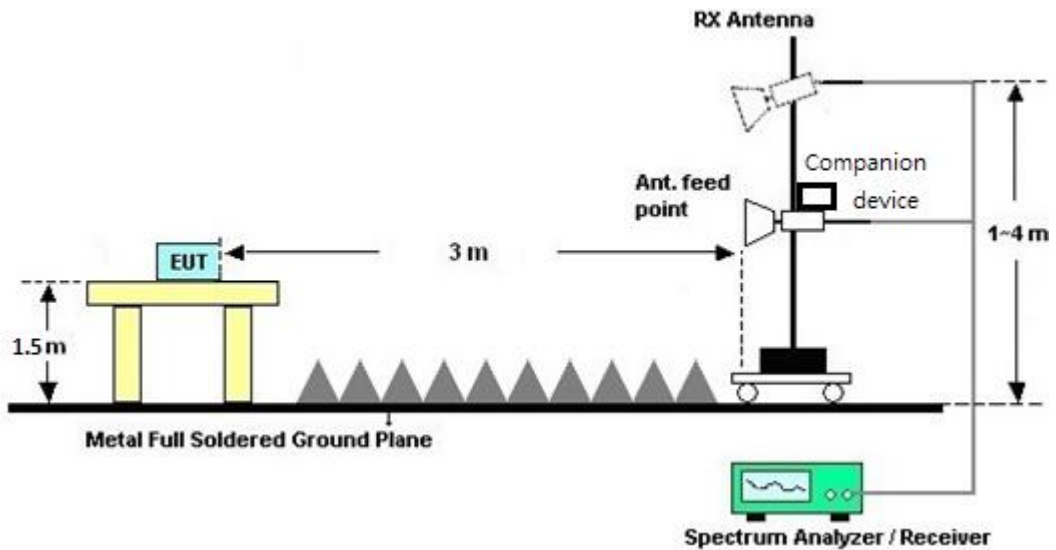


For radiated emissions above 1GHz

<CDD Mode>



<TXBF Modes>



3.4.5 Test Results of Radiated Emissions (9 kHz ~ 30 MHz)

The low frequency, which started from 9 kHz to 30MHz, was pre-scanned and the result which was 20dB lower than the limit line was not reported.

There is a comparison data of both open-field test site and semi-Anechoic chamber, and the result came out very similar.

3.4.6 Test Result of Radiated Band Edges

Please refer to Appendix C and D.

3.4.7 Duty Cycle

Please refer to Appendix E.

3.4.8 Test Result of Unwanted Radiated Emission (30MHz ~ 10th Harmonic)

Please refer to Appendix C and D.



3.5 AC Conducted Emission Measurement

3.5.1 Limit of AC Conducted Emission

For equipment that is designed to be connected to the public utility (AC) power line, the radio frequency voltage that is conducted back onto the AC power line on any frequency or frequencies within the band 150 kHz to 30 MHz shall not exceed the limits in the following table.

Frequency of emission (MHz)	Conducted limit (dBµV)	
	Quasi-peak	Average
0.15-0.5	66 to 56*	56 to 46*
0.5-5	56	46
5-30	60	50

*Decreases with the logarithm of the frequency.

3.5.2 Measuring Instruments

The measuring equipment is listed in the section 4 of this test report.

3.5.3 Test Procedures

1. The EUT was placed 0.4 meter from the conducting wall of the shielding room was kept at least 80 centimeters from any other grounded conducting surface.
2. Connect EUT to the power mains through a line impedance stabilization network (LISN).
3. All the support units are connecting to the other LISN.
4. The LISN provides 50 ohm coupling impedance for the measuring instrument.
5. The FCC states that a 50 ohm, 50 microhenry LISN should be used.
6. Both sides of AC line were checked for maximum conducted interference.
7. The frequency range from 150 kHz to 30 MHz was searched.
8. Set the test-receiver system to Peak Detect Function and specified bandwidth with Maximum Hold Mode.

3.5.4 Test Setup



3.5.5 Test Result of AC Conducted Emission

Please refer to Appendix B.



3.6 Automatically Discontinue Transmission

3.6.1 Limit of Automatically Discontinue Transmission

The device shall automatically discontinue transmission in case of either absence of information to transmit or operational failure. These provisions are not intended to preclude the transmission of control or signaling information or the use of repetitive codes used by certain digital technologies to complete frame or burst intervals. Applicants shall include in their application for equipment authorization to describe how this requirement is met.

3.6.2 Measuring Instruments

The measuring equipment is listed in the section 4 of this test report.

3.6.3 Test Result of Automatically Discontinue Transmission

While the EUT is not transmitting any information, the EUT can automatically discontinue transmission and become standby mode for power saving. The EUT can detect the controlling signal of ACK message transmitting from remote device and verify whether it shall resend or discontinue transmission.



3.7 Antenna Requirements

3.7.1 Standard Applicable

If transmitting antenna directional gain is greater than 6 dBi, both the peak transmit power and the peak power spectral density shall be reduced by the amount in dB that the directional gain of the antenna exceeds 6 dBi.

3.7.2 Antenna Anti-Replacement Construction

An embedded-in antenna design is used.

3.7.3 Antenna Gain

<CDD Modes >

FCC KDB 662911 D01 Multiple Transmitter Output v02r01

For CDD transmissions, directional gain is calculated as

Directional gain = GANT + Array Gain, where Array Gain is as follows.

For power spectral density (PSD) measurements on all devices,

Array Gain = 10 log(NANT/NSS=1) dB.

For power measurements on IEEE 802.11 devices,

Array Gain = 0 dB (i.e., no array gain) for NANT ≤ 4.

Directional gain may be calculated by using the formulas applicable to equal gain antennas with GANT set equal to the gain of the antenna having the highest gain;

The EUT supports CDD mode.

For power, the directional gain GANT is set equal to the antenna having the highest gain, i.e., F)2)f)i).

For PSD, the directional gain calculation is following F)2)f)ii) of KDB 662911 D01 v02r01.

The power and PSD limit should be modified if the directional gain of EUT is over 6 dBi,

The directional gain “DG” is calculated as following table.

<CDD Modes>								
Band IV					DG	DG	Power	PSD
					for	for	Limit	Limit
	Ant. 1	Ant. 2	Ant. 3	Ant. 4	Power	PSD	Reduction	Reduction
	(dBi)	(dBi)	(dBi)	(dBi)	(dBi)	(dBi)	(dB)	(dB)
MIMO 3+4	-	-	3.90	3.90	3.90	6.91	0.00	0.91
MIMO 2+3+4	-	5.70	3.90	3.90	5.70	9.31	0.00	3.31
MIMO 1+2+3+4	6.00	5.70	3.90	3.90	6.00	10.95	0.00	4.95

Power Limit Reduction = DG(Power) – 6dBi, (min = 0)

PSD Limit Reduction = DG(PSD) – 6dBi, (min = 0)

TXBF modes

FCC KDB 662911 D01 Multiple Transmitter Output v02r01

For CDD transmissions, directional gain is calculated as

$$DirectionalGain = 10 \cdot \log \left[\frac{\sum_{j=1}^{N_{SS}} \left\{ \sum_{k=1}^{N_{ANT}} g_{j,k} \right\}^2}{N_{ANT}} \right]$$

where

Each antenna is driven by no more than one spatial stream;

N_{SS} = the number of independent spatial streams of data;

N_{ANT} = the total number of antennas

$g_{j,k} = 10^{G_k / 20}$ if the k th antenna is being fed by spatial stream j , or zero if it is not;

G_k is the gain in dBi of the k th antenna.

The EUT supports beamforming for 802.11ac modes.

The directional gain calculation is following F)2)e)ii) of KDB 662911 D01 v02r01.

The power and PSD limit should be modified if the directional gain of EUT is over 6 dBi,

The directional gain “DG” is calculated as following table.

Band IV					DG	DG	Power	PSD
					for	for	Limit	Limit
	Ant 1 (dBi)	Ant 2 (dBi)	Ant 3 (dBi)	Ant 3 (dBi)	Power (dBi)	PSD (dBi)	Reduction (dB)	Reduction (dB)
MIMO 3+4	-	-	3.90	3.90	6.91	6.91	0.91	0.91
MIMO 2+3+4	-	5.70	3.90	3.90	9.31	9.31	3.31	3.31
MIMO 1+2+3+4	6.00	5.70	3.90	3.90	10.95	10.95	4.95	4.95

$Power\ Limit\ Reduction = DG(Power) - 6dBi, (min = 0)$

$PSD\ Limit\ Reduction = DG(PSD) - 6dBi, (min = 0)$



4 List of Measuring Equipment

Instrument	Manufacturer	Model No.	Serial No.	Characteristics	Calibration Date	Test Date	Due Date	Remark
Power Meter	Anritsu	ML2495A	1240001	N/A	Sep. 07, 2017	Feb. 03, 2018~ Mar. 31, 2018	Sep. 06, 2018	Conducted (TH05-HY)
Power Sensor	Anritsu	MA2411B	1207349	300MHz~40GHz z	Sep. 07, 2017	Feb. 03, 2018~ Mar. 31, 2018	Sep. 06, 2018	Conducted (TH05-HY)
Spectrum Analyzer	Rohde & Schwarz	FSP40	100055	9kHz~40GHz	Jun. 20, 2017	Feb. 03, 2018~ Apr. 12, 2018	Jun. 19, 2018	Conducted (TH05-HY)
Switch Box & RF Cable	Burgeon	ETF-058	EC130048 4	N/A	Jan. 03, 2018	Feb. 03, 2018~ Apr. 12, 2018	Jan. 02, 2019	Conducted (TH05-HY)
Switch Box & RF Cable	Burgeon	ETF-058	EC120838 1	N/A	Mar. 03, 2017	Feb. 03, 2018~ Feb. 28, 2018	Mar. 02, 2018	Conducted (TH05-HY)
Switch Box & RF Cable	Burgeon	ETF-058	EC120838 1	N/A	Mar. 01, 2018	Mar. 01, 2018~ Mar. 31, 2018	Feb. 28, 2019	Conducted (TH05-HY)
Power Sensor	DARE	RPR3006W	16I00054S NO11	10MHz~6GHz	Dec. 11, 2017	Mar. 29, 2018~ Apr. 12, 2018	Dec. 10, 2018	Conducted (TH05-HY)
AC Power Source	ChainTek	APC-1000W	N/A	N/A	N/A	Mar. 27, 2018	N/A	Conduction (CO05-HY)
EMI Test Receiver	Rohde & Schwarz	ESCI 7	100724	9kHz~7GHz	Sep. 20, 2017	Mar. 27, 2018	Sep. 19, 2018	Conduction (CO05-HY)
LISN	Rohde & Schwarz	ENV216	100080	9kHz~30MHz	Nov. 30, 2017	Mar. 27, 2018	Nov. 29, 2018	Conduction (CO05-HY)
LISN	Rohde & Schwarz	ENV216	100081	9kHz~30MHz	Dec. 08, 2017	Mar. 27, 2018	Dec. 07, 2018	Conduction (CO05-HY)
Software	Rohde & Schwarz	EMC32 V10.30	N/A	N/A	N/A	Mar. 27, 2018	N/A	Conduction (CO05-HY)



Instrument	Manufacturer	Model No.	Serial No.	Characteristics	Calibration Date	Test Date	Due Date	Remark
Amplifier	MITEQ	TTA1840-35-HG	1871923	18GHz~40GHz, VSWR : 2.5:1 max	Jul. 18, 2017	Feb. 11, 2018~ Mar. 20, 2018	Jul. 17, 2018	Radiation (03CH11-HY)
Amplifier	SONOMA	310N	187312	9kHz~1GHz	Nov. 10, 2016	Feb. 11, 2018~ Mar. 20, 2018	Nov. 09, 2018	Radiation (03CH11-HY)
Bilog Antenna	TESEQ	CBL 6111D&N-6-0 6	35414&AT- N0602	30MHz~1GHz	Oct. 14, 2017	Feb. 11, 2018~ Mar. 20, 2018	Oct. 13, 2018	Radiation (03CH11-HY)
Horn Antenna	SCHWARZBE CK	BBHA 9120 D	9120D-132 6	1GHz ~ 18GHz	Oct. 16, 2017	Feb. 11, 2018~ Mar. 20, 2018	Oct. 15, 2018	Radiation (03CH11-HY)
Loop Antenna	Rohde & Schwarz	HFH2-Z2	100488	9 kHz~30 MHz	Nov. 23, 2017	Feb. 11, 2018~ Mar. 20, 2018	Nov. 22, 2019	Radiation (03CH11-HY)
Preamplifier	Keysight	83017A	MY532700 80	1GHz~26.5GHz	Nov. 10, 2016	Feb. 11, 2018~ Mar. 20, 2018	Nov. 09, 2018	Radiation (03CH11-HY)
Spectrum Analyzer	Keysight	N9010A	MY542004 86	10Hz ~ 44GHz	Oct. 19, 2017	Feb. 11, 2018~ Mar. 20, 2018	Oct. 18, 2018	Radiation (03CH11-HY)
Antenna Mast	EMEC	AM-BS-4500- B	N/A	1~4m	N/A	Feb. 11, 2018~ Mar. 20, 2018	N/A	Radiation (03CH11-HY)
Turn Table	EMEC	TT 2000	N/A	0~360 Degree	N/A	Feb. 11, 2018~ Mar. 20, 2018	N/A	Radiation (03CH11-HY)
Preamplifier	MITEQ	AMF-7D-0010 1800-30-10P	1590074	1GHz~18GHz	May 22, 2017	Feb. 11, 2018~ Mar. 20, 2018	May 21, 2018	Radiation (03CH11-HY)
Preamplifier	MITEQ	AMF-7D-0010 1800	2025787	1GHz~18GHz	Feb. 13, 2017	Feb. 11, 2018~ Mar. 20, 2018	Feb. 12, 2019	Radiation (03CH11-HY)
EMI Test Receiver	Agilent	N9038A (MXE)	MY532900 53	20Hz to 26.5GHz	Jan. 16, 2018	Feb. 11, 2018~ Mar. 20, 2018	Jan. 15, 2019	Radiation (03CH11-HY)
SHF-EHF Horn Antenna	SCHWARZBE CK	BBHA 9170	BBHA9170 584	18GHz- 40GHz	Nov. 27, 2017	Feb. 11, 2018~ Mar. 20, 2018	Nov. 26, 2018	Radiation (03CH11-HY)
Software	Audix	E3 6.2009-8- 24	RK-00104 2	NA	NA	Feb. 11, 2018~ Mar. 20, 2018	NA	Radiation (03CH11-HY)



5 Uncertainty of Evaluation

Uncertainty of Conducted Emission Measurement (150kHz ~ 30MHz)

Measuring Uncertainty for a Level of Confidence of 95% ($U = 2Uc(y)$)	2.7
---	-----

Uncertainty of Radiated Emission Measurement (30 MHz ~ 1000 MHz)

Measuring Uncertainty for a Level of Confidence of 95% ($U = 2Uc(y)$)	5.2
---	-----

Uncertainty of Radiated Emission Measurement (1000 MHz ~ 18000 MHz)

Measuring Uncertainty for a Level of Confidence of 95% ($U = 2Uc(y)$)	5.5
---	-----

Uncertainty of Radiated Emission Measurement (18000 MHz ~ 40000 MHz)

Measuring Uncertainty for a Level of Confidence of 95% ($U = 2Uc(y)$)	5.2
---	-----

Appendix A. Test Result of Conducted Test Items**<For CDD Mode>**

Test Engineer:	Kai Liao	Temperature:	21~25	°C
Test Date:	2018/2/21 ~ 2018/3/28	Relative Humidity:	51~54	%

TEST RESULTS DATA
6dB and 99% OBW

Band IV																		
Mod.	Data Rate	NTX	CH.	Freq. (MHz)	99% Bandwidth (MHz)				26dB Bandwidth (MHz)				6 dB Bandwidth (MHz)				6 dB Bandwidth Min. Limit (MHz)	Pass/Fail
					Ant 1	Ant 2	Ant 3	Ant 4	Ant 1	Ant 2	Ant 3	Ant 4	Ant 1	Ant 2	Ant 3	Ant 4		
11a	6Mbps	1	149	5745	-	-	32.65	-	-	-	47.85	-	-	-	16.00	-	0.5	Pass
11a	6Mbps	1	157	5785	-	-	39.30	-	-	-	80.80	-	-	-	16.30	-	0.5	Pass
11a	6Mbps	1	165	5825	-	-	30.30	-	-	-	46.80	-	-	-	16.20	-	0.5	Pass
VHT20	MCS0	1	149	5745	-	-	40.25	-	-	-	70.61	-	-	-	17.60	-	0.5	Pass
VHT20	MCS0	1	157	5785	-	-	41.45	-	-	-	83.64	-	-	-	17.60	-	0.5	Pass
VHT20	MCS0	1	165	5825	-	-	41.10	-	-	-	77.76	-	-	-	17.60	-	0.5	Pass
VHT40	MCS0	1	151	5755	-	-	52.80	-	-	-	90.96	-	-	-	33.60	-	0.5	Pass
VHT40	MCS0	1	159	5795	-	-	64.20	-	-	-	100.25	-	-	-	33.12	-	0.5	Pass
VHT80	MCS0	1	155	5775	-	-	90.36	-	-	-	195.48	-	-	-	74.56	-	0.5	Pass
11a	6Mbps	2	149	5745	-	-	17.50	17.70	-	-	27.45	30.95	-	-	16.20	16.30	0.5	Pass
11a	6Mbps	2	157	5785	-	-	17.35	17.20	-	-	22.50	21.20	-	-	16.25	16.30	0.5	Pass
11a	6Mbps	2	165	5825	-	-	17.10	17.10	-	-	21.10	20.90	-	-	16.30	16.25	0.5	Pass
VHT20	MCS0	2	149	5745	-	-	18.40	18.65	-	-	26.55	31.45	-	-	17.15	17.50	0.5	Pass
VHT20	MCS0	2	157	5785	-	-	18.45	18.30	-	-	23.25	22.00	-	-	17.30	17.50	0.5	Pass
VHT20	MCS0	2	165	5825	-	-	18.35	18.25	-	-	22.05	21.70	-	-	17.50	17.15	0.5	Pass
VHT40	MCS0	2	151	5755	-	-	65.80	69.90	-	-	97.20	103.37	-	-	35.40	36.36	0.5	Pass
VHT40	MCS0	2	159	5795	-	-	58.20	39.40	-	-	99.22	79.20	-	-	35.28	35.91	0.5	Pass
VHT80	MCS0	2	155	5775	-	-	79.44	76.80	-	-	183.15	172.65	-	-	75.52	76.16	0.5	Pass
11a	6Mbps	3	149	5745	-	17.60	17.45	17.80	-	32.75	29.95	32.95	-	16.30	16.30	16.25	0.5	Pass
11a	6Mbps	3	157	5785	-	17.20	17.20	17.20	-	21.10	21.85	21.45	-	16.30	16.30	16.30	0.5	Pass
11a	6Mbps	3	165	5825	-	17.25	17.10	17.20	-	21.10	20.90	21.00	-	16.30	16.30	16.20	0.5	Pass
VHT20	MCS0	3	149	5745	-	18.60	18.50	18.65	-	31.50	25.70	31.90	-	17.60	17.50	17.50	0.5	Pass
VHT20	MCS0	3	157	5785	-	18.30	18.40	18.30	-	21.80	22.55	21.60	-	17.50	17.30	17.55	0.5	Pass
VHT20	MCS0	3	165	5825	-	18.35	18.25	18.20	-	21.90	21.80	21.50	-	17.50	17.55	17.55	0.5	Pass
VHT40	MCS0	3	151	5755	-	73.60	76.70	75.50	-	109.92	119.78	131.74	-	36.40	36.35	36.20	0.5	Pass
VHT40	MCS0	3	159	5795	-	36.50	51.70	37.60	-	60.61	87.79	79.20	-	34.40	34.95	35.70	0.5	Pass
VHT80	MCS0	3	155	5775	-	75.96	76.32	75.96	-	131.74	140.91	128.00	-	75.12	73.81	75.60	0.5	Pass
11a	6Mbps	4	149	5745	17.20	17.45	17.35	17.45	21.05	22.70	21.80	24.65	16.20	16.30	16.25	16.30	0.5	Pass
11a	6Mbps	4	157	5785	17.15	17.20	17.25	17.25	21.10	21.30	21.95	20.90	16.00	16.30	16.25	16.30	0.5	Pass
11a	6Mbps	4	165	5825	17.10	17.30	17.20	17.15	21.15	20.90	20.80	20.90	16.30	16.30	16.20	16.30	0.5	Pass
VHT20	MCS0	4	149	5745	18.30	18.55	18.45	18.55	22.20	24.60	23.20	29.85	17.10	17.55	17.15	17.60	0.5	Pass
VHT20	MCS0	4	157	5785	18.35	18.35	18.50	18.30	23.20	22.20	25.50	21.90	17.50	17.50	16.90	17.50	0.5	Pass
VHT20	MCS0	4	165	5825	18.30	18.30	18.30	18.35	22.00	22.00	21.70	21.70	17.50	17.50	17.55	17.55	0.5	Pass
VHT40	MCS0	4	151	5755	36.50	36.60	36.70	36.80	41.58	77.34	70.02	68.04	36.00	34.40	35.00	35.00	0.5	Pass
VHT40	MCS0	4	159	5795	36.90	36.40	37.30	36.40	70.45	40.68	82.68	46.44	33.15	34.00	35.25	35.00	0.5	Pass
VHT80	MCS0	4	155	5775	76.32	75.96	76.08	76.08	152.64	116.50	153.60	129.08	75.39	74.96	75.70	75.66	0.5	Pass

TEST RESULTS DATA
Average Power Table

Band IV															
Mod.	Data Rate	NTX	CH.	Freq. (MHz)	Average Conducted Power with duty factor (dBm)					FCC Conducted Power Limit (dBm)	DG (dBi)				Pass/Fail
					Ant 1	Ant 2	Ant 3	Ant 4	SUM		Ant 1	Ant 2	Ant 3	Ant 4	
11a	6Mbps	1	149	5745	-	-	22.84	-	-	30.00	6.00	5.70	3.90	3.90	Pass
11a	6Mbps	1	157	5785	-	-	25.66	-	-	30.00	6.00	5.70	3.90	3.90	Pass
11a	6Mbps	1	165	5825	-	-	25.23	-	-	30.00	6.00	5.70	3.90	3.90	Pass
HT20	MCS0	1	149	5745	-	-	22.7	-	-	30.00	6.00	5.70	3.90	3.90	Pass
HT20	MCS0	1	157	5785	-	-	24.64	-	-	30.00	6.00	5.70	3.90	3.90	Pass
HT20	MCS0	1	165	5825	-	-	26.12	-	-	30.00	6.00	5.70	3.90	3.90	Pass
HT40	MCS0	1	151	5755	-	-	22.74	-	-	30.00	6.00	5.70	3.90	3.90	Pass
HT40	MCS0	1	159	5795	-	-	24.93	-	-	30.00	6.00	5.70	3.90	3.90	Pass
VHT20	MCS0	1	149	5745	-	-	23.57	-	-	30.00	6.00	5.70	3.90	3.90	Pass
VHT20	MCS0	1	157	5785	-	-	25.62	-	-	30.00	6.00	5.70	3.90	3.90	Pass
VHT20	MCS0	1	165	5825	-	-	26.47	-	-	30.00	6.00	5.70	3.90	3.90	Pass
VHT40	MCS0	1	151	5755	-	-	22.9	-	-	30.00	6.00	5.70	3.90	3.90	Pass
VHT40	MCS0	1	159	5795	-	-	25.02	-	-	30.00	6.00	5.70	3.90	3.90	Pass
VHT80	MCS0	1	155	5775	-	-	23.71	-	-	30.00	6.00	5.70	3.90	3.90	Pass
11a	6Mbps	2	149	5745	-	-	19.63	22.93	24.60	30.00	3.90				Pass
11a	6Mbps	2	157	5785	-	-	20.85	21.55	24.22	30.00	3.90				Pass
11a	6Mbps	2	165	5825	-	-	19.33	18.89	22.13	30.00	3.90				Pass
HT20	MCS0	2	149	5745	-	-	19.31	21.75	23.71	30.00	3.90				Pass
HT20	MCS0	2	157	5785	-	-	17.76	21.81	23.25	30.00	3.90				Pass
HT20	MCS0	2	165	5825	-	-	18.71	18.52	21.63	30.00	3.90				Pass
HT40	MCS0	2	151	5755	-	-	23.18	25.96	27.80	30.00	3.90				Pass
HT40	MCS0	2	159	5795	-	-	24.05	24.53	27.31	30.00	3.90				Pass
VHT20	MCS0	2	149	5745	-	-	19.23	22.65	24.28	30.00	3.90				Pass
VHT20	MCS0	2	157	5785	-	-	20.94	21.63	24.31	30.00	3.90				Pass
VHT20	MCS0	2	165	5825	-	-	18.9	18.45	21.69	30.00	3.90				Pass
VHT40	MCS0	2	151	5755	-	-	23.28	26.09	27.92	30.00	3.90				Pass
VHT40	MCS0	2	159	5795	-	-	24.22	24.63	27.44	30.00	3.90				Pass
VHT80	MCS0	2	155	5775	-	-	22.48	23.90	26.26	30.00	3.90				Pass
11a	6Mbps	3	149	5745	-	21.05	19.69	22.99	26.23	30.00	5.70				Pass
11a	6Mbps	3	157	5785	-	18.89	20.39	21.13	25.00	30.00	5.70				Pass
11a	6Mbps	3	165	5825	-	16.26	19.39	18.93	23.17	30.00	5.70				Pass
HT20	MCS0	3	149	5745	-	20.81	19.36	22.75	25.97	30.00	5.70				Pass
HT20	MCS0	3	157	5785	-	19.08	20.59	21.31	25.19	30.00	5.70				Pass
HT20	MCS0	3	165	5825	-	16.44	19.4	19.13	23.28	30.00	5.70				Pass
HT40	MCS0	3	151	5755	-	24.20	23.6	26.19	29.58	30.00	5.70				Pass
HT40	MCS0	3	159	5795	-	21.37	23.62	23.86	27.86	30.00	5.70				Pass
VHT20	MCS0	3	149	5745	-	20.88	19.36	22.84	26.03	30.00	5.70				Pass
VHT20	MCS0	3	157	5785	-	19.10	20.58	21.38	25.22	30.00	5.70				Pass
VHT20	MCS0	3	165	5825	-	16.55	19.44	19.08	23.30	30.00	5.70				Pass
VHT40	MCS0	3	151	5755	-	24.34	23.98	26.24	29.74	30.00	5.70				Pass
VHT40	MCS0	3	159	5795	-	21.56	23.71	24.03	28.00	30.00	5.70				Pass
VHT80	MCS0	3	155	5775	-	20.18	21.05	22.28	26.03	30.00	5.70				Pass

11a	6Mbps	4	149	5745	19.74	20.05	18.82	22.01	26.34	30.00	6.00	Pass
11a	6Mbps	4	157	5785	20.07	18.89	20.39	21.10	26.20	30.00	6.00	Pass
11a	6Mbps	4	165	5825	17.37	15.30	18.33	17.83	23.37	30.00	6.00	Pass
HT20	MCS0	4	149	5745	19.80	20.20	18.74	22.14	26.42	30.00	6.00	Pass
HT20	MCS0	4	157	5785	20.58	19.56	21.08	21.71	26.82	30.00	6.00	Pass
HT20	MCS0	4	165	5825	18.53	16.48	19.48	19.03	24.54	30.00	6.00	Pass
HT40	MCS0	4	151	5755	20.78	20.83	20.32	22.71	27.28	30.00	6.00	Pass
HT40	MCS0	4	159	5795	22.00	20.31	22.48	22.71	27.99	30.00	6.00	Pass
VHT20	MCS0	4	149	5745	19.76	20.20	18.69	22.24	26.44	30.00	6.00	Pass
VHT20	MCS0	4	157	5785	20.91	19.51	21.02	21.70	26.88	30.00	6.00	Pass
VHT20	MCS0	4	165	5825	18.59	16.54	19.48	19.05	24.57	30.00	6.00	Pass
VHT40	MCS0	4	151	5755	20.73	20.87	20.4	22.88	27.36	30.00	6.00	Pass
VHT40	MCS0	4	159	5795	22.14	20.30	22.7	22.50	28.03	30.00	6.00	Pass
VHT80	MCS0	4	155	5775	21.64	20.69	21.59	22.84	27.78	30.00	6.00	Pass

TEST RESULTS DATA
Power Spectral Density

FCC Band IV															
Mod.	Data Rate	NTX	CH.	Freq. (MHz)	Average Power Density with RBW and duty factor (dBm/500kHz)					Average PSD Limit (dBm/500kHz)	DG (dBi)				Pass /Fail
					Ant 1	Ant 2	Ant 3	Ant 4	SUM		Ant 1	Ant 2	Ant 3	Ant 4	
11a	6Mbps	1	149	5745			8.24			30.00	6.00	5.70	3.90	3.90	Pass
11a	6Mbps	1	157	5785			10.39			30.00	6.00	5.70	3.90	3.90	Pass
11a	6Mbps	1	165	5825			10.01			30.00	6.00	5.70	3.90	3.90	Pass
VHT20	MCS0	1	149	5745			8.57			30.00	6.00	5.70	3.90	3.90	Pass
VHT20	MCS0	1	157	5785			10.13			30.00	6.00	5.70	3.90	3.90	Pass
VHT20	MCS0	1	165	5825			10.90			30.00	6.00	5.70	3.90	3.90	Pass
VHT40	MCS0	1	151	5755			5.12			30.00	6.00	5.70	3.90	3.90	Pass
VHT40	MCS0	1	159	5795			6.92			30.00	6.00	5.70	3.90	3.90	Pass
VHT80	MCS0	1	155	5775			2.46			30.00	6.00	5.70	3.90	3.90	Pass
11a	6Mbps	2	149	5745	-	-	2.92	6.35	11.58	29.09	6.91				Pass
11a	6Mbps	2	157	5785	-	-	3.88	4.49	9.72	29.09	6.91				Pass
11a	6Mbps	2	165	5825	-	-	2.19	1.74	7.42	29.09	6.91				Pass
VHT20	MCS0	2	149	5745	-	-	2.31	5.91	11.14	29.09	6.91				Pass
VHT20	MCS0	2	157	5785	-	-	3.66	4.52	9.75	29.09	6.91				Pass
VHT20	MCS0	2	165	5825	-	-	1.47	1.00	6.70	29.09	6.91				Pass
VHT40	MCS0	2	151	5755	-	-	3.39	6.03	11.26	29.09	6.91				Pass
VHT40	MCS0	2	159	5795	-	-	4.03	4.29	9.52	29.09	6.91				Pass
VHT80	MCS0	2	155	5775	-	-	-0.72	0.54	5.77	29.09	6.91				Pass
11a	6Mbps	3	149	5745	-	4.07	3.12	6.27	13.26	26.69	9.31				Pass
11a	6Mbps	3	157	5785	-	1.87	3.39	4.25	11.24	26.69	9.31				Pass
11a	6Mbps	3	165	5825	-	-1.17	2.23	1.72	9.22	26.69	9.31				Pass
VHT20	MCS0	3	149	5745	-	4.15	2.77	6.25	13.24	26.69	9.31				Pass
VHT20	MCS0	3	157	5785	-	2.42	3.81	4.52	11.51	26.69	9.31				Pass
VHT20	MCS0	3	165	5825	-	-0.53	2.50	2.34	9.49	26.69	9.31				Pass
VHT40	MCS0	3	151	5755	-	4.93	4.58	6.93	13.92	26.69	9.31				Pass
VHT40	MCS0	3	159	5795	-	2.30	4.20	4.54	11.53	26.69	9.31				Pass
VHT80	MCS0	3	155	5775	-	-2.60	-1.55	-0.42	6.57	26.69	9.31				Pass

11a	6Mbps	4	149	5745	5.83	3.79	2.55	5.71	13.95	25.05	10.95	Pass
11a	6Mbps	4	157	5785	6.02	2.42	3.89	4.56	12.80	25.05	10.95	Pass
11a	6Mbps	4	165	5825	3.01	-1.63	1.47	1.04	9.71	25.05	10.95	Pass
VHT20	MCS0	4	149	5745	5.83	3.84	2.45	5.74	13.98	25.05	10.95	Pass
VHT20	MCS0	4	157	5785	6.70	2.72	4.29	4.94	13.18	25.05	10.95	Pass
VHT20	MCS0	4	165	5825	4.19	-0.65	2.67	2.20	10.91	25.05	10.95	Pass
VHT40	MCS0	4	151	5755	4.08	1.87	1.46	3.77	12.01	25.05	10.95	Pass
VHT40	MCS0	4	159	5795	5.03	1.25	3.10	3.35	11.59	25.05	10.95	Pass
VHT80	MCS0	4	155	5775	1.08	-2.59	-1.65	-0.42	7.82	25.05	10.95	Pass

Note: PSD Sum = Max PSD(Ant. 1, Ant. 2) + 10 log (n)

<For TXBF Mode>

Test Engineer:	Kai Liao	Temperature:	21~25	°C
Test Date:	2018/3/29 ~ 2018/4/12	Relative Humidity:	51~54	%

TEST RESULTS DATA
6dB and 99% OBW

Band IV																		
Mod.	Data Rate	NTX	CH.	Freq. (MHz)	99% Bandwidth (MHz)				26dB Bandwidth (MHz)				6 dB Bandwidth (MHz)				6 dB Bandwidth Min. Limit (MHz)	Pass/Fail
					Ant 1	Ant 2	Ant 3	Ant 4	Ant 1	Ant 2	Ant 3	Ant 4	Ant 1	Ant 2	Ant 3	Ant 4		
VHT20	MCS0	2	149	5745	-	-	18.55	18.75	-	-	22.30	27.10	-	-	17.10	16.98	0.5	Pass
VHT20	MCS0	2	157	5785	-	-	18.75	18.55	-	-	24.25	22.45	-	-	17.06	17.00	0.5	Pass
VHT20	MCS0	2	165	5825	-	-	18.35	18.35	-	-	21.65	21.60	-	-	17.40	16.98	0.5	Pass
VHT40	MCS0	2	151	5755	-	-	36.20	36.90	-	-	67.05	64.89	-	-	36.24	35.57	0.5	Pass
VHT40	MCS0	2	159	5795	-	-	37.00	36.60	-	-	64.44	53.64	-	-	35.04	35.36	0.5	Pass
VHT80	MCS0	2	155	5775	-	-	76.20	76.08	-	-	116.30	141.52	-	-	75.79	75.12	0.5	Pass
VHT20	MCS0	3	149	5745	-	18.55	18.30	18.70	-	25.50	22.40	29.90	-	17.52	17.04	17.25	0.5	Pass
VHT20	MCS0	3	157	5785	-	18.25	18.45	18.35	-	21.60	22.85	22.00	-	16.68	15.88	17.24	0.5	Pass
VHT20	MCS0	3	165	5825	-	18.40	18.45	18.35	-	21.90	21.80	21.90	-	16.92	17.52	17.36	0.5	Pass
VHT40	MCS0	3	151	5755	-	36.30	36.40	36.30	-	40.56	39.46	40.20	-	35.40	35.10	35.04	0.5	Pass
VHT40	MCS0	3	159	5795	-	36.30	36.40	36.40	-	40.02	40.21	39.78	-	35.72	35.06	35.04	0.5	Pass
VHT80	MCS0	3	155	5775	-	75.60	75.84	75.96	-	95.37	99.76	96.60	-	75.61	74.56	75.44	0.5	Pass
VHT20	MCS0	4	149	5745	18.20	18.40	18.30	18.45	21.80	22.05	21.90	21.55	16.56	17.12	16.36	16.48	0.5	Pass
VHT20	MCS0	4	157	5785	18.35	18.40	18.25	18.35	22.10	21.80	21.80	21.75	17.30	17.34	16.22	17.13	0.5	Pass
VHT20	MCS0	4	165	5825	18.40	18.25	18.40	18.40	21.90	21.70	21.90	21.80	17.42	17.10	17.38	17.56	0.5	Pass
VHT40	MCS0	4	151	5755	36.90	36.30	36.30	36.30	39.96	40.62	40.25	40.50	35.07	35.02	35.44	35.07	0.5	Pass
VHT40	MCS0	4	159	5795	36.40	36.60	36.40	36.30	40.56	40.81	40.32	40.14	35.04	35.03	35.76	35.04	0.5	Pass
VHT80	MCS0	4	155	5775	76.20	75.72	75.72	75.84	81.92	82.20	80.48	82.66	75.79	75.43	74.59	75.31	0.5	Pass

TEST RESULTS DATA
Average Power Table

Band IV															
Mod.	Data Rate	NTX	CH.	Freq. (MHz)	Average Conducted Power with duty factor (dBm)					FCC Conducted Power Limit (dBm)	DG (dBi)				Pass/Fail
					Ant 1	Ant 2	Ant 3	Ant 4	SUM		Ant 1	Ant 2	Ant 3	Ant 4	
HT20	MCS0	2	149	5745	-	-	20	23.30	24.97	29.09	6.91				Pass
HT20	MCS0	2	157	5785	-	-	22.7	23.40	26.07	29.09	6.91				Pass
HT20	MCS0	2	165	5825	-	-	20.1	19.80	22.96	29.09	6.91				Pass
HT40	MCS0	2	151	5755	-	-	20.7	23.80	25.53	29.09	6.91				Pass
HT40	MCS0	2	159	5795	-	-	23.3	23.90	26.62	29.09	6.91				Pass
VHT20	MCS0	2	149	5745	-	-	20.1	23.40	25.07	29.09	6.91				Pass
VHT20	MCS0	2	157	5785	-	-	22.8	23.60	26.23	29.09	6.91				Pass
VHT20	MCS0	2	165	5825	-	-	20.3	20.00	23.16	29.09	6.91				Pass
VHT40	MCS0	2	151	5755	-	-	20.9	23.90	25.66	29.09	6.91				Pass
VHT40	MCS0	2	159	5795	-	-	23.4	24.20	26.83	29.09	6.91				Pass
VHT80	MCS0	2	155	5775	-	-	22	23.10	25.60	29.09	6.91				Pass
HT20	MCS0	3	149	5745	-	21.40	20	23.20	26.50	26.69	9.31				Pass
HT20	MCS0	3	157	5785	-	20.40	21.5	22.30	26.24	26.69	9.31				Pass
HT20	MCS0	3	165	5825	-	18.90	21.4	21.40	25.49	26.69	9.31				Pass
HT40	MCS0	3	151	5755	-	20.90	20	22.90	26.21	26.69	9.31				Pass
HT40	MCS0	3	159	5795	-	20.00	21.3	22.10	25.99	26.69	9.31				Pass
VHT20	MCS0	3	149	5745	-	21.50	20.1	23.40	26.65	26.69	9.31				Pass
VHT20	MCS0	3	157	5785	-	20.50	21.7	22.40	26.37	26.69	9.31				Pass
VHT20	MCS0	3	165	5825	-	19.10	21.6	21.50	25.65	26.69	9.31				Pass
VHT40	MCS0	3	151	5755	-	21.00	20.2	23.00	26.34	26.69	9.31				Pass
VHT40	MCS0	3	159	5795	-	20.20	21.4	22.30	26.16	26.69	9.31				Pass
VHT80	MCS0	3	155	5775	-	20.80	21.1	22.70	26.39	26.69	9.31				Pass
HT20	MCS0	4	149	5745	18.00	18.10	16.9	20.20	24.49	25.05	10.95				Pass
HT20	MCS0	4	157	5785	18.30	16.90	18.4	19.10	24.27	25.05	10.95				Pass
HT20	MCS0	4	165	5825	18.40	16.10	19.1	18.70	24.24	25.05	10.95				Pass
HT40	MCS0	4	151	5755	18.20	18.00	16.7	20.30	24.52	25.05	10.95				Pass
HT40	MCS0	4	159	5795	18.60	18.30	18.4	18.50	24.47	25.05	10.95				Pass
VHT20	MCS0	4	149	5745	18.20	18.30	17	20.30	24.64	25.05	10.95				Pass
VHT20	MCS0	4	157	5785	18.40	17.20	18.5	19.30	24.43	25.05	10.95				Pass
VHT20	MCS0	4	165	5825	18.50	16.30	19.3	18.80	24.38	25.05	10.95				Pass
VHT40	MCS0	4	151	5755	18.30	18.10	16.8	20.40	24.62	25.05	10.95				Pass
VHT40	MCS0	4	159	5795	18.80	17.40	18.5	18.60	24.38	25.05	10.95				Pass
VHT80	MCS0	4	155	5775	18.80	18.00	18.5	19.80	24.85	25.05	10.95				Pass

TEST RESULTS DATA
Power Spectral Density

FCC Band IV															
Mod.	Data Rate	NTX	CH.	Freq. (MHz)	Average Power Density with RBW and duty factor (dBm/500kHz)					Average PSD Limit (dBm/500kHz)	DG (dBi)				Pass /Fail
					Ant 1	Ant 2	Ant 3	Ant 4	SUM		Ant 1	Ant 2	Ant 3	Ant 4	
VHT20	MCS0	2	149	5745	-	-	7.13	10.82	16.05	29.09		6.91		Pass	
VHT20	MCS0	2	157	5785	-	-	10.25	11.08	16.31	29.09		6.91		Pass	
VHT20	MCS0	2	165	5825	-	-	7.02	7.00	12.25	29.09		6.91		Pass	
VHT40	MCS0	2	151	5755	-	-	5.56	7.40	12.63	29.09		6.91		Pass	
VHT40	MCS0	2	159	5795	-	-	8.01	8.30	13.53	29.09		6.91		Pass	
VHT80	MCS0	2	155	5775	-	-	3.66	3.86	9.09	29.09		6.91		Pass	
VHT20	MCS0	3	149	5745	-	8.55	7.92	10.85	17.84	26.69		9.31		Pass	
VHT20	MCS0	3	157	5785	-	7.67	9.37	9.63	16.62	26.69		9.31		Pass	
VHT20	MCS0	3	165	5825	-	4.84	8.04	7.35	15.03	26.69		9.31		Pass	
VHT40	MCS0	3	151	5755	-	4.14	4.46	6.70	13.69	26.69		9.31		Pass	
VHT40	MCS0	3	159	5795	-	2.59	3.69	4.35	11.34	26.69		9.31		Pass	
VHT80	MCS0	3	155	5775	-	1.06	2.99	3.71	10.70	26.69		9.31		Pass	
VHT20	MCS0	4	149	5745	6.97	5.30	4.46	7.67	15.91	25.05		10.95		Pass	
VHT20	MCS0	4	157	5785	7.82	4.14	5.44	6.31	14.55	25.05		10.95		Pass	
VHT20	MCS0	4	165	5825	6.96	3.26	6.20	4.98	14.44	25.05		10.95		Pass	
VHT40	MCS0	4	151	5755	2.89	0.48	0.13	2.99	11.23	25.05		10.95		Pass	
VHT40	MCS0	4	159	5795	3.88	-0.16	1.46	1.30	9.90	25.05		10.95		Pass	
VHT80	MCS0	4	155	5775	1.07	-2.47	-1.52	-0.15	8.09	25.05		10.95		Pass	

Note: PSD Sum = Max PSD(Ant. 1, Ant. 2) + 10 log (n)



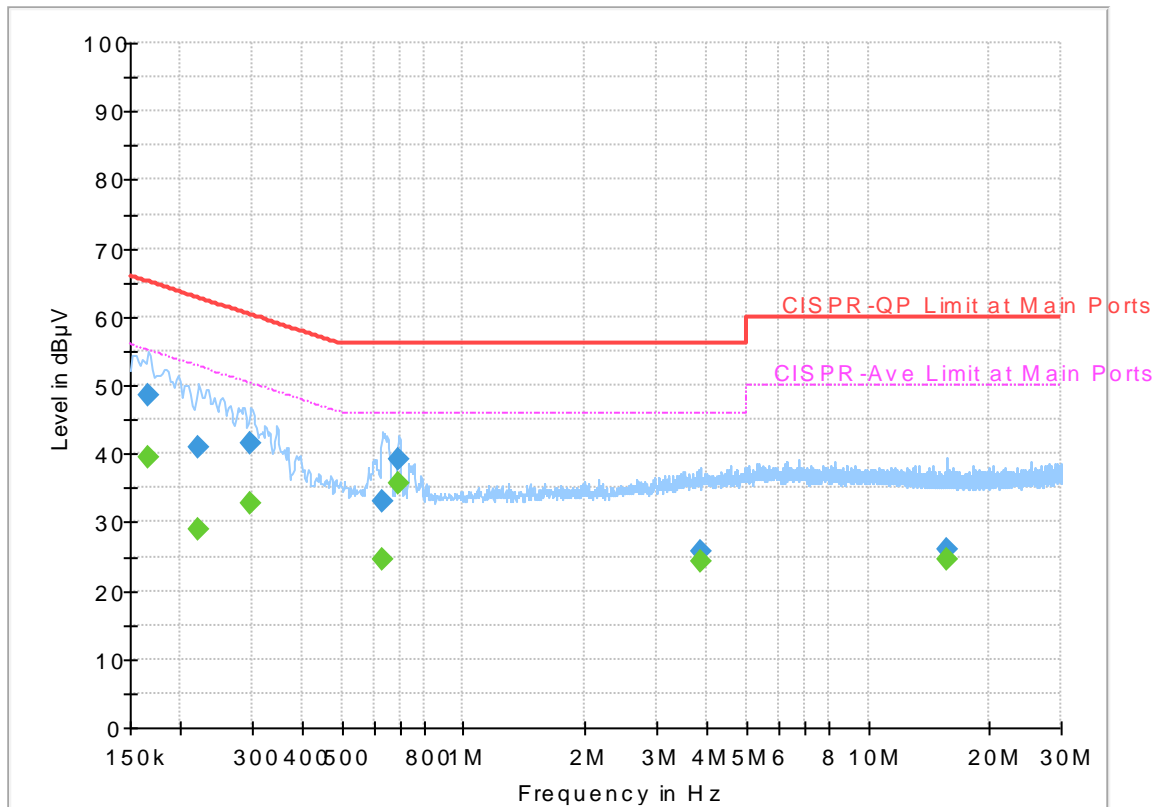
Appendix B. AC Conducted Emission Test Results

Test Engineer :	Shareef Yu	Temperature :	22~24°C
		Relative Humidity :	58~62%

EUT Information

Report NO : 811726
 Test Mode : Mode 1
 Test Voltage : 120Vac/60Hz
 Phase : Line

Full Spectrum



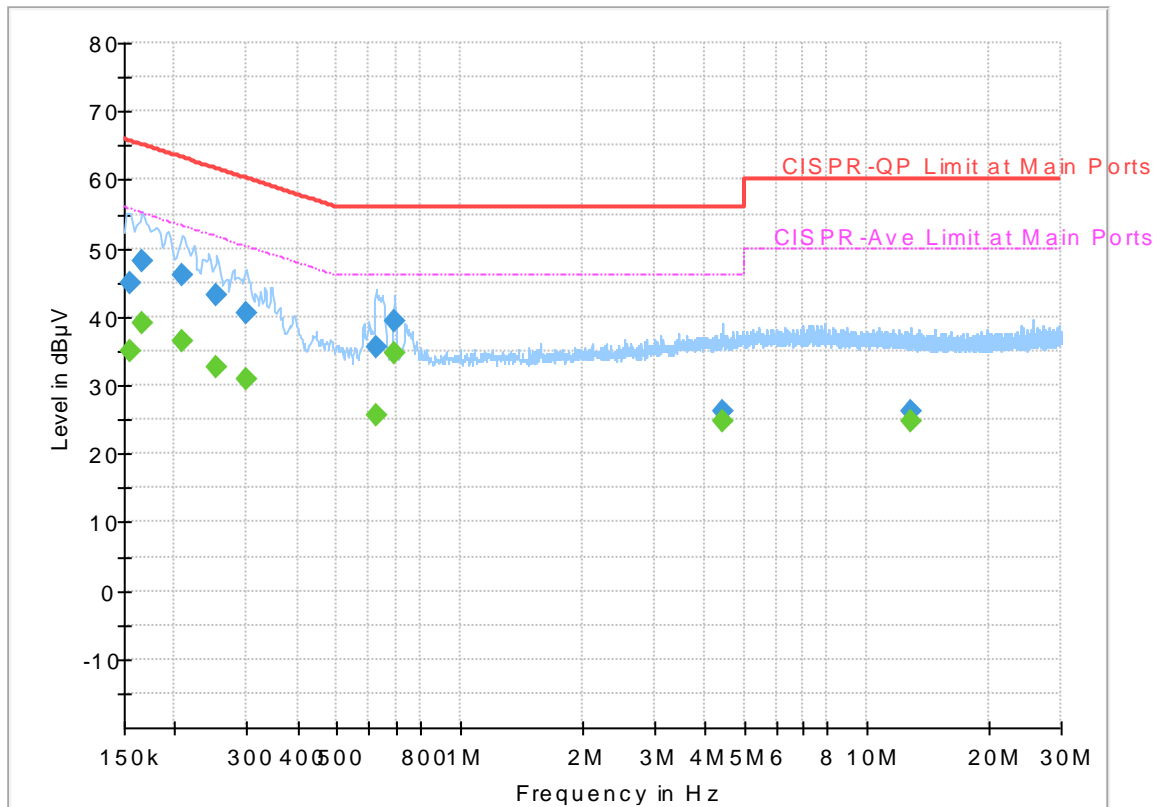
Final_Result

Frequency (MHz)	QuasiPeak (dBµV)	Average (dBµV)	Limit (dBµV)	Margin (dB)	Line	Filter	Corr. (dB)
0.165750	48.49	---	65.17	16.68	L1	OFF	19.5
0.165750	---	39.49	55.17	15.68	L1	OFF	19.5
0.222000	40.84	---	62.74	21.90	L1	OFF	19.5
0.222000	---	28.85	52.74	23.89	L1	OFF	19.5
0.298500	41.54	---	60.28	18.74	L1	OFF	19.5
0.298500	---	32.70	50.28	17.58	L1	OFF	19.5
0.633750	32.91	---	56.00	23.09	L1	OFF	19.5
0.633750	---	24.52	46.00	21.48	L1	OFF	19.5
0.692250	39.32	---	56.00	16.68	L1	OFF	19.5
0.692250	---	35.54	46.00	10.46	L1	OFF	19.5
3.864750	25.71	---	56.00	30.29	L1	OFF	19.6
3.864750	---	24.29	46.00	21.71	L1	OFF	19.6
15.609750	26.16	---	60.00	33.84	L1	OFF	19.8
15.609750	---	24.57	50.00	25.43	L1	OFF	19.8

EUT Information

Report NO : 811726
 Test Mode : Mode 1
 Test Voltage : 120Vac/60Hz
 Phase : Neutral

Full Spectrum



Final_Result

Frequency (MHz)	QuasiPeak (dBµV)	Average (dBµV)	Limit (dBµV)	Margin (dB)	Line	Filter	Corr. (dB)
0.154500	44.98	---	65.75	20.77	N	OFF	19.5
0.154500	---	35.02	55.75	20.73	N	OFF	19.5
0.165750	48.03	---	65.17	17.14	N	OFF	19.5
0.165750	---	38.98	55.17	16.19	N	OFF	19.5
0.208500	45.95	---	63.27	17.32	N	OFF	19.5
0.208500	---	36.56	53.27	16.71	N	OFF	19.5
0.253500	43.10	---	61.64	18.54	N	OFF	19.5
0.253500	---	32.70	51.64	18.94	N	OFF	19.5
0.298500	40.41	---	60.28	19.87	N	OFF	19.5
0.298500	---	31.00	50.28	19.28	N	OFF	19.5
0.624750	35.63	---	56.00	20.37	N	OFF	19.5
0.624750	---	25.62	46.00	20.38	N	OFF	19.5
0.690000	39.34	---	56.00	16.66	N	OFF	19.5
0.690000	---	34.68	46.00	11.32	N	OFF	19.5
4.418250	26.14	---	56.00	29.86	N	OFF	19.6
4.418250	---	24.69	46.00	21.31	N	OFF	19.6
12.808500	26.24	---	60.00	33.76	N	OFF	19.8
12.808500	---	24.76	50.00	25.24	N	OFF	19.8



Appendix C. Radiated Spurious Emission

Test Engineer :	Hao Hsu, Jacky Hung, and KenWu	Temperature :	22~25°C
		Relative Humidity :	52~57%

<Single Mode>

Band 4 - 5725~5850MHz
WIFI 802.11a (Band Edge @ 3m)

WIFI Ant.	Note	Frequency	Level	Over Limit	Limit Line	Read Level	Antenna Factor	Path Loss	Preamp Factor	Ant Pos	Table Pos	Peak Avg.	Pol.	
3		(MHz)	(dBμV/m)	(dB)	(dBμV/m)	(dBμV)	(dB/m)	(dB)	(dB)	(cm)	(deg)	(P/A)	(H/V)	
802.11a CH 149 5745MHz		5650	49.83	-18.37	68.2	40.94	32.38	9.61	33.1	100	242	P	H	
		5697	65.49	-37.5	102.99	56.42	32.44	9.75	33.12	100	242	P	H	
		5718.2	78.64	-31.66	110.3	69.46	32.5	9.81	33.13	100	242	P	H	
		5724	89.32	-30.6	119.92	80.14	32.5	9.81	33.13	100	242	P	H	
	*	5745	116.38	-	-	107.12	32.53	9.88	33.15	100	242	P	H	
	*	5745	106.91	-	-	97.65	32.53	9.88	33.15	100	242	A	H	
														H
														H
			5645.2	50.45	-17.75	68.2	41.59	32.35	9.61	33.1	101	177	P	V
			5699.8	64.51	-40.54	105.05	55.44	32.44	9.75	33.12	101	177	P	V
			5717	74.84	-35.12	109.96	65.69	32.47	9.81	33.13	101	177	P	V
			5724.6	89.77	-31.52	121.29	80.59	32.5	9.81	33.13	101	177	P	V
	*		5745	116.03	-	-	106.77	32.53	9.88	33.15	101	177	P	V
	*		5745	106.43	-	-	97.17	32.53	9.88	33.15	101	177	A	V
													V	
													V	



WIFI Ant. 3	Note	Frequency (MHz)	Level (dBµV/m)	Over Limit (dB)	Limit Line (dBµV/m)	Read Level (dBµV)	Antenna Factor (dB/m)	Path Loss (dB)	Preamp Factor (dB)	Ant Pos (cm)	Table Pos (deg)	Peak Avg. (P/A)	Pol. (H/V)
		5610	49.25	-18.95	68.2	40.49	32.29	9.55	33.08	100	183	P	H
		5681	49.62	-41.56	91.18	40.58	32.41	9.75	33.12	100	183	P	H
		5717.75	51.83	-58.34	110.17	42.65	32.5	9.81	33.13	100	183	P	H
		5724.5	55.32	-65.74	121.06	46.14	32.5	9.81	33.13	100	183	P	H
	*	5785	117.42	-	-	107.98	32.6	10.01	33.17	100	183	P	H
	*	5785	108.01	-	-	98.57	32.6	10.01	33.17	100	183	A	H
		5852.6	55.39	-60.88	116.27	45.84	32.72	10.02	33.19	100	183	P	H
		5861	51.71	-57.41	109.12	42.15	32.75	10.02	33.21	100	183	P	H
		5875.6	50.12	-54.63	104.75	40.53	32.78	10.02	33.21	100	183	P	H
		5946.6	48.54	-19.66	68.2	38.85	32.91	10.02	33.24	100	183	P	H
													H
													H
802.11a													
CH 157													
5785MHz		5601.25	48.95	-19.25	68.2	40.18	32.29	9.55	33.07	205	178	P	V
		5696.5	50.33	-52.29	102.62	41.26	32.44	9.75	33.12	205	178	P	V
		5711	51.25	-57.03	108.28	42.1	32.47	9.81	33.13	205	178	P	V
		5725	57.4	-64.8	122.2	48.22	32.5	9.81	33.13	205	178	P	V
	*	5785	117.03	-	-	107.59	32.6	10.01	33.17	205	178	P	V
	*	5785	107.87	-	-	98.43	32.6	10.01	33.17	205	178	A	V
		5850	52.73	-69.47	122.2	43.18	32.72	10.02	33.19	205	178	P	V
		5871.8	51.4	-54.69	106.09	41.81	32.78	10.02	33.21	205	178	P	V
		5881.8	50.82	-49.33	100.15	41.23	32.78	10.02	33.21	205	178	P	V
		5942.8	48.97	-19.23	68.2	39.28	32.91	10.02	33.24	205	178	P	V
													V
													V



WIFI Ant. 3	Note	Frequency (MHz)	Level (dBμV/m)	Over Limit (dB)	Limit Line (dBμV/m)	Read Level (dBμV)	Antenna Factor (dB/m)	Path Loss (dB)	Preamp Factor (dB)	Ant Pos (cm)	Table Pos (deg)	Peak Avg. (P/A)	Pol. (H/V)	
802.11a CH 165 5825MHz	*	5825	118.18	-	-	108.65	32.69	10.02	33.18	103	181	P	H	
	*	5825	108.6	-	-	99.07	32.69	10.02	33.18	103	181	A	H	
		5850.4	82.96	-38.33	121.29	73.41	32.72	10.02	33.19	103	181	P	H	
		5856.2	80.24	-30.22	110.46	70.66	32.75	10.02	33.19	103	181	P	H	
		5877.4	67.25	-36.17	103.42	57.66	32.78	10.02	33.21	103	181	P	H	
		5935.4	50.31	-17.89	68.2	40.65	32.88	10.02	33.24	103	181	P	H	
														H
														H
	*	5825	117.61	-	-	108.08	32.69	10.02	33.18	217	178	P	V	
	*	5825	108.31	-	-	98.78	32.69	10.02	33.18	217	178	A	V	
		5850.2	86.33	-35.41	121.74	76.78	32.72	10.02	33.19	217	178	P	V	
		5855.6	80.06	-30.57	110.63	70.48	32.75	10.02	33.19	217	178	P	V	
		5878	69.23	-33.74	102.97	59.64	32.78	10.02	33.21	217	178	P	V	
		5934.8	49.29	-18.91	68.2	39.63	32.88	10.02	33.24	217	178	P	V	
														V
														V
													V	
Remark	1. No other spurious found. 2. All results are PASS against Peak and Average limit line.													



Band 4 5725~5850MHz

WIFI 802.11a (Harmonic @ 3m)

WIFI Ant. 3	Note	Frequency (MHz)	Level (dBμV/m)	Over Limit (dB)	Limit Line (dBμV/m)	Read Level (dBμV)	Antenna Factor (dB/m)	Path Loss (dB)	Preamp Factor (dB)	Ant Pos (cm)	Table Pos (deg)	Peak Avg. (P/A)	Pol. (H/V)	
802.11a CH 149 5745MHz		11490	47.33	-26.67	74	57	40	15.72	65.39	100	0	P	H	
		17235	46.72	-21.48	68.2	50.85	40.54	19.6	64.27	100	0	P	H	
													H	
													H	
			11490	46.94	-27.06	74	56.61	40	15.72	65.39	100	0	P	V
			17235	47.43	-20.77	68.2	51.56	40.54	19.6	64.27	100	0	P	V
														V
														V
802.11a CH 157 5785MHz		11570	46.47	-27.53	74	56.21	39.86	15.77	65.37	100	0	P	H	
		17355	46.92	-21.28	68.2	50.39	40.96	19.68	64.11	100	0	P	H	
													H	
													H	
			11570	46.62	-27.38	74	56.36	39.86	15.77	65.37	100	0	P	V
			17355	46.62	-21.58	68.2	50.09	40.96	19.68	64.11	100	0	P	V
														V
														V
802.11a CH 165 5825MHz		11650	48.22	-25.78	74	58	39.72	15.84	65.34	100	0	P	H	
		17475	51.58	-16.62	68.2	54.4	41.38	19.75	63.95	100	0	P	H	
													H	
													H	
			11650	46.95	-27.05	74	56.73	39.72	15.84	65.34	100	0	P	V
			17475	49.35	-18.85	68.2	52.17	41.38	19.75	63.95	100	0	P	V
														V
														V
Remark	1. No other spurious found. 2. All results are PASS against Peak and Average limit line.													



Band 4 5725~5850MHz
WIFI 802.11ac VHT20 (Band Edge @ 3m)

WIFI Ant. 3	Note	Frequency (MHz)	Level (dBμV/m)	Over Limit (dB)	Limit Line (dBμV/m)	Read Level (dBμV)	Antenna Factor (dB/m)	Path Loss (dB)	Preamp Factor (dB)	Ant Pos (cm)	Table Pos (deg)	Peak Avg. (P/A)	Pol. (H/V)	
802.11ac VHT20 CH 149 5745MHz		5645.6	48.68	-19.52	68.2	39.82	32.35	9.61	33.1	106	240	P	H	
		5699.4	65.85	-38.91	104.76	56.78	32.44	9.75	33.12	106	240	P	H	
		5719.6	82.48	-28.21	110.69	73.3	32.5	9.81	33.13	106	240	P	H	
		5725	88.4	-33.8	122.2	79.22	32.5	9.81	33.13	106	240	P	H	
	*	5745	116.26	-	-	107	32.53	9.88	33.15	106	240	P	H	
	*	5745	106.27	-	-	97.01	32.53	9.88	33.15	106	240	A	H	
														H
														H
			5646	49.2	-19	68.2	40.34	32.35	9.61	33.1	227	173	P	V
			5694.8	62.52	-38.85	101.37	53.45	32.44	9.75	33.12	227	173	P	V
			5719.4	75.79	-34.84	110.63	66.61	32.5	9.81	33.13	227	173	P	V
			5724.8	86.83	-34.91	121.74	77.65	32.5	9.81	33.13	227	173	P	V
		*	5745	115.45	-	-	106.19	32.53	9.88	33.15	227	173	P	V
		*	5745	105.71	-	-	96.45	32.53	9.88	33.15	227	173	A	V
													V	
													V	



WIFI Ant. 3	Note	Frequency (MHz)	Level (dBµV/m)	Over Limit (dB)	Limit Line (dBµV/m)	Read Level (dBµV)	Antenna Factor (dB/m)	Path Loss (dB)	Preamp Factor (dB)	Ant Pos (cm)	Table Pos (deg)	Peak Avg. (P/A)	Pol. (H/V)
		5609.25	49.11	-19.09	68.2	40.35	32.29	9.55	33.08	100	181	P	H
		5694.5	50.36	-50.79	101.15	41.29	32.44	9.75	33.12	100	181	P	H
		5716.75	52.78	-57.11	109.89	43.63	32.47	9.81	33.13	100	181	P	H
		5722	56.13	-59.23	115.36	46.95	32.5	9.81	33.13	100	181	P	H
	*	5785	117.45	-	-	108.01	32.6	10.01	33.17	100	181	P	H
	*	5785	107.34	-	-	97.9	32.6	10.01	33.17	100	181	A	H
		5850.2	53.27	-68.47	121.74	43.72	32.72	10.02	33.19	100	181	P	H
		5858.2	50.04	-59.86	109.9	40.48	32.75	10.02	33.21	100	181	P	H
		5878	49.24	-53.73	102.97	39.65	32.78	10.02	33.21	100	181	P	H
		5947.2	49.59	-18.61	68.2	39.9	32.91	10.02	33.24	100	181	P	H
													H
													H
802.11ac													
VHT20													
CH 157		5610.75	48.67	-19.53	68.2	39.91	32.29	9.55	33.08	206	177	P	V
5785MHz		5690.25	50.37	-47.64	98.01	41.3	32.44	9.75	33.12	206	177	P	V
		5717.25	51.27	-58.76	110.03	42.12	32.47	9.81	33.13	206	177	P	V
		5724.75	53.88	-67.75	121.63	44.7	32.5	9.81	33.13	206	177	P	V
	*	5785	117.26	-	-	107.82	32.6	10.01	33.17	206	177	P	V
	*	5785	107.18	-	-	97.74	32.6	10.01	33.17	206	177	A	V
		5851.4	53.35	-65.66	119.01	43.8	32.72	10.02	33.19	206	177	P	V
		5859.2	50.35	-59.27	109.62	40.79	32.75	10.02	33.21	206	177	P	V
		5879.4	50.28	-51.65	101.93	40.69	32.78	10.02	33.21	206	177	P	V
		5934.6	49.34	-18.86	68.2	39.68	32.88	10.02	33.24	206	177	P	V
													V
													V



WIFI Ant. 3	Note	Frequency (MHz)	Level (dBμV/m)	Over Limit (dB)	Limit Line (dBμV/m)	Read Level (dBμV)	Antenna Factor (dB/m)	Path Loss (dB)	Preamp Factor (dB)	Ant Pos (cm)	Table Pos (deg)	Peak Avg. (P/A)	Pol. (H/V)	
802.11ac VHT20 CH 165 5825MHz	*	5825	118.16	-	-	108.63	32.69	10.02	33.18	103	183	P	H	
	*	5825	108.04	-	-	98.51	32.69	10.02	33.18	103	183	A	H	
		5850.2	85.03	-36.71	121.74	75.48	32.72	10.02	33.19	103	183	P	H	
		5856.4	78.85	-31.56	110.41	69.27	32.75	10.02	33.19	103	183	P	H	
		5876.8	66.13	-37.73	103.86	56.54	32.78	10.02	33.21	103	183	P	H	
		5934.4	49.6	-18.6	68.2	39.94	32.88	10.02	33.24	103	183	P	H	
														H
														H
	*	5825	117.5	-	-	107.97	32.69	10.02	33.18	204	178	P	V	
	*	5825	107.48	-	-	97.95	32.69	10.02	33.18	204	178	A	V	
		5850	84.64	-37.56	122.2	75.09	32.72	10.02	33.19	204	178	P	V	
		5855.4	83.56	-27.13	110.69	73.98	32.75	10.02	33.19	204	178	P	V	
		5877.2	66.72	-36.85	103.57	57.13	32.78	10.02	33.21	204	178	P	V	
		5935.8	49.96	-18.24	68.2	40.3	32.88	10.02	33.24	204	178	P	V	
													V	
													V	
Remark	1. No other spurious found. 2. All results are PASS against Peak and Average limit line.													



Band 4 5725~5850MHz
WIFI 802.11ac VHT20 (Harmonic @ 3m)

WIFI Ant. 3	Note	Frequency (MHz)	Level (dBμV/m)	Over Limit (dB)	Limit Line (dBμV/m)	Read Level (dBμV)	Antenna Factor (dB/m)	Path Loss (dB)	Preamp Factor (dB)	Ant Pos (cm)	Table Pos (deg)	Peak Avg. (P/A)	Pol. (H/V)	
802.11ac VHT20 CH 149 5745MHz		11490	45.98	-28.02	74	55.65	40	15.72	65.39	100	0	P	H	
		17235	46.03	-22.17	68.2	50.16	40.54	19.6	64.27	100	0	P	H	
													H	
													H	
			11490	48.3	-25.7	74	57.97	40	15.72	65.39	100	0	P	V
			17235	46.85	-21.35	68.2	50.98	40.54	19.6	64.27	100	0	P	V
														V
802.11ac VHT20 CH 157 5785MHz		11570	46.35	-27.65	74	56.09	39.86	15.77	65.37	100	0	P	H	
		17355	46.55	-21.65	68.2	50.02	40.96	19.68	64.11	100	0	P	H	
													H	
													H	
			11570	46.26	-27.74	74	56	39.86	15.77	65.37	100	0	P	V
			17355	47.12	-21.08	68.2	50.59	40.96	19.68	64.11	100	0	P	V
														V
802.11ac VHT20 CH 165 5825MHz		11650	48.71	-25.29	74	58.49	39.72	15.84	65.34	100	0	P	H	
		17475	54.75	-13.45	68.2	57.57	41.38	19.75	63.95	100	0	P	H	
													H	
													H	
			11650	46.86	-27.14	74	56.64	39.72	15.84	65.34	100	0	P	V
			17475	51.12	-17.08	68.2	53.94	41.38	19.75	63.95	100	0	P	V
														V
Remark	1. No other spurious found.													
	2. All results are PASS against Peak and Average limit line.													



Band 4 5725~5850MHz
WIFI 802.11ac VHT40 (Band Edge @ 3m)

WIFI Ant. 3	Note	Frequency (MHz)	Level (dBμV/m)	Over Limit (dB)	Limit Line (dBμV/m)	Read Level (dBμV)	Antenna Factor (dB/m)	Path Loss (dB)	Preamp Factor (dB)	Ant Pos (cm)	Table Pos (deg)	Peak Avg. (P/A)	Pol. (H/V)
		5644.5	57.77	-10.43	68.2	48.91	32.35	9.61	33.1	100	235	P	H
		5697.75	72.47	-31.07	103.54	63.4	32.44	9.75	33.12	100	235	P	H
		5716.5	87.56	-22.26	109.82	78.41	32.47	9.81	33.13	100	235	P	H
		5724.5	88.53	-32.53	121.06	79.35	32.5	9.81	33.13	100	235	P	H
	*	5755	113.29	-	-	103.99	32.57	9.88	33.15	100	235	P	H
	*	5755	103.63	-	-	94.33	32.57	9.88	33.15	100	235	A	H
		5853.25	58.06	-56.73	114.79	48.51	32.72	10.02	33.19	100	235	P	H
		5857	58.14	-52.1	110.24	48.56	32.75	10.02	33.19	100	235	P	H
		5875.75	55.58	-49.06	104.64	45.99	32.78	10.02	33.21	100	235	P	H
		5930.75	49.56	-18.64	68.2	39.89	32.88	10.02	33.23	100	235	P	H
													H
													H
802.11ac													
VHT40													
CH 151		5647	54.48	-13.72	68.2	45.62	32.35	9.61	33.1	164	171	P	V
5755MHz		5698.75	66.44	-37.84	104.28	57.37	32.44	9.75	33.12	164	171	P	V
		5718.75	84.87	-25.58	110.45	75.69	32.5	9.81	33.13	164	171	P	V
		5723	86.74	-30.9	117.64	77.56	32.5	9.81	33.13	164	171	P	V
	*	5755	112.6	-	-	103.3	32.57	9.88	33.15	164	171	P	V
	*	5755	103.14	-	-	93.84	32.57	9.88	33.15	164	171	A	V
		5850.5	60.25	-60.81	121.06	50.7	32.72	10.02	33.19	164	171	P	V
		5856.25	57.32	-53.13	110.45	47.74	32.75	10.02	33.19	164	171	P	V
		5881.75	52.15	-48.04	100.19	42.56	32.78	10.02	33.21	164	171	P	V
		5936.5	48.74	-19.46	68.2	39.08	32.88	10.02	33.24	164	171	P	V
													V
													V



WIFI Ant. 3	Note	Frequency (MHz)	Level (dBμV/m)	Over Limit (dB)	Limit Line (dBμV/m)	Read Level (dBμV)	Antenna Factor (dB/m)	Path Loss (dB)	Preamp Factor (dB)	Ant Pos (cm)	Table Pos (deg)	Peak Avg. (P/A)	Pol. (H/V)
		5649	54.89	-13.31	68.2	46.03	32.35	9.61	33.1	100	235	P	H
		5692.75	62.47	-37.39	99.86	53.4	32.44	9.75	33.12	100	235	P	H
		5719.5	69.24	-41.42	110.66	60.06	32.5	9.81	33.13	100	235	P	H
		5724.25	73.26	-47.23	120.49	64.08	32.5	9.81	33.13	100	235	P	H
	*	5795	114.89	-	-	105.42	32.63	10.01	33.17	100	235	P	H
	*	5795	105.29	-	-	95.82	32.63	10.01	33.17	100	235	A	H
		5854.25	79.04	-33.47	112.51	69.46	32.75	10.02	33.19	100	235	P	H
		5855.5	76.67	-33.99	110.66	67.09	32.75	10.02	33.19	100	235	P	H
		5877.25	67.62	-35.91	103.53	58.03	32.78	10.02	33.21	100	235	P	H
		5928	55.9	-12.3	68.2	46.23	32.88	10.02	33.23	100	235	P	H
802.11ac													H
VHT40													H
CH 159		5643.75	53.06	-15.14	68.2	44.2	32.35	9.61	33.1	189	173	P	V
5795MHz		5694.25	61.43	-39.53	100.96	52.36	32.44	9.75	33.12	189	173	P	V
		5718.75	70.98	-39.47	110.45	61.8	32.5	9.81	33.13	189	173	P	V
		5725	72.73	-49.47	122.2	63.55	32.5	9.81	33.13	189	173	P	V
	*	5795	115.42	-	-	105.95	32.63	10.01	33.17	189	173	P	V
	*	5795	105.44	-	-	95.97	32.63	10.01	33.17	189	173	A	V
		5853.25	79.57	-35.22	114.79	70.02	32.72	10.02	33.19	189	173	P	V
		5859.75	78.02	-31.45	109.47	68.46	32.75	10.02	33.21	189	173	P	V
		5875.5	69.19	-35.64	104.83	59.6	32.78	10.02	33.21	189	173	P	V
		5929	54.38	-13.82	68.2	44.71	32.88	10.02	33.23	189	173	P	V
													V
													V
Remark	1. No other spurious found. 2. All results are PASS against Peak and Average limit line.												



Band 4 5725~5850MHz
WIFI 802.11ac VHT40 (Harmonic @ 3m)

WIFI Ant. 3	Note	Frequency (MHz)	Level (dBμV/m)	Over Limit (dB)	Limit Line (dBμV/m)	Read Level (dBμV)	Antenna Factor (dB/m)	Path Loss (dB)	Preamp Factor (dB)	Ant Pos (cm)	Table Pos (deg)	Peak Avg. (P/A)	Pol. (H/V)	
802.11ac VHT40 CH 151 5755MHz		11510	46.22	-27.78	74	55.89	40	15.73	65.4	100	0	P	H	
		17265	47.29	-20.91	68.2	51.24	40.66	19.62	64.23	100	0	P	H	
													H	
													H	
			11510	46.52	-27.48	74	56.19	40	15.73	65.4	100	0	P	V
			17265	46.34	-21.86	68.2	50.29	40.66	19.62	64.23	100	0	P	V
														V
802.11ac VHT40 CH 159 5795MHz		11590	45.8	-28.2	74	55.55	39.83	15.79	65.37	100	0	P	H	
		17385	47.02	-21.18	68.2	50.31	41.08	19.69	64.06	100	0	P	H	
													H	
													H	
			11590	46.64	-27.36	74	56.39	39.83	15.79	65.37	100	0	P	V
			17385	46.93	-21.27	68.2	50.22	41.08	19.69	64.06	100	0	P	V
														V
Remark	1. No other spurious found.													
	2. All results are PASS against Peak and Average limit line.													



Band 4 5725~5850MHz
WIFI 802.11ac VHT80 (Band Edge @ 3m)

WIFI Ant. 3	Note	Frequency (MHz)	Level (dBμV/m)	Over Limit (dB)	Limit Line (dBμV/m)	Read Level (dBμV)	Antenna Factor (dB/m)	Path Loss (dB)	Preamp Factor (dB)	Ant Pos (cm)	Table Pos (deg)	Peak Avg. (P/A)	Pol. (H/V)
		5647	62.3	-5.9	68.2	53.44	32.35	9.61	33.1	100	183	P	H
		5693.75	79.63	-20.96	100.59	70.56	32.44	9.75	33.12	100	183	P	H
		5716.25	84.52	-25.23	109.75	75.37	32.47	9.81	33.13	100	183	P	H
		5724.25	85.37	-35.12	120.49	76.19	32.5	9.81	33.13	100	183	P	H
	*	5775	109.27	-	-	99.88	32.6	9.95	33.16	100	183	P	H
	*	5775	100.12	-	-	90.73	32.6	9.95	33.16	100	183	A	H
		5854.75	80.78	-30.59	111.37	71.2	32.75	10.02	33.19	100	183	P	H
		5859.25	80.8	-28.81	109.61	71.24	32.75	10.02	33.21	100	183	P	H
		5875.25	73.86	-31.15	105.01	64.27	32.78	10.02	33.21	100	183	P	H
		5925	57.99	-10.21	68.2	48.32	32.88	10.02	33.23	100	183	P	H
													H
													H
802.11ac													
VHT80													
CH 155		5648.5	62.26	-5.94	68.2	53.4	32.35	9.61	33.1	191	171	P	V
5775MHz		5697.5	77.25	-26.11	103.36	68.18	32.44	9.75	33.12	191	171	P	V
		5715.25	83.83	-25.64	109.47	74.68	32.47	9.81	33.13	191	171	P	V
		5722	83.27	-32.09	115.36	74.09	32.5	9.81	33.13	191	171	P	V
	*	5775	109.1	-	-	99.71	32.6	9.95	33.16	191	171	P	V
	*	5775	100.04	-	-	90.65	32.6	9.95	33.16	191	171	A	V
		5851.25	80.49	-38.86	119.35	70.94	32.72	10.02	33.19	191	171	P	V
		5864.5	78.54	-29.6	108.14	68.98	32.75	10.02	33.21	191	171	P	V
		5877	72.98	-30.73	103.71	63.39	32.78	10.02	33.21	191	171	P	V
		5925.5	58.26	-9.94	68.2	48.59	32.88	10.02	33.23	191	171	P	V
													V
													V
Remark	1. No other spurious found. 2. All results are PASS against Peak and Average limit line.												



Band 4 5725~5850MHz
WIFI 802.11ac VHT80 (Harmonic @ 3m)

WIFI Ant. 3	Note	Frequency (MHz)	Level (dBμV/m)	Over Limit (dB)	Limit Line (dBμV/m)	Read Level (dBμV)	Antenna Factor (dB/m)	Path Loss (dB)	Preamp Factor (dB)	Ant Pos (cm)	Table Pos (deg)	Peak Avg. (P/A)	Pol. (H/V)	
802.11ac VHT80 CH 155 5775MHz		11550	45.84	-28.16	74	55.56	39.9	15.76	65.38	100	0	P	H	
		17325	49.05	-19.15	68.2	52.71	40.84	19.66	64.16	100	0	P	H	
													H	
													H	
			11550	45.72	-28.28	74	55.44	39.9	15.76	65.38	100	0	P	V
			17325	48.49	-19.71	68.2	52.15	40.84	19.66	64.16	100	0	P	V
														V
													V	
Remark	1. No other spurious found. 2. All results are PASS against Peak and Average limit line.													



Emission below 1GHz

5GHz WIFI 802.11ac VHT80 (LF @ 3m)

WIFI Ant.	Note	Frequency (MHz)	Level (dBμV/m)	Over Limit (dB)	Limit Line (dBμV/m)	Read Level (dBμV)	Antenna Factor (dB/m)	Path Loss (dB)	Preamp Factor (dB)	Ant Pos (cm)	Table Pos (deg)	Peak Avg. (P/A)	Pol. (H/V)	
5GHz 802.11ac VHT80 LF		45.93	25.54	-14.46	40	40.87	16.14	1.02	32.49	-	-	P	H	
		132.87	30.48	-13.02	43.5	44.14	17.23	1.56	32.45	100	0	P	H	
		219	25.86	-20.14	46	41.39	15.08	1.78	32.39	-	-	P	H	
		830.6	31.6	-14.4	46	31.71	28.16	3.75	32.02	-	-	P	H	
		873.3	31.75	-14.25	46	30.64	29.09	3.82	31.8	-	-	P	H	
		954.5	32.97	-13.03	46	29.25	30.81	4.07	31.16	-	-	P	H	
														H
														H
														H
														H
														H
														H
														H
														H
														H
			31.62	34.4	-5.6	40	42.81	23.24	0.84	32.49	-	-	P	V
			44.31	35.74	-4.26	40	50.66	16.55	1.02	32.49	100	0	P	V
			62.67	27.35	-12.65	40	47.17	11.64	1.03	32.49	-	-	P	V
			851.6	31.19	-14.81	46	30.46	28.82	3.82	31.91	-	-	P	V
			883.8	31.85	-14.15	46	30.62	29.08	3.89	31.74	-	-	P	V
		954.5	32.99	-13.01	46	29.27	30.81	4.07	31.16	-	-	P	V	
													V	
													V	
													V	
													V	
													V	
													V	
Remark	1. No other spurious found. 2. All results are PASS against limit line.													



<CDD Mode>

MIMO <Ant. 3 + 4>

Band 4 - 5725~5850MHz
WIFI 802.11a (Band Edge @ 3m)

WIFI Ant.	Note	Frequency	Level	Over Limit	Limit Line	Read Level	Antenna Factor	Path Loss	Preamp Factor	Ant Pos	Table Pos	Peak Avg.	Pol.	
3+4		(MHz)	(dBμV/m)	(dB)	(dBμV/m)	(dBμV)	(dB/m)	(dB)	(dB)	(cm)	(deg)	(P/A)	(H/V)	
802.11a CH 149 5745MHz		5641.2	50.63	-17.57	68.2	41.77	32.35	9.61	33.1	216	236	P	H	
		5696.8	54.36	-48.48	102.84	45.29	32.44	9.75	33.12	216	236	P	H	
		5717.6	68.78	-41.35	110.13	59.6	32.5	9.81	33.13	216	236	P	H	
		5721.8	73.23	-41.67	114.9	64.05	32.5	9.81	33.13	216	236	P	H	
	*	5745	119.34	-	-	110.08	32.53	9.88	33.15	216	236	P	H	
	*	5745	111.3	-	-	102.04	32.53	9.88	33.15	216	236	A	H	
														H
														H
			5615	49.53	-18.67	68.2	40.77	32.29	9.55	33.08	221	172	P	V
			5700	53.81	-51.39	105.2	44.74	32.44	9.75	33.12	221	172	P	V
			5720	70.68	-40.12	110.8	61.5	32.5	9.81	33.13	221	172	P	V
			5725	74.98	-47.22	122.2	65.8	32.5	9.81	33.13	221	172	P	V
	*		5745	116.97	-	-	107.71	32.53	9.88	33.15	221	172	P	V
	*		5745	109.35	-	-	100.09	32.53	9.88	33.15	221	172	A	V
														V
														V



WIFI Ant. 3+4	Note	Frequency (MHz)	Level (dBμV/m)	Over Limit (dB)	Limit Line (dBμV/m)	Read Level (dBμV)	Antenna Factor (dB/m)	Path Loss (dB)	Preamp Factor (dB)	Ant Pos (cm)	Table Pos (deg)	Peak Avg. (P/A)	Pol. (H/V)
		5642.8	49.54	-18.66	68.2	40.68	32.35	9.61	33.1	208	237	P	H
		5672.4	50.39	-34.43	84.82	41.41	32.41	9.68	33.11	208	237	P	H
		5710.4	51.39	-56.72	108.11	42.24	32.47	9.81	33.13	208	237	P	H
		5724.2	50.41	-69.97	120.38	41.23	32.5	9.81	33.13	208	237	P	H
	*	5785	117.63	-	-	108.19	32.6	10.01	33.17	208	237	P	H
	*	5785	109.82	-	-	100.38	32.6	10.01	33.17	208	237	A	H
		5854.4	50.55	-61.62	112.17	40.97	32.75	10.02	33.19	208	237	P	H
		5872	51.01	-55.03	106.04	41.42	32.78	10.02	33.21	208	237	P	H
		5880.8	51.79	-49.1	100.89	42.2	32.78	10.02	33.21	208	237	P	H
		5931.2	49.49	-18.71	68.2	39.82	32.88	10.02	33.23	208	237	P	H
													H
													H
802.11a													
CH 157													
5785MHz		5625.6	49.82	-18.38	68.2	41.03	32.32	9.55	33.08	225	223	P	V
		5699.6	50.47	-54.44	104.91	41.4	32.44	9.75	33.12	225	223	P	V
		5711.6	51.38	-57.07	108.45	42.23	32.47	9.81	33.13	225	223	P	V
		5721.4	49.96	-64.03	113.99	40.78	32.5	9.81	33.13	225	223	P	V
	*	5785	116.75	-	-	107.31	32.6	10.01	33.17	225	223	P	V
	*	5785	109.36	-	-	99.92	32.6	10.01	33.17	225	223	A	V
		5852	52.07	-65.57	117.64	42.52	32.72	10.02	33.19	225	223	P	V
		5867.4	52.78	-54.55	107.33	43.22	32.75	10.02	33.21	225	223	P	V
		5889.6	53.07	-41.29	94.36	43.46	32.81	10.02	33.22	225	223	P	V
		5927.8	49.48	-18.72	68.2	39.81	32.88	10.02	33.23	225	223	P	V
													V
													V



WIFI Ant. 3+4	Note	Frequency (MHz)	Level (dBµV/m)	Over Limit (dB)	Limit Line (dBµV/m)	Read Level (dBµV)	Antenna Factor (dB/m)	Path Loss (dB)	Preamp Factor (dB)	Ant Pos (cm)	Table Pos (deg)	Peak Avg. (P/A)	Pol. (H/V)	
802.11a CH 165 5825MHz	*	5825	116.02	-	-	106.49	32.69	10.02	33.18	216	239	P	H	
	*	5825	108.39	-	-	98.86	32.69	10.02	33.18	216	239	A	H	
		5850.6	55.79	-65.04	120.83	46.24	32.72	10.02	33.19	216	239	P	H	
		5855.8	54.44	-56.14	110.58	44.86	32.75	10.02	33.19	216	239	P	H	
		5882.2	50.82	-49.03	99.85	41.23	32.78	10.02	33.21	216	239	P	H	
		5929.4	49.94	-18.26	68.2	40.27	32.88	10.02	33.23	216	239	P	H	
														H
														H
	*	5825	115.74	-	-	106.21	32.69	10.02	33.18	233	219	P	V	
	*	5825	107.87	-	-	98.34	32.69	10.02	33.18	233	219	A	V	
		5851.8	54.8	-63.3	118.1	45.25	32.72	10.02	33.19	233	219	P	V	
		5857.2	53.68	-56.5	110.18	44.1	32.75	10.02	33.19	233	219	P	V	
		5894	49.91	-41.19	91.1	40.3	32.81	10.02	33.22	233	219	P	V	
		5931.4	50.61	-17.59	68.2	40.94	32.88	10.02	33.23	233	219	P	V	
														V
														V
													V	
Remark	1. No other spurious found. 2. All results are PASS against Peak and Average limit line.													



Band 4 5725~5850MHz
WIFI 802.11a (Harmonic @ 3m)

WIFI Ant. 3+4	Note	Frequency (MHz)	Level (dBμV/m)	Over Limit (dB)	Limit Line (dBμV/m)	Read Level (dBμV)	Antenna Factor (dB/m)	Path Loss (dB)	Preamp Factor (dB)	Ant Pos (cm)	Table Pos (deg)	Peak Avg. (P/A)	Pol. (H/V)
802.11a CH 149 5745MHz		11490	62.74	-11.26	74	72.41	40	15.72	65.39	200	146	P	H
		11490	52.61	-1.39	54	62.28	40	15.72	65.39	200	146	A	H
		17235	47.82	-20.38	68.2	51.95	40.54	19.6	64.27	100	0	P	H
													H
		11490	58.31	-15.69	74	67.98	40	15.72	65.39	100	194	P	V
		11490	47.74	-6.26	54	57.41	40	15.72	65.39	100	194	A	V
		17235	46.69	-21.51	68.2	50.82	40.54	19.6	64.27	100	0	P	V
802.11a CH 157 5785MHz		11570	62.5	-11.5	74	72.24	39.86	15.77	65.37	205	148	P	H
		11570	52.55	-1.45	54	62.29	39.86	15.77	65.37	205	148	A	H
		17355	48.01	-20.19	68.2	51.48	40.96	19.68	64.11	100	0	P	H
													H
		11570	58.73	-15.27	74	68.47	39.86	15.77	65.37	100	193	P	V
		11570	47.95	-6.05	54	57.69	39.86	15.77	65.37	100	193	A	V
		17355	48.24	-19.96	68.2	51.71	40.96	19.68	64.11	100	0	P	V
802.11a CH 165 5825MHz		11650	61	-13	74	70.78	39.72	15.84	65.34	198	148	P	H
		11650	52.35	-1.65	54	62.13	39.72	15.84	65.34	198	148	A	H
		17475	49.1	-19.1	68.2	51.92	41.38	19.75	63.95	100	0	P	H
													H
		11650	57.49	-16.51	74	67.27	39.72	15.84	65.34	100	0	P	V
		11650	47.63	-6.37	54	57.41	39.72	15.84	65.34	100	0	A	V
		17475	52.38	-15.82	68.2	55.2	41.38	19.75	63.95	100	0	P	V
Remark	1. No other spurious found. 2. All results are PASS against Peak and Average limit line.												



Band 4 5725~5850MHz
WIFI 802.11ac VHT20 (Band Edge @ 3m)

WIFI Ant. 3+4	Note	Frequency (MHz)	Level (dBμV/m)	Over Limit (dB)	Limit Line (dBμV/m)	Read Level (dBμV)	Antenna Factor (dB/m)	Path Loss (dB)	Preamp Factor (dB)	Ant Pos (cm)	Table Pos (deg)	Peak Avg. (P/A)	Pol. (H/V)	
802.11ac VHT20 CH 149 5745MHz		5648.8	50.93	-17.27	68.2	42.07	32.35	9.61	33.1	100	234	P	H	
		5682.6	51.98	-40.38	92.36	42.94	32.41	9.75	33.12	100	234	P	H	
		5712.2	63.81	-44.81	108.62	54.66	32.47	9.81	33.13	100	234	P	H	
		5725	72.76	-49.44	122.2	63.58	32.5	9.81	33.13	100	234	P	H	
	*	5745	118.72	-	-	109.46	32.53	9.88	33.15	100	234	P	H	
	*	5745	109.94	-	-	100.68	32.53	9.88	33.15	100	234	A	H	
														H
														H
			5638	50.72	-17.48	68.2	41.86	32.35	9.61	33.1	190	172	P	V
			5699.4	51.07	-53.69	104.76	42	32.44	9.75	33.12	190	172	P	V
			5713	64.3	-44.54	108.84	55.15	32.47	9.81	33.13	190	172	P	V
			5724.8	72.18	-49.56	121.74	63	32.5	9.81	33.13	190	172	P	V
		*	5745	116.65	-	-	107.39	32.53	9.88	33.15	190	172	P	V
		*	5745	108.55	-	-	99.29	32.53	9.88	33.15	190	172	A	V
													V	
													V	



WIFI Ant. 3+4	Note	Frequency (MHz)	Level (dBµV/m)	Over Limit (dB)	Limit Line (dBµV/m)	Read Level (dBµV)	Antenna Factor (dB/m)	Path Loss (dB)	Preamp Factor (dB)	Ant Pos (cm)	Table Pos (deg)	Peak Avg. (P/A)	Pol. (H/V)
		5622.6	50.2	-18	68.2	41.41	32.32	9.55	33.08	100	236	P	H
		5671.4	51.93	-32.15	84.08	42.95	32.41	9.68	33.11	100	236	P	H
		5703	50.76	-55.28	106.04	41.66	32.47	9.75	33.12	100	236	P	H
		5725	50.73	-71.47	122.2	41.55	32.5	9.81	33.13	100	236	P	H
	*	5785	118.21	-	-	108.77	32.6	10.01	33.17	100	236	P	H
	*	5785	109.89	-	-	100.45	32.6	10.01	33.17	100	236	A	H
		5854.4	49.81	-62.36	112.17	40.23	32.75	10.02	33.19	100	236	P	H
		5864	51.3	-56.98	108.28	41.74	32.75	10.02	33.21	100	236	P	H
		5910.8	50.92	-27.76	78.68	41.29	32.84	10.02	33.23	100	236	P	H
		5940.4	49.73	-18.47	68.2	40.04	32.91	10.02	33.24	100	236	P	H
													H
													H
802.11ac													
VHT20													
CH 157		5644	49.64	-18.56	68.2	40.78	32.35	9.61	33.1	190	173	P	V
5785MHz		5693.8	49.91	-50.72	100.63	40.84	32.44	9.75	33.12	190	173	P	V
		5710.2	50.16	-57.9	108.06	41.01	32.47	9.81	33.13	190	173	P	V
		5721.2	49.33	-64.21	113.54	40.15	32.5	9.81	33.13	190	173	P	V
	*	5785	116.88	-	-	107.44	32.6	10.01	33.17	190	173	P	V
	*	5785	108.31	-	-	98.87	32.6	10.01	33.17	190	173	A	V
		5854.4	50.88	-61.29	112.17	41.3	32.75	10.02	33.19	190	173	P	V
		5861	49.79	-59.33	109.12	40.23	32.75	10.02	33.21	190	173	P	V
		5909.2	50.3	-29.56	79.86	40.67	32.84	10.02	33.23	190	173	P	V
		5929.8	48.96	-19.24	68.2	39.29	32.88	10.02	33.23	190	173	P	V
													V
													V



WIFI Ant. 3+4	Note	Frequency (MHz)	Level (dBμV/m)	Over Limit (dB)	Limit Line (dBμV/m)	Read Level (dBμV)	Antenna Factor (dB/m)	Path Loss (dB)	Preamp Factor (dB)	Ant Pos (cm)	Table Pos (deg)	Peak Avg. (P/A)	Pol. (H/V)	
802.11ac VHT20 CH 165 5825MHz	*	5825	117.96	-	-	108.43	32.69	10.02	33.18	100	233	P	H	
	*	5825	107.43	-	-	97.9	32.69	10.02	33.18	100	233	A	H	
		5850.4	58.26	-63.03	121.29	48.71	32.72	10.02	33.19	100	233	P	H	
		5855.4	53.67	-57.02	110.69	44.09	32.75	10.02	33.19	100	233	P	H	
		5881	50.79	-49.95	100.74	41.2	32.78	10.02	33.21	100	233	P	H	
		5927.8	50.57	-17.63	68.2	40.9	32.88	10.02	33.23	100	233	P	H	
														H
														H
	*	5825	116.17	-	-	106.64	32.69	10.02	33.18	105	159	P	V	
	*	5825	106.28	-	-	96.75	32.69	10.02	33.18	105	159	A	V	
		5850.2	58.29	-63.45	121.74	48.74	32.72	10.02	33.19	105	159	P	V	
		5861.4	53.92	-55.09	109.01	44.36	32.75	10.02	33.21	105	159	P	V	
		5911	51.66	-26.87	78.53	42.03	32.84	10.02	33.23	105	159	P	V	
		5936.6	50.67	-17.53	68.2	41.01	32.88	10.02	33.24	105	159	P	V	
													V	
													V	
Remark	1. No other spurious found. 2. All results are PASS against Peak and Average limit line.													



Band 4 5725~5850MHz
WIFI 802.11ac VHT20 (Harmonic @ 3m)

WIFI Ant. 3+4	Note	Frequency (MHz)	Level (dBμV/m)	Over Limit (dB)	Limit Line (dBμV/m)	Read Level (dBμV)	Antenna Factor (dB/m)	Path Loss (dB)	Preamp Factor (dB)	Ant Pos (cm)	Table Pos (deg)	Peak Avg. (P/A)	Pol. (H/V)
802.11ac VHT20 CH 149 5745MHz		11490	58.01	-15.99	74	67.68	40	15.72	65.39	200	148	P	H
		11490	52.37	-1.63	54	62.04	40	15.72	65.39	200	148	A	H
		17235	47.67	-20.53	68.2	51.8	40.54	19.6	64.27	100	0	P	H
													H
		11490	57.21	-16.79	74	66.88	40	15.72	65.39	100	195	P	V
		11490	47.42	-6.58	54	57.09	40	15.72	65.39	100	195	A	V
		17235	47.05	-21.15	68.2	51.18	40.54	19.6	64.27	100	0	P	V
													V
802.11ac VHT20 CH 157 5785MHz		11570	61.45	-12.55	74	71.19	39.86	15.77	65.37	207	149	P	H
		11570	52.22	-1.78	54	61.96	39.86	15.77	65.37	207	149	A	H
		17355	47.09	-21.11	68.2	50.56	40.96	19.68	64.11	100	0	P	H
													H
		11570	57.6	-16.4	74	67.34	39.86	15.77	65.37	100	189	P	V
		11570	47.45	-6.55	54	57.19	39.86	15.77	65.37	100	189	A	V
		17355	47.69	-20.51	68.2	51.16	40.96	19.68	64.11	100	0	P	V
													V
802.11ac VHT20 CH 165 5825MHz		11650	61.83	-12.17	74	71.61	39.72	15.84	65.34	231	154	P	H
		11650	52.4	-1.6	54	62.18	39.72	15.84	65.34	231	154	A	H
		17475	49.09	-19.11	68.2	51.91	41.38	19.75	63.95	100	0	P	H
													H
		11650	56.54	-17.46	74	66.32	39.72	15.84	65.34	100	190	P	V
		11650	47.03	-6.97	54	56.81	39.72	15.84	65.34	100	190	A	V
		17475	49.57	-18.63	68.2	52.39	41.38	19.75	63.95	100	0	P	V
													V
Remark	1. No other spurious found. 2. All results are PASS against Peak and Average limit line.												



Band 4 5725~5850MHz
WIFI 802.11ac VHT40 (Band Edge @ 3m)

WIFI Ant. 3+4	Note	Frequency (MHz)	Level (dBμV/m)	Over Limit (dB)	Limit Line (dBμV/m)	Read Level (dBμV)	Antenna Factor (dB/m)	Path Loss (dB)	Preamp Factor (dB)	Ant Pos (cm)	Table Pos (deg)	Peak Avg. (P/A)	Pol. (H/V)
		5639.6	63.17	-5.03	68.2	54.31	32.35	9.61	33.1	103	238	P	H
		5699.2	77.68	-26.93	104.61	68.61	32.44	9.75	33.12	103	238	P	H
		5719.4	93.89	-16.74	110.63	84.71	32.5	9.81	33.13	103	238	P	H
		5723.2	95.42	-22.68	118.1	86.24	32.5	9.81	33.13	103	238	P	H
	*	5755	120.17	-	-	110.87	32.57	9.88	33.15	103	238	P	H
	*	5755	110.42	-	-	101.12	32.57	9.88	33.15	103	238	A	H
		5852.6	64.75	-51.52	116.27	55.2	32.72	10.02	33.19	103	238	P	H
		5855.6	65.99	-44.64	110.63	56.41	32.75	10.02	33.19	103	238	P	H
		5876.6	61.01	-43	104.01	51.42	32.78	10.02	33.21	103	238	P	H
		5925.6	50.3	-17.9	68.2	40.63	32.88	10.02	33.23	103	238	P	H
													H
													H
802.11ac													
VHT40													
CH 151		5645.4	60.97	-7.23	68.2	52.11	32.35	9.61	33.1	100	167	P	V
5755MHz		5699.2	76.88	-27.73	104.61	67.81	32.44	9.75	33.12	100	167	P	V
		5718.6	90.74	-19.67	110.41	81.56	32.5	9.81	33.13	100	167	P	V
		5720.8	91.73	-20.89	112.62	82.55	32.5	9.81	33.13	100	167	P	V
	*	5755	119.35	-	-	110.05	32.57	9.88	33.15	100	167	P	V
	*	5755	109.63	-	-	100.33	32.57	9.88	33.15	100	167	A	V
		5850.2	67.62	-54.12	121.74	58.07	32.72	10.02	33.19	100	167	P	V
		5857.4	64.5	-45.63	110.13	54.92	32.75	10.02	33.19	100	167	P	V
		5878.2	58.27	-44.55	102.82	48.68	32.78	10.02	33.21	100	167	P	V
		5939.2	50.11	-18.09	68.2	40.42	32.91	10.02	33.24	100	167	P	V
													V
													V



WIFI Ant. 3+4	Note	Frequency (MHz)	Level (dBµV/m)	Over Limit (dB)	Limit Line (dBµV/m)	Read Level (dBµV)	Antenna Factor (dB/m)	Path Loss (dB)	Preamp Factor (dB)	Ant Pos (cm)	Table Pos (deg)	Peak Avg. (P/A)	Pol. (H/V)
		5642.25	49.77	-18.43	68.2	40.91	32.35	9.61	33.1	100	237	P	H
		5697.75	62.61	-40.93	103.54	53.54	32.44	9.75	33.12	100	237	P	H
		5718	69.5	-40.74	110.24	60.32	32.5	9.81	33.13	100	237	P	H
		5724.25	68.79	-51.7	120.49	59.61	32.5	9.81	33.13	100	237	P	H
	*	5795	119.3	-	-	109.83	32.63	10.01	33.17	100	237	P	H
	*	5795	110.04	-	-	100.57	32.63	10.01	33.17	100	237	A	H
		5852.8	71.58	-44.24	115.82	62.03	32.72	10.02	33.19	100	237	P	H
		5858.4	70.08	-39.77	109.85	60.52	32.75	10.02	33.21	100	237	P	H
		5885	66.47	-31.3	97.77	56.89	32.78	10.02	33.22	100	237	P	H
		5929.2	50.73	-17.47	68.2	41.06	32.88	10.02	33.23	100	237	P	H
802.11ac													H
VHT40													H
CH 159		5634.5	48.7	-19.5	68.2	39.84	32.35	9.61	33.1	222	164	P	V
5795MHz		5698	59.63	-44.1	103.73	50.56	32.44	9.75	33.12	222	164	P	V
		5718	66.26	-43.98	110.24	57.08	32.5	9.81	33.13	222	164	P	V
		5721	65.95	-47.13	113.08	56.77	32.5	9.81	33.13	222	164	P	V
	*	5795	118.08	-	-	108.61	32.63	10.01	33.17	222	164	P	V
	*	5795	108.77	-	-	99.3	32.63	10.01	33.17	222	164	A	V
		5854.4	70.72	-41.45	112.17	61.14	32.75	10.02	33.19	222	164	P	V
		5856.8	69.11	-41.19	110.3	59.53	32.75	10.02	33.19	222	164	P	V
		5876.4	64.81	-39.35	104.16	55.22	32.78	10.02	33.21	222	164	P	V
		5925.4	50.81	-17.39	68.2	41.14	32.88	10.02	33.23	222	164	P	V
													V
													V
Remark	1. No other spurious found. 2. All results are PASS against Peak and Average limit line.												



Band 4 5725~5850MHz

WIFI 802.11ac VHT40 (Harmonic @ 3m)

WIFI Ant. 3+4	Note	Frequency (MHz)	Level (dBμV/m)	Over Limit (dB)	Limit Line (dBμV/m)	Read Level (dBμV)	Antenna Factor (dB/m)	Path Loss (dB)	Preamp Factor (dB)	Ant Pos (cm)	Table Pos (deg)	Peak Avg. (P/A)	Pol. (H/V)
802.11ac VHT40 CH 151 5755MHz		11510	62.11	-11.89	74	71.78	40	15.73	65.4	220	156	P	H
		11510	52.89	-1.11	54	62.56	40	15.73	65.4	220	156	A	H
		17265	49.42	-18.78	68.2	53.37	40.66	19.62	64.23	100	0	P	H
													H
		11510	57.53	-16.47	74	67.2	40	15.73	65.4	100	188	P	V
		11510	47.66	-6.34	54	57.33	40	15.73	65.4	100	188	A	V
		17265	46.51	-21.69	68.2	50.46	40.66	19.62	64.23	100	0	P	V
													V
802.11ac VHT40 CH 159 5795MHz		11590	62.49	-11.51	74	72.24	39.83	15.79	65.37	218	155	P	H
		11590	52.75	-1.25	54	62.5	39.83	15.79	65.37	218	155	A	H
		17385	52.16	-16.04	68.2	55.45	41.08	19.69	64.06	100	0	P	H
													H
		11590	57.51	-16.49	74	67.26	39.83	15.79	65.37	100	186	P	V
		11590	47.49	-6.51	54	57.24	39.83	15.79	65.37	100	186	A	V
		17385	48.05	-20.15	68.2	51.34	41.08	19.69	64.06	100	0	P	V
													V
Remark	1. No other spurious found. 2. All results are PASS against Peak and Average limit line.												



Band 4 5725~5850MHz
WIFI 802.11ac VHT80 (Band Edge @ 3m)

WIFI Ant. 3+4	Note	Frequency (MHz)	Level (dBμV/m)	Over Limit (dB)	Limit Line (dBμV/m)	Read Level (dBμV)	Antenna Factor (dB/m)	Path Loss (dB)	Preamp Factor (dB)	Ant Pos (cm)	Table Pos (deg)	Peak Avg. (P/A)	Pol. (H/V)	
802.11ac VHT80 CH 155 5775MHz		5635.25	66.56	-1.64	68.2	57.7	32.35	9.61	33.1	100	235	P	H	
		5699.75	83.74	-21.28	105.02	74.67	32.44	9.75	33.12	100	235	P	H	
		5700.5	86.4	-18.94	105.34	77.33	32.44	9.75	33.12	100	235	P	H	
		5723.75	88.46	-30.89	119.35	79.28	32.5	9.81	33.13	100	235	P	H	
	*	5775	114.76	-	-	105.37	32.6	9.95	33.16	100	235	P	H	
	*	5775	105.29	-	-	95.9	32.6	9.95	33.16	100	235	A	H	
		5855	82.96	-27.84	110.8	73.38	32.75	10.02	33.19	100	235	P	H	
		5860.4	84.77	-24.52	109.29	75.21	32.75	10.02	33.21	100	235	P	H	
		5877	77.12	-26.59	103.71	67.53	32.78	10.02	33.21	100	235	P	H	
		5925	63.53	-4.67	68.2	53.86	32.88	10.02	33.23	100	235	P	H	
														H
														H
			5635.25	66.06	-2.14	68.2	57.2	32.35	9.61	33.1	242	168	P	V
			5700	82.58	-22.62	105.2	73.51	32.44	9.75	33.12	242	168	P	V
			5719.5	85.29	-25.37	110.66	76.11	32.5	9.81	33.13	242	168	P	V
			5720.5	88.14	-23.8	111.94	78.96	32.5	9.81	33.13	242	168	P	V
	*		5775	113.77	-	-	104.38	32.6	9.95	33.16	242	168	P	V
	*		5775	104.63	-	-	95.24	32.6	9.95	33.16	242	168	A	V
			5853.4	80.54	-33.91	114.45	70.99	32.72	10.02	33.19	242	168	P	V
			5856.2	81.99	-28.47	110.46	72.41	32.75	10.02	33.19	242	168	P	V
		5877.8	74.84	-28.28	103.12	65.25	32.78	10.02	33.21	242	168	P	V	
		5937.6	59.99	-8.21	68.2	50.33	32.88	10.02	33.24	242	168	P	V	
													V	
													V	
Remark	1. No other spurious found. 2. All results are PASS against Peak and Average limit line.													



Band 4 5725~5850MHz

WIFI 802.11ac VHT80 (Harmonic @ 3m)

WIFI Ant. 3+4	Note	Frequency (MHz)	Level (dBμV/m)	Over Limit (dB)	Limit Line (dBμV/m)	Read Level (dBμV)	Antenna Factor (dB/m)	Path Loss (dB)	Preamp Factor (dB)	Ant Pos (cm)	Table Pos (deg)	Peak Avg. (P/A)	Pol. (H/V)	
802.11ac VHT80 CH 155 5775MHz		11550	60.15	-13.85	74	69.87	39.9	15.76	65.38	230	143	P	H	
		11550	48.55	-5.45	54	58.27	39.9	15.76	65.38	230	143	A	H	
		17325	48.38	-19.82	68.2	52.04	40.84	19.66	64.16	100	0	P	H	
													H	
			11550	56.8	-17.2	74	66.52	39.9	15.76	65.38	100	184	P	V
			11550	44.87	-9.13	54	54.59	39.9	15.76	65.38	100	184	A	V
			17325	47.83	-20.37	68.2	51.49	40.84	19.66	64.16	100	0	P	V
													V	
Remark	1. No other spurious found. 2. All results are PASS against Peak and Average limit line.													



Emission below 1GHz

5GHz WIFI 802.11ac VHT40 (LF @ 3m)

WIFI Ant.	Note	Frequency	Level	Over Limit	Limit Line	Read Level	Antenna Factor	Path Loss	Preamp Factor	Ant Pos	Table Pos	Peak Avg.	Pol.	
3+4		(MHz)	(dBμV/m)	(dB)	(dBμV/m)	(dBμV)	(dB/m)	(dB)	(dB)	(cm)	(deg)	(P/A)	(H/V)	
5GHz 802.11ac VHT40 LF		46.47	26.79	-13.21	40	42.54	15.72	1.02	32.49	-	-	P	H	
		132.33	30.74	-12.76	43.5	44.35	17.28	1.56	32.45	-	-	P	H	
		159.87	24.77	-18.73	43.5	39.21	16.28	1.71	32.43	-	-	P	H	
		305.6	25.7	-20.3	46	36.55	19.12	2.4	32.37	-	-	P	H	
		746.6	34.14	-11.86	46	35.12	27.78	3.57	32.33	100	71	P	H	
		955.9	33.12	-12.88	46	29.27	30.92	4.07	31.14	-	-	P	H	
														H
														H
														H
														H
														H
														H
														H
														H
														H
			31.62	32.75	-7.25	40	41.16	23.24	0.84	32.49	-	-	P	V
			36.75	32.13	-7.87	40	43.01	20.79	0.82	32.49	-	-	P	V
			47.01	32.97	-7.03	40	49.13	15.31	1.02	32.49	100	355	P	V
			304.9	24.11	-21.89	46	34.96	19.12	2.4	32.37	-	-	P	V
			665.4	27.7	-18.3	46	30.6	26.25	3.32	32.47	-	-	P	V
		958.7	33.92	-12.08	46	29.94	31.02	4.08	31.12	-	-	P	V	
													V	
													V	
													V	
													V	
													V	
													V	
Remark	1. No other spurious found. 2. All results are PASS against limit line.													



MIMO <Ant. 2 + 3 + 4>

Band 4 - 5725~5850MHz
WIFI 802.11a (Band Edge @ 3m)

WIFI Ant.	Note	Frequency	Level	Over Limit	Limit Line	Read Level	Antenna Factor	Path Loss	Preamp Factor	Ant Pos	Table Pos	Peak Avg.	Pol.	
2+3+4		(MHz)	(dBμV/m)	(dB)	(dBμV/m)	(dBμV)	(dB/m)	(dB)	(dB)	(cm)	(deg)	(P/A)	(H/V)	
802.11a CH 149 5745MHz		5643.4	51.88	-16.32	68.2	43.02	32.35	9.61	33.1	227	156	P	H	
		5697.6	58.84	-44.59	103.43	49.77	32.44	9.75	33.12	227	156	P	H	
		5718.6	72.55	-37.86	110.41	63.37	32.5	9.81	33.13	227	156	P	H	
		5725	81.13	-41.07	122.2	71.95	32.5	9.81	33.13	227	156	P	H	
	*	5745	122.25	-	-	112.99	32.53	9.88	33.15	227	156	P	H	
	*	5745	114.57	-	-	105.31	32.53	9.88	33.15	227	156	A	H	
														H
														H
			5608.6	51.18	-17.02	68.2	42.42	32.29	9.55	33.08	254	231	P	V
			5699	64.95	-39.51	104.46	55.88	32.44	9.75	33.12	254	231	P	V
			5718.8	74.78	-35.68	110.46	65.6	32.5	9.81	33.13	254	231	P	V
			5723	84.24	-33.4	117.64	75.06	32.5	9.81	33.13	254	231	P	V
	*		5745	118.61	-	-	109.35	32.53	9.88	33.15	254	231	P	V
	*		5745	110.43	-	-	101.17	32.53	9.88	33.15	254	231	A	V
														V
														V



WIFI Ant. 2+3+4	Note	Frequency (MHz)	Level (dBμV/m)	Over Limit (dB)	Limit Line (dBμV/m)	Read Level (dBμV)	Antenna Factor (dB/m)	Path Loss (dB)	Preamp Factor (dB)	Ant Pos (cm)	Table Pos (deg)	Peak Avg. (P/A)	Pol. (H/V)
		5627.4	52.11	-16.09	68.2	43.26	32.32	9.61	33.08	235	152	P	H
		5681.2	51.57	-39.76	91.33	42.53	32.41	9.75	33.12	235	152	P	H
		5703.8	52.87	-53.4	106.27	43.77	32.47	9.75	33.12	235	152	P	H
		5722.2	52.57	-63.25	115.82	43.39	32.5	9.81	33.13	235	152	P	H
	*	5785	120.78	-	-	111.34	32.6	10.01	33.17	235	152	P	H
	*	5785	113.14	-	-	103.7	32.6	10.01	33.17	235	152	A	H
		5853.4	49.95	-64.5	114.45	40.4	32.72	10.02	33.19	235	152	P	H
		5860.6	52.67	-56.56	109.23	43.11	32.75	10.02	33.21	235	152	P	H
		5900	52.4	-34.26	86.66	42.79	32.81	10.02	33.22	235	152	P	H
		5925.6	49.74	-18.46	68.2	40.07	32.88	10.02	33.23	235	152	P	H
													H
													H
802.11a													
CH 157													
5785MHz		5607.4	49.06	-19.14	68.2	40.3	32.29	9.55	33.08	228	236	P	V
		5667.8	49.47	-31.94	81.41	40.49	32.41	9.68	33.11	228	236	P	V
		5717.4	50.84	-59.23	110.07	41.69	32.47	9.81	33.13	228	236	P	V
		5720.4	51.41	-60.3	111.71	42.23	32.5	9.81	33.13	228	236	P	V
	*	5785	116.82	-	-	107.38	32.6	10.01	33.17	228	236	P	V
	*	5785	108.76	-	-	99.32	32.6	10.01	33.17	228	236	A	V
		5850.6	51.49	-69.34	120.83	41.94	32.72	10.02	33.19	228	236	P	V
		5870.2	51.41	-55.13	106.54	41.85	32.75	10.02	33.21	228	236	P	V
		5891.2	51.38	-41.8	93.18	41.77	32.81	10.02	33.22	228	236	P	V
		5926	49.78	-18.42	68.2	40.11	32.88	10.02	33.23	228	236	P	V
													V
													V



WIFI Ant. 2+3+4	Note	Frequency (MHz)	Level (dBµV/m)	Over Limit (dB)	Limit Line (dBµV/m)	Read Level (dBµV)	Antenna Factor (dB/m)	Path Loss (dB)	Preamp Factor (dB)	Ant Pos (cm)	Table Pos (deg)	Peak Avg. (P/A)	Pol. (H/V)	
802.11a CH 165 5825MHz	*	5825	119.31	-	-	109.78	32.69	10.02	33.18	226	168	P	H	
	*	5825	111.59	-	-	102.06	32.69	10.02	33.18	226	168	A	H	
		5850.8	53.5	-66.88	120.38	43.95	32.72	10.02	33.19	226	168	P	H	
		5855.6	56.75	-53.88	110.63	47.17	32.75	10.02	33.19	226	168	P	H	
		5879.6	52.98	-48.8	101.78	43.39	32.78	10.02	33.21	226	168	P	H	
		5928.2	49.88	-18.32	68.2	40.21	32.88	10.02	33.23	226	168	P	H	
														H
														H
	*	5825	116.85	-	-	107.32	32.69	10.02	33.18	237	218	P	V	
	*	5825	107.7	-	-	98.17	32.69	10.02	33.18	237	218	A	V	
		5850.2	57.01	-64.73	121.74	47.46	32.72	10.02	33.19	237	218	P	V	
		5859	55.24	-54.44	109.68	45.68	32.75	10.02	33.21	237	218	P	V	
		5897.2	51.29	-37.44	88.73	41.68	32.81	10.02	33.22	237	218	P	V	
		5944	50.39	-17.81	68.2	40.7	32.91	10.02	33.24	237	218	P	V	
														V
														V
													V	
Remark	1. No other spurious found. 2. All results are PASS against Peak and Average limit line.													



Band 4 5725~5850MHz

WIFI 802.11a (Harmonic @ 3m)

WIFI Ant. 2+3+4	Note	Frequency (MHz)	Level (dBμV/m)	Over Limit (dB)	Limit Line (dBμV/m)	Read Level (dBμV)	Antenna Factor (dB/m)	Path Loss (dB)	Preamp Factor (dB)	Ant Pos (cm)	Table Pos (deg)	Peak Avg. (P/A)	Pol. (H/V)
802.11a CH 149 5745MHz		11490	63.24	-10.76	74	72.91	40	15.72	65.39	224	151	P	H
		11490	52.64	-1.36	54	62.31	40	15.72	65.39	224	151	A	H
		17235	47.92	-20.28	68.2	52.05	40.54	19.6	64.27	100	0	P	H
													H
		11490	58.24	-15.76	74	67.91	40	15.72	65.39	100	188	P	V
		11490	47.64	-6.36	54	57.31	40	15.72	65.39	100	188	A	V
		17235	47.1	-21.1	68.2	51.23	40.54	19.6	64.27	100	0	P	V
802.11a CH 157 5785MHz		11570	62.36	-11.64	74	72.1	39.86	15.77	65.37	227	153	P	H
		11570	52.43	-1.57	54	62.17	39.86	15.77	65.37	227	153	A	H
		17355	47.13	-21.07	68.2	50.6	40.96	19.68	64.11	100	0	P	H
													H
		11570	56.95	-17.05	74	66.69	39.86	15.77	65.37	100	0	P	V
		11570	46.96	-7.04	54	56.7	39.86	15.77	65.37	100	0	A	V
		17355	49.92	-18.28	68.2	53.39	40.96	19.68	64.11	100	0	P	V
802.11a CH 165 5825MHz		11650	61.62	-12.38	74	71.4	39.72	15.84	65.34	215	149	P	H
		11650	52.28	-1.72	54	62.06	39.72	15.84	65.34	215	149	A	H
		17475	49.18	-19.02	68.2	52	41.38	19.75	63.95	215	149	P	H
													H
		11650	58.58	-15.42	74	68.36	39.72	15.84	65.34	100	185	P	V
		11650	47.77	-6.23	54	57.55	39.72	15.84	65.34	100	185	A	V
		17475	53	-15.2	68.2	55.82	41.38	19.75	63.95	100	0	P	V
Remark	1. No other spurious found. 2. All results are PASS against Peak and Average limit line.												



Band 4 5725~5850MHz
WIFI 802.11ac VHT20 (Band Edge @ 3m)

WIFI Ant. 2+3+4	Note	Frequency (MHz)	Level (dBμV/m)	Over Limit (dB)	Limit Line (dBμV/m)	Read Level (dBμV)	Antenna Factor (dB/m)	Path Loss (dB)	Preamp Factor (dB)	Ant Pos (cm)	Table Pos (deg)	Peak Avg. (P/A)	Pol. (H/V)	
802.11ac VHT20 CH 149 5745MHz		5642.6	51.94	-16.26	68.2	43.08	32.35	9.61	33.1	228	163	P	H	
		5699.8	55.37	-49.68	105.05	46.3	32.44	9.75	33.12	228	163	P	H	
		5718.2	70.93	-39.37	110.3	61.75	32.5	9.81	33.13	228	163	P	H	
		5724.4	79.94	-40.89	120.83	70.76	32.5	9.81	33.13	228	163	P	H	
	*	5745	122.81	-	-	113.55	32.53	9.88	33.15	228	163	P	H	
	*	5745	114.56	-	-	105.3	32.53	9.88	33.15	228	163	A	H	
														H
														H
			5641	52.22	-15.98	68.2	43.36	32.35	9.61	33.1	265	240	P	V
			5698	55.9	-47.83	103.73	46.83	32.44	9.75	33.12	265	240	P	V
			5719.8	70.25	-40.49	110.74	61.07	32.5	9.81	33.13	265	240	P	V
			5725	71.63	-50.57	122.2	62.45	32.5	9.81	33.13	265	240	P	V
	*		5745	117.34	-	-	108.08	32.53	9.88	33.15	265	240	P	V
	*		5745	109.45	-	-	100.19	32.53	9.88	33.15	265	240	A	V
													V	
													V	



WIFI Ant. 2+3+4	Note	Frequency (MHz)	Level (dBµV/m)	Over Limit (dB)	Limit Line (dBµV/m)	Read Level (dBµV)	Antenna Factor (dB/m)	Path Loss (dB)	Preamp Factor (dB)	Ant Pos (cm)	Table Pos (deg)	Peak Avg. (P/A)	Pol. (H/V)
		5645.2	50.18	-18.02	68.2	41.32	32.35	9.61	33.1	235	172	P	H
		5664.4	51.77	-27.12	78.89	42.82	32.38	9.68	33.11	235	172	P	H
		5715	53.73	-55.67	109.4	44.58	32.47	9.81	33.13	235	172	P	H
		5724	51.71	-68.21	119.92	42.53	32.5	9.81	33.13	235	172	P	H
	*	5785	121.38	-	-	111.94	32.6	10.01	33.17	235	172	P	H
	*	5785	112.9	-	-	103.46	32.6	10.01	33.17	235	172	A	H
		5851.2	52.62	-66.84	119.46	43.07	32.72	10.02	33.19	235	172	P	H
		5863.2	52.89	-55.61	108.5	43.33	32.75	10.02	33.21	235	172	P	H
		5883.2	52.55	-46.56	99.11	42.96	32.78	10.02	33.21	235	172	P	H
		5932	51.57	-16.63	68.2	41.9	32.88	10.02	33.23	235	172	P	H
802.11ac													H
VHT20													H
CH 157		5605.8	50.91	-17.29	68.2	42.15	32.29	9.55	33.08	256	240	P	V
5785MHz		5665.8	50.74	-29.19	79.93	41.79	32.38	9.68	33.11	256	240	P	V
		5713.4	51.23	-57.72	108.95	42.08	32.47	9.81	33.13	256	240	P	V
		5720.4	50.33	-61.38	111.71	41.15	32.5	9.81	33.13	256	240	P	V
	*	5785	117.19	-	-	107.75	32.6	10.01	33.17	256	240	P	V
	*	5785	108.49	-	-	99.05	32.6	10.01	33.17	256	240	A	V
		5852.4	49.97	-66.76	116.73	40.42	32.72	10.02	33.19	256	240	P	V
		5862.6	50.43	-58.24	108.67	40.87	32.75	10.02	33.21	256	240	P	V
		5915.2	51.33	-24.1	75.43	41.7	32.84	10.02	33.23	256	240	P	V
		5949	49.61	-18.59	68.2	39.92	32.91	10.02	33.24	256	240	P	V
													V
													V



WIFI Ant. 2+3+4	Note	Frequency (MHz)	Level (dBµV/m)	Over Limit (dB)	Limit Line (dBµV/m)	Read Level (dBµV)	Antenna Factor (dB/m)	Path Loss (dB)	Preamp Factor (dB)	Ant Pos (cm)	Table Pos (deg)	Peak Avg. (P/A)	Pol. (H/V)	
802.11ac VHT20 CH 165 5825MHz	*	5825	119.85	-	-	110.32	32.69	10.02	33.18	217	167	P	H	
	*	5825	111.13	-	-	101.6	32.69	10.02	33.18	217	167	A	H	
		5850	63.59	-58.61	122.2	54.04	32.72	10.02	33.19	217	167	P	H	
		5865.2	55.57	-52.37	107.94	46.01	32.75	10.02	33.21	217	167	P	H	
		5882	52.65	-47.35	100	43.06	32.78	10.02	33.21	217	167	P	H	
		5926.6	51.2	-17	68.2	41.53	32.88	10.02	33.23	217	167	P	H	
														H
														H
	*	5825	115.64	-	-	106.11	32.69	10.02	33.18	268	215	P	V	
	*	5825	107.08	-	-	97.55	32.69	10.02	33.18	268	215	A	V	
		5850.2	57.47	-64.27	121.74	47.92	32.72	10.02	33.19	268	215	P	V	
		5856.6	54.13	-56.22	110.35	44.55	32.75	10.02	33.19	268	215	P	V	
		5910.2	50.38	-28.74	79.12	40.75	32.84	10.02	33.23	268	215	P	V	
		5932.2	50.73	-17.47	68.2	41.06	32.88	10.02	33.23	268	215	P	V	
													V	
													V	
Remark	1. No other spurious found. 2. All results are PASS against Peak and Average limit line.													



Band 4 5725~5850MHz

WIFI 802.11ac VHT20 (Harmonic @ 3m)

WIFI Ant. 2+3+4	Note	Frequency (MHz)	Level (dBμV/m)	Over Limit (dB)	Limit Line (dBμV/m)	Read Level (dBμV)	Antenna Factor (dB/m)	Path Loss (dB)	Preamp Factor (dB)	Ant Pos (cm)	Table Pos (deg)	Peak Avg. (P/A)	Pol. (H/V)
802.11ac VHT20 CH 149 5745MHz		11490	62.94	-11.06	74	72.61	40	15.72	65.39	232	152	P	H
		11490	52.39	-1.61	54	62.06	40	15.72	65.39	232	152	A	H
		17235	47.81	-20.39	68.2	51.94	40.54	19.6	64.27	100	0	P	H
													H
		11490	58.01	-15.99	74	67.68	40	15.72	65.39	100	185	P	V
		11490	47.7	-6.3	54	57.37	40	15.72	65.39	100	185	A	V
		17235	46.9	-21.3	68.2	51.03	40.54	19.6	64.27	100	0	P	V
													V
802.11ac VHT20 CH 157 5785MHz		11570	60.21	-13.79	74	69.95	39.86	15.77	65.37	223	153	P	H
		11570	52.52	-1.48	54	62.26	39.86	15.77	65.37	223	153	A	H
		17355	46.92	-21.28	68.2	50.39	40.96	19.68	64.11	100	0	P	H
													H
		11570	56.86	-17.14	74	66.6	39.86	15.77	65.37	100	184	P	V
		11570	47.08	-6.92	54	56.82	39.86	15.77	65.37	100	184	A	V
		17355	47.67	-20.53	68.2	51.14	40.96	19.68	64.11	100	0	P	V
													V
802.11ac VHT20 CH 165 5825MHz		11650	60.71	-13.29	74	70.49	39.72	15.84	65.34	228	153	P	H
		11650	52.21	-1.79	54	61.99	39.72	15.84	65.34	228	153	A	H
		17475	49.43	-18.77	68.2	52.25	41.38	19.75	63.95	100	0	P	H
													H
		11650	57.26	-16.74	74	67.04	39.72	15.84	65.34	100	184	P	V
		11650	47.5	-6.5	54	57.28	39.72	15.84	65.34	100	184	A	V
		17475	50.22	-17.98	68.2	53.04	41.38	19.75	63.95	100	0	P	V
													V
Remark	1. No other spurious found. 2. All results are PASS against Peak and Average limit line.												



Band 4 5725~5850MHz
WIFI 802.11ac VHT40 (Band Edge @ 3m)

WIFI Ant. 2+3+4	Note	Frequency (MHz)	Level (dBμV/m)	Over Limit (dB)	Limit Line (dBμV/m)	Read Level (dBμV)	Antenna Factor (dB/m)	Path Loss (dB)	Preamp Factor (dB)	Ant Pos (cm)	Table Pos (deg)	Peak Avg. (P/A)	Pol. (H/V)	
		5645.6	66.74	-1.46	68.2	57.88	32.35	9.61	33.1	224	164	P	H	
		5697.4	87.46	-15.82	103.28	78.39	32.44	9.75	33.12	224	164	P	H	
		5718	98.53	-11.71	110.24	89.35	32.5	9.81	33.13	224	164	P	H	
		5720	96.02	-14.78	110.8	86.84	32.5	9.81	33.13	224	164	P	H	
	*	5755	122.96	-	-	113.66	32.57	9.88	33.15	224	164	P	H	
	*	5755	114.99	-	-	105.69	32.57	9.88	33.15	224	164	A	H	
		5850.2	68.32	-53.42	121.74	58.77	32.72	10.02	33.19	224	164	P	H	
		5867.4	66.84	-40.49	107.33	57.28	32.75	10.02	33.21	224	164	P	H	
		5878.6	62.57	-39.96	102.53	52.98	32.78	10.02	33.21	224	164	P	H	
		5932	52.86	-15.34	68.2	43.19	32.88	10.02	33.23	224	164	P	H	
802.11ac VHT40 CH 151 5755MHz													H	
													H	
			5648.2	64.24	-3.96	68.2	55.38	32.35	9.61	33.1	262	228	P	V
			5696	81.27	-20.98	102.25	72.2	32.44	9.75	33.12	262	228	P	V
			5717.4	92.4	-17.67	110.07	83.25	32.47	9.81	33.13	262	228	P	V
			5724.8	92.93	-28.81	121.74	83.75	32.5	9.81	33.13	262	228	P	V
		*	5755	118.6	-	-	109.3	32.57	9.88	33.15	262	228	P	V
		*	5755	109.96	-	-	100.66	32.57	9.88	33.15	262	228	A	V
			5850.2	66.57	-55.17	121.74	57.02	32.72	10.02	33.19	262	228	P	V
			5857.4	66.51	-43.62	110.13	56.93	32.75	10.02	33.19	262	228	P	V
			5879.2	61.78	-40.3	102.08	52.19	32.78	10.02	33.21	262	228	P	V
			5929	49.53	-18.67	68.2	39.86	32.88	10.02	33.23	262	228	P	V
														V
														V



WIFI Ant. 2+3+4	Note	Frequency (MHz)	Level (dBμV/m)	Over Limit (dB)	Limit Line (dBμV/m)	Read Level (dBμV)	Antenna Factor (dB/m)	Path Loss (dB)	Preamp Factor (dB)	Ant Pos (cm)	Table Pos (deg)	Peak Avg. (P/A)	Pol. (H/V)
		5629	50.56	-17.64	68.2	41.73	32.32	9.61	33.1	213	167	P	H
		5699.4	62.21	-42.55	104.76	53.14	32.44	9.75	33.12	213	167	P	H
		5719	70.34	-40.18	110.52	61.16	32.5	9.81	33.13	213	167	P	H
		5720.6	68.94	-43.23	112.17	59.76	32.5	9.81	33.13	213	167	P	H
	*	5795	120.57	-	-	111.1	32.63	10.01	33.17	213	167	P	H
	*	5795	113.13	-	-	103.66	32.63	10.01	33.17	213	167	A	H
		5850.4	69.49	-51.8	121.29	59.94	32.72	10.02	33.19	213	167	P	H
		5859.4	73.24	-36.33	109.57	63.68	32.75	10.02	33.21	213	167	P	H
		5877.2	66.31	-37.26	103.57	56.72	32.78	10.02	33.21	213	167	P	H
		5926.8	51.74	-16.46	68.2	42.07	32.88	10.02	33.23	213	167	P	H
													H
													H
802.11ac													
VHT40													
CH 159		5606.6	49.4	-18.8	68.2	40.64	32.29	9.55	33.08	239	221	P	V
5795MHz		5699	60.2	-44.26	104.46	51.13	32.44	9.75	33.12	239	221	P	V
		5719.4	66.61	-44.02	110.63	57.43	32.5	9.81	33.13	239	221	P	V
		5722.2	67.09	-48.73	115.82	57.91	32.5	9.81	33.13	239	221	P	V
	*	5795	117.2	-	-	107.73	32.63	10.01	33.17	239	221	P	V
	*	5795	109.18	-	-	99.71	32.63	10.01	33.17	239	221	A	V
		5850.8	71.75	-48.63	120.38	62.2	32.72	10.02	33.19	239	221	P	V
		5857.2	68.85	-41.33	110.18	59.27	32.75	10.02	33.19	239	221	P	V
		5875.8	64.08	-40.53	104.61	54.49	32.78	10.02	33.21	239	221	P	V
		5939.2	49.35	-18.85	68.2	39.66	32.91	10.02	33.24	239	221	P	V
													V
													V
Remark	1. No other spurious found. 2. All results are PASS against Peak and Average limit line.												



Band 4 5725~5850MHz

WIFI 802.11ac VHT40 (Harmonic @ 3m)

WIFI Ant. 2+3+4	Note	Frequency (MHz)	Level (dBμV/m)	Over Limit (dB)	Limit Line (dBμV/m)	Read Level (dBμV)	Antenna Factor (dB/m)	Path Loss (dB)	Preamp Factor (dB)	Ant Pos (cm)	Table Pos (deg)	Peak Avg. (P/A)	Pol. (H/V)	
802.11ac VHT40 CH 151 5755MHz		11510	62.74	-11.26	74	72.41	40	15.73	65.4	219	152	P	H	
		11510	52.4	-1.6	54	62.07	40	15.73	65.4	219	152	A	H	
		17265	46.68	-21.52	68.2	50.63	40.66	19.62	64.23	400	0	P	H	
													H	
			11510	56.24	-17.76	74	65.91	40	15.73	65.4	100	183	P	V
			11510	46.64	-7.36	54	56.31	40	15.73	65.4	100	183	A	V
			17265	47	-21.2	68.2	50.95	40.66	19.62	64.23	100	0	P	V
													V	
802.11ac VHT40 CH 159 5795MHz		11590	63.08	-10.92	74	72.83	39.83	15.79	65.37	228	153	P	H	
		11590	52.75	-1.25	54	62.5	39.83	15.79	65.37	228	153	A	H	
		17385	53.67	-14.53	68.2	56.96	41.08	19.69	64.06	100	0	P	H	
													H	
			11590	57.13	-16.87	74	66.88	39.83	15.79	65.37	100	189	P	V
			11590	47.14	-6.86	54	56.89	39.83	15.79	65.37	100	189	A	V
			17385	49.59	-18.61	68.2	52.88	41.08	19.69	64.06	100	0	P	V
													V	
Remark	1. No other spurious found. 2. All results are PASS against Peak and Average limit line.													



Band 4 5725~5850MHz
WIFI 802.11ac VHT80 (Band Edge @ 3m)

WIFI Ant. 2+3+4	Note	Frequency (MHz)	Level (dBμV/m)	Over Limit (dB)	Limit Line (dBμV/m)	Read Level (dBμV)	Antenna Factor (dB/m)	Path Loss (dB)	Preamp Factor (dB)	Ant Pos (cm)	Table Pos (deg)	Peak Avg. (P/A)	Pol. (H/V)	
		5639	66.21	-1.99	68.2	57.35	32.35	9.61	33.1	233	146	P	H	
		5698	83.58	-20.15	103.73	74.51	32.44	9.75	33.12	233	146	P	H	
		5717.2	84.27	-25.75	110.02	75.12	32.47	9.81	33.13	233	146	P	H	
		5720.4	84.57	-27.14	111.71	75.39	32.5	9.81	33.13	233	146	P	H	
	*	5775	115.16	-	-	105.77	32.6	9.95	33.16	233	146	P	H	
	*	5775	107.14	-	-	97.75	32.6	9.95	33.16	233	146	A	H	
		5854.2	74.65	-37.97	112.62	65.07	32.75	10.02	33.19	233	146	P	H	
		5858.6	79.86	-29.93	109.79	70.3	32.75	10.02	33.21	233	146	P	H	
		5877.6	71.78	-31.49	103.27	62.19	32.78	10.02	33.21	233	146	P	H	
		5939.4	59.43	-8.77	68.2	49.74	32.91	10.02	33.24	233	146	P	H	
802.11ac VHT80 CH 155 5775MHz													H	
													H	
			5649.2	64.53	-3.67	68.2	55.67	32.35	9.61	33.1	250	230	P	V
			5686	76.33	-18.54	94.87	67.26	32.44	9.75	33.12	250	230	P	V
			5719	82.12	-28.4	110.52	72.94	32.5	9.81	33.13	250	230	P	V
			5725	79.85	-42.35	122.2	70.67	32.5	9.81	33.13	250	230	P	V
		*	5775	111.63	-	-	102.24	32.6	9.95	33.16	250	230	P	V
		*	5775	103.38	-	-	93.99	32.6	9.95	33.16	250	230	A	V
			5850.2	76.44	-45.3	121.74	66.89	32.72	10.02	33.19	250	230	P	V
			5864.2	77.25	-30.97	108.22	67.69	32.75	10.02	33.21	250	230	P	V
			5878.6	68.34	-34.19	102.53	58.75	32.78	10.02	33.21	250	230	P	V
			5929.6	56.94	-11.26	68.2	47.27	32.88	10.02	33.23	250	230	P	V
														V
														V
	Remark	1. No other spurious found. 2. All results are PASS against Peak and Average limit line.												



Band 4 5725~5850MHz

WIFI 802.11ac VHT80 (Harmonic @ 3m)

WIFI Ant. 2+3+4	Note	Frequency (MHz)	Level (dBμV/m)	Over Limit (dB)	Limit Line (dBμV/m)	Read Level (dBμV)	Antenna Factor (dB/m)	Path Loss (dB)	Preamp Factor (dB)	Ant Pos (cm)	Table Pos (deg)	Peak Avg. (P/A)	Pol. (H/V)	
802.11ac VHT80 CH 155 5775MHz		11550	58.15	-15.85	74	67.87	39.9	15.76	65.38	227	150	P	H	
		11550	47.68	-6.32	54	57.4	39.9	15.76	65.38	227	150	A	H	
		17325	49.18	-19.02	68.2	52.84	40.84	19.66	64.16	100	0	P	H	
													H	
			11550	54.2	-19.8	74	63.92	39.9	15.76	65.38	100	183	P	V
			11550	43.88	-10.12	54	53.6	39.9	15.76	65.38	100	183	A	V
			17325	48.45	-19.75	68.2	52.11	40.84	19.66	64.16	100	0	P	V
														V
Remark	1. No other spurious found. 2. All results are PASS against Peak and Average limit line.													



Straddle Channel

WiFi 802.11a (Band Edge @ 3m)

WiFi Ant.	Note	Frequency (MHz)	Level (dBμV/m)	Over Limit (dB)	Limit Line (dBμV/m)	Read Level (dBμV)	Antenna Factor (dB/m)	Path Loss (dB)	Preamp Factor (dB)	Ant Pos (cm)	Table Pos (deg)	Peak Avg. (P/A)	Pol. (H/V)	
802.11a CH 144 5720MHz		5720	122.75	-	-	113.57	32.5	9.81	33.13	220	165	P	H	
		5720	114.9	-	-	105.72	32.5	9.81	33.13	220	165	A	H	
													H	
													H	
													H	
													H	
			5720	117.57	-	-	108.39	32.5	9.81	33.13	245	222	P	V
			5720	109.63	-	-	100.45	32.5	9.81	33.13	245	222	A	V
														V
														V
														V
	Remark	1. No other spurious found. 2. All results are PASS against Peak and Average limit line.												



Straddle Channel
WIFI 802.11a (Harmonic @ 3m)

Table with 14 columns: WIFI Ant. 2+3+4, Note, Frequency (MHz), Level (dBµV/m), Over Limit (dB), Limit Line (dBµV/m), Read Level (dBµV), Antenna Factor (dB/m), Path Loss (dB), Preamp Factor (dB), Ant Pos (cm), Table Pos (deg), Peak Avg. (P/A), Pol. (H/V). Includes a Remark section at the bottom.



Emission below 1GHz

5GHz WIFI 802.11ac VHT40 (LF @ 3m)

WIFI Ant.	Note	Frequency (MHz)	Level (dBμV/m)	Over Limit (dB)	Limit Line (dBμV/m)	Read Level (dBμV)	Antenna Factor (dB/m)	Path Loss (dB)	Preamp Factor (dB)	Ant Pos (cm)	Table Pos (deg)	Peak Avg. (P/A)	Pol. (H/V)	
5GHz 802.11ac VHT40 LF		46.47	26.18	-13.82	40	41.93	15.72	1.02	32.49	-	-		H	
		132.6	30.94	-12.56	43.5	44.6	17.23	1.56	32.45	-	-		H	
		159.87	24.36	-19.14	43.5	38.8	16.28	1.71	32.43	-	-		H	
		303.5	25.67	-20.33	46	36.52	19.11	2.41	32.37	-	-		H	
		683.6	27.52	-18.48	46	30.29	26.31	3.39	32.47	-	-		H	
		896.4	35.13	-10.87	46	33.92	29	3.89	31.68	100	0		H	
														H
														H
														H
														H
														H
														H
														H
														H
														H
			31.35	32.12	-7.88	40	40.07	23.7	0.84	32.49	-	-		V
			36.48	31.17	-8.83	40	42.05	20.79	0.82	32.49	-	-		V
			44.85	34.14	-5.86	40	49.06	16.55	1.02	32.49	100	351		V
			304.2	24.54	-21.46	46	35.39	19.12	2.4	32.37	-	-		V
			489	26.75	-19.25	46	32.67	23.56	2.89	32.37	-	-		V
		936.3	32.77	-13.23	46	30.2	29.91	3.99	31.33	-	-		V	
													V	
													V	
													V	
													V	
													V	
													V	
Remark	3. No other spurious found. 4. All results are PASS against limit line.													



MIMO <Ant. 1 + 2 + 3 + 4>

Band 4 - 5725~5850MHz

WIFI 802.11a (Band Edge @ 3m)

WIFI Ant.	Note	Frequency	Level	Over Limit	Limit Line	Read Level	Antenna Factor	Path Loss	Preamp Factor	Ant Pos	Table Pos	Peak Avg.	Pol.	
1+2+3+4		(MHz)	(dBμV/m)	(dB)	(dBμV/m)	(dBμV)	(dB/m)	(dB)	(dB)	(cm)	(deg)	(P/A)	(H/V)	
802.11a CH 149 5745MHz		5641.8	52.32	-15.88	68.2	43.46	32.35	9.61	33.1	212	191	P	H	
		5698.2	56.92	-46.95	103.87	47.85	32.44	9.75	33.12	212	191	P	H	
		5719.6	65.25	-45.44	110.69	56.07	32.5	9.81	33.13	212	191	P	H	
		5723.4	74.81	-43.74	118.55	65.63	32.5	9.81	33.13	212	191	P	H	
	*	5745	124.56	-	-	115.3	32.53	9.88	33.15	212	191	P	H	
	*	5745	114.61	-	-	105.35	32.53	9.88	33.15	212	191	A	H	
														H
														H
			5648	50.44	-17.76	68.2	41.58	32.35	9.61	33.1	232	238	P	V
			5699.6	55.25	-49.66	104.91	46.18	32.44	9.75	33.12	232	238	P	V
			5720	70.89	-39.91	110.8	61.71	32.5	9.81	33.13	232	238	P	V
			5725	74.72	-47.48	122.2	65.54	32.5	9.81	33.13	232	238	P	V
	*		5745	120.02	-	-	110.76	32.53	9.88	33.15	232	238	P	V
	*		5745	111.36	-	-	102.1	32.53	9.88	33.15	232	238	A	V
														V
														V



WIFI Ant. 1+2+3+4	Note	Frequency (MHz)	Level (dBμV/m)	Over Limit (dB)	Limit Line (dBμV/m)	Read Level (dBμV)	Antenna Factor (dB/m)	Path Loss (dB)	Preamp Factor (dB)	Ant Pos (cm)	Table Pos (deg)	Peak Avg. (P/A)	Pol. (H/V)
		5649.8	50.32	-17.88	68.2	41.43	32.38	9.61	33.1	198	205	P	H
		5686.8	52.84	-42.62	95.46	43.77	32.44	9.75	33.12	198	205	P	H
		5714	55.2	-53.92	109.12	46.05	32.47	9.81	33.13	198	205	P	H
		5724	53.19	-66.73	119.92	44.01	32.5	9.81	33.13	198	205	P	H
	*	5785	122.98	-	-	113.54	32.6	10.01	33.17	198	205	P	H
	*	5785	114.88	-	-	105.44	32.6	10.01	33.17	198	205	A	H
		5850	52.42	-69.78	122.2	42.87	32.72	10.02	33.19	198	205	P	H
		5868.4	53.28	-53.77	107.05	43.72	32.75	10.02	33.21	198	205	P	H
		5880.4	54.53	-46.66	101.19	44.94	32.78	10.02	33.21	198	205	P	H
		5947	51.3	-16.9	68.2	41.61	32.91	10.02	33.24	198	205	P	H
													H
													H
802.11a													
CH 157													
5785MHz		5608.4	50.3	-17.9	68.2	41.54	32.29	9.55	33.08	218	241	P	V
		5690.4	52.25	-45.87	98.12	43.18	32.44	9.75	33.12	218	241	P	V
		5705.6	51.8	-54.97	106.77	42.65	32.47	9.81	33.13	218	241	P	V
		5723.4	51.06	-67.49	118.55	41.88	32.5	9.81	33.13	218	241	P	V
	*	5785	118.59	-	-	109.15	32.6	10.01	33.17	218	241	P	V
	*	5785	110.97	-	-	101.53	32.6	10.01	33.17	218	241	A	V
		5853	51.08	-64.28	115.36	41.53	32.72	10.02	33.19	218	241	P	V
		5862.8	51.98	-56.63	108.61	42.42	32.75	10.02	33.21	218	241	P	V
		5880.2	52.07	-49.27	101.34	42.48	32.78	10.02	33.21	218	241	P	V
		5932.8	50.61	-17.59	68.2	40.94	32.88	10.02	33.23	218	241	P	V
													V
													V



WIFI Ant. 1+2+3+4	Note	Frequency (MHz)	Level (dBµV/m)	Over Limit (dB)	Limit Line (dBµV/m)	Read Level (dBµV)	Antenna Factor (dB/m)	Path Loss (dB)	Preamp Factor (dB)	Ant Pos (cm)	Table Pos (deg)	Peak Avg. (P/A)	Pol. (H/V)	
802.11a CH 165 5825MHz	*	5825	119.91	-	-	110.38	32.69	10.02	33.18	204	218	P	H	
	*	5825	111.87	-	-	102.34	32.69	10.02	33.18	204	218	A	H	
		5852	51.82	-65.82	117.64	42.27	32.72	10.02	33.19	204	218	P	H	
		5861.2	56.49	-52.57	109.06	46.93	32.75	10.02	33.21	204	218	P	H	
		5890.6	50.96	-42.66	93.62	41.35	32.81	10.02	33.22	204	218	P	H	
		5927.8	51.13	-17.07	68.2	41.46	32.88	10.02	33.23	204	218	P	H	
														H
														H
	*	5825	116.22	-	-	106.69	32.69	10.02	33.18	232	221	P	V	
	*	5825	108.52	-	-	98.99	32.69	10.02	33.18	232	221	A	V	
		5851	52.41	-67.51	119.92	42.86	32.72	10.02	33.19	232	221	P	V	
		5862	54.55	-54.29	108.84	44.99	32.75	10.02	33.21	232	221	P	V	
		5902.6	51.27	-33.47	84.74	41.66	32.81	10.02	33.22	232	221	P	V	
		5948.2	49.89	-18.31	68.2	40.2	32.91	10.02	33.24	232	221	P	V	
														V
														V
													V	
Remark	1. No other spurious found. 2. All results are PASS against Peak and Average limit line.													



Band 4 5725~5850MHz
WIFI 802.11a (Harmonic @ 3m)

WIFI Ant. 1+2+3+4	Note	Frequency (MHz)	Level (dBμV/m)	Over Limit (dB)	Limit Line (dBμV/m)	Read Level (dBμV)	Antenna Factor (dB/m)	Path Loss (dB)	Preamp Factor (dB)	Ant Pos (cm)	Table Pos (deg)	Peak Avg. (P/A)	Pol. (H/V)
802.11a CH 149 5745MHz		11490	64.01	-9.99	74	73.68	40	15.72	65.39	235	142	P	H
		11490	52.49	-1.51	54	62.16	40	15.72	65.39	235	142	A	H
		17235	45.11	-23.09	68.2	49.24	40.54	19.6	64.27	100	0	P	H
													H
		11490	58.54	-15.46	74	68.21	40	15.72	65.39	211	190	P	V
		11490	47.41	-6.59	54	57.08	40	15.72	65.39	211	190	A	V
		17235	46.39	-21.81	68.2	50.52	40.54	19.6	64.27	100	0	P	V
802.11a CH 157 5785MHz		11570	64.43	-9.57	74	74.17	39.86	15.77	65.37	225	145	P	H
		11570	52.91	-1.09	54	62.65	39.86	15.77	65.37	225	145	A	H
		17355	46.99	-21.21	68.2	50.46	40.96	19.68	64.11	100	0	P	H
													H
		11570	58.67	-15.33	74	68.41	39.86	15.77	65.37	100	191	P	V
		11570	47.33	-6.67	54	57.07	39.86	15.77	65.37	100	191	A	V
		17355	46.42	-21.78	68.2	49.89	40.96	19.68	64.11	100	0	P	V
802.11a CH 165 5825MHz		11650	64.12	-9.88	74	73.9	39.72	15.84	65.34	232	140	P	H
		11650	52.65	-1.35	54	62.43	39.72	15.84	65.34	232	140	A	H
		17475	48.1	-20.1	68.2	50.92	41.38	19.75	63.95	100	0	P	H
													H
		11650	58.08	-15.92	74	67.86	39.72	15.84	65.34	208	191	P	V
		11650	46.51	-7.49	54	56.29	39.72	15.84	65.34	208	191	A	V
		17475	47.95	-20.25	68.2	50.77	41.38	19.75	63.95	100	0	P	V
Remark	1. No other spurious found. 2. All results are PASS against Peak and Average limit line.												



Band 4 5725~5850MHz
WIFI 802.11ac VHT20 (Band Edge @ 3m)

WIFI Ant. 1+2+3+4	Note	Frequency (MHz)	Level (dBμV/m)	Over Limit (dB)	Limit Line (dBμV/m)	Read Level (dBμV)	Antenna Factor (dB/m)	Path Loss (dB)	Preamp Factor (dB)	Ant Pos (cm)	Table Pos (deg)	Peak Avg. (P/A)	Pol. (H/V)	
802.11ac VHT20 CH 149 5745MHz		5632.2	51.76	-16.44	68.2	42.93	32.32	9.61	33.1	203	213	P	H	
		5699.8	54.93	-50.12	105.05	45.86	32.44	9.75	33.12	203	213	P	H	
		5719.6	70.13	-40.56	110.69	60.95	32.5	9.81	33.13	203	213	P	H	
		5721.8	76.01	-38.89	114.9	66.83	32.5	9.81	33.13	203	213	P	H	
	*	5745	123.61	-	-	114.35	32.53	9.88	33.15	203	213	P	H	
	*	5745	115.21	-	-	105.95	32.53	9.88	33.15	203	213	A	H	
														H
														H
			5642.8	51.62	-16.58	68.2	42.76	32.35	9.61	33.1	274	249	P	V
			5699.8	55.67	-49.38	105.05	46.6	32.44	9.75	33.12	274	249	P	V
			5720	67.48	-43.32	110.8	58.3	32.5	9.81	33.13	274	249	P	V
			5725	74.42	-47.78	122.2	65.24	32.5	9.81	33.13	274	249	P	V
	*		5745	120.39	-	-	111.13	32.53	9.88	33.15	274	249	P	V
	*		5745	111.62	-	-	102.36	32.53	9.88	33.15	274	249	A	V
													V	
													V	



WIFI Ant. 1+2+3+4	Note	Frequency (MHz)	Level (dBμV/m)	Over Limit (dB)	Limit Line (dBμV/m)	Read Level (dBμV)	Antenna Factor (dB/m)	Path Loss (dB)	Preamp Factor (dB)	Ant Pos (cm)	Table Pos (deg)	Peak Avg. (P/A)	Pol. (H/V)
		5647	51.18	-17.02	68.2	42.32	32.35	9.61	33.1	194	210	P	H
		5674.4	52.29	-34.01	86.3	43.31	32.41	9.68	33.11	194	210	P	H
		5701.8	54.26	-51.44	105.7	45.16	32.47	9.75	33.12	194	210	P	H
		5722.2	52.36	-63.46	115.82	43.18	32.5	9.81	33.13	194	210	P	H
	*	5785	123.17	-	-	113.73	32.6	10.01	33.17	194	210	P	H
	*	5785	115.18	-	-	105.74	32.6	10.01	33.17	194	210	A	H
		5853.8	50.45	-63.09	113.54	40.87	32.75	10.02	33.19	194	210	P	H
		5869	51.9	-54.98	106.88	42.34	32.75	10.02	33.21	194	210	P	H
		5878.6	52.64	-49.89	102.53	43.05	32.78	10.02	33.21	194	210	P	H
		5947.4	51.59	-16.61	68.2	41.9	32.91	10.02	33.24	194	210	P	H
802.11ac													H
VHT20													H
CH 157		5635.6	51.6	-16.6	68.2	42.74	32.35	9.61	33.1	266	245	P	V
5785MHz		5699.6	52.16	-52.75	104.91	43.09	32.44	9.75	33.12	266	245	P	V
		5708.2	51.87	-55.63	107.5	42.72	32.47	9.81	33.13	266	245	P	V
		5721.4	50.43	-63.56	113.99	41.25	32.5	9.81	33.13	266	245	P	V
	*	5785	119.54	-	-	110.1	32.6	10.01	33.17	266	245	P	V
	*	5785	111.02	-	-	101.58	32.6	10.01	33.17	266	245	A	V
		5850.8	51.46	-68.92	120.38	41.91	32.72	10.02	33.19	266	245	P	V
		5867.4	54.27	-53.06	107.33	44.71	32.75	10.02	33.21	266	245	P	V
		5898.2	51.53	-36.46	87.99	41.92	32.81	10.02	33.22	266	245	P	V
		5930.8	51.44	-16.76	68.2	41.77	32.88	10.02	33.23	266	245	P	V
													V
													V



WIFI Ant. 1+2+3+4	Note	Frequency (MHz)	Level (dBµV/m)	Over Limit (dB)	Limit Line (dBµV/m)	Read Level (dBµV)	Antenna Factor (dB/m)	Path Loss (dB)	Preamp Factor (dB)	Ant Pos (cm)	Table Pos (deg)	Peak Avg. (P/A)	Pol. (H/V)	
802.11ac VHT20 CH 165 5825MHz	*	5825	120.86	-	-	111.33	32.69	10.02	33.18	207	219	P	H	
	*	5825	112.41	-	-	102.88	32.69	10.02	33.18	207	219	A	H	
		5852.8	57.12	-58.7	115.82	47.57	32.72	10.02	33.19	207	219	P	H	
		5859.6	58.97	-50.54	109.51	49.41	32.75	10.02	33.21	207	219	P	H	
		5878.2	52.08	-50.74	102.82	42.49	32.78	10.02	33.21	207	219	P	H	
		5941.4	50.86	-17.34	68.2	41.17	32.91	10.02	33.24	207	219	P	H	
														H
														H
	*	5825	117.72	-	-	108.19	32.69	10.02	33.18	222	245	P	V	
	*	5825	109.51	-	-	99.98	32.69	10.02	33.18	222	245	A	V	
		5850	59.81	-62.39	122.2	50.26	32.72	10.02	33.19	222	245	P	V	
		5859.6	55.42	-54.09	109.51	45.86	32.75	10.02	33.21	222	245	P	V	
		5887	52.13	-44.16	96.29	42.55	32.78	10.02	33.22	222	245	P	V	
		5937.4	50.52	-17.68	68.2	40.86	32.88	10.02	33.24	222	245	P	V	
														V
													V	
Remark	1. No other spurious found. 2. All results are PASS against Peak and Average limit line.													



Band 4 5725~5850MHz
WIFI 802.11ac VHT20 (Harmonic @ 3m)

WIFI Ant. 1+2+3+4	Note	Frequency (MHz)	Level (dBμV/m)	Over Limit (dB)	Limit Line (dBμV/m)	Read Level (dBμV)	Antenna Factor (dB/m)	Path Loss (dB)	Preamp Factor (dB)	Ant Pos (cm)	Table Pos (deg)	Peak Avg. (P/A)	Pol. (H/V)
802.11ac VHT20 CH 149 5745MHz		11490	64.4	-9.6	74	74.07	40	15.72	65.39	230	139	P	H
		11490	52.73	-1.27	54	62.4	40	15.72	65.39	230	139	A	H
		17235	45.24	-22.96	68.2	49.37	40.54	19.6	64.27	100	0	P	H
													H
		11490	58.76	-15.24	74	68.43	40	15.72	65.39	100	190	P	V
		11490	46.56	-7.44	54	56.23	40	15.72	65.39	100	190	A	V
		17235	45.81	-22.39	68.2	49.94	40.54	19.6	64.27	100	0	P	V
													V
802.11ac VHT20 CH 157 5785MHz		11570	63.89	-10.11	74	73.63	39.86	15.77	65.37	225	146	P	H
		11570	52.59	-1.41	54	62.33	39.86	15.77	65.37	225	146	A	H
		17355	47.13	-21.07	68.2	50.6	40.96	19.68	64.11	100	0	P	H
													H
		11570	59.5	-14.5	74	69.24	39.86	15.77	65.37	230	190	P	V
		11570	47.05	-6.95	54	56.79	39.86	15.77	65.37	230	190	A	V
		17355	46.47	-21.73	68.2	49.94	40.96	19.68	64.11	100	0	P	V
													V
802.11ac VHT20 CH 165 5825MHz		11650	64.73	-9.27	74	74.51	39.72	15.84	65.34	233	145	P	H
		11650	52.49	-1.51	54	62.27	39.72	15.84	65.34	233	145	A	H
		17475	48.04	-20.16	68.2	50.86	41.38	19.75	63.95	100	0	P	H
													H
		11650	59.07	-14.93	74	68.85	39.72	15.84	65.34	220	191	P	V
		11650	47.01	-6.99	54	56.79	39.72	15.84	65.34	220	191	A	V
		17475	48.43	-19.77	68.2	51.25	41.38	19.75	63.95	100	0	P	V
													V
Remark	1. No other spurious found. 2. All results are PASS against Peak and Average limit line.												



Band 4 5725~5850MHz
WIFI 802.11ac VHT40 (Band Edge @ 3m)

WIFI Ant. 1+2+3+4	Note	Frequency (MHz)	Level (dBμV/m)	Over Limit (dB)	Limit Line (dBμV/m)	Read Level (dBμV)	Antenna Factor (dB/m)	Path Loss (dB)	Preamp Factor (dB)	Ant Pos (cm)	Table Pos (deg)	Peak Avg. (P/A)	Pol. (H/V)
		5642	51.75	-16.45	68.2	42.89	32.35	9.61	33.1	207	192	P	H
		5693	69.41	-30.63	100.04	60.34	32.44	9.75	33.12	207	192	P	H
		5713	82.56	-26.28	108.84	73.41	32.47	9.81	33.13	207	192	P	H
		5720.8	79.26	-33.36	112.62	70.08	32.5	9.81	33.13	207	192	P	H
	*	5755	121.22	-	-	111.92	32.57	9.88	33.15	207	192	P	H
	*	5755	113.37	-	-	104.07	32.57	9.88	33.15	207	192	A	H
		5850.6	55.99	-64.84	120.83	46.44	32.72	10.02	33.19	207	192	P	H
		5867.4	52.97	-54.36	107.33	43.41	32.75	10.02	33.21	207	192	P	H
		5884.2	52.17	-46.2	98.37	42.59	32.78	10.02	33.22	207	192	P	H
		5927.2	51.42	-16.78	68.2	41.75	32.88	10.02	33.23	207	192	P	H
													H
													H
802.11ac													
VHT40													
CH 151		5635	50.95	-17.25	68.2	42.09	32.35	9.61	33.1	246	238	P	V
5755MHz		5696.6	68.52	-34.17	102.69	59.45	32.44	9.75	33.12	246	238	P	V
		5714.2	81.5	-27.68	109.18	72.35	32.47	9.81	33.13	246	238	P	V
		5721.6	82.49	-31.96	114.45	73.31	32.5	9.81	33.13	246	238	P	V
	*	5755	117.15	-	-	107.85	32.57	9.88	33.15	246	238	P	V
	*	5755	109.31	-	-	100.01	32.57	9.88	33.15	246	238	A	V
		5851.4	54.89	-64.12	119.01	45.34	32.72	10.02	33.19	246	238	P	V
		5857.8	55.16	-54.85	110.01	45.6	32.75	10.02	33.21	246	238	P	V
		5877.2	50.95	-52.62	103.57	41.36	32.78	10.02	33.21	246	238	P	V
		5930	49.64	-18.56	68.2	39.97	32.88	10.02	33.23	246	238	P	V
													V
													V



WIFI Ant. 1+2+3+4	Note	Frequency (MHz)	Level (dBµV/m)	Over Limit (dB)	Limit Line (dBµV/m)	Read Level (dBµV)	Antenna Factor (dB/m)	Path Loss (dB)	Preamp Factor (dB)	Ant Pos (cm)	Table Pos (deg)	Peak Avg. (P/A)	Pol. (H/V)
		5644.4	50.68	-17.52	68.2	41.82	32.35	9.61	33.1	214	216	P	H
		5689.6	53.09	-44.44	97.53	44.02	32.44	9.75	33.12	214	216	P	H
		5712.8	59.26	-49.53	108.79	50.11	32.47	9.81	33.13	214	216	P	H
		5721.6	62.83	-51.62	114.45	53.65	32.5	9.81	33.13	214	216	P	H
	*	5795	120.35	-	-	110.88	32.63	10.01	33.17	214	216	P	H
	*	5795	113.2	-	-	103.73	32.63	10.01	33.17	214	216	A	H
		5851.8	73.27	-44.83	118.1	63.72	32.72	10.02	33.19	214	216	P	H
		5855.2	65.45	-45.29	110.74	55.87	32.75	10.02	33.19	214	216	P	H
		5875.2	57	-48.05	105.05	47.41	32.78	10.02	33.21	214	216	P	H
		5939.8	51.37	-16.83	68.2	41.68	32.91	10.02	33.24	214	216	P	H
802.11ac													H
VHT40													H
CH 159		5639.8	50.66	-17.54	68.2	41.8	32.35	9.61	33.1	233	241	P	V
5795MHz		5699.6	53.58	-51.33	104.91	44.51	32.44	9.75	33.12	233	241	P	V
		5717.4	60.12	-49.95	110.07	50.97	32.47	9.81	33.13	233	241	P	V
		5724.6	62.7	-58.59	121.29	53.52	32.5	9.81	33.13	233	241	P	V
	*	5795	116.94	-	-	107.47	32.63	10.01	33.17	233	241	P	V
	*	5795	109.66	-	-	100.19	32.63	10.01	33.17	233	241	A	V
		5851.8	67.76	-50.34	118.1	58.21	32.72	10.02	33.19	233	241	P	V
		5855.2	68.94	-41.8	110.74	59.36	32.75	10.02	33.19	233	241	P	V
		5875.8	59.32	-45.29	104.61	49.73	32.78	10.02	33.21	233	241	P	V
		5940.2	50.14	-18.06	68.2	40.45	32.91	10.02	33.24	233	241	P	V
													V
													V
Remark	1. No other spurious found. 2. All results are PASS against Peak and Average limit line.												



Band 4 5725~5850MHz

WIFI 802.11ac VHT40 (Harmonic @ 3m)

WIFI Ant. 1+2+3+4	Note	Frequency (MHz)	Level (dBμV/m)	Over Limit (dB)	Limit Line (dBμV/m)	Read Level (dBμV)	Antenna Factor (dB/m)	Path Loss (dB)	Preamp Factor (dB)	Ant Pos (cm)	Table Pos (deg)	Peak Avg. (P/A)	Pol. (H/V)	
802.11ac VHT40 CH 151 5755MHz		11510	61.92	-12.08	74	71.59	40	15.73	65.4	235	142	P	H	
		11510	51.04	-2.96	54	60.71	40	15.73	65.4	235	142	A	H	
		17265	47.19	-21.01	68.2	51.14	40.66	19.62	64.23	100	0	P	H	
													H	
			11510	57.35	-16.65	74	67.02	40	15.73	65.4	211	191	P	V
			11510	45.78	-8.22	54	55.45	40	15.73	65.4	211	191	A	V
			17265	45.91	-22.29	68.2	49.86	40.66	19.62	64.23	100	0	P	V
													V	
802.11ac VHT40 CH 159 5795MHz		11590	63.84	-10.16	74	73.59	39.83	15.79	65.37	231	141	P	H	
		11590	52.69	-1.31	54	62.44	39.83	15.79	65.37	231	141	A	H	
		17385	47.18	-21.02	68.2	50.47	41.08	19.69	64.06	100	0	P	H	
													H	
			11590	58.54	-15.46	74	68.29	39.83	15.79	65.37	221	193	P	V
			11590	47.27	-6.73	54	57.02	39.83	15.79	65.37	221	193	A	V
			17385	46.06	-22.14	68.2	49.35	41.08	19.69	64.06	100	0	P	V
													V	
Remark	1. No other spurious found. 2. All results are PASS against Peak and Average limit line.													



Band 4 5725~5850MHz
WIFI 802.11ac VHT80 (Band Edge @ 3m)

WIFI Ant. 1+2+3+4	Note	Frequency (MHz)	Level (dBμV/m)	Over Limit (dB)	Limit Line (dBμV/m)	Read Level (dBμV)	Antenna Factor (dB/m)	Path Loss (dB)	Preamp Factor (dB)	Ant Pos (cm)	Table Pos (deg)	Peak Avg. (P/A)	Pol. (H/V)	
		5649.4	66.37	-1.83	68.2	57.51	32.35	9.61	33.1	202	204	P	H	
		5692.6	82.71	-17.03	99.74	73.64	32.44	9.75	33.12	202	204	P	H	
		5710.2	88.83	-19.23	108.06	79.68	32.47	9.81	33.13	202	204	P	H	
		5723.4	79.77	-38.78	118.55	70.59	32.5	9.81	33.13	202	204	P	H	
	*	5775	118.24	-	-	108.85	32.6	9.95	33.16	202	204	P	H	
	*	5775	108.94	-	-	99.55	32.6	9.95	33.16	202	204	A	H	
		5852.4	83.71	-33.02	116.73	74.16	32.72	10.02	33.19	202	204	P	H	
		5872.4	77.43	-28.5	105.93	67.84	32.78	10.02	33.21	202	204	P	H	
		5875.2	72.56	-32.49	105.05	62.97	32.78	10.02	33.21	202	204	P	H	
		5934	62.58	-5.62	68.2	52.91	32.88	10.02	33.23	202	204	P	H	
802.11ac VHT80 CH 155 5775MHz													H	
													H	
			5637	62.2	-6	68.2	53.34	32.35	9.61	33.1	250	242	P	V
			5695	79.81	-21.7	101.51	70.74	32.44	9.75	33.12	250	242	P	V
			5716.4	87.37	-22.42	109.79	78.22	32.47	9.81	33.13	250	242	P	V
			5720.8	84.28	-28.34	112.62	75.1	32.5	9.81	33.13	250	242	P	V
		*	5775	113.76	-	-	104.37	32.6	9.95	33.16	250	242	P	V
		*	5775	105.52	-	-	96.13	32.6	9.95	33.16	250	242	A	V
			5850.4	84.05	-37.24	121.29	74.5	32.72	10.02	33.19	250	242	P	V
			5858.4	80.43	-29.42	109.85	70.87	32.75	10.02	33.21	250	242	P	V
			5877.2	74.01	-29.56	103.57	64.42	32.78	10.02	33.21	250	242	P	V
			5927	60.84	-7.36	68.2	51.17	32.88	10.02	33.23	250	242	P	V
														V
														V
	Remark	1. No other spurious found.												
		2. All results are PASS against Peak and Average limit line.												



Band 4 5725~5850MHz

WIFI 802.11ac VHT80 (Harmonic @ 3m)

WIFI Ant. 1+2+3+4	Note	Frequency (MHz)	Level (dBμV/m)	Over Limit (dB)	Limit Line (dBμV/m)	Read Level (dBμV)	Antenna Factor (dB/m)	Path Loss (dB)	Preamp Factor (dB)	Ant Pos (cm)	Table Pos (deg)	Peak Avg. (P/A)	Pol. (H/V)	
802.11ac VHT80 CH 155 5775MHz		11550	60.59	-13.41	74	70.31	39.9	15.76	65.38	233	145	P	H	
		11550	48.8	-5.2	54	58.52	39.9	15.76	65.38	233	145	A	H	
		17325	46.86	-21.34	68.2	50.52	40.84	19.66	64.16	100	0	P	H	
													H	
			11550	55.83	-18.17	74	65.55	39.9	15.76	65.38	100	188	P	V
			11550	44.01	-9.99	54	53.73	39.9	15.76	65.38	100	188	A	V
			17325	46.11	-22.09	68.2	49.77	40.84	19.66	64.16	100	0	P	V
													V	
Remark	1. No other spurious found. 2. All results are PASS against Peak and Average limit line.													



Straddle Channel

WIFI 802.11a (Band Edge @ 3m)

WIFI Ant.	Note	Frequency	Level	Over Limit	Limit Line	Read Level	Antenna Factor	Path Loss	Preamp Factor	Ant Pos	Table Pos	Peak Avg.	Pol.	
1+2+3+4		(MHz)	(dBμV/m)	(dB)	(dBμV/m)	(dBμV)	(dB/m)	(dB)	(dB)	(cm)	(deg)	(P/A)	(H/V)	
802.11a CH 144 5720MHz		5720	124.21	-	-	115.03	32.5	9.81	33.13	214	191	P	H	
		5720	116.4	-	-	107.22	32.5	9.81	33.13	214	191	A	H	
													H	
													H	
													H	
													H	
			5720	120.4	-	-	111.22	32.5	9.81	33.13	237	245	P	V
			5720	112.08	-	-	102.9	32.5	9.81	33.13	237	245	A	V
														V
														V
														V
	Remark	1. No other spurious found. 2. All results are PASS against Peak and Average limit line.												



Straddle Channel
WIFI 802.11a (Harmonic @ 3m)

Table with 14 columns: WIFI Ant. 1+2+3+4, Note, Frequency (MHz), Level (dBµV/m), Over Limit (dB), Limit Line (dBµV/m), Read Level (dBµV), Antenna Factor (dB/m), Path Loss (dB), Preamp Factor (dB), Ant Pos (cm), Table Pos (deg), Peak Avg. (P/A), Pol. (H/V). Rows include data for 802.11a CH 144 5720MHz and a Remark section.



Emission below 1GHz

5GHz WIFI 802.11a (LF @ 3m)

WIFI Ant.	Note	Frequency (MHz)	Level (dBμV/m)	Over Limit (dB)	Limit Line (dBμV/m)	Read Level (dBμV)	Antenna Factor (dB/m)	Path Loss (dB)	Preamp Factor (dB)	Ant Pos (cm)	Table Pos (deg)	Peak Avg. (P/A)	Pol. (H/V)	
5GHz 802.11a LF		46.47	26.41	-13.59	40	42.16	15.72	1.02	32.49	-	-	P	H	
		132.06	31	-12.5	43.5	44.61	17.28	1.56	32.45	-	-	P	H	
		159.87	24.45	-19.05	43.5	38.89	16.28	1.71	32.43	-	-	P	H	
		302.8	25.37	-20.63	46	36.23	19.1	2.41	32.37	-	-	P	H	
		708.8	28.24	-17.76	46	30.59	26.61	3.48	32.44	-	-	P	H	
		958	33.6	-12.4	46	29.63	31.02	4.08	31.13	100	0	P	H	
														H
														H
														H
														H
														H
														H
			34.86	32.11	-7.89	40	41.94	21.84	0.82	32.49	-	-	P	V
			40.53	30.01	-9.99	40	42.99	18.68	0.83	32.49	-	-	P	V
			46.2	33.66	-6.34	40	49.41	15.72	1.02	32.49	100	332	P	V
			307.7	24.69	-21.31	46	35.52	19.14	2.4	32.37	-	-	P	V
			585.6	26.4	-19.6	46	30.3	25.44	3.11	32.45	-	-	P	V
			950.3	32.9	-13.1	46	29.5	30.61	3.99	31.2	-	-	P	V
														V
														V
													V	
													V	
													V	
Remark	1. No other spurious found. 2. All results are PASS against limit line.													



<TXBF Mode>

MIMO <Ant. 3 + 4>

Band 4 - 5725~5850MHz

WIFI 802.11ac VHT20 (Band Edge @ 3m)

WIFI Ant.	Note	Frequency	Level	Over Limit	Limit Line	Read Level	Antenna Factor	Cable Loss	Preamp Factor	Ant Pos	Table Pos	Peak Avg.	Pol.	
3+4		(MHz)	(dBμV/m)	(dB)	(dBμV/m)	(dBμV)	(dB/m)	(dB)	(dB)	(cm)	(deg)	(P/A)	(H/V)	
802.11ac VHT20 CH 149 5745MHz		5620.6	51.24	-16.96	68.2	42.45	32.32	9.55	33.08	100	241	P	H	
		5698	52.9	-50.83	103.73	43.83	32.44	9.75	33.12	100	241	P	H	
		5719.4	64.41	-46.22	110.63	55.23	32.5	9.81	33.13	100	241	P	H	
		5725	71.28	-50.92	122.2	62.1	32.5	9.81	33.13	100	241	P	H	
	*	5745	116.28	-	-	107.02	32.53	9.88	33.15	100	241	P	H	
	*	5745	107.91	-	-	98.65	32.53	9.88	33.15	100	241	A	H	
														H
														H
			5602.025	50.49	-17.71	68.2	41.72	32.29	9.55	33.07	232	156	P	V
			5695.85	53.67	-48.47	102.14	44.6	32.44	9.75	33.12	232	156	P	V
			5719.25	64.91	-45.68	110.59	55.73	32.5	9.81	33.13	232	156	P	V
			5725.1	72.49	-61.71	134.2	63.31	32.5	9.81	33.13	232	156	P	V
	*		5745	116.25	-	-	106.99	32.53	9.88	33.15	232	156	P	V
	*		5745	107.65	-	-	98.39	32.53	9.88	33.15	232	156	A	V
													V	
													V	



WIFI Ant. 3+4	Note	Frequency (MHz)	Level (dBμV/m)	Over Limit (dB)	Limit Line (dBμV/m)	Read Level (dBμV)	Antenna Factor (dB/m)	Cable Loss (dB)	Preamp Factor (dB)	Ant Pos (cm)	Table Pos (deg)	Peak Avg. (P/A)	Pol. (H/V)
		5619.25	49.57	-18.63	68.2	40.78	32.32	9.55	33.08	100	239	P	H
		5698.5	50.5	-53.59	104.09	41.43	32.44	9.75	33.12	100	239	P	H
		5709.5	51.73	-56.13	107.86	42.58	32.47	9.81	33.13	100	239	P	H
		5724.75	50.45	-71.18	121.63	41.27	32.5	9.81	33.13	100	239	P	H
	*	5785	118.11	-	-	108.67	32.6	10.01	33.17	100	239	P	H
	*	5785	109.64	-	-	100.2	32.6	10.01	33.17	100	239	A	H
		5853.25	51.67	-63.12	114.79	42.12	32.72	10.02	33.19	100	239	P	H
		5861.25	52.59	-56.46	109.05	43.03	32.75	10.02	33.21	100	239	P	H
		5896.25	51.36	-38.08	89.44	41.75	32.81	10.02	33.22	100	239	P	H
		5937.25	50.55	-17.65	68.2	40.89	32.88	10.02	33.24	100	239	P	H
													H
													H
802.11ac													
VHT20													
CH 157		5634.75	48.86	-19.34	68.2	40	32.35	9.61	33.1	243	160	P	V
5785MHz		5691	49.29	-49.27	98.56	40.22	32.44	9.75	33.12	243	160	P	V
		5707	51.6	-55.56	107.16	42.45	32.47	9.81	33.13	243	160	P	V
		5720	49.42	-61.38	110.8	40.24	32.5	9.81	33.13	243	160	P	V
	*	5785	116.92	-	-	107.48	32.6	10.01	33.17	243	160	P	V
	*	5785	109.18	-	-	99.74	32.6	10.01	33.17	243	160	A	V
		5853.25	50.97	-63.82	114.79	41.42	32.72	10.02	33.19	243	160	P	V
		5857	52.47	-57.77	110.24	42.89	32.75	10.02	33.19	243	160	P	V
		5919.25	50.31	-22.13	72.44	40.68	32.84	10.02	33.23	243	160	P	V
		5927.75	49.39	-18.81	68.2	39.72	32.88	10.02	33.23	243	160	P	V
													V
													V



WIFI Ant. 3+4	Note	Frequency (MHz)	Level (dBμV/m)	Over Limit (dB)	Limit Line (dBμV/m)	Read Level (dBμV)	Antenna Factor (dB/m)	Cable Loss (dB)	Preamp Factor (dB)	Ant Pos (cm)	Table Pos (deg)	Peak Avg. (P/A)	Pol. (H/V)	
802.11ac VHT20 CH 165 5825MHz	*	5825	114.12	-	-	104.59	32.69	10.02	33.18	100	243	P	H	
	*	5825	105.61	-	-	96.08	32.69	10.02	33.18	100	243	A	H	
		5850.37	54.26	-67.1	121.36	44.71	32.72	10.02	33.19	100	243	P	H	
		5859.8	54.37	-55.08	109.45	44.81	32.75	10.02	33.21	100	243	P	H	
		5881.12	51.21	-49.44	100.65	41.62	32.78	10.02	33.21	100	243	P	H	
		5932.78	49.9	-18.3	68.2	40.23	32.88	10.02	33.23	100	243	P	H	
														H
														H
	*	5825	113.98	-	-	104.45	32.69	10.02	33.18	230	167	P	V	
	*	5825	105.18	-	-	95.65	32.69	10.02	33.18	230	167	A	V	
		5850	52.74	-69.46	122.2	43.19	32.72	10.02	33.19	230	167	P	V	
		5861.2	52.52	-56.54	109.06	42.96	32.75	10.02	33.21	230	167	P	V	
		5906	49.76	-32.46	82.22	40.12	32.84	10.02	33.22	230	167	P	V	
		5944.8	50.1	-18.1	68.2	40.41	32.91	10.02	33.24	230	167	P	V	
													V	
													V	
Remark	1. No other spurious found. 2. All results are PASS against Peak and Average limit line.													



Band 4 5725~5850MHz

WIFI 802.11ac VHT20 (Harmonic @ 3m)

WIFI Ant. 3+4	Note	Frequency (MHz)	Level (dBμV/m)	Over Limit (dB)	Limit Line (dBμV/m)	Read Level (dBμV)	Antenna Factor (dB/m)	Cable Loss (dB)	Preamp Factor (dB)	Ant Pos (cm)	Table Pos (deg)	Peak Avg. (P/A)	Pol. (H/V)
802.11ac VHT20 CH 149 5745MHz		11490	63.97	-10.03	74	64.66	40	15.72	56.41	236	148	P	H
		11490	51.56	-2.44	54	52.25	40	15.72	56.41	236	141	A	H
		17235	47.74	-20.46	68.2	43.87	40.54	19.6	56.27	100	0	P	H
													H
		11490	58.84	-15.16	74	59.53	40	15.72	56.41	120	189	P	V
		11490	46.78	-7.22	54	47.47	40	15.72	56.41	120	189	A	V
		17235	47.03	-21.17	68.2	43.16	40.54	19.6	56.27	100	0	P	V
													V
802.11ac VHT20 CH 157 5785MHz		11570	64.03	-9.97	74	64.8	39.86	15.77	56.4	231	143	P	H
		11570	52.25	-1.75	54	53.02	39.86	15.77	56.4	231	143	A	H
		17355	47.46	-20.74	68.2	43.28	40.96	19.68	56.46	100	0	P	H
													H
		11570	59.62	-14.38	74	60.39	39.86	15.77	56.4	105	189	P	V
		11570	47.4	-6.6	54	48.17	39.86	15.77	56.4	105	189	A	V
		17355	47.05	-21.15	68.2	42.87	40.96	19.68	56.46	100	0	P	V
													V
802.11ac VHT20 CH 165 5825MHz		11650	62.71	-11.29	74	63.55	39.72	15.84	56.4	232	138	P	H
		11650	52.68	-1.32	54	53.52	39.72	15.84	56.4	232	138	A	H
		17475	49.74	-18.46	68.2	45.26	41.38	19.75	56.65	100	0	P	H
													H
		11650	56.31	-17.69	74	57.15	39.72	15.84	56.4	100	188	P	V
		11650	48.02	-5.98	54	48.86	39.72	15.84	56.4	100	188	A	V
		17475	48.98	-19.22	68.2	44.5	41.38	19.75	56.65	100	0	P	V
													V
Remark	1. No other spurious found. 2. All results are PASS against Peak and Average limit line.												



Band 4 5725~5850MHz
WIFI 802.11ac VHT40 (Band Edge @ 3m)

WIFI Ant. 3+4	Note	Frequency (MHz)	Level (dBμV/m)	Over Limit (dB)	Limit Line (dBμV/m)	Read Level (dBμV)	Antenna Factor (dB/m)	Cable Loss (dB)	Preamp Factor (dB)	Ant Pos (cm)	Table Pos (deg)	Peak Avg. (P/A)	Pol. (H/V)	
802.11ac VHT40 CH 151 5755MHz		5645.5	49.64	-18.56	68.2	40.78	32.35	9.61	33.1	100	237	P	H	
		5700	63.74	-41.46	105.2	54.67	32.44	9.75	33.12	100	237	P	H	
		5720	69.27	-41.53	110.8	60.09	32.5	9.81	33.13	100	237	P	H	
		5724.5	70.5	-50.56	121.06	61.32	32.5	9.81	33.13	100	237	P	H	
	*	5755	114.6	-	-	105.3	32.57	9.88	33.15	100	237	P	H	
	*	5755	105.79	-	-	96.49	32.57	9.88	33.15	100	237	A	H	
		5850.25	52.57	-69.06	121.63	43.02	32.72	10.02	33.19	100	237	P	H	
		5866	52.34	-55.38	107.72	42.78	32.75	10.02	33.21	100	237	P	H	
		5905	50.89	-32.07	82.96	41.25	32.84	10.02	33.22	100	237	P	H	
		5938	50.21	-17.99	68.2	40.55	32.88	10.02	33.24	100	237	P	H	
														H
														H
			5647	48.29	-19.91	68.2	39.43	32.35	9.61	33.1	235	157	P	V
			5694.5	59.38	-41.77	101.15	50.31	32.44	9.75	33.12	235	157	P	V
			5714.25	71.04	-38.15	109.19	61.89	32.47	9.81	33.13	235	157	P	V
			5721	71.75	-41.33	113.08	62.57	32.5	9.81	33.13	235	157	P	V
	*		5755	114.07	-	-	104.77	32.57	9.88	33.15	235	157	P	V
	*		5755	105.08	-	-	95.78	32.57	9.88	33.15	235	157	A	V
			5853.25	50.97	-63.82	114.79	41.42	32.72	10.02	33.19	235	157	P	V
			5858.25	50.45	-59.44	109.89	40.89	32.75	10.02	33.21	235	157	P	V
		5886.75	50.08	-46.4	96.48	40.5	32.78	10.02	33.22	235	157	P	V	
		5934	50.23	-17.97	68.2	40.56	32.88	10.02	33.23	235	157	P	V	
													V	
													V	



WIFI Ant. 3+4	Note	Frequency (MHz)	Level (dBμV/m)	Over Limit (dB)	Limit Line (dBμV/m)	Read Level (dBμV)	Antenna Factor (dB/m)	Cable Loss (dB)	Preamp Factor (dB)	Ant Pos (cm)	Table Pos (deg)	Peak Avg. (P/A)	Pol. (H/V)
		5640	48.96	-19.24	68.2	40.1	32.35	9.61	33.1	100	227	P	H
		5689.75	50.42	-47.22	97.64	41.35	32.44	9.75	33.12	100	227	P	H
		5704.5	51.96	-54.5	106.46	42.8	32.47	9.81	33.12	100	227	P	H
		5724.75	54.98	-66.65	121.63	45.8	32.5	9.81	33.13	100	227	P	H
	*	5795	114.14	-	-	104.67	32.63	10.01	33.17	100	227	P	H
	*	5795	106.29	-	-	96.82	32.63	10.01	33.17	100	227	A	H
		5851.5	68.95	-49.83	118.78	59.4	32.72	10.02	33.19	100	227	P	H
		5857.5	62.52	-47.58	110.1	52.94	32.75	10.02	33.19	100	227	P	H
		5877.25	53.66	-49.87	103.53	44.07	32.78	10.02	33.21	100	227	P	H
		5949.5	49.41	-18.79	68.2	39.72	32.91	10.02	33.24	100	227	P	H
													H
													H
802.11ac													
VHT40													
CH 159		5641.25	49.65	-18.55	68.2	40.79	32.35	9.61	33.1	236	167	P	V
5795MHz		5699	51.2	-53.26	104.46	42.13	32.44	9.75	33.12	236	167	P	V
		5719.25	54.07	-56.52	110.59	44.89	32.5	9.81	33.13	236	167	P	V
		5722.25	57.5	-58.43	115.93	48.32	32.5	9.81	33.13	236	167	P	V
	*	5795	113.77	-	-	104.3	32.63	10.01	33.17	236	167	P	V
	*	5795	105.87	-	-	96.4	32.63	10.01	33.17	236	167	A	V
		5850.75	62.05	-58.44	120.49	52.5	32.72	10.02	33.19	236	167	P	V
		5867.5	63.88	-43.42	107.3	54.32	32.75	10.02	33.21	236	167	P	V
		5875	57.23	-47.97	105.2	47.64	32.78	10.02	33.21	236	167	P	V
		5946	49.75	-18.45	68.2	40.06	32.91	10.02	33.24	236	167	P	V
													V
													V
Remark	1. No other spurious found. 2. All results are PASS against Peak and Average limit line.												



Band 4 5725~5850MHz
WIFI 802.11ac VHT40 (Harmonic @ 3m)

WIFI Ant. 3+4	Note	Frequency (MHz)	Level (dBμV/m)	Over Limit (dB)	Limit Line (dBμV/m)	Read Level (dBμV)	Antenna Factor (dB/m)	Cable Loss (dB)	Preamp Factor (dB)	Ant Pos (cm)	Table Pos (deg)	Peak Avg. (P/A)	Pol. (H/V)
802.11ac VHT40 CH 151 5755MHz		11510	60.01	-13.99	74	60.68	40	15.73	56.4	227	146	P	H
		11510	51.25	-2.75	54	51.92	40	15.73	56.4	227	146	A	H
		17265	48.71	-19.49	68.2	44.76	40.66	19.62	56.33	100	0	P	H
													H
		11510	54.78	-19.22	74	55.45	40	15.73	56.4	100	0	P	V
		11510	44.94	-9.06	54	45.61	40	15.73	56.4	100	0	A	V
		17265	48.38	-19.82	68.2	44.43	40.66	19.62	56.33	100	0	P	V
802.11ac VHT40 CH 159 5795MHz		11590	62.06	-11.94	74	62.84	39.83	15.79	56.4	232	144	P	H
		11590	52.01	-1.99	54	52.79	39.83	15.79	56.4	232	144	A	H
		17385	48.97	-19.23	68.2	44.71	41.08	19.69	56.51	100	0	P	H
													H
		11590	57.63	-16.37	74	58.41	39.83	15.79	56.4	100	186	P	V
		11590	47.38	-6.62	54	48.16	39.83	15.79	56.4	100	186	A	V
		17385	48.75	-19.45	68.2	44.49	41.08	19.69	56.51	100	0	P	V
Remark	1. No other spurious found. 2. All results are PASS against Peak and Average limit line.												



Band 4 5725~5850MHz
WIFI 802.11ac VHT80 (Band Edge @ 3m)

WIFI Ant. 3+4	Note	Frequency (MHz)	Level (dBμV/m)	Over Limit (dB)	Limit Line (dBμV/m)	Read Level (dBμV)	Antenna Factor (dB/m)	Cable Loss (dB)	Preamp Factor (dB)	Ant Pos (cm)	Table Pos (deg)	Peak Avg. (P/A)	Pol. (H/V)
		5650	59.77	-8.43	68.2	50.88	32.38	9.61	33.1	100	241	P	H
		5690	71.51	-26.32	97.83	62.44	32.44	9.75	33.12	100	241	P	H
		5719.5	77.04	-33.62	110.66	67.86	32.5	9.81	33.13	100	241	P	H
		5722.5	78.47	-38.03	116.5	69.29	32.5	9.81	33.13	100	241	P	H
	*	5775	113.24	-	-	103.85	32.6	9.95	33.16	100	241	P	H
	*	5775	104.29	-	-	94.9	32.6	9.95	33.16	100	241	A	H
		5852.25	80.47	-36.6	117.07	70.92	32.72	10.02	33.19	100	241	P	H
		5857.5	75.37	-34.73	110.1	65.79	32.75	10.02	33.19	100	241	P	H
		5877	67.69	-36.02	103.71	58.1	32.78	10.02	33.21	100	241	P	H
		5927.25	60.53	-7.67	68.2	50.86	32.88	10.02	33.23	100	241	P	H
													H
													H
802.11ac VHT80 CH 155 5775MHz		5649	59.99	-8.21	68.2	51.13	32.35	9.61	33.1	240	167	P	V
		5687.25	69.97	-25.83	95.8	60.9	32.44	9.75	33.12	240	167	P	V
		5709	73.53	-34.19	107.72	64.38	32.47	9.81	33.13	240	167	P	V
		5722	77.42	-37.94	115.36	68.24	32.5	9.81	33.13	240	167	P	V
	*	5775	111.25	-	-	101.86	32.6	9.95	33.16	240	167	P	V
	*	5775	102.89	-	-	93.5	32.6	9.95	33.16	240	167	A	V
		5852.5	73.46	-43.04	116.5	63.91	32.72	10.02	33.19	240	167	P	V
		5856.25	72.42	-38.03	110.45	62.84	32.75	10.02	33.19	240	167	P	V
		5882	65.94	-34.06	100	56.35	32.78	10.02	33.21	240	167	P	V
		5940	52.45	-15.75	68.2	42.76	32.91	10.02	33.24	240	167	P	V
													V
													V
Remark	1. No other spurious found. 2. All results are PASS against Peak and Average limit line.												



Band 4 5725~5850MHz

WIFI 802.11ac VHT80 (Harmonic @ 3m)

WIFI Ant. 3+4	Note	Frequency (MHz)	Level (dBμV/m)	Over Limit (dB)	Limit Line (dBμV/m)	Read Level (dBμV)	Antenna Factor (dB/m)	Cable Loss (dB)	Preamp Factor (dB)	Ant Pos (cm)	Table Pos (deg)	Peak Avg. (P/A)	Pol. (H/V)	
802.11ac VHT80 CH 155 5775MHz		11550	60.1	-13.9	74	60.84	39.9	15.76	56.4	235	142	P	H	
		11550	50.15	-3.85	54	50.89	39.9	15.76	56.4	235	142	A	H	
		17325	48.62	-19.58	68.2	44.53	40.84	19.66	56.41	100	0	P	H	
													H	
			11550	49.56	-24.44	74	50.3	39.9	15.76	56.4	100	0	P	V
			17325	48.22	-19.98	68.2	44.13	40.84	19.66	56.41	100	0	P	V
														V
Remark	1. No other spurious found. 2. All results are PASS against Peak and Average limit line.													



MIMO <Ant. 2 + 3 + 4>

Band 4 - 5725~5850MHz

WIFI 802.11ac VHT20 (Band Edge @ 3m)

WIFI Ant.	Note	Frequency	Level	Over Limit	Limit Line	Read Level	Antenna Factor	Cable Loss	Preamp Factor	Ant Pos	Table Pos	Peak Avg.	Pol.	
2+3+4		(MHz)	(dBμV/m)	(dB)	(dBμV/m)	(dBμV)	(dB/m)	(dB)	(dB)	(cm)	(deg)	(P/A)	(H/V)	
802.11ac VHT20 CH 149 5745MHz		5647.025	51.67	-16.53	68.2	42.81	32.35	9.61	33.1	225	155	P	H	
		5699.45	55.23	-49.56	104.79	46.16	32.44	9.75	33.12	225	155	P	H	
		5719.7	68.1	-42.62	110.72	58.92	32.5	9.81	33.13	225	155	P	H	
		5724.875	77.18	-44.74	121.92	68	32.5	9.81	33.13	225	155	P	H	
	*	5745	121.86	-	-	112.6	32.53	9.88	33.15	225	155	P	H	
	*	5745	110.42	-	-	101.16	32.53	9.88	33.15	225	155	A	H	
														H
														H
			5637.8	50.38	-17.82	68.2	41.52	32.35	9.61	33.1	291	174	P	V
			5699.225	54.73	-49.9	104.63	45.66	32.44	9.75	33.12	291	174	P	V
			5717.45	63.83	-46.26	110.09	54.68	32.47	9.81	33.13	291	174	P	V
			5724.65	71.08	-50.32	121.4	61.9	32.5	9.81	33.13	291	174	P	V
	*		5745	118.29	-	-	109.03	32.53	9.88	33.15	291	174	P	V
	*		5745	108.43	-	-	99.17	32.53	9.88	33.15	291	174	A	V
														V
													V	



WIFI Ant. 2+3+4	Note	Frequency (MHz)	Level (dBµV/m)	Over Limit (dB)	Limit Line (dBµV/m)	Read Level (dBµV)	Antenna Factor (dB/m)	Cable Loss (dB)	Preamp Factor (dB)	Ant Pos (cm)	Table Pos (deg)	Peak Avg. (P/A)	Pol. (H/V)
		5615.75	49.86	-18.34	68.2	41.07	32.32	9.55	33.08	221	155	P	H
		5697	52.89	-50.1	102.99	43.82	32.44	9.75	33.12	221	155	P	H
		5703.5	53.3	-52.88	106.18	44.2	32.47	9.75	33.12	221	155	P	H
		5722.5	51.31	-65.19	116.5	42.13	32.5	9.81	33.13	221	155	P	H
	*	5785	123.82	-	-	114.38	32.6	10.01	33.17	221	155	P	H
	*	5785	113.41	-	-	103.97	32.6	10.01	33.17	221	155	A	H
		5850.5	53.2	-67.86	121.06	43.65	32.72	10.02	33.19	221	155	P	H
		5872.5	54.69	-51.21	105.9	45.1	32.78	10.02	33.21	221	155	P	H
		5880	52.98	-48.51	101.49	43.39	32.78	10.02	33.21	221	155	P	H
		5929.25	50.72	-17.48	68.2	41.05	32.88	10.02	33.23	221	155	P	H
													H
													H
802.11ac													
VHT20													
CH 157		5643.75	48.82	-19.38	68.2	39.96	32.35	9.61	33.1	245	159	P	V
5785MHz		5690	49.29	-48.54	97.83	40.22	32.44	9.75	33.12	245	159	P	V
		5716.25	49.08	-60.67	109.75	39.93	32.47	9.81	33.13	245	159	P	V
		5723.5	50.67	-68.11	118.78	41.49	32.5	9.81	33.13	245	159	P	V
	*	5785	119.44	-	-	110	32.6	10.01	33.17	245	159	P	V
	*	5785	108.68	-	-	99.24	32.6	10.01	33.17	245	159	A	V
		5850	51.42	-70.78	122.2	41.87	32.72	10.02	33.19	245	159	P	V
		5859.5	52.27	-57.27	109.54	42.71	32.75	10.02	33.21	245	159	P	V
		5912.5	50.45	-26.97	77.42	40.82	32.84	10.02	33.23	245	159	P	V
		5948.75	49.94	-18.26	68.2	40.25	32.91	10.02	33.24	245	159	P	V
													V
													V



WIFI Ant. 2+3+4	Note	Frequency (MHz)	Level (dBµV/m)	Over Limit (dB)	Limit Line (dBµV/m)	Read Level (dBµV)	Antenna Factor (dB/m)	Cable Loss (dB)	Preamp Factor (dB)	Ant Pos (cm)	Table Pos (deg)	Peak Avg. (P/A)	Pol. (H/V)	
802.11ac VHT20 CH 165 5825MHz	*	5825	119.84	-	-	110.31	32.69	10.02	33.18	200	143	P	H	
	*	5825	110.61	-	-	101.08	32.69	10.02	33.18	200	143	A	H	
		5849.96	59.98	-74.22	134.2	50.43	32.72	10.02	33.19	200	143	P	H	
		5860.415	57.32	-51.96	109.28	47.76	32.75	10.02	33.21	200	143	P	H	
		5880.505	52.35	-48.76	101.11	42.76	32.78	10.02	33.21	200	143	P	H	
		5926.63	50.03	-18.17	68.2	40.36	32.88	10.02	33.23	200	143	P	H	
														H
														H
	*	5825	117.39	-	-	107.86	32.69	10.02	33.18	230	164	P	V	
	*	5825	107.81	-	-	98.28	32.69	10.02	33.18	230	164	A	V	
		5849.96	59.54	-74.66	134.2	49.99	32.72	10.02	33.19	230	164	P	V	
		5871.075	55.2	-51.1	106.3	45.61	32.78	10.02	33.21	230	164	P	V	
		5902.85	51.38	-33.17	84.55	41.77	32.81	10.02	33.22	230	164	P	V	
		5945.9	49.53	-18.67	68.2	39.84	32.91	10.02	33.24	230	164	P	V	
														V
													V	
Remark	1. No other spurious found. 2. All results are PASS against Peak and Average limit line.													



Band 4 5725~5850MHz

WIFI 802.11ac VHT20 (Harmonic @ 3m)

WIFI Ant. 2+3+4	Note	Frequency (MHz)	Level (dBμV/m)	Over Limit (dB)	Limit Line (dBμV/m)	Read Level (dBμV)	Antenna Factor (dB/m)	Cable Loss (dB)	Preamp Factor (dB)	Ant Pos (cm)	Table Pos (deg)	Peak Avg. (P/A)	Pol. (H/V)
802.11ac VHT20 CH 149 5745MHz		11490	64.41	-9.59	74	65.1	40	15.72	56.41	233	142	P	H
		11490	52.32	-1.68	54	53.01	40	15.72	56.41	233	142	A	H
		17235	48.04	-20.16	68.2	44.17	40.54	19.6	56.27	100	0	P	H
													H
		11490	58.55	-15.45	74	59.24	40	15.72	56.41	100	182	P	V
		11490	46.98	-7.02	54	47.67	40	15.72	56.41	100	182	A	V
		17235	47.15	-21.05	68.2	43.28	40.54	19.6	56.27	100	0	P	V
													V
802.11ac VHT20 CH 157 5785MHz		11570	64.8	-9.2	74	65.57	39.86	15.77	56.4	238	139	P	H
		11570	52.24	-1.76	54	53.01	39.86	15.77	56.4	238	139	A	H
		17355	46.78	-21.42	68.2	42.6	40.96	19.68	56.46	100	0	P	H
													H
		11570	57.53	-16.47	74	58.3	39.86	15.77	56.4	100	180	P	V
		11570	46.51	-7.49	54	47.28	39.86	15.77	56.4	100	180	A	V
		17355	46.71	-21.49	68.2	42.53	40.96	19.68	56.46	100	0	P	V
													V
802.11ac VHT20 CH 165 5825MHz		11650	64.69	-9.31	74	65.53	39.72	15.84	56.4	225	147	P	H
		11650	52.73	-1.27	54	53.57	39.72	15.84	56.4	225	147	A	H
		17475	49.52	-18.68	68.2	45.04	41.38	19.75	56.65	100	0	P	H
													H
		11650	61.2	-12.8	74	62.04	39.72	15.84	56.4	100	181	P	V
		11650	48.21	-5.79	54	49.05	39.72	15.84	56.4	100	181	A	V
		17475	49.22	-18.98	68.2	44.74	41.38	19.75	56.65	100	0	P	V
													V
Remark	1. No other spurious found. 2. All results are PASS against Peak and Average limit line.												



Band 4 5725~5850MHz
WIFI 802.11ac VHT40 (Band Edge @ 3m)

WIFI Ant. 2+3+4	Note	Frequency (MHz)	Level (dBμV/m)	Over Limit (dB)	Limit Line (dBμV/m)	Read Level (dBμV)	Antenna Factor (dB/m)	Cable Loss (dB)	Preamp Factor (dB)	Ant Pos (cm)	Table Pos (deg)	Peak Avg. (P/A)	Pol. (H/V)	
802.11ac VHT40 CH 151 5755MHz		5646.25	51.35	-16.85	68.2	42.49	32.35	9.61	33.1	200	147	P	H	
		5693.75	63.08	-37.51	100.59	54.01	32.44	9.75	33.12	200	147	P	H	
		5719.5	76.82	-33.84	110.66	67.64	32.5	9.81	33.13	200	147	P	H	
		5724.5	78.95	-42.11	121.06	69.77	32.5	9.81	33.13	200	147	P	H	
	*	5755	118.4	-	-	109.1	32.57	9.88	33.15	200	147	P	H	
	*	5755	109.19	-	-	99.89	32.57	9.88	33.15	200	147	A	H	
		5853	54.13	-61.23	115.36	44.58	32.72	10.02	33.19	200	147	P	H	
		5862.25	52.83	-55.94	108.77	43.27	32.75	10.02	33.21	200	147	P	H	
		5884.25	51.44	-46.89	98.33	41.86	32.78	10.02	33.22	200	147	P	H	
		5935.75	50.69	-17.51	68.2	41.03	32.88	10.02	33.24	200	147	P	H	
														H
														H
			5647.75	54.34	-13.86	68.2	45.48	32.35	9.61	33.1	234	162	P	V
			5699.5	58.49	-46.34	104.83	49.42	32.44	9.75	33.12	234	162	P	V
			5717	78.35	-31.61	109.96	69.2	32.47	9.81	33.13	234	162	P	V
			5721.5	74.31	-39.91	114.22	65.13	32.5	9.81	33.13	234	162	P	V
	*		5755	117.01	-	-	107.71	32.57	9.88	33.15	234	162	P	V
	*		5755	108.1	-	-	98.8	32.57	9.88	33.15	234	162	A	V
			5851.5	51.2	-67.58	118.78	41.65	32.72	10.02	33.19	234	162	P	V
		5860.5	50.84	-58.42	109.26	41.28	32.75	10.02	33.21	234	162	P	V	
		5877.75	50.44	-52.72	103.16	40.85	32.78	10.02	33.21	234	162	P	V	
		5943.25	49.85	-18.35	68.2	40.16	32.91	10.02	33.24	234	162	P	V	
													V	
													V	



WIFI Ant. 2+3+4	Note	Frequency (MHz)	Level (dBμV/m)	Over Limit (dB)	Limit Line (dBμV/m)	Read Level (dBμV)	Antenna Factor (dB/m)	Cable Loss (dB)	Preamp Factor (dB)	Ant Pos (cm)	Table Pos (deg)	Peak Avg. (P/A)	Pol. (H/V)
		5650	49.16	-19.04	68.2	40.27	32.38	9.61	33.1	247	147	P	H
		5698	53.19	-50.54	103.73	44.12	32.44	9.75	33.12	247	147	P	H
		5719.5	59.5	-51.16	110.66	50.32	32.5	9.81	33.13	247	147	P	H
		5724.25	56.1	-64.39	120.49	46.92	32.5	9.81	33.13	247	147	P	H
	*	5795	119.87	-	-	110.4	32.63	10.01	33.17	247	147	P	H
	*	5795	111.17	-	-	101.7	32.63	10.01	33.17	247	147	A	H
		5852.5	65.74	-50.76	116.5	56.19	32.72	10.02	33.19	247	147	P	H
		5858.25	67.87	-42.02	109.89	58.31	32.75	10.02	33.21	247	147	P	H
		5875.5	61.05	-43.78	104.83	51.46	32.78	10.02	33.21	247	147	P	H
		5949.5	50.73	-17.47	68.2	41.04	32.91	10.02	33.24	247	147	P	H
802.11ac													H
VHT40													H
CH 159		5630.5	49.03	-19.17	68.2	40.2	32.32	9.61	33.1	224	168	P	V
5795MHz		5698	50.27	-53.46	103.73	41.2	32.44	9.75	33.12	224	168	P	V
		5708.75	54.92	-52.73	107.65	45.77	32.47	9.81	33.13	224	168	P	V
		5721.25	56.64	-57.01	113.65	47.46	32.5	9.81	33.13	224	168	P	V
	*	5795	117.29	-	-	107.82	32.63	10.01	33.17	224	168	P	V
	*	5795	108.22	-	-	98.75	32.63	10.01	33.17	224	168	A	V
		5853.25	66.95	-47.84	114.79	57.4	32.72	10.02	33.19	224	168	P	V
		5859.25	61.09	-48.52	109.61	51.53	32.75	10.02	33.21	224	168	P	V
		5878	54.6	-48.37	102.97	45.01	32.78	10.02	33.21	224	168	P	V
		5932	50.55	-17.65	68.2	40.88	32.88	10.02	33.23	224	168	P	V
													V
													V
Remark	1. No other spurious found. 2. All results are PASS against Peak and Average limit line.												



Band 4 5725~5850MHz
WIFI 802.11ac VHT40 (Harmonic @ 3m)

WIFI Ant. 2+3+4	Note	Frequency (MHz)	Level (dBμV/m)	Over Limit (dB)	Limit Line (dBμV/m)	Read Level (dBμV)	Antenna Factor (dB/m)	Cable Loss (dB)	Preamp Factor (dB)	Ant Pos (cm)	Table Pos (deg)	Peak Avg. (P/A)	Pol. (H/V)	
802.11ac VHT40 CH 151 5755MHz		11510	58.32	-15.68	74	58.99	40	15.73	56.4	230	120	P	H	
		11510	49.83	-4.17	54	50.5	40	15.73	56.4	230	120	A	H	
		17265	47.46	-20.74	68.2	43.51	40.66	19.62	56.33	100	0	P	H	
													H	
			11510	57.23	-16.77	74	57.9	40	15.73	56.4	100	187	P	V
			11510	46.56	-7.44	54	47.23	40	15.73	56.4	100	187	A	V
			17265	47.52	-20.68	68.2	43.57	40.66	19.62	56.33	100	0	P	V
													V	
802.11ac VHT40 CH 159 5795MHz		11590	63.61	-10.39	74	64.39	39.83	15.79	56.4	247	136	P	H	
		11590	52.65	-1.35	54	53.43	39.83	15.79	56.4	247	136	A	H	
		17385	47.39	-20.81	68.2	43.13	41.08	19.69	56.51	100	0	P	H	
													H	
			11590	59.28	-14.72	74	60.06	39.83	15.79	56.4	100	181	P	V
			11590	48.58	-5.42	54	49.36	39.83	15.79	56.4	100	181	A	V
			17385	48.77	-19.43	68.2	44.51	41.08	19.69	56.51	100	0	P	V
													V	
Remark	1. No other spurious found. 2. All results are PASS against Peak and Average limit line.													



Band 4 5725~5850MHz
WIFI 802.11ac VHT80 (Band Edge @ 3m)

WIFI Ant. 2+3+4	Note	Frequency (MHz)	Level (dBμV/m)	Over Limit (dB)	Limit Line (dBμV/m)	Read Level (dBμV)	Antenna Factor (dB/m)	Cable Loss (dB)	Preamp Factor (dB)	Ant Pos (cm)	Table Pos (deg)	Peak Avg. (P/A)	Pol. (H/V)	
		5629	64.15	-4.05	68.2	55.32	32.32	9.61	33.1	247	147	P	H	
		5695.5	78.71	-23.17	101.88	69.64	32.44	9.75	33.12	247	147	P	H	
		5718.75	82.52	-27.93	110.45	73.34	32.5	9.81	33.13	247	147	P	H	
		5724.5	82.23	-38.83	121.06	73.05	32.5	9.81	33.13	247	147	P	H	
	*	5775	115.96	-	-	106.57	32.6	9.95	33.16	247	147	P	H	
	*	5775	106.99	-	-	97.6	32.6	9.95	33.16	247	147	A	H	
		5851.25	78.61	-40.74	119.35	69.06	32.72	10.02	33.19	247	147	P	H	
		5862.75	78.01	-30.62	108.63	68.45	32.75	10.02	33.21	247	147	P	H	
		5877.25	72.97	-30.56	103.53	63.38	32.78	10.02	33.21	247	147	P	H	
		5935.25	57.17	-11.03	68.2	47.51	32.88	10.02	33.24	247	147	P	H	
802.11ac VHT80 CH 155 5775MHz													H	
													H	
			5646.75	59.76	-8.44	68.2	50.9	32.35	9.61	33.1	223	168	P	V
			5699.5	75.02	-29.81	104.83	65.95	32.44	9.75	33.12	223	168	P	V
			5717	79.66	-30.3	109.96	70.51	32.47	9.81	33.13	223	168	P	V
			5725	78.89	-43.31	122.2	69.71	32.5	9.81	33.13	223	168	P	V
		*	5775	114.3	-	-	104.91	32.6	9.95	33.16	223	168	P	V
		*	5775	104.93	-	-	95.54	32.6	9.95	33.16	223	168	A	V
			5851	77.11	-42.81	119.92	67.56	32.72	10.02	33.19	223	168	P	V
			5861.25	75.39	-33.66	109.05	65.83	32.75	10.02	33.21	223	168	P	V
			5876.5	69.36	-34.73	104.09	59.77	32.78	10.02	33.21	223	168	P	V
			5932.5	54.41	-13.79	68.2	44.74	32.88	10.02	33.23	223	168	P	V
														V
														V
	Remark	1. No other spurious found. 2. All results are PASS against Peak and Average limit line.												



Band 4 5725~5850MHz

WIFI 802.11ac VHT80 (Harmonic @ 3m)

WIFI Ant. 2+3+4	Note	Frequency (MHz)	Level (dBμV/m)	Over Limit (dB)	Limit Line (dBμV/m)	Read Level (dBμV)	Antenna Factor (dB/m)	Cable Loss (dB)	Preamp Factor (dB)	Ant Pos (cm)	Table Pos (deg)	Peak Avg. (P/A)	Pol. (H/V)	
802.11ac VHT80 CH 155 5775MHz		11550	63.27	-10.73	74	64.01	39.9	15.76	56.4	230	149	P	H	
		11550	51.03	-2.97	54	51.77	39.9	15.76	56.4	230	149	A	H	
		17325	48.25	-19.95	68.2	44.16	40.84	19.66	56.41	100	0	P	H	
													H	
			11550	47.79	-26.21	74	48.53	39.9	15.76	56.4	100	0	P	V
			17325	48.47	-19.73	68.2	44.38	40.84	19.66	56.41	100	0	P	V
														V
													V	
Remark	1. No other spurious found. 2. All results are PASS against Peak and Average limit line.													



MIMO <Ant. 1+2+3+4>

Band 4 - 5725~5850MHz

WIFI 802.11ac VHT20 (Band Edge @ 3m)

WIFI Ant.	Note	Frequency	Level	Over Limit	Limit Line	Read Level	Antenna Factor	Cable Loss	Preamp Factor	Ant Pos	Table Pos	Peak Avg.	Pol.		
1+2+3+4		(MHz)	(dBμV/m)	(dB)	(dBμV/m)	(dBμV)	(dB/m)	(dB)	(dB)	(cm)	(deg)	(P/A)	(H/V)		
802.11ac VHT20 CH 149 5745MHz		5635.325	51.99	-16.21	68.2	43.13	32.35	9.61	33.1	195	187	P	H		
		5699.675	53.96	-51	104.96	44.89	32.44	9.75	33.12	195	187	P	H		
		5717.45	60.83	-49.26	110.09	51.68	32.47	9.81	33.13	195	187	P	H		
		5724.2	71.37	-49.01	120.38	62.19	32.5	9.81	33.13	195	187	P	H		
	*	5745	123.13	-	-	113.87	32.53	9.88	33.15	195	187	P	H		
	*	5745	112.55	-	-	103.29	32.53	9.88	33.15	195	187	A	H		
														H	
															H
			5639.375	49.63	-18.57	68.2	40.77	32.35	9.61	33.1	204	168	P	V	
			5697.875	55.32	-48.31	103.63	46.25	32.44	9.75	33.12	204	168	P	V	
			5719.7	56.32	-54.4	110.72	47.14	32.5	9.81	33.13	204	168	P	V	
			5724.2	66.7	-53.68	120.38	57.52	32.5	9.81	33.13	204	168	P	V	
	*		5745	119.75	-	-	110.49	32.53	9.88	33.15	204	168	P	V	
	*		5745	108.32	-	-	99.06	32.53	9.88	33.15	204	168	A	V	
														V	
													V		



WIFI Ant. 1+2+3+4	Note	Frequency (MHz)	Level (dBμV/m)	Over Limit (dB)	Limit Line (dBμV/m)	Read Level (dBμV)	Antenna Factor (dB/m)	Cable Loss (dB)	Preamp Factor (dB)	Ant Pos (cm)	Table Pos (deg)	Peak Avg. (P/A)	Pol. (H/V)
		5627.5	50.87	-17.33	68.2	42.02	32.32	9.61	33.08	213	177	P	H
		5688.75	53.22	-43.68	96.9	44.15	32.44	9.75	33.12	213	177	P	H
		5719.25	54.39	-56.2	110.59	45.21	32.5	9.81	33.13	213	177	P	H
		5723.75	52.21	-67.14	119.35	43.03	32.5	9.81	33.13	213	177	P	H
	*	5785	123.54	-	-	114.1	32.6	10.01	33.17	213	177	P	H
	*	5785	112.98	-	-	103.54	32.6	10.01	33.17	213	177	A	H
		5851.5	54.1	-64.68	118.78	44.55	32.72	10.02	33.19	213	177	P	H
		5875	56.21	-48.99	105.2	46.62	32.78	10.02	33.21	213	177	P	H
		5875	56.21	-48.99	105.2	46.62	32.78	10.02	33.21	213	177	P	H
		5931.75	53.61	-14.59	68.2	43.94	32.88	10.02	33.23	213	177	P	H
802.11ac													H
VHT20													H
CH 157		5623.5	49.31	-18.89	68.2	40.52	32.32	9.55	33.08	245	237	P	V
5785MHz		5677.5	51.14	-37.45	88.59	42.16	32.41	9.68	33.11	245	237	P	V
		5707.75	54.76	-52.61	107.37	45.61	32.47	9.81	33.13	245	237	P	V
		5721.5	49.39	-64.83	114.22	40.21	32.5	9.81	33.13	245	237	P	V
	*	5785	121.33	-	-	111.89	32.6	10.01	33.17	245	237	P	V
	*	5785	111.29	-	-	101.85	32.6	10.01	33.17	245	237	A	V
		5854.25	51.56	-60.95	112.51	41.98	32.75	10.02	33.19	245	237	P	V
		5858.75	54.81	-54.94	109.75	45.25	32.75	10.02	33.21	245	237	P	V
		5877.25	52.45	-51.08	103.53	42.86	32.78	10.02	33.21	245	237	P	V
		5935	49.96	-18.24	68.2	40.3	32.88	10.02	33.24	245	237	P	V
													V
													V



WIFI Ant. 1+2+3+4	Note	Frequency (MHz)	Level (dBμV/m)	Over Limit (dB)	Limit Line (dBμV/m)	Read Level (dBμV)	Antenna Factor (dB/m)	Cable Loss (dB)	Preamp Factor (dB)	Ant Pos (cm)	Table Pos (deg)	Peak Avg. (P/A)	Pol. (H/V)	
802.11ac VHT20 CH 165 5825MHz	*	5825	123.69	-	-	114.16	32.69	10.02	33.18	210	158	P	H	
	*	5825	113.05	-	-	103.52	32.69	10.02	33.18	210	158	A	H	
		5849.96	63.7	-70.5	134.2	54.15	32.72	10.02	33.19	210	158	P	H	
		5861.03	61.02	-48.09	109.11	51.46	32.75	10.02	33.21	210	158	P	H	
		5909.41	54.38	-25.32	79.7	44.75	32.84	10.02	33.23	210	158	P	H	
		5942.825	51.75	-16.45	68.2	42.06	32.91	10.02	33.24	210	158	P	H	
														H
														H
	*	5825	120.81	-	-	111.28	32.69	10.02	33.18	215	233	P	V	
	*	5825	109.87	-	-	100.34	32.69	10.02	33.18	215	233	A	V	
		5850.78	55.72	-64.7	120.42	46.17	32.72	10.02	33.19	215	233	P	V	
		5859.185	56.89	-52.74	109.63	47.33	32.75	10.02	33.21	215	233	P	V	
		5902.44	52.75	-32.11	84.86	43.14	32.81	10.02	33.22	215	233	P	V	
		5927.245	50.51	-17.69	68.2	40.84	32.88	10.02	33.23	215	233	P	V	
													V	
													V	
Remark	1. No other spurious found. 2. All results are PASS against Peak and Average limit line.													



Band 4 5725~5850MHz

WIFI 802.11ac VHT20 (Harmonic @ 3m)

WIFI Ant. 1+2+3+4	Note	Frequency (MHz)	Level (dBμV/m)	Over Limit (dB)	Limit Line (dBμV/m)	Read Level (dBμV)	Antenna Factor (dB/m)	Cable Loss (dB)	Preamp Factor (dB)	Ant Pos (cm)	Table Pos (deg)	Peak Avg. (P/A)	Pol. (H/V)
802.11ac VHT20 CH 149 5745MHz		11490	61.05	-12.95	74	70.72	40	15.72	65.39	234	137	P	H
		11490	52.19	-1.81	54	61.86	40	15.72	65.39	234	137	A	H
		17235	47.55	-20.65	68.2	51.68	40.54	19.6	64.27	100	0	P	H
													H
		11490	55.06	-18.94	74	64.73	40	15.72	65.39	100	190	P	V
		11490	45.86	-8.14	54	55.53	40	15.72	65.39	100	190	A	V
		17235	46.59	-21.61	68.2	50.72	40.54	19.6	64.27	100	0	P	V
													V
802.11ac VHT20 CH 157 5785MHz		11570	63.74	-10.26	74	73.48	39.86	15.77	65.37	373	146	P	H
		11570	52.37	-1.63	54	62.11	39.86	15.77	65.37	373	146	A	H
		17355	47.52	-20.68	68.2	50.99	40.96	19.68	64.11	100	0	P	H
													H
		11570	59.09	-14.91	74	68.83	39.86	15.77	65.37	100	190	P	V
		11570	46.74	-7.26	54	56.48	39.86	15.77	65.37	100	190	A	V
		17355	46.9	-21.3	68.2	50.37	40.96	19.68	64.11	100	0	P	V
													V
802.11ac VHT20 CH 165 5825MHz		11650	62.47	-11.53	74	72.25	39.72	15.84	65.34	226	138	P	H
		11650	52.88	-1.12	54	62.66	39.72	15.84	65.34	226	138	A	H
		17475	48.83	-19.37	68.2	51.65	41.38	19.75	63.95	100	0	P	H
													H
		11650	58.69	-15.31	74	68.47	39.72	15.84	65.34	183	185	P	V
		11650	47.78	-6.22	54	57.56	39.72	15.84	65.34	183	185	A	V
		17475	48.06	-20.14	68.2	50.88	41.38	19.75	63.95	100	0	P	V
													V
Remark	1. No other spurious found. 2. All results are PASS against Peak and Average limit line.												



Band 4 5725~5850MHz
WIFI 802.11ac VHT40 (Band Edge @ 3m)

WIFI Ant. 1+2+3+4	Note	Frequency (MHz)	Level (dBμV/m)	Over Limit (dB)	Limit Line (dBμV/m)	Read Level (dBμV)	Antenna Factor (dB/m)	Cable Loss (dB)	Preamp Factor (dB)	Ant Pos (cm)	Table Pos (deg)	Peak Avg. (P/A)	Pol. (H/V)	
		5631.5	49.58	-18.62	68.2	40.75	32.32	9.61	33.1	231	197	P	H	
		5697.25	63.56	-39.61	103.17	54.49	32.44	9.75	33.12	231	197	P	H	
		5720	79.42	-31.38	110.8	70.24	32.5	9.81	33.13	231	197	P	H	
		5720	79.42	-31.38	110.8	70.24	32.5	9.81	33.13	231	197	P	H	
	*	5755	122.66	-	-	113.36	32.57	9.88	33.15	231	197	P	H	
	*	5755	112.9	-	-	103.6	32.57	9.88	33.15	231	197	A	H	
		5852	55.69	-61.95	117.64	46.14	32.72	10.02	33.19	231	197	P	H	
		5857.25	55.39	-54.78	110.17	45.81	32.75	10.02	33.19	231	197	P	H	
		5883.25	54.05	-45.02	99.07	44.47	32.78	10.02	33.22	231	197	P	H	
		5928.5	50.61	-17.59	68.2	40.94	32.88	10.02	33.23	231	197	P	H	
802.11ac VHT40 CH 151 5755MHz													H	
													H	
			5636	50.75	-17.45	68.2	41.89	32.35	9.61	33.1	226	227	P	V
			5699.25	63.77	-40.88	104.65	54.7	32.44	9.75	33.12	226	227	P	V
			5719.25	74.38	-36.21	110.59	65.2	32.5	9.81	33.13	226	227	P	V
			5722.25	76.44	-39.49	115.93	67.26	32.5	9.81	33.13	226	227	P	V
		*	5755	120.28	-	-	110.98	32.57	9.88	33.15	226	227	P	V
		*	5755	111.84	-	-	102.54	32.57	9.88	33.15	226	227	A	V
			5850.5	54.54	-66.52	121.06	44.99	32.72	10.02	33.19	226	227	P	V
			5860.75	52.43	-56.76	109.19	42.87	32.75	10.02	33.21	226	227	P	V
			5907.25	50.88	-30.42	81.3	41.24	32.84	10.02	33.22	226	227	P	V
			5945.5	51.56	-16.64	68.2	41.87	32.91	10.02	33.24	226	227	P	V
														V
														V



WIFI Ant. 1+2+3+4	Note	Frequency (MHz)	Level (dBμV/m)	Over Limit (dB)	Limit Line (dBμV/m)	Read Level (dBμV)	Antenna Factor (dB/m)	Cable Loss (dB)	Preamp Factor (dB)	Ant Pos (cm)	Table Pos (deg)	Peak Avg. (P/A)	Pol. (H/V)
		5606	51.16	-17.04	68.2	42.4	32.29	9.55	33.08	214	169	P	H
		5678.75	53.35	-36.16	89.51	44.3	32.41	9.75	33.11	214	169	P	H
		5713.75	56.26	-52.79	109.05	47.11	32.47	9.81	33.13	214	169	P	H
		5724	56.46	-63.46	119.92	47.28	32.5	9.81	33.13	214	169	P	H
	*	5795	121.17	-	-	111.7	32.63	10.01	33.17	214	169	P	H
	*	5795	111.62	-	-	102.15	32.63	10.01	33.17	214	169	A	H
		5851.25	65.3	-54.05	119.35	55.75	32.72	10.02	33.19	214	169	P	H
		5856	63.71	-46.81	110.52	54.13	32.75	10.02	33.19	214	169	P	H
		5876	56.86	-47.6	104.46	47.27	32.78	10.02	33.21	214	169	P	H
		5938.75	51.91	-16.29	68.2	42.22	32.91	10.02	33.24	214	169	P	H
													H
802.11ac													H
VHT40													H
CH 159		5649.25	49.7	-18.5	68.2	40.84	32.35	9.61	33.1	237	221	P	V
5795MHz		5693	52.67	-47.37	100.04	43.6	32.44	9.75	33.12	237	221	P	V
		5718	53.7	-56.54	110.24	44.52	32.5	9.81	33.13	237	221	P	V
		5722.25	56.54	-59.39	115.93	47.36	32.5	9.81	33.13	237	221	P	V
	*	5795	119.83	-	-	110.36	32.63	10.01	33.17	237	221	P	V
	*	5795	108.56	-	-	99.09	32.63	10.01	33.17	237	221	A	V
		5853.75	62.41	-51.24	113.65	52.83	32.75	10.02	33.19	237	221	P	V
		5862	65.66	-43.18	108.84	56.1	32.75	10.02	33.21	237	221	P	V
		5881.25	55.35	-45.21	100.56	45.76	32.78	10.02	33.21	237	221	P	V
		5945.5	50.74	-17.46	68.2	41.05	32.91	10.02	33.24	237	221	P	V
													V
													V
Remark	1. No other spurious found. 2. All results are PASS against Peak and Average limit line.												



Band 4 5725~5850MHz

WIFI 802.11ac VHT40 (Harmonic @ 3m)

WIFI Ant. 1+2+3+4	Note	Frequency (MHz)	Level (dBμV/m)	Over Limit (dB)	Limit Line (dBμV/m)	Read Level (dBμV)	Antenna Factor (dB/m)	Cable Loss (dB)	Preamp Factor (dB)	Ant Pos (cm)	Table Pos (deg)	Peak Avg. (P/A)	Pol. (H/V)
802.11ac VHT40 CH 151 5755MHz		11510	58.63	-15.37	74	68.3	40	15.73	65.4	233	143	P	H
		11510	52.14	-1.86	54	61.81	40	15.73	65.4	233	143	A	H
		17265	47.81	-20.39	68.2	51.76	40.66	19.62	64.23	100	0	P	H
													H
		11510	53.94	-20.06	74	63.61	40	15.73	65.4	100	183	P	V
		11510	48.78	-5.22	54	58.45	40	15.73	65.4	100	183	A	V
		17265	47.76	-20.44	68.2	51.71	40.66	19.62	64.23	100	0	P	V
													V
802.11ac VHT40 CH 159 5795MHz		11590	58.94	-15.06	74	68.69	39.83	15.79	65.37	230	140	P	H
		11590	52.87	-1.13	54	62.62	39.83	15.79	65.37	230	140	A	H
		17385	46.83	-21.37	68.2	50.12	41.08	19.69	64.06	100	0	P	H
													H
		11590	55.85	-18.15	74	65.6	39.83	15.79	65.37	109	189	P	V
		11590	46.78	-7.22	54	56.53	39.83	15.79	65.37	109	189	A	V
		17385	46.61	-21.59	68.2	49.9	41.08	19.69	64.06	100	0	P	V
													V
Remark	1. No other spurious found. 2. All results are PASS against Peak and Average limit line.												



Band 4 5725~5850MHz
WIFI 802.11ac VHT80 (Band Edge @ 3m)

WIFI Ant. 1+2+3+4	Note	Frequency (MHz)	Level (dBμV/m)	Over Limit (dB)	Limit Line (dBμV/m)	Read Level (dBμV)	Antenna Factor (dB/m)	Cable Loss (dB)	Preamp Factor (dB)	Ant Pos (cm)	Table Pos (deg)	Peak Avg. (P/A)	Pol. (H/V)
		5648.5	59.4	-8.8	68.2	50.54	32.35	9.61	33.1	209	178	P	H
		5700	78.03	-27.17	105.2	68.96	32.44	9.75	33.12	209	178	P	H
		5703.5	82.21	-23.97	106.18	73.11	32.47	9.75	33.12	209	178	P	H
		5724.5	85.48	-35.58	121.06	76.3	32.5	9.81	33.13	209	178	P	H
	*	5775	121.97	-	-	112.58	32.6	9.95	33.16	209	178	P	H
	*	5775	110.58	-	-	101.19	32.6	9.95	33.16	209	178	A	H
		5852.25	82.55	-34.52	117.07	73	32.72	10.02	33.19	209	178	P	H
		5855.25	80.17	-30.56	110.73	70.59	32.75	10.02	33.19	209	178	P	H
		5876	73.76	-30.7	104.46	64.17	32.78	10.02	33.21	209	178	P	H
		5931.5	62.85	-5.35	68.2	53.18	32.88	10.02	33.23	209	178	P	H
													H
													H
802.11ac VHT80 CH 155 5775MHz		5642.5	62.76	-5.44	68.2	53.9	32.35	9.61	33.1	229	217	P	V
		5693.5	75.39	-25.02	100.41	66.32	32.44	9.75	33.12	229	217	P	V
		5706.25	56.93	-50.02	106.95	47.78	32.47	9.81	33.13	229	217	P	V
		5723.25	52.4	-65.81	118.21	43.22	32.5	9.81	33.13	229	217	P	V
	*	5775	118.05	-	-	108.66	32.6	9.95	33.16	229	217	P	V
	*	5775	109.93	-	-	100.54	32.6	9.95	33.16	229	217	A	V
		5851.5	80.99	-37.79	118.78	71.44	32.72	10.02	33.19	229	217	P	V
		5865.75	81.59	-26.2	107.79	72.03	32.75	10.02	33.21	229	217	P	V
		5875.5	74.35	-30.48	104.83	64.76	32.78	10.02	33.21	229	217	P	V
		5942.5	58.89	-9.31	68.2	49.2	32.91	10.02	33.24	229	217	P	V
													V
													V
Remark	1. No other spurious found. 2. All results are PASS against Peak and Average limit line.												



Band 4 5725~5850MHz

WIFI 802.11ac VHT80 (Harmonic @ 3m)

WIFI Ant. 1+2+3+4	Note	Frequency (MHz)	Level (dBμV/m)	Over Limit (dB)	Limit Line (dBμV/m)	Read Level (dBμV)	Antenna Factor (dB/m)	Cable Loss (dB)	Preamp Factor (dB)	Ant Pos (cm)	Table Pos (deg)	Peak Avg. (P/A)	Pol. (H/V)	
802.11ac VHT80 CH 155 5775MHz		11550	56.66	-17.34	74	66.38	39.9	15.76	65.38	228	137	P	H	
		11550	48.34	-5.66	54	58.06	39.9	15.76	65.38	228	137	A	H	
		17325	49.08	-19.12	68.2	52.74	40.84	19.66	64.16	100	0	P	H	
													H	
			11550	53.94	-20.06	74	63.66	39.9	15.76	65.38	100	181	P	V
			11550	45.16	-8.84	54	54.88	39.9	15.76	65.38	100	181	A	V
			17325	49.73	-18.47	68.2	53.39	40.84	19.66	64.16	100	0	P	V
													V	
Remark	1. No other spurious found. 2. All results are PASS against Peak and Average limit line.													



Note symbol

*	Fundamental Frequency which can be ignored. However, the level of any unwanted emissions shall not exceed the level of the fundamental frequency.
!	Test result is over limit line.
P/A	Peak or Average
H/V	Horizontal or Vertical



A calculation example for radiated spurious emission is shown as below:

WIFI	Note	Frequency	Level	Over	Limit	Read	Antenna	Cable	Preamp	Ant	Table	Peak	Pol.
Ant.				Limit	Line	Level	Factor	Loss	Factor	Pos	Pos	Avg.	
1+2		(MHz)	(dBμV/m)	(dB)	(dBμV/m)	(dBμV)	(dB/m)	(dB)	(dB)	(cm)	(deg)	(P/A)	(H/V)
802.11b		2390	55.45	-18.55	74	54.51	32.22	4.58	35.86	103	308	P	H
CH 01													
2412MHz		2390	43.54	-10.46	54	42.6	32.22	4.58	35.86	103	308	A	H

- Level(dBμV/m) =
Antenna Factor(dB/m) + Cable Loss(dB) + Read Level(dBμV) - Preamp Factor(dB)
- Over Limit(dB) = Level(dBμV/m) – Limit Line(dBμV/m)

For Peak Limit @ 2390MHz:

- Level(dBμV/m)
= Antenna Factor(dB/m) + Cable Loss(dB) + Read Level(dBμV) - Preamp Factor(dB)
= 32.22(dB/m) + 4.58(dB) + 54.51(dBμV) – 35.86 (dB)
= 55.45 (dBμV/m)
- Over Limit(dB)
= Level(dBμV/m) – Limit Line(dBμV/m)
= 55.45(dBμV/m) – 74(dBμV/m)
= -18.55(dB)

For Average Limit @ 2390MHz:

- Level(dBμV/m)
= Antenna Factor(dB/m) + Cable Loss(dB) + Read Level(dBμV) - Preamp Factor(dB)
= 32.22(dB/m) + 4.58(dB) + 42.6(dBμV) – 35.86 (dB)
= 43.54 (dBμV/m)
- Over Limit(dB)
= Level(dBμV/m) – Limit Line(dBμV/m)
= 43.54(dBμV/m) – 54(dBμV/m)
= -10.46(dB)

Both peak and average measured complies with the limit line, so test result is “PASS”.



Appendix D. Radiated Spurious Emission Plots

Test Engineer :	Hao Hsu, Jacky Hung, and KenWu	Temperature :	22~25°C
		Relative Humidity :	52~57%

Note symbol

-L	Low channel location
-R	High channel location

<Single Mode>

Band 4 - 5725~5850MHz WIFI 802.11a (Band Edge @ 3m)

WIFI	Band 4 5725~5850MHz Band Edge @ 3m	
ANT	802.11a CH149 5745MHz	
3	Horizontal	Fundamental
Peak	<p>Site : 03CHI1-HY Condition : PEAK_BE(B4)_16-24 3m HORN 9120D-HF HORIZONTAL RBW:1000.000KHz VBW:3000.000KHz SWT:Auto Detector : Peak Project : 811726</p>	<p>Site : 03CHI1-HY Condition : PEAK(UNII) 3m HORN 9120D-HF HORIZONTAL RBW:1000.000KHz VBW:3000.000KHz SWT:Auto Detector : Peak Project : 811726</p>



WIFI	Band 4 5725~5850MHz Band Edge @ 3m	
ANT	802.11a CH149 5745MHz	
3	Vertical	Fundamental
Peak	<p>Site : 03CH11-HY Condition : PEAK_BE(84)_16-24 3m HORN 9120D-HF VERTICAL RBW:1000.000KHz VBW:3000.000KHz SWT:Auto Detector : Peak Project : 811726</p>	<p>Site : 03CH11-HY Condition : PEAK(UN)II 3m HORN 9120D-HF VERTICAL RBW:1000.000KHz VBW:3000.000KHz SWT:Auto Detector : Peak Project : 811726</p>

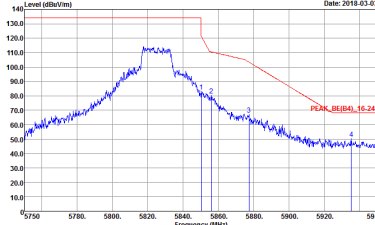
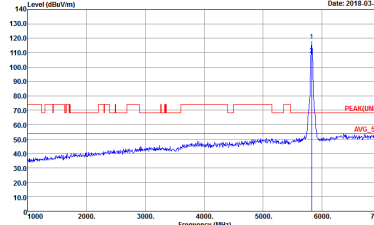


WIFI	Band 4 5725~5850MHz Band Edge @ 3m	
ANT	802.11a CH157 5785MHz	
3	Horizontal	Fundamental
Peak	<p>Site : 03CH11-HY Condition : PEAK_BE(B4)_16-24 3m HORN 9120D-HF HORIZONTAL Detector : Peak Project : 811726</p>	<p>Site : 03CH11-HY Condition : PEAK(UNII) 3m HORN 9120D-HF HORIZONTAL Detector : Peak Project : 811726</p>
Peak	<p>Site : 03CH11-HY Condition : PEAK_BE(B4)_16-24 3m HORN 9120D-HF HORIZONTAL Detector : Peak Project : 811726</p>	Left blank



WIFI	Band 4 5725~5850MHz Band Edge @ 3m	
ANT	802.11a CH157 5785MHz	
3	Vertical	Fundamental
Peak	<p>Site : 03CH11-HY Condition : PEAK_BE(B4)_16-24 3m HORN 91200-HF VERTICAL RBW:1000.000KHz VBW:3000.000KHz SWT:Auto Detector : Peak Project : 811726</p>	<p>Site : 03CH11-HY Condition : PEAK(UNII) 3m HORN 91200-HF VERTICAL RBW:1000.000KHz VBW:3000.000KHz SWT:Auto Detector : Peak Project : 811726</p>
Peak	<p>Site : 03CH11-HY Condition : PEAK_BE(B4)_16-24 3m HORN 91200-HF VERTICAL RBW:1000.000KHz VBW:3000.000KHz SWT:Auto Detector : Peak Project : 811726</p>	Left blank



WIFI	Band 4 5725~5850MHz Band Edge @ 3m	
ANT	802.11a CH165 5825MHz	
3	Horizontal	Fundamental
Peak	 <p>Site : 03CH11-HY Condition : PEAK_BE(B4)_16-24 3m HORN 9120D-HF HORIZONTAL RBW:1000.000KHz VBW:3000.000KHz SWT:Auto Detector : Peak Project : 811726</p>	 <p>Site : 03CH11-HY Condition : PEAK(U)B 3m HORN 9120D-HF HORIZONTAL RBW:1000.000KHz VBW:3000.000KHz SWT:Auto Detector : Peak Project : 811726</p>



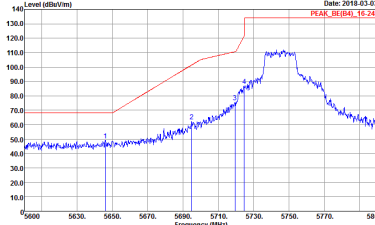
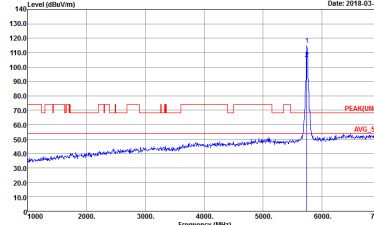
WIFI	Band 4 5725~5850MHz Band Edge @ 3m	
ANT	802.11a CH165 5825MHz	
3	Vertical	Fundamental
Peak	<p> Site : 03CH11-HY Condition : PEAK_BE(B4)_16-24 3m HORN 9120D-HF VERTICAL RBW:1000.000KHz VBW:3000.000KHz SWT:Auto Detector : Peak Project : 811726 </p>	<p> Site : 03CH11-HY Condition : PEAK(U)B 3m HORN 9120D-HF VERTICAL RBW:1000.000KHz VBW:3000.000KHz SWT:Auto Detector : Peak Project : 811726 </p>



**Band 4 5725~5850MHz
WIFI 802.11ac VHT20 (Band Edge @ 3m)**

WIFI	Band 4 5725~5850MHz Band Edge @ 3m	
ANT	802.11ac VHT20 CH149 5745MHz	
3	Horizontal	Fundamental
Peak	<p> Site : 03CH11-HY Condition : PEAK_BE(B4)_16-24 3m HORN 91200-HF HORIZONTAL Detector : Peak Project : 811726 </p>	<p> Site : 03CH11-HY Condition : PEAK(LIN) 3m HORN 91200-HF HORIZONTAL Detector : Peak Project : 811726 </p>



WIFI	Band 4 5725~5850MHz Band Edge @ 3m	
ANT	802.11ac VHT20 CH149 5745MHz	
3	Vertical	Fundamental
<p>Peak Avg.</p>	 <p>Date: 2018-03-03 PEAK: 85.045, 75.221</p> <p>Site : 03CH11-HY Condition : PEAK_BE(84)_16-24 3m HORN 91200-HF VERTICAL RBW:1000.000KHz VBW:3000.000KHz SWT:Auto Detector : Peak Project : 811726</p>	 <p>Date: 2018-03-03 PEAK: 85.045, 75.221</p> <p>Site : 03CH11-HY Condition : PEAK(UNII) 3m HORN 91200-HF VERTICAL RBW:1000.000KHz VBW:3000.000KHz SWT:Auto Detector : Peak Project : 811726</p>



WIFI	Band 4 5725~5850MHz Band Edge @ 3m	
ANT	802.11ac VHT20 CH157 5785MHz	
3	Horizontal	Fundamental
Peak	<p>Site : 03CH11-HY Condition : PEAK_BE(B4)_16-24 3m HORN 9120D-HF HORIZONTAL RBW:1000.000KHz VBW:3000.000KHz SWT:Auto Detector : Peak Project : 811726</p>	<p>Site : 03CH11-HY Condition : PEAK(UNII) 3m HORN 9120D-HF HORIZONTAL RBW:1000.000KHz VBW:3000.000KHz SWT:Auto Detector : Peak Project : 811726</p>
Peak	<p>Site : 03CH11-HY Condition : PEAK_BE(B4)_16-24 3m HORN 9120D-HF HORIZONTAL RBW:1000.000KHz VBW:3000.000KHz SWT:Auto Detector : Peak Project : 811726</p>	Left blank



WIFI	Band 4 5725~5850MHz Band Edge @ 3m	
ANT	802.11ac VHT20 CH157 5785MHz	
3	Vertical	Fundamental
Peak	<p>Site : 03CH11-HY Condition : PEAK_BE(B4)_16-24 3m HORN 9120D-HF VERTICAL RBW:1000.000KHz VBW:3000.000KHz SWT:Auto Detector : Peak Project : 811726</p>	<p>Site : 03CH11-HY Condition : PEAK(UNII) 3m HORN 9120D-HF VERTICAL RBW:1000.000KHz VBW:3000.000KHz SWT:Auto Detector : Peak Project : 811726</p>
Peak	<p>Site : 03CH11-HY Condition : PEAK_BE(B4)_16-24 3m HORN 9120D-HF VERTICAL RBW:1000.000KHz VBW:3000.000KHz SWT:Auto Detector : Peak Project : 811726</p>	Left blank



WIFI	Band 4 5725~5850MHz Band Edge @ 3m	
ANT	802.11ac VHT20 CH165 5825MHz	
3	Horizontal	Fundamental
Peak	<p>Site : 03CH11-HY Condition : PEAK_BE(B4)_16-24 3m HORN 91200-HF HORIZONTAL RBW:1000.000KHz VBW:3000.000KHz SWT:Auto Detector : Peak Project : 811726</p>	<p>Site : 03CH11-HY Condition : PEAK(UNI) 3m HORN 91200-HF HORIZONTAL RBW:1000.000KHz VBW:3000.000KHz SWT:Auto Detector : Peak Project : 811726</p>



WIFI	Band 4 5725~5850MHz Band Edge @ 3m	
ANT	802.11ac VHT20 CH165 5825MHz	
3	Vertical	Fundamental
<p>Peak Avg.</p>	<p>Site : 03CH11-HY Condition : PEAK_BE(B4)_16-24 3m HORN 9120D-HF VERTICAL Detector : Peak Project : 811726</p>	<p>Site : 03CH11-HY Condition : PEAK(UNII) 3m HORN 9120D-HF VERTICAL Detector : Peak Project : 811726</p>



Band 4 5725~5850MHz
WIFI 802.11ac VHT40 (Band Edge @ 3m)

WIFI	Band 4 5725~5850MHz Band Edge @ 3m	
ANT	802.11ac VHT40 CH151 5755MHz	
3	Horizontal	Fundamental
Peak	<p>Site : 03CH11-HY Condition : PEAK_BE(B4)_16-24 3m HORN 91200-HF HORIZONTAL Detector : Peak Project : 811726</p>	<p>Site : 03CH11-HY Condition : PEAK(UNIT) 3m HORN 91200-HF HORIZONTAL Detector : Peak Project : 811726</p>
Peak	<p>Site : 03CH11-HY Condition : PEAK_BE(B4)_16-24 3m HORN 91200-HF HORIZONTAL Detector : Peak Project : 811726</p>	Left blank



WIFI	Band 4 5725~5850MHz Band Edge @ 3m	
ANT	802.11ac VHT40 CH151 5755MHz	
3	Vertical	Fundamental
Peak	<p>Site : 03CH11-HY Condition : PEAK_BE(B4)_16-24 3m HORN 91200-HF VERTICAL RBW:1000.000KHz VBW:3000.000KHz SWT:Auto Detector : Peak Project : 811726</p>	<p>Site : 03CH11-HY Condition : PEAK(FB) 3m HORN 91200-HF VERTICAL RBW:1000.000KHz VBW:3000.000KHz SWT:Auto Detector : Peak Project : 811726</p>
Peak	<p>Site : 03CH11-HY Condition : PEAK_BE(B4)_16-24 3m HORN 91200-HF VERTICAL RBW:1000.000KHz VBW:3000.000KHz SWT:Auto Detector : Peak Project : 811726</p>	Left blank



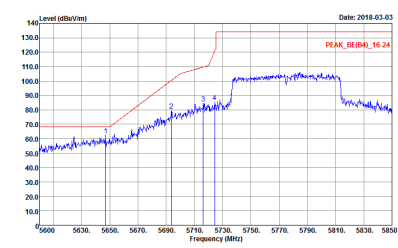
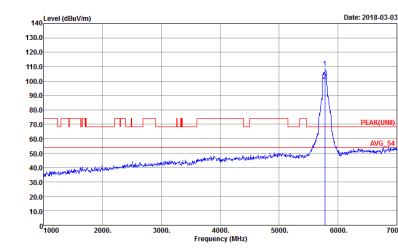
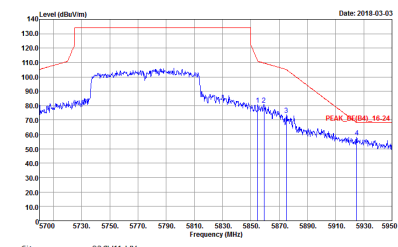
WIFI	Band 4 5725~5850MHz Band Edge @ 3m	
ANT	802.11ac VHT40 CH159 5795MHz	
3	Horizontal	Fundamental
Peak	<p>Site : 03CH11-HY Condition : PEAK_BE(84)_16-24 3m HORN 91200-HF HORIZONTAL Detector : Peak Project : 811726</p>	WLAN_11ac40_Ch159_BE_002
Peak	WLAN_11ac40_Ch159_BE_003	Left blank



WIFI	Band 4 5725~5850MHz Band Edge @ 3m	
ANT	802.11ac VHT40 CH159 5795MHz	
3	Vertical	Fundamental
Peak	<p>Site : 03CH11-HY Condition : PEAK_BE(B4)_16-24 3m HORN 91200-HF VERTICAL RBW:1000.000KHz VBW:3000.000KHz SWT:Auto Detector : Peak Project : 811726</p>	<p>Site : 03CH11-HY Condition : PEAK(UNII) 3m HORN 91200-HF VERTICAL RBW:1000.000KHz VBW:3000.000KHz SWT:Auto Detector : Peak Project : 811726</p>
Peak	<p>Site : 03CH11-HY Condition : PEAK_BE(B4)_16-24 3m HORN 91200-HF VERTICAL RBW:1000.000KHz VBW:3000.000KHz SWT:Auto Detector : Peak Project : 811726</p>	Left blank



Band 4 5725~5850MHz
WIFI 802.11ac VHT80 (Band Edge @ 3m)

WIFI	Band 4 5725~5850MHz Band Edge @ 3m	
ANT	802.11ac VHT80 CH155 5775MHz	
3	Horizontal	Fundamental
<p>Peak</p>	 <p>Site : 03CH11-HY Condition : PEAK_BE(B4)_16-24 3m HORN 91200-HF HORIZONTAL Detector : Peak Project : 811726</p>	 <p>Site : 03CH11-HY Condition : PEAK(UM) 3m HORN 91200-HF HORIZONTAL Detector : Peak Project : 811726</p>
<p>Peak</p>	 <p>Site : 03CH11-HY Condition : PEAK_M(B4)_16-24 3m HORN 91200-HF HORIZONTAL Detector : Peak Project : 811726</p>	<p align="center">Left blank</p>



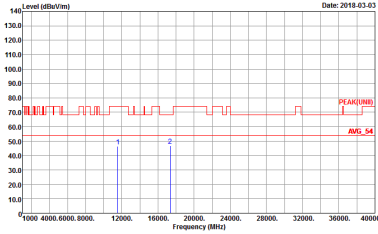
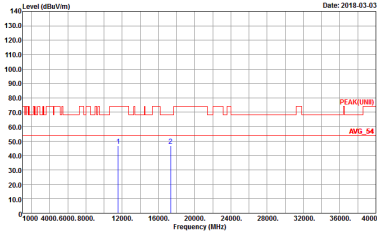
WIFI	Band 4 5725~5850MHz Band Edge @ 3m	
ANT	802.11ac VHT80 CH155 5775MHz	
3	Vertical	Fundamental
Peak	<p>Site : 03CH11-HY Condition : PEAK_BE(B4)_16-24 3m HORN 91200-HF VERTICAL RBW:1000.000KHz VBW:3000.000KHz SWT:Auto Detector : Peak Project : 811726</p>	<p>Site : 03CH11-HY Condition : PEAK(UNII) 3m HORN 91200-HF VERTICAL RBW:1000.000KHz VBW:3000.000KHz SWT:Auto Detector : Peak Project : 811726</p>
Peak	<p>Site : 03CH11-HY Condition : PEAK_BE(B4)_16-24 3m HORN 91200-HF VERTICAL RBW:1000.000KHz VBW:3000.000KHz SWT:Auto Detector : Peak Project : 811726</p>	Left blank



Band 4 - 5725~5850MHz
WIFI 802.11a (Harmonic @ 3m)

WIFI	Band 4 5725~5850MHz Harmonic @ 3m	
ANT	802.11a CH149 5745MHz	
3	Horizontal	Vertical
Peak Avg.	<p>Site : 03CH11-FY Condition : PEAK(UNII) 3m HORN 9120D-HF HORIZONTAL Detector : Peak Project : 811726</p>	<p>Site : 03CH11-FY Condition : PEAK(UNII) 3m HORN 9120D-HF VERTICAL Detector : Peak Project : 811726</p>



WIFI	Band 4 5725~5850MHz Harmonic @ 3m	
ANT	802.11a CH157 5785MHz	
3	Horizontal	Vertical
<p>Peak</p> <p>Avg.</p>	 <p>Site : 03CH11-HY Condition : PEAK(UNED) 3m HORN 9120D-HF HORIZONTAL Detector : Peak Project : 811726</p>	 <p>Site : 03CH11-HY Condition : PEAK(UNED) 3m HORN 9120D-HF VERTICAL Detector : Peak Project : 811726</p>



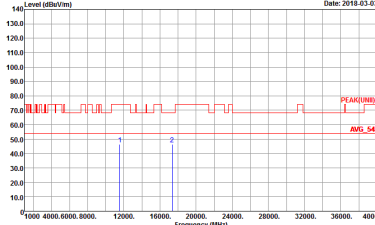
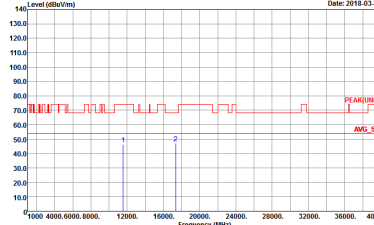
WIFI	Band 4 5725~5850MHz Harmonic @ 3m	
ANT	802.11a CH165 5825MHz	
3	Horizontal	Vertical
<p>Peak Avg.</p>	<p>Site : 03CH11-HY Condition : PEAK(UNED) 3m HORN 9120D-HF HORIZONTAL Detector : Peak Project : 811726</p>	<p>Site : 03CH11-HY Condition : PEAK(UNED) 3m HORN 9120D-HF VERTICAL Detector : Peak Project : 811726</p>



**Band 4 5725~5850MHz
WIFI 802.11ac VHT20 (Harmonic @ 3m)**

WIFI	Band 4 5725~5850MHz Harmonic @ 3m	
ANT	802.11ac VHT20 CH149 5745MHz	
3	Horizontal	Vertical
Peak Avg.	<p>Site : 03CH11-HY Condition : PEAK(UNII) 3m HORN 9120D-HF HORIZONTAL Detector : Peak Project : 811726</p>	<p>Site : 03CH11-HY Condition : PEAK(UNII) 3m HORN 9120D-HF VERTICAL Detector : Peak Project : 811726</p>



WIFI	Band 4 5725~5850MHz Harmonic @ 3m	
ANT	802.11ac VHT20 CH157 5785MHz	
3	Horizontal	Vertical
<p>Peak</p> <p>Avg.</p>	 <p>Site : 03CH11-HY Condition : PEAK(UNED) 3m HORN 9120D-HF HORIZONTAL Detector : Peak Project : 811726</p>	 <p>Site : 03CH11-HY Condition : PEAK(UNED) 3m HORN 9120D-HF VERTICAL Detector : Peak Project : 811726</p>



WIFI	Band 4 5725~5850MHz Harmonic @ 3m	
ANT	802.11ac VHT20 CH165 5825MHz	
3	Horizontal	Vertical
<p>Peak Avg.</p>	<p>Site : 03CH11-HY Condition : PEAK(UNED) 3m HORN 9120D-HF HORIZONTAL Detector : Peak Project : 811726 Setting : 26</p>	<p>Site : 03CH11-HY Condition : PEAK(UNED) 3m HORN 9120D-HF VERTICAL Detector : Peak Project : 811726 Setting : 26</p>



**Band 4 5725~5850MHz
WIFI 802.11ac VHT40 (Harmonic @ 3m)**

WIFI	Band 4 5725~5850MHz Harmonic @ 3m	
ANT	802.11ac VHT40 CH151 5755MHz	
3	Horizontal	Vertical
Peak Avg.	<p>Site : 03CH11-HY Condition : PEAK(UNII) 3m HORN 9120D-HF HORIZONTAL Detector : Peak Project : 811726 Setting : Z6</p>	<p>Site : 03CH11-HY Condition : PEAK(UNII) 3m HORN 9120D-HF VERTICAL Detector : Peak Project : 811726 Setting : Z6</p>



WIFI	Band 4 5725~5850MHz Harmonic @ 3m	
ANT	802.11ac VHT40 CH159 5795MHz	
3	Horizontal	Vertical
Peak Avg.	<p>Site : 03CH11-HY Condition : PEAK(UNED) 3m HORN 9120D-HF HORIZONTAL Detector : Peak Project : 811726 Setting : 26</p>	<p>Site : 03CH11-HY Condition : PEAK(UNED) 3m HORN 9120D-HF VERTICAL Detector : Peak Project : 811726 Setting : 26</p>



**Band 4 5725~5850MHz
WIFI 802.11ac VHT80 (Harmonic @ 3m)**

WIFI	Band 4 5725~5850MHz Harmonic @ 3m	
ANT	802.11ac VHT80 CH155 5775MHz	
3	Horizontal	Vertical
Peak Avg.	<p>Site : 03CH11-HY Condition : PEAK(UNII) 3m HORN 91200-HF HORIZONTAL Detector : Peak Project : 811726 Setting : Z6</p>	<p>Site : 03CH11-HY Condition : PEAK(UNII) 3m HORN 91200-HF VERTICAL Detector : Peak Project : 811726 Setting : Z6</p>



Emission below 1GHz
5GHz WIFI 802.11ac VHT80 (LF)

WIFI	5GHz 5725~5850MHz	
ANT	802.11ac VHT80 LF	
3	Horizontal	Vertical
QP / Peak	<p>Site : 03CH11-4FY Condition : QP 3m BT-LOG 6111D-LF_ETC HORIZONTAL Detector : Peak Project : 811726</p>	<p>Site : 03CH11-4FY Condition : QP 3m BT-LOG 6111D-LF_ETC VERTICAL Detector : Peak Project : 811726</p>



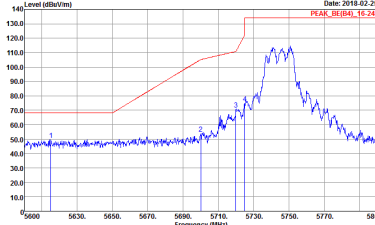
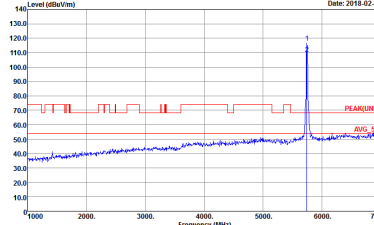
<CDD Mode>

MIMO <Ant. 3+4>

Band 4 - 5725~5850MHz
WIFI 802.11a (Band Edge @ 3m)

WIFI	Band 4 5725~5850MHz Band Edge @ 3m	
ANT	802.11a CH149 5745MHz	
3+4	Horizontal	Fundamental
Peak	<p>Site : 03CH11-HY Condition : PEAK_BE(B4)_16-24 3m HORN 9120D-HF HORIZONTAL Detector : Peak Project : 811726 Setting : Z0</p>	<p>Site : 03CH11-HY Condition : PEAK(UNIT) 3m HORN 9120D-HF HORIZONTAL Detector : Peak Project : 811726 Setting : Z0</p>



WIFI	Band 4 5725~5850MHz Band Edge @ 3m	
ANT	802.11a CH149 5745MHz	
3+4	Vertical	Fundamental
Peak	 <p>Site : 03CH11-HY Condition : PEAK_BE(84)_16-24 3m HORN 91200-HF VERTICAL RBW:1000.000KHz VBW:3000.000KHz SWT:Auto Detector : Peak Project : 811726 Setting : 20</p>	 <p>Site : 03CH11-HY Condition : PEAK(UN)II 3m HORN 91200-HF VERTICAL RBW:1000.000KHz VBW:3000.000KHz SWT:Auto Detector : Peak Project : 811726 Setting : 20</p>



WIFI	Band 4 5725~5850MHz Band Edge @ 3m	
ANT	802.11a CH157 5785MHz	
3+4	Horizontal	Fundamental
Peak	<p>Site : 03CH11-HY Condition : PEAK_BE(B4)_16-24 3m HORN 9120D-HF HORIZONTAL Detector : Peak Project : 811726 Setting : 18.5</p>	<p>Site : 03CH11-HY Condition : PEAK(UNII) 3m HORN 9120D-HF HORIZONTAL Detector : Peak Project : 811726 Setting : 18.5</p>
Peak	<p>Site : 03CH11-HY Condition : PEAK_BE(B4)_16-24 3m HORN 9120D-HF HORIZONTAL Detector : Peak Project : 811726 Setting : 18.5</p>	Left blank

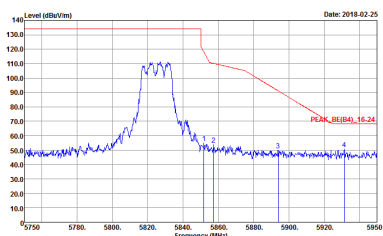
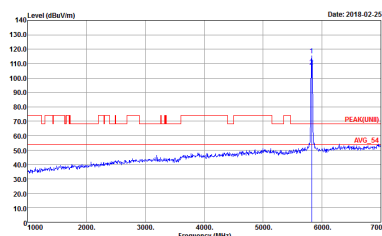


WIFI	Band 4 5725~5850MHz Band Edge @ 3m	
ANT	802.11a CH157 5785MHz	
3+4	Vertical	Fundamental
Peak	<p>Site : 03CH11-HY Condition : PEAK_BE(84)_16-24 3m HORN 9120D-HF VERTICAL Detector : Peak Project : 811726 Setting : 18.5</p>	<p>Site : 03CH11-HY Condition : PEAK(UNII) 3m HORN 9120D-HF VERTICAL Detector : Peak Project : 811726 Setting : 18.5</p>
Peak	<p>Site : 03CH11-HY Condition : PEAK_BE(84)_16-24 3m HORN 9120D-HF VERTICAL Detector : Peak Project : 811726 Setting : 18.5</p>	Left blank



WIFI	Band 4 5725~5850MHz Band Edge @ 3m	
ANT	802.11a CH165 5825MHz	
3+4	Horizontal	Fundamental
Peak	<p>Site : 03CH11-HY Condition : PEAK_BE(B4)_16-24 3m HORN 9120D-HF HORIZONTAL Detector : Peak Project : 811726 Setting : 16.5</p>	<p>Site : 03CH11-HY Condition : PEAK(UNI) 3m HORN 9120D-HF HORIZONTAL Detector : Peak Project : 811726 Setting : 16.5</p>



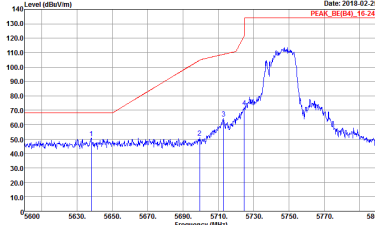
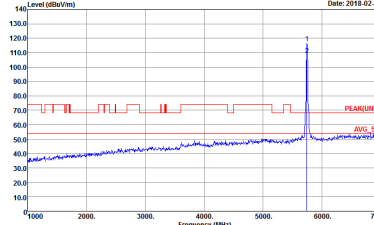
WIFI	Band 4 5725~5850MHz Band Edge @ 3m	
ANT	802.11a CH165 5825MHz	
3+4	Vertical	Fundamental
<p>Peak</p>	 <p> Site : 03CH11-HY Condition : PEAK_BE(B4)_16-24 3m HORN 9120D-HF VERTICAL Detector : Peak Project : 811726 Setting : 16.5 </p>	 <p> Site : 03CH11-HY Condition : PEAK(UNII) 3m HORN 9120D-HF VERTICAL Detector : Peak Project : 811726 Setting : 16.5 </p>



**Band 4 5725~5850MHz
WIFI 802.11ac VHT20 (Band Edge @ 3m)**

WIFI	Band 4 5725~5850MHz Band Edge @ 3m	
ANT	802.11ac VHT20 CH149 5745MHz	
3+4	Horizontal	Fundamental
Peak	<p>Site : 03CH11-HY Condition : PEAK_BE(B4)_16-24 3m HORN 91200-HF HORIZONTAL Detector : Peak Project : 811726 Setting : 20</p>	<p>Site : 03CH11-HY Condition : PEAK(UM) 3m HORN 91200-HF HORIZONTAL Detector : Peak Project : 811726 Setting : 20</p>



WIFI	Band 4 5725~5850MHz Band Edge @ 3m	
ANT	802.11ac VHT20 CH149 5745MHz	
3+4	Vertical	Fundamental
<p>Peak Avg.</p>	 <p>Date: 2018.02.25 PEAK: 115.24</p> <p>Site : 03CH11-HY Condition : PEAK_8E(84)_16-24 3m HORN 91200-HF VERTICAL RBW:1000.000KHz VBW:3000.000KHz SWT:Auto Detector : Peak Project : 811726 Setting : 20</p>	 <p>Date: 2018.02.25 PEAK: 115.24</p> <p>Site : 03CH11-HY Condition : PEAK(UNII) 3m HORN 91200-HF VERTICAL RBW:1000.000KHz VBW:3000.000KHz SWT:Auto Detector : Peak Project : 811726 Setting : 20</p>



WIFI	Band 4 5725~5850MHz Band Edge @ 3m	
ANT	802.11ac VHT20 CH157 5785MHz	
3+4	Horizontal	Fundamental
Peak	<p>Site : 03CH11-HY Condition : PEAK_BE(84)_16-24 3m HORN 9120D-HF HORIZONTAL Detector : Peak Project : 811726 Setting : 19</p>	<p>Site : 03CH11-HY Condition : PEAK(UNII) 3m HORN 9120D-HF HORIZONTAL Detector : Peak Project : 811726 Setting : 19</p>
Peak	<p>Site : 03CH11-HY Condition : PEAK_BE(84)_16-24 3m HORN 9120D-HF HORIZONTAL Detector : Peak Project : 811726 Setting : 19</p>	Left blank



WIFI	Band 4 5725~5850MHz Band Edge @ 3m	
ANT	802.11ac VHT20 CH157 5785MHz	
3+4	Vertical	Fundamental
Peak	<p>Site : 03CH11-HY Condition : PEAK_BE(B4)_16-24 3m HORN 91200-HF VERTICAL RBW:1000.000KHz VBW:3000.000KHz SWT:Auto Detector : Peak Project : 811726 Setting : 19</p>	<p>Site : 03CH11-HY Condition : PEAK(UNII) 3m HORN 91200-HF VERTICAL RBW:1000.000KHz VBW:3000.000KHz SWT:Auto Detector : Peak Project : 811726 Setting : 19</p>
Peak	<p>Site : 03CH11-HY Condition : PEAK_BE(B4)_16-24 3m HORN 91200-HF VERTICAL RBW:1000.000KHz VBW:3000.000KHz SWT:Auto Detector : Peak Project : 811726 Setting : 19</p>	Left blank



WIFI	Band 4 5725~5850MHz Band Edge @ 3m	
ANT	802.11ac VHT20 CH165 5825MHz	
3+4	Horizontal	Fundamental
Peak	<p>Site : 03CH11-HY Condition : PEAK_BE(B4)_16-24 3m HORN 9120D-HF HORIZONTAL Detector : Peak Project : 811726</p>	<p>Site : 03CH11-HY Condition : PEAK(UNI) 3m HORN 9120D-HF HORIZONTAL Detector : Peak Project : 811726</p>



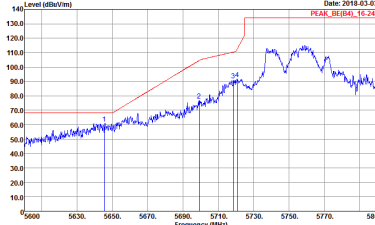
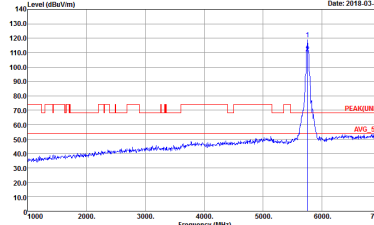
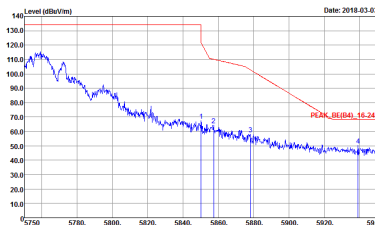
WIFI	Band 4 5725~5850MHz Band Edge @ 3m	
ANT	802.11ac VHT20 CH165 5825MHz	
3+4	Vertical	Fundamental
<p>Peak</p> <p>Avg.</p>	<p>Site : 03CH11-HY Condition : PEAK_BE(B4)_16-24 3m HORN 91200-HF VERTICAL RBW:1000.000KHz VBW:3000.000KHz SWT:Auto Detector : Peak Project : 811726</p>	<p>Site : 03CH11-HY Condition : PEAK(UNII) 3m HORN 91200-HF VERTICAL RBW:1000.000KHz VBW:3000.000KHz SWT:Auto Detector : Peak Project : 811726</p>



**Band 4 5725~5850MHz
WIFI 802.11ac VHT40 (Band Edge @ 3m)**

WIFI	Band 4 5725~5850MHz Band Edge @ 3m	
ANT	802.11ac VHT40 CH151 5755MHz	
3+4	Horizontal	Fundamental
Peak	<p>Site : 03CH11-HY Condition : PEAK_BE(B4)_16-24 3m HORN 91200-HF HORIZONTAL Detector : Peak Project : 811726</p>	<p>Site : 03CH11-HY Condition : PEAK(UNIT) 3m HORN 91200-HF HORIZONTAL Detector : Peak Project : 811726</p>
Peak	<p>Site : 03CH11-HY Condition : PEAK_BE(B4)_16-24 3m HORN 91200-HF HORIZONTAL Detector : Peak Project : 811726</p>	Left blank



WIFI	Band 4 5725~5850MHz Band Edge @ 3m	
ANT	802.11ac VHT40 CH151 5755MHz	
3+4	Vertical	Fundamental
<p>Peak</p>	 <p>Site : 03CH11-HY Condition : PEAK_BE(B4)_16-24 3m HORN 91200-HF VERTICAL Detector : Peak Project : 811726</p>	 <p>Site : 03CH11-HY Condition : PEAK(UNII) 3m HORN 91200-HF VERTICAL Detector : Peak Project : 811726</p>
<p>Peak</p>	 <p>Site : 03CH11-HY Condition : PEAK_BE(B4)_16-24 3m HORN 91200-HF VERTICAL Detector : Peak Project : 811726</p>	<p>Left blank</p>



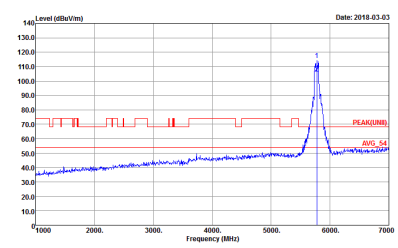
WIFI	Band 4 5725~5850MHz Band Edge @ 3m	
ANT	802.11ac VHT40 CH159 5795MHz	
3+4	Horizontal	Fundamental
Peak	<p>Site : 03CH11-HY Condition : PEAK_BE(84)_16-24 3m HORN 91200-HF HORIZONTAL Detector : Peak Project : 811726</p>	WLAN_11ac40_Ch159_BE_002
Peak	WLAN_11ac40_Ch159_BE_003	Left blank



WIFI	Band 4 5725~5850MHz Band Edge @ 3m	
ANT	802.11ac VHT40 CH159 5795MHz	
3+4	Vertical	Fundamental
Peak	<p>Site : 03CH11-HY Condition : PEAK_BE(B4)_16-24 3m HORN 9120D-HF VERTICAL RBW:1000.000KHz VBW:3000.000KHz SWT:Auto Detector : Peak Project : 811726</p>	<p>Site : 03CH11-HY Condition : PEAK(UNII) 3m HORN 9120D-HF VERTICAL RBW:1000.000KHz VBW:3000.000KHz SWT:Auto Detector : Peak Project : 811726</p>
Peak	<p>Site : 03CH11-HY Condition : PEAK_BE(B4)_16-24 3m HORN 9120D-HF VERTICAL RBW:1000.000KHz VBW:3000.000KHz SWT:Auto Detector : Peak Project : 811726</p>	Left blank



Band 4 5725~5850MHz
WIFI 802.11ac VHT80 (Band Edge @ 3m)

WIFI	Band 4 5725~5850MHz Band Edge @ 3m	
ANT	802.11ac VHT80 CH155 5775MHz	
3+4	Horizontal	Fundamental
<p>Peak</p>	 <p>Site : 03CH11-HY Condition : PEAK_BE(B4)_16-24 3m HORN 91200-HF HORIZONTAL Detector : Peak Project : 811726 Setting : Z1</p>	 <p>Site : 03CH11-HY Condition : PEAK(UM) 3m HORN 91200-HF HORIZONTAL Detector : Peak Project : 811726 Setting : Z1</p>
<p>Peak</p>	 <p>Site : 03CH11-HY Condition : PEAK_BE(B4)_16-24 3m HORN 91200-HF HORIZONTAL Detector : Peak Project : 811726 Setting : Z1</p>	<p align="center">Left blank</p>



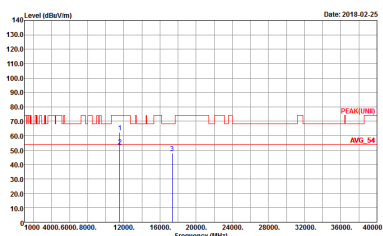
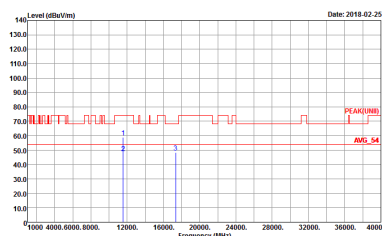
WIFI	Band 4 5725~5850MHz Band Edge @ 3m	
ANT	802.11ac VHT80 CH155 5775MHz	
3+4	Vertical	Fundamental
Peak	<p> Date: 2018-03-03 PEAK_BE(B4)_16-24 Site : 03CH11-HY Condition : PEAK_BE(B4)_16-24 3m HORN 91200-HF VERTICAL RBW:1000.000KHz VBW:3000.000KHz SWT:Auto Detector : Peak Project : 811726 Setting : Z1 </p>	<p> Date: 2018-03-03 PEAK(BE) Site : 03CH11-HY Condition : PEAK(UNII) 3m HORN 91200-HF VERTICAL RBW:1000.000KHz VBW:3000.000KHz SWT:Auto Detector : Peak Project : 811726 Setting : Z1 </p>
Peak	<p> Date: 2018-03-03 PEAK_BE(B4)_16-24 Site : 03CH11-HY Condition : PEAK_BE(B4)_16-24 3m HORN 91200-HF VERTICAL RBW:1000.000KHz VBW:3000.000KHz SWT:Auto Detector : Peak Project : 811726 Setting : Z1 </p>	Left blank



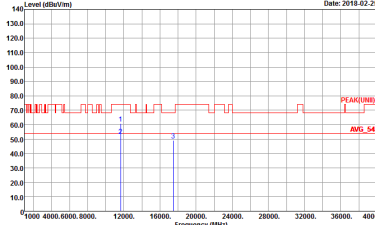
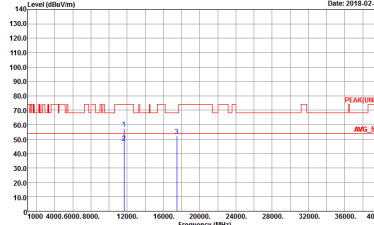
Band 4 - 5725~5850MHz
WIFI 802.11a (Harmonic @ 3m)

WIFI	Band 4 5725~5850MHz Harmonic @ 3m	
ANT	802.11a CH149 5745MHz	
3+4	Horizontal	Vertical
Peak Avg.	<p>Site : 03CH11-FY Condition : PEAK(UNII) 3m HORN 9120D-HF HORIZONTAL Detector : Peak Project : 811726 Setting : 20</p>	<p>Site : 03CH11-FY Condition : PEAK(UNII) 3m HORN 9120D-HF VERTICAL Detector : Peak Project : 811726 Setting : 20</p>



WIFI	Band 4 5725~5850MHz Harmonic @ 3m	
ANT	802.11a CH157 5785MHz	
3+4	Horizontal	Vertical
Peak Avg.	 <p>Site : 03CH11-HY Condition : PEAK(UNED) 3m HORN 9120D-HF HORIZONTAL Detector : Peak Project : 811726 Setting : 18.5</p>	 <p>Site : 03CH11-HY Condition : PEAK(UNED) 3m HORN 9120D-HF VERTICAL Detector : Peak Project : 811726 Setting : 18.5</p>



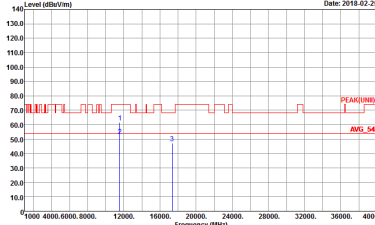
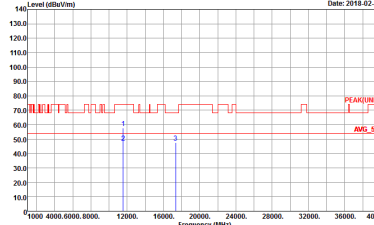
WIFI	Band 4 5725~5850MHz Harmonic @ 3m	
ANT	802.11a CH165 5825MHz	
3+4	Horizontal	Vertical
<p>Peak</p> <p>Avg.</p>	 <p>Site : 03CH11-HY Condition : PEAK(UNED) 3m HORN 9120D-HF HORIZONTAL Detector : Peak Project : 811726 Setting : 10.5</p>	 <p>Site : 03CH11-HY Condition : PEAK(UNED) 3m HORN 9120D-HF VERTICAL Detector : Peak Project : 811726 Setting : 10.5</p>



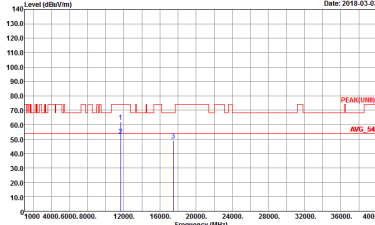
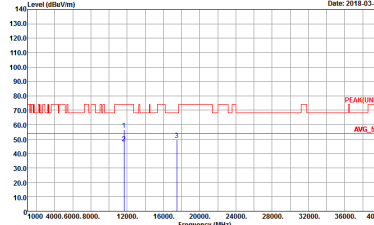
Band 4 5725~5850MHz
WIFI 802.11ac VHT20 (Harmonic @ 3m)

WIFI	Band 4 5725~5850MHz Harmonic @ 3m	
ANT	802.11ac VHT20 CH149 5745MHz	
3+4	Horizontal	Vertical
Peak Avg.	<p>Site : 03CH11-HY Condition : PEAK(UNII) 3m HORN 91200-HF HORIZONTAL Detector : Peak Project : 811726 Setting : 20</p>	<p>Site : 03CH11-HY Condition : PEAK(UNII) 3m HORN 91200-HF VERTICAL Detector : Peak Project : 811726 Setting : 20</p>



WIFI	Band 4 5725~5850MHz Harmonic @ 3m	
ANT	802.11ac VHT20 CH157 5785MHz	
3+4	Horizontal	Vertical
<p>Peak Avg.</p>	 <p>Site : 03CH11-HY Condition : PEAK(UNED) 3m HORN 9120D-HF HORIZONTAL Detector : Peak Project : 811726 Setting : 19</p>	 <p>Site : 03CH11-HY Condition : PEAK(UNED) 3m HORN 9120D-HF VERTICAL Detector : Peak Project : 811726 Setting : 19</p>



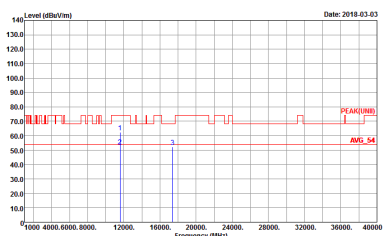
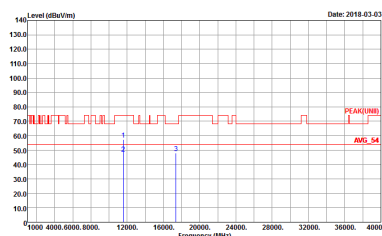
WIFI	Band 4 5725~5850MHz Harmonic @ 3m	
ANT	802.11ac VHT20 CH165 5825MHz	
3+4	Horizontal	Vertical
<p>Peak</p> <p>Avg.</p>	 <p>Site : 03CH11-HY Condition : PEAK(UNED) 3m HORN 9120D-HF HORIZONTAL Detector : Peak Project : 811726 Setting : 16.5</p>	 <p>Site : 03CH11-HY Condition : PEAK(UNED) 3m HORN 9120D-HF VERTICAL Detector : Peak Project : 811726 Setting : 16.5</p>



**Band 4 5725~5850MHz
WIFI 802.11ac VHT40 (Harmonic @ 3m)**

WIFI	Band 4 5725~5850MHz Harmonic @ 3m	
ANT	802.11ac VHT40 CH151 5755MHz	
3+4	Horizontal	Vertical
Peak Avg.	<p>Site : 03CH11-HY Condition : PEAK(UNII) 3m HORN 91200-HF HORIZONTAL Detector : Peak Project : 811726 Setting : 22.5</p>	<p>Site : 03CH11-HY Condition : PEAK(UNII) 3m HORN 91200-HF VERTICAL Detector : Peak Project : 811726 Setting : 22.5</p>



WIFI	Band 4 5725~5850MHz Harmonic @ 3m	
ANT	802.11ac VHT40 CH159 5795MHz	
3+4	Horizontal	Vertical
Peak Avg.	 <p>Site : 03CH11-HY Condition : PEAK(UNED) 3m HORN 9120D-HF HORIZONTAL Detector : Peak Project : 811726 Setting : 215</p>	 <p>Site : 03CH11-HY Condition : PEAK(UNED) 3m HORN 9120D-HF VERTICAL Detector : Peak Project : 811726 Setting : 215</p>



Band 4 5725~5850MHz
WIFI 802.11ac VHT80 (Harmonic @ 3m)

WIFI	Band 4 5725~5850MHz Harmonic @ 3m	
ANT	802.11ac VHT80 CH155 5775MHz	
3+4	Horizontal	Vertical
Peak Avg.	<p>Site : 03CH11-HY Condition : PEAK(UNII) 3m HORN 91200-HF HORIZONTAL Detector : Peak Project : 811726</p>	<p>Site : 03CH11-HY Condition : PEAK(UNII) 3m HORN 91200-HF VERTICAL Detector : Peak Project : 811726</p>



Emission below 1GHz
5GHz WIFI 802.11ac VHT40 (LF)

WIFI	5GHz 5725~5850MHz	
ANT	802.11ac VHT40 LF	
3+4	Horizontal	Vertical
QP / Peak	<p>Site : 03CH11-FY Condition : QP 3m BT-LOG 6111D-LF_ETC HORIZONTAL Detector : Peak Project : 811726</p>	<p>Site : 03CH11-FY Condition : QP 3m BT-LOG 6111D-LF_ETC VERTICAL Detector : Peak Project : 811726</p>

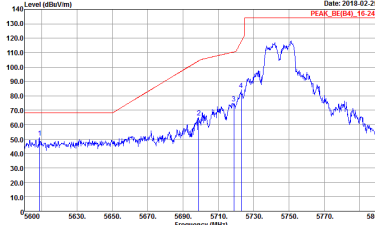
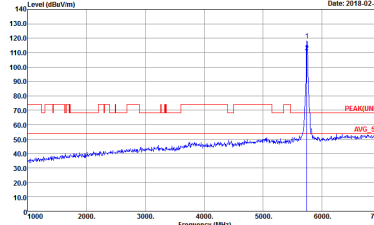


MIMO <Ant. 2+3+4>

Band 4 - 5725~5850MHz
WIFI 802.11a (Band Edge @ 3m)

WIFI	Band 4 5725~5850MHz Band Edge @ 3m	
ANT	802.11a CH149 5745MHz	
2+3+4	Horizontal	Fundamental
Peak	<p>Site : 03CH11-HY Condition : PEAK_BE(84)_16-24 3m HORN 91200-HF HORIZONTAL Detector : Peak Project : 811726 Setting : 20</p>	<p>Site : 03CH11-HY Condition : PEAK(LINII) 3m HORN 91200-HF HORIZONTAL Detector : Peak Project : 811726 Setting : 20</p>



WIFI	Band 4 5725~5850MHz Band Edge @ 3m	
ANT	802.11a CH149 5745MHz	
2+3+4	Vertical	Fundamental
Peak	 <p>Date: 2018.02.25 PEAK: 85.045, 75.241</p> <p>Site : 03CH11-HY Condition : PEAK_8E(84)_16-24 3m HORN 91200-HF VERTICAL RBW:1000.000KHz VBW:3000.000KHz SWT:Auto Detector : Peak Project : 811726 Setting : 20</p>	 <p>Date: 2018.02.25 PEAK: 85.045, 75.241</p> <p>Site : 03CH11-HY Condition : PEAK(UNII) 3m HORN 91200-HF VERTICAL RBW:1000.000KHz VBW:3000.000KHz SWT:Auto Detector : Peak Project : 811726 Setting : 20</p>

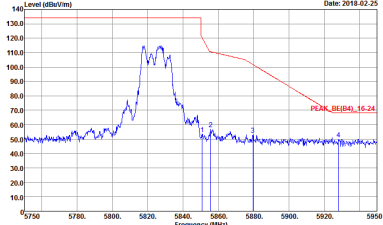
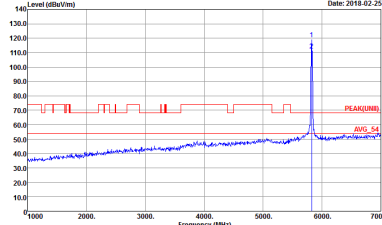


WIFI	Band 4 5725~5850MHz Band Edge @ 3m	
ANT	802.11a CH157 5785MHz	
2+3+4	Horizontal	Fundamental
Peak	<p>Site : 03CH11-HY Condition : PEAK_BE(B4)_16-24 3m HORN 9120D-HF HORIZONTAL Detector : Peak Project : 811726 Setting : 18</p>	<p>Site : 03CH11-HY Condition : PEAK(UNII) 3m HORN 9120D-HF HORIZONTAL Detector : Peak Project : 811726 Setting : 18</p>
Peak	<p>Site : 03CH11-HY Condition : PEAK_BE(B4)_16-24 3m HORN 9120D-HF HORIZONTAL Detector : Peak Project : 811726 Setting : 18</p>	Left blank



WIFI	Band 4 5725~5850MHz Band Edge @ 3m	
ANT	802.11a CH157 5785MHz	
2+3+4	Vertical	Fundamental
Peak	<p>Site : 03CH11-HY Condition : PEAK_BE(B4)_16-24 3m HORN 9120D-HF VERTICAL Detector : Peak Project : 811726 Setting : 18</p>	<p>Site : 03CH11-HY Condition : PEAK(UNII) 3m HORN 9120D-HF VERTICAL Detector : Peak Project : 811726 Setting : 18</p>
Peak	<p>Site : 03CH11-HY Condition : PEAK_BE(B4)_16-24 3m HORN 9120D-HF VERTICAL Detector : Peak Project : 811726 Setting : 18</p>	Left blank



WIFI	Band 4 5725~5850MHz Band Edge @ 3m	
ANT	802.11a CH165 5825MHz	
2+3+4	Horizontal	Fundamental
Peak	 <p> Site : 03CH11-HY Condition : PEAK_BE(B4)_16-24 3m HORN 91200-HF HORIZONTAL Detector : Peak Project : 811726 Setting : 16.5 </p>	 <p> Site : 03CH11-HY Condition : PEAK(UNI) 3m HORN 91200-HF HORIZONTAL Detector : Peak Project : 811726 Setting : 16.5 </p>



WIFI	Band 4 5725~5850MHz Band Edge @ 3m	
ANT	802.11a CH165 5825MHz	
2+3+4	Vertical	Fundamental
Peak	<p>Site : 03CH11-HY Condition : PEAK_BE(B4)_16-24 3m HORN 9120D-HF VERTICAL RBW:1000.000KHz VBW:3000.000KHz SWT:Auto Detector : Peak Project : 811726 Setting : 16.5</p>	<p>Site : 03CH11-HY Condition : PEAK(UNII) 3m HORN 9120D-HF VERTICAL RBW:1000.000KHz VBW:3000.000KHz SWT:Auto Detector : Peak Project : 811726 Setting : 16.5</p>



**Band 4 5725~5850MHz
WIFI 802.11ac VHT20 (Band Edge @ 3m)**

WIFI	Band 4 5725~5850MHz Band Edge @ 3m	
ANT	802.11ac VHT20 CH149 5745MHz	
2+3+4	Horizontal	Fundamental
Peak	<p> Site : 03CH11-HY Condition : PEAK_BE(B4)_16-24 3m HORN 91200-HF HORIZONTAL Detector : Peak Project : 811726 Setting : 20 </p>	<p> Site : 03CH11-HY Condition : PEAK(UM) 3m HORN 91200-HF HORIZONTAL Detector : Peak Project : 811726 Setting : 20 </p>



WIFI	Band 4 5725~5850MHz Band Edge @ 3m	
ANT	802.11ac VHT20 CH149 5745MHz	
2+3+4	Vertical	Fundamental
Peak Avg.	<p> Date: 2018.02.25 PEAK: 125.24 </p> <p> Site : 03CH11-HY Condition : PEAK_BE(84)_16-24 3m HORN 91200-HF VERTICAL RBW:1000.000KHz VBW:3000.000KHz SWT:Auto Detector : Peak Project : 811726 Setting : 20 </p>	<p> Date: 2018.02.25 PEAK: 125.24 </p> <p> Site : 03CH11-HY Condition : PEAK(UNII) 3m HORN 91200-HF VERTICAL RBW:1000.000KHz VBW:3000.000KHz SWT:Auto Detector : Peak Project : 811726 Setting : 20 </p>

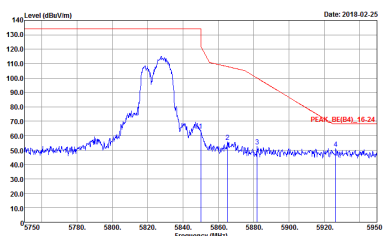
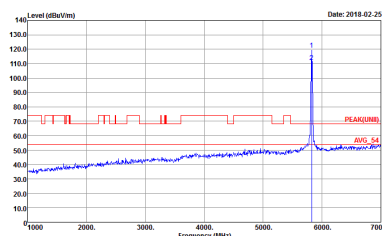


WIFI	Band 4 5725~5850MHz Band Edge @ 3m	
ANT	802.11ac VHT20 CH157 5785MHz	
2+3+4	Horizontal	Fundamental
Peak	<p>Site : 03CH11-HY Condition : PEAK_BE(B4)_16-24 3m HORN 9120D-HF HORIZONTAL Detector : Peak Project : 811726 Setting : 18.5</p>	<p>Site : 03CH11-HY Condition : PEAK(UNII) 3m HORN 9120D-HF HORIZONTAL Detector : Peak Project : 811726 Setting : 18.5</p>
Peak	<p>Site : 03CH11-HY Condition : PEAK_BE(B4)_16-24 3m HORN 9120D-HF HORIZONTAL Detector : Peak Project : 811726 Setting : 18.5</p>	Left blank



WIFI	Band 4 5725-5850MHz Band Edge @ 3m	
ANT	802.11ac VHT20 CH157 5785MHz	
2+3+4	Vertical	Fundamental
Peak	<p>Site : 03CH11-HY Condition : PEAK_BE(B4)_16-24 3m HORN 91200-HF VERTICAL Detector : Peak Project : 811726 Setting : 18.5</p>	<p>Site : 03CH11-HY Condition : PEAK(UNII) 3m HORN 91200-HF VERTICAL Detector : Peak Project : 811726 Setting : 18.5</p>
Peak	<p>Site : 03CH11-HY Condition : PEAK_BE(B4)_16-24 3m HORN 91200-HF VERTICAL Detector : Peak Project : 811726 Setting : 18.5</p>	Left blank



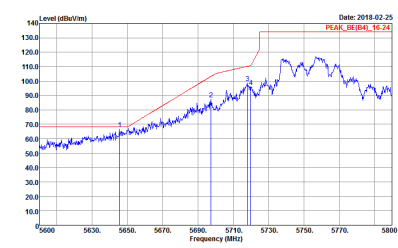
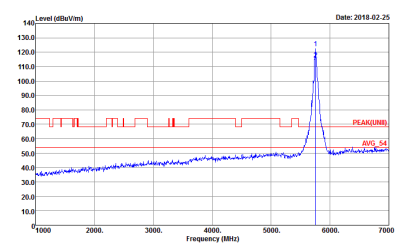
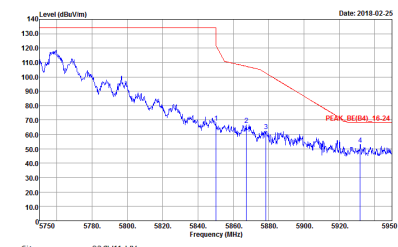
WIFI	Band 4 5725~5850MHz Band Edge @ 3m	
ANT	802.11ac VHT20 CH165 5825MHz	
2+3+4	Horizontal	Fundamental
Peak	 <p>Site : 03CH11-HY Condition : PEAK_BE(B4)_16-24 3m HORN 9120D-HF HORIZONTAL Detector : Peak Project : 811726 Setting : 17</p>	 <p>Site : 03CH11-HY Condition : PEAK(UNII) 3m HORN 9120D-HF HORIZONTAL Detector : Peak Project : 811726 Setting : 17</p>



WIFI	Band 4 5725~5850MHz Band Edge @ 3m	
ANT	802.11ac VHT20 CH165 5825MHz	
2+3+4	Vertical	Fundamental
Peak Avg.	<p>Site : 03CH11-HY Condition : PEAK_BE(B4)_16-24 3m HORN 9120D-HF VERTICAL Detector : Peak Project : 811726 Setting : 17</p>	<p>Site : 03CH11-HY Condition : PEAK(UNII) 3m HORN 9120D-HF VERTICAL Detector : Peak Project : 811726 Setting : 17</p>



Band 4 5725~5850MHz
WIFI 802.11ac VHT40 (Band Edge @ 3m)

WIFI	Band 4 5725~5850MHz Band Edge @ 3m	
ANT	802.11ac VHT40 CH151 5755MHz	
2+3+4	Horizontal	Fundamental
Peak	 <p>Site : 03CH11-HY Condition : PEAK_BE(B4)_16-24 3m HORN 91200-HF HORIZONTAL RBW:1000.000KHz VBW:3000.000KHz SWT:Auto Detector : Peak Project : 811726 Setting : Z3</p>	 <p>Site : 03CH11-HY Condition : PEAK(UM) 3m HORN 91200-HF HORIZONTAL RBW:1000.000KHz VBW:3000.000KHz SWT:Auto Detector : Peak Project : 811726 Setting : Z3</p>
Peak	 <p>Site : 03CH11-HY Condition : PEAK_BE(B4)_16-24 3m HORN 91200-HF HORIZONTAL RBW:1000.000KHz VBW:3000.000KHz SWT:Auto Detector : Peak Project : 811726 Setting : Z3</p>	Left blank

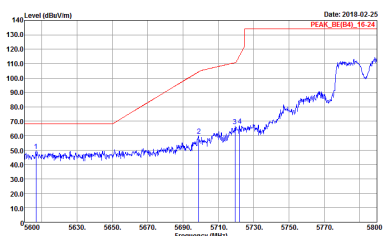
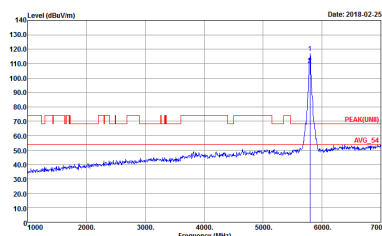
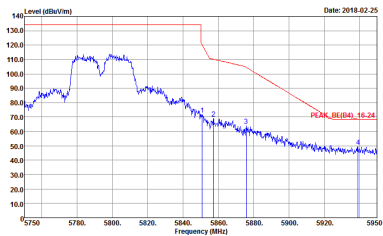


WIFI	Band 4 5725~5850MHz Band Edge @ 3m	
ANT	802.11ac VHT40 CH151 5755MHz	
2+3+4	Vertical	Fundamental
Peak	<p>Site : 03CH11-HY Condition : PEAK_BE(B4)_16-24 3m HORN 9120D-HF VERTICAL Detector : Peak Project : 811726 Setting : 23</p>	<p>Site : 03CH11-HY Condition : PEAK(UNII) 3m HORN 9120D-HF VERTICAL Detector : Peak Project : 811726 Setting : 23</p>
Peak	<p>Site : 03CH11-HY Condition : PEAK_BE(B4)_16-24 3m HORN 9120D-HF VERTICAL Detector : Peak Project : 811726 Setting : 23</p>	Left blank



WIFI	Band 4 5725~5850MHz Band Edge @ 3m	
ANT	802.11ac VHT40 CH159 5795MHz	
2+3+4	Horizontal	Fundamental
Peak	<p>Site : 03CH11-HY Condition : PEAK_BE(04)_16-24 3m HORN 91200-HF HORIZONTAL Detector : Peak Project : B11726 Setting : Z1</p>	WLAN_11ac40_Ch159_BE_002
Peak	WLAN_11ac40_Ch159_BE_003	Left blank



WIFI	Band 4 5725-5850MHz Band Edge @ 3m	
ANT	802.11ac VHT40 CH159 5795MHz	
2+3+4	Vertical	Fundamental
<p>Peak</p>	 <p>Site : 03CH11-HY Condition : PEAK_BE(84)_16-24 3m HORN 91200-HF VERTICAL RBW:1000.000KHz VBW:3000.000KHz SWT:Auto Detector : Peak Project : 811726 Setting : Z1</p>	 <p>Site : 03CH11-HY Condition : PEAK(UNII) 3m HORN 91200-HF VERTICAL RBW:1000.000KHz VBW:3000.000KHz SWT:Auto Detector : Peak Project : 811726 Setting : Z1</p>
<p>Peak</p>	 <p>Site : 03CH11-HY Condition : PEAK_BE(84)_16-24 3m HORN 91200-HF VERTICAL RBW:1000.000KHz VBW:3000.000KHz SWT:Auto Detector : Peak Project : 811726 Setting : Z1</p>	<p>Left blank</p>