



SuperPod™

Plume Instruction Manual

Welcome to Plume Adaptive WiFi!

This short informative guide will familiarize you with the Plume Pod(s) setup. Additional help is available on Plume's Pod "How it works" website at <https://www.plumewifi.com/how-it-works> and/or <https://support.plumewifi.com/hc/en-us>

Getting Started

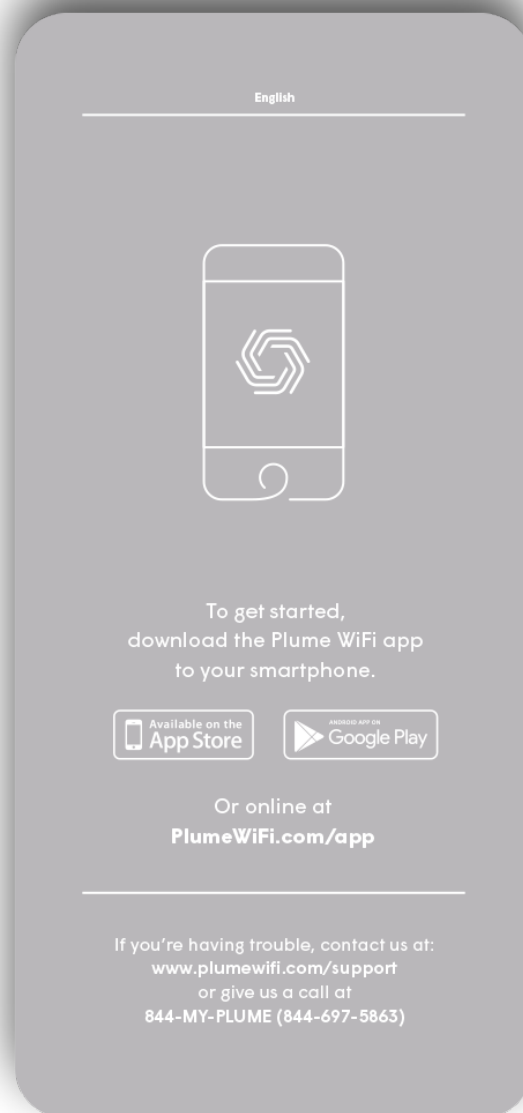
Before you use the Pod, please download the Plume WiFi app to your smartphone and follow the in-app 2-minute setup guide.

The Plume WiFi app can be downloaded on:

- App Store - iOS
- Google Play - Android

or

- our website www.plumewifi.com/app



If you are having trouble, please contact us at: www.plumewifi.com/support or give us a call at 844-MY-PLUME(844-697-5863).

1. Once the Plume WiFi is downloaded and successfully installed.
 - TAP “set up Plume WiFi” from the landing page

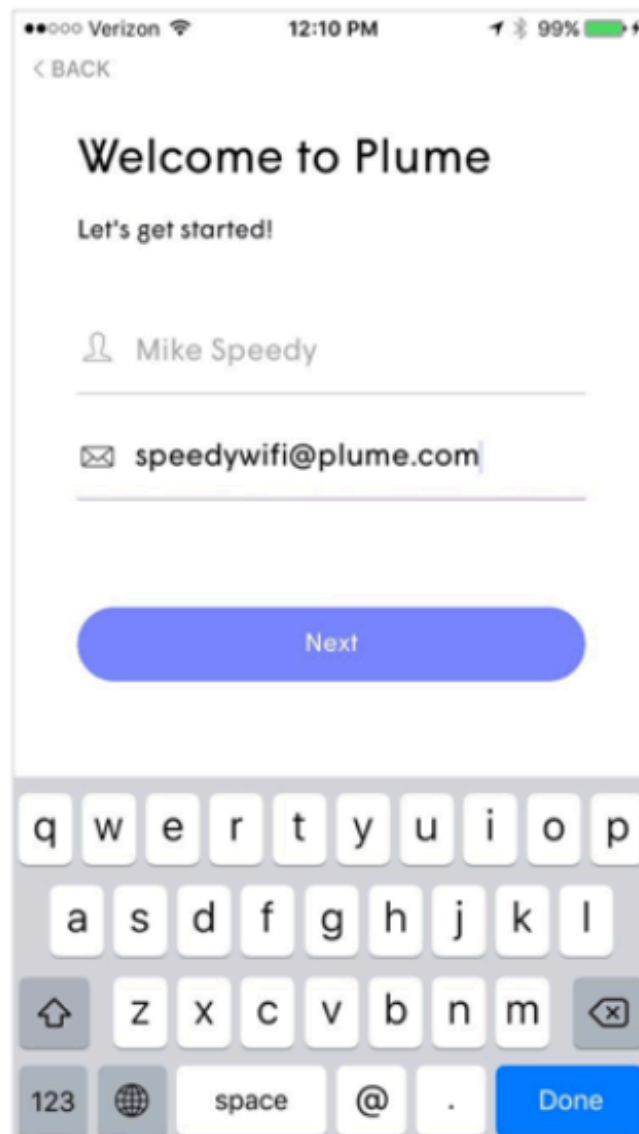
The Plume app guides you through elegant and secure account creation

TAP “Set up Plume WiFi” from the landing page



Step 2

Create your account: Enter your name and password and TAP "Next."



The screenshot shows the Plume app's account creation screen. At the top, the status bar displays "Verizon", "12:10 PM", and "99%" battery. Below the status bar is a "< BACK" link. The main heading is "Welcome to Plume" in a large, bold font, followed by the sub-heading "Let's get started!". There are two input fields: the first contains the name "Mike Speedy" and the second contains the email address "speedywifi@plume.com". Below the input fields is a prominent blue button labeled "Next". At the bottom of the screen, a standard iOS keyboard is visible, with the "Done" button highlighted in blue.

Step 3

Tap **“Open Mail app”** to verify your email address



Step 4

Power cycle your modem by unplugging it and plugging it back in. Tap **Next.**



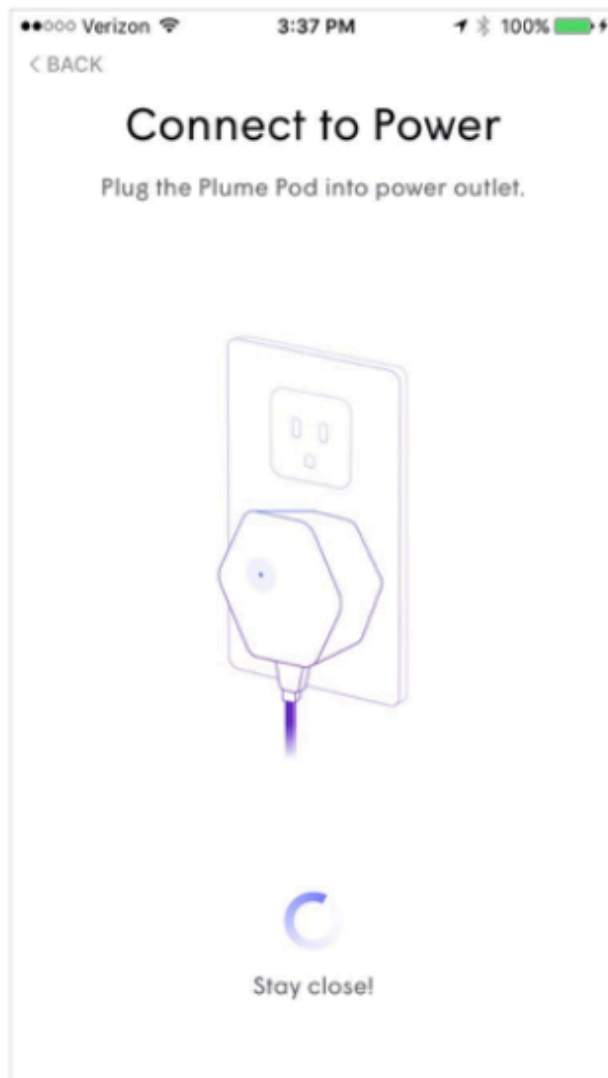
Step 5

Using the supplied Ethernet cable, connect a Plume Pod to your modem and tap "Next."



Step 6

Plug your Pod into an outlet



Step 7

Personalize your WiFi by selecting your name and password

Verizon LTE 3:06 PM 75%

Personalize your WiFi

Your Plume WiFi is ready to kick off!

Choose WiFi Name

Plume Andromeda

Choose Password

plumewifi weak

Minimum of 8 characters

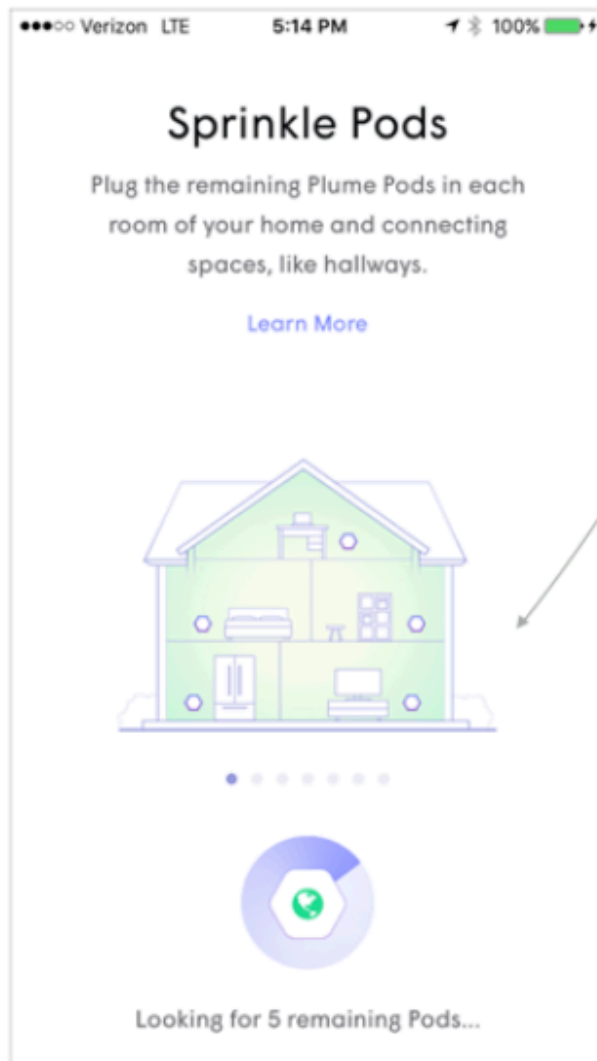
Next

q w e r t y u i o p
a s d f g h j k l
z x c v b n m
123 space Done

Simply tap “Next” to set your Plume network

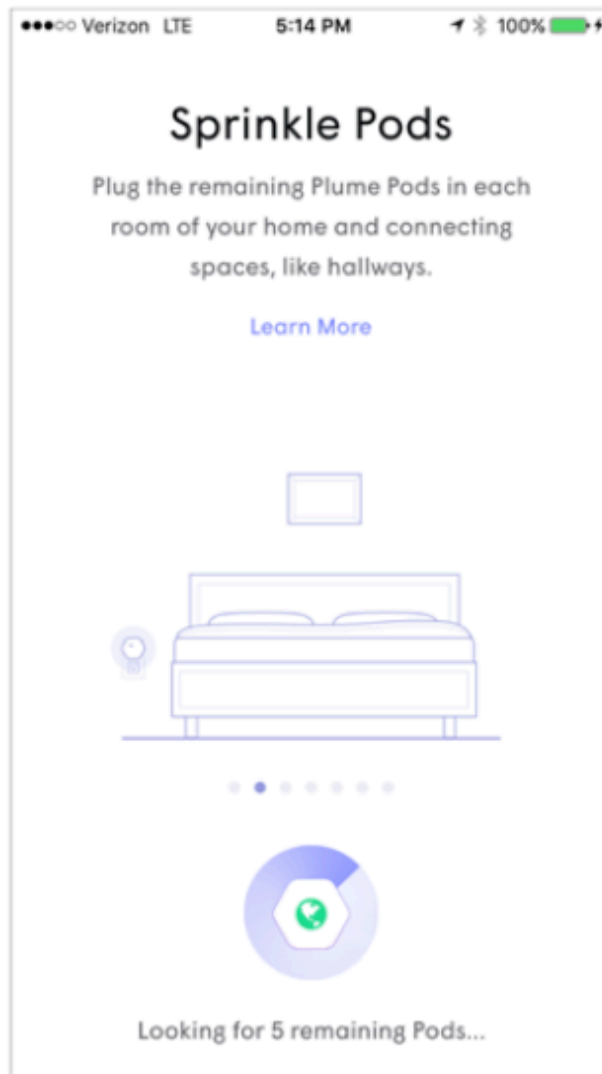
Step 8

SWIPE left/right to paginate through
“Sprinkle Pods” pages



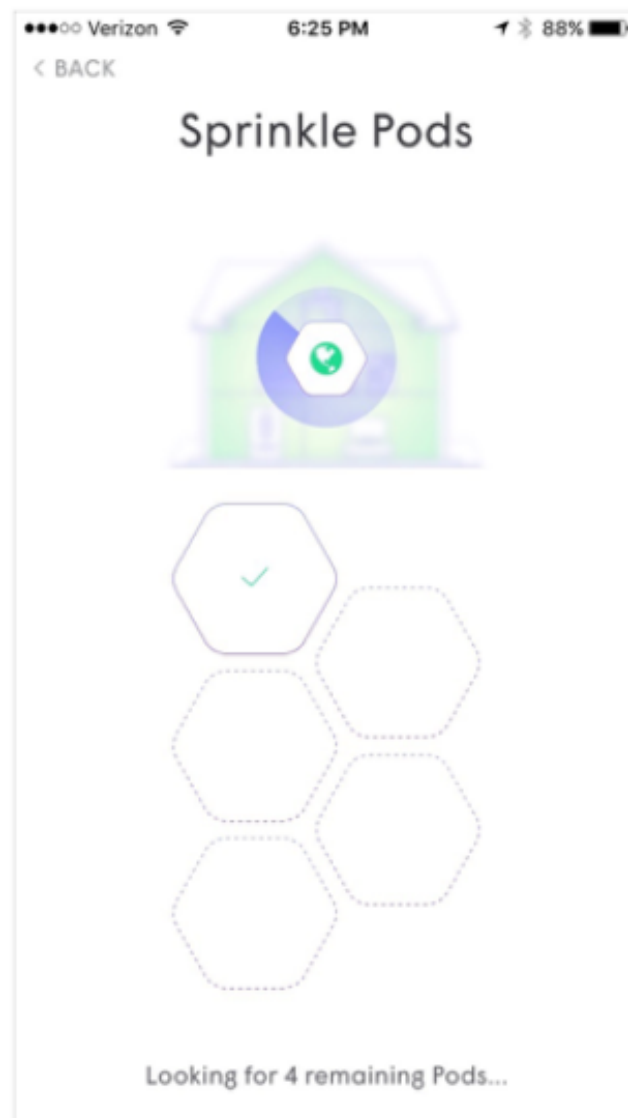
Step 9

The Plume app will automatically advance once a second Pod is detected



Step 10

Continue adding Pods to your network; the Plume app immediately gives you feedback when a new Pod is recognized.



Compliance

LEGAL

- Terms of use, privacy policy and terms of sale can be found at: www.plumewifi.com/legal
- Regulatory compliance information, including EU and FCC Declaration of Conformity can be found at: www.plumewifi.com/regulatory

SAFETY

- ALWAYS READ THE ONLINE USER MANUAL BEFORE SET UP OR USE.
- IT IS YOUR RESPONSIBILITY TO FAMILIARIZE YOURSELF WITH THE ONLINE USER MANUAL AND WARNINGS, AND TO USE THE DEVICE PROPERLY.
- To prevent fire or electric shock hazard, keep away from rain or moisture. Clean only with a clean, dry cloth.
- Do not connect the plug into an extension cord, receptacle, or other outlet unless the plug can be fully inserted with no part of the blades exposed.
- The socket-outlet shall be installed near the equipment and shall be easily accessible.
- Do not cover the device or block the airflow to the device. Do not expose device to temperatures below freezing or above 104°F.
- Device may contain small parts and be otherwise hazardous to children. Keep out of reach of children.
- If the device malfunctions or fails to perform as expected, stop using it immediately.
- This device complies with part 15 of the FCC Rules. Operation is subject to the following two conditions: (1) This device may not cause harmful interference, and (2) this device must accept any interference received, including interference that may cause undesired operation.
- This device complies with Industry Canada license-exempt RSS standard(s). Operation is subject to the following two conditions: (1) this device may not cause interference, and (2) this device must accept any interference, including interference that may cause undesired operation of the device.

Product Information

FCC Regulations:

This device complies with part 15 of the FCC Rules. Operation is subject to the following two conditions: (1) This device may not cause harmful interference, and (2) this device must accept any interference received, including interference that may cause undesired operation.

Changes or modifications not expressly approved by the party responsible for compliance could void the user's authority to operate the equipment.

This equipment has been tested and found to comply with the limits for a Class B digital device, pursuant to part 15 of the FCC Rules. These limits are designed to provide reasonable protection against harmful interference in a residential installation. This equipment generates, uses and can radiate radio frequency energy and, if not installed and used in accordance with the instructions, may cause harmful interference to radio communications. However, there is no guarantee that interference will not occur in a particular installation. If this equipment does cause harmful interference to radio or television reception, which can be determined by turning the equipment off and on, the user is encouraged to try to correct the interference by one or more of the following measures:

- Reorient or relocate the receiving antenna.
- Increase the separation between the equipment and receiver.
- Connect the equipment into an outlet on a circuit different from that to which the receiver is connected.
- Consult the dealer or an experienced radio/TV technician for help.

Any modifications not expressly approved by the party responsible for compliance could void the user's authority to operate this equipment.

The device for operation in the band 5150–5250 MHz is only for indoor use to reduce the potential for harmful interference to co-channel mobile satellite systems;

FCC RF Exposure Compliance

This equipment complies with radio frequency (RF) exposure limits adopted by the Federal Communications Commission for an uncontrolled environment. This equipment should be installed and operated to ensure a minimum of 20 cm spacing to any person at all times. Your Plume Pod information is on file with FCC and can be found on FCC website <http://www.fcc.gov/oet/ea/> by searching the FCC ID on the device, which can be found on the bottom of the Plume Pod.

ISED Regulations:

This device complies with ISED applicable licence-exempt RSSs. Operation is subject to the following two conditions:

- (1) This device may not cause interference; and
- (2) This device must accept any interference, including interference that may cause undesired operation of the device.

Cet appareil est conforme aux normes RSS pour les dispositifs exempts de licence d'ISED. Son fonctionnement est soumis aux deux conditions suivantes :

- (1) cet appareil ne doit pas provoquer de brouillage préjudiciable, et
- (2) il doit accepter tout brouillage reçu, y compris le brouillage pouvant entraîner un mauvais fonctionnement.

CAN ICES-3(B)/NMB-3(B)

The device could automatically discontinue transmission in case of absence of information to transmit, or operational failure. Note that this is not intended to prohibit transmission of control or signaling information or the use of repetitive codes where required by the technology.

The device for operation in the band 5150–5250 MHz is only for indoor use to reduce the potential for harmful interference to co-channel mobile satellite systems;

In addition, high-power radars are allocated as primary users (i.e. priority users) of the bands 5250–5350 MHz and 5650–5850 MHz and that these radars could cause interference and/or damage to LE-LAN devices.

ISED RF Exposure Compliance

This equipment complies with ISED RF exposure limits set forth for an uncontrolled environment. This equipment should be installed and operated to ensure a minimum of 20 cm spacing to any person at all times.

Déclaration d'exposition aux radiations:

Cet équipement est conforme aux limites d'exposition aux rayonnements ISED établies pour un environnement non contrôlé. Cet équipement doit être installé et utilisé pour assurer un minimum de 20 cm espacement à toute personne en tout temps.