


Appendix E. Setup Photographs


<Conducted Emission>




<Radiated Emission>

Z Plane for CDD/ Beamforming Modes with Antenna 1+2

LF




HF



X Plane for Antenna 1

LF



HF

