


## Appendix E. Setup Photographs

### <Conducted Emission>


#### Mode 2



<Radiated Emission>

Y Plane for Ant. 1

LF




HF



Z Plane for Ant. 1+2

LF



HF

