



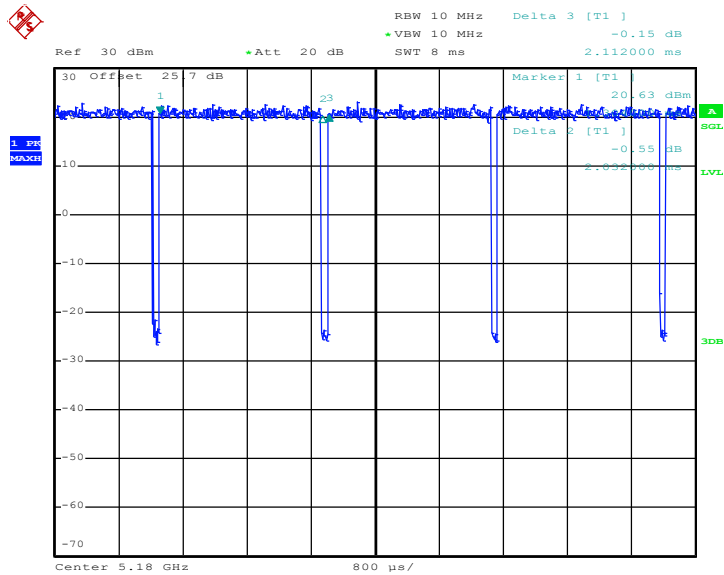
Appendix D. Duty Cycle Plots

Antenna	Band	Duty Cycle(%)	T(us)	1/T(kHz)	VBW Setting
1+2	802.11a for Ant 1	96.212	2032	0.492125984	1kHz
1+2	802.11a for Ant 2	95.283	2032	0.492125984	
1+2	5GHz 802.11n HT20 for Ant 1	92.381	970	1.030927835	3kHz
1+2	5GHz 802.11n HT20 for Ant 2	92.381	960	1.041666667	
1+2	5GHz 802.11n HT40 for Ant 1	87.77	484	2.066115703	
1+2	5GHz 802.11n HT40 for Ant 2	87.05	484	2.066115703	
1+2	5GHz 802.11ac VHT80 for Ant 1	87.023	452	2.212389381	
1+2	5GHz 802.11ac VHT80 for Ant 2	85.283	456	2.192982456	



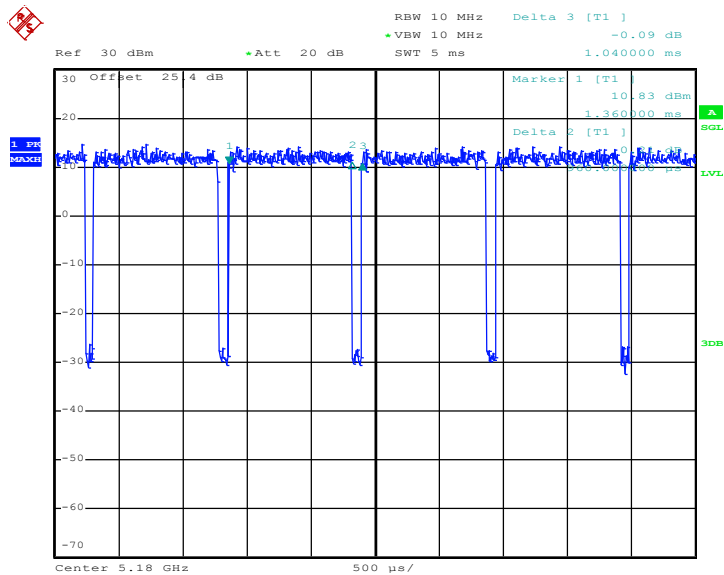
MIMO <Ant. 1+2(1)>

802.11a



Date: 4.OCT.2016 21:56:51

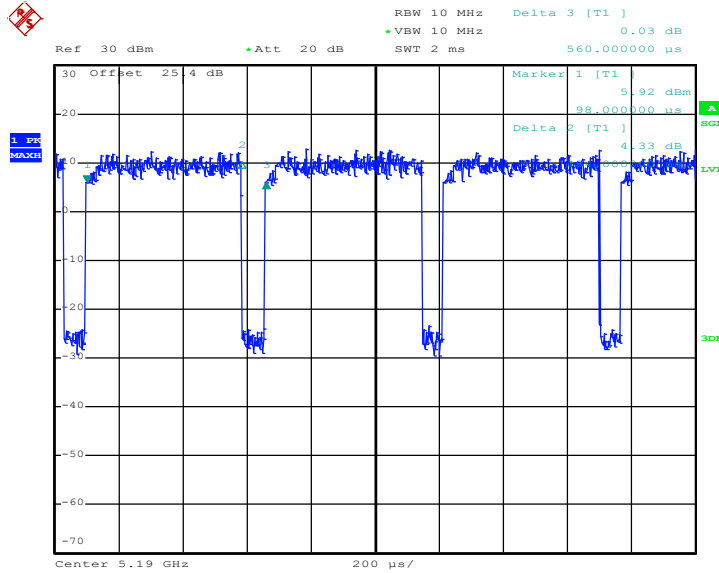
802.11n HT20



Date: 7.OCT.2016 15:38:26

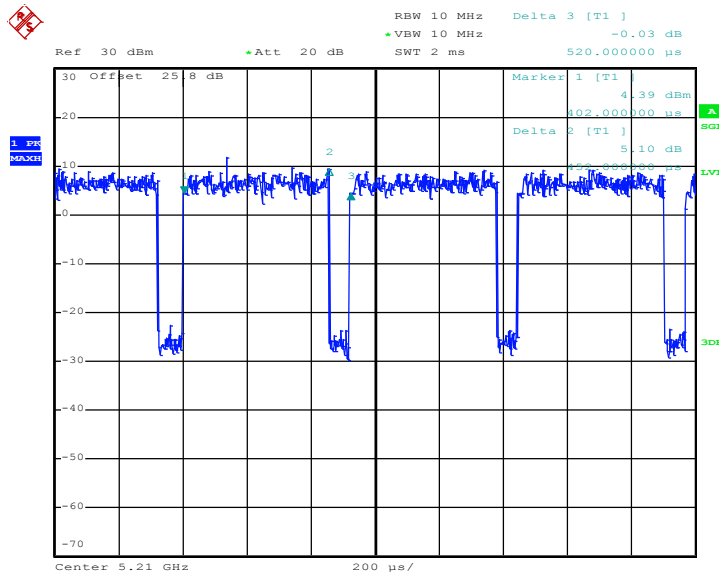


802.11n HT40



Date: 5.OCT.2016 09:55:05

802.11ac VHT80

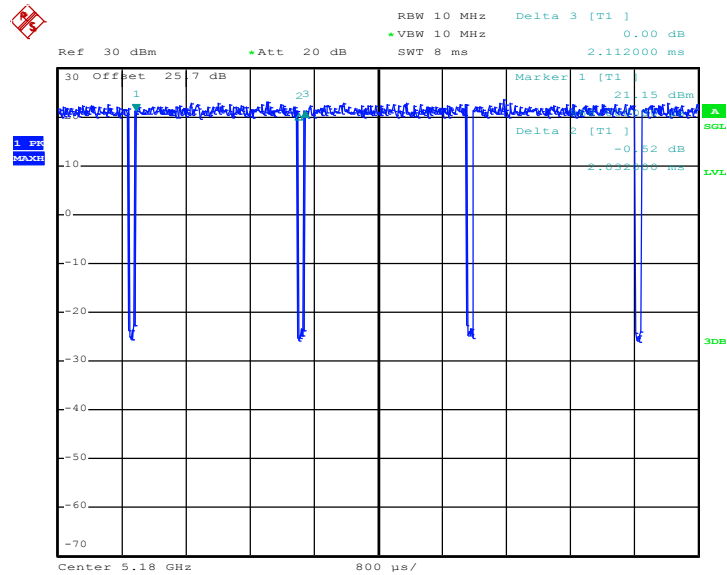


Date: 4.OCT.2016 23:01:18



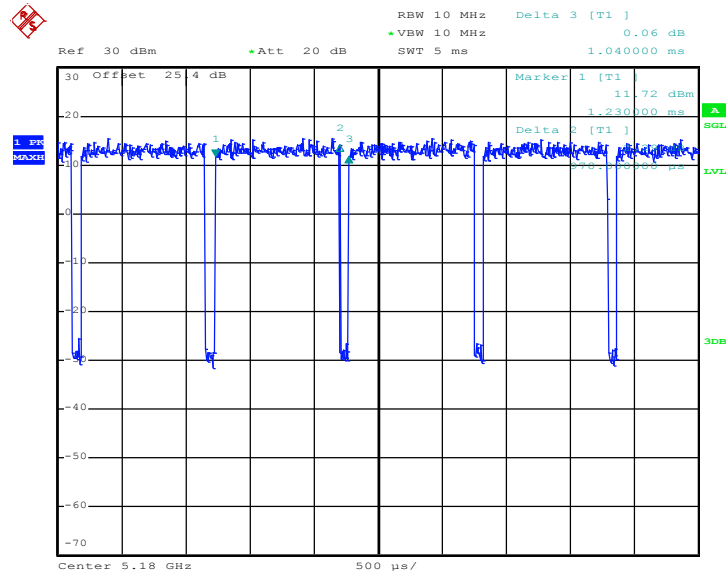
MIMO <Ant. 1+2(2)>

802.11a



Date: 4.OCT.2016 21:57:30

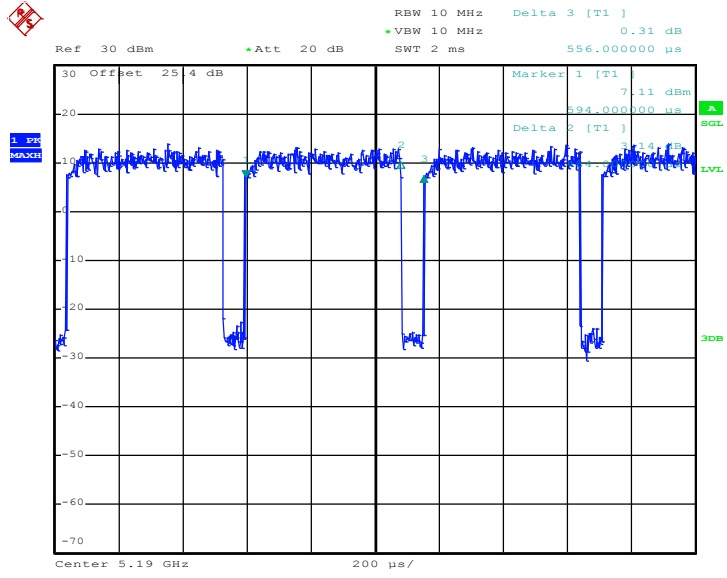
802.11n HT20



Date: 7.OCT.2016 15:39:55

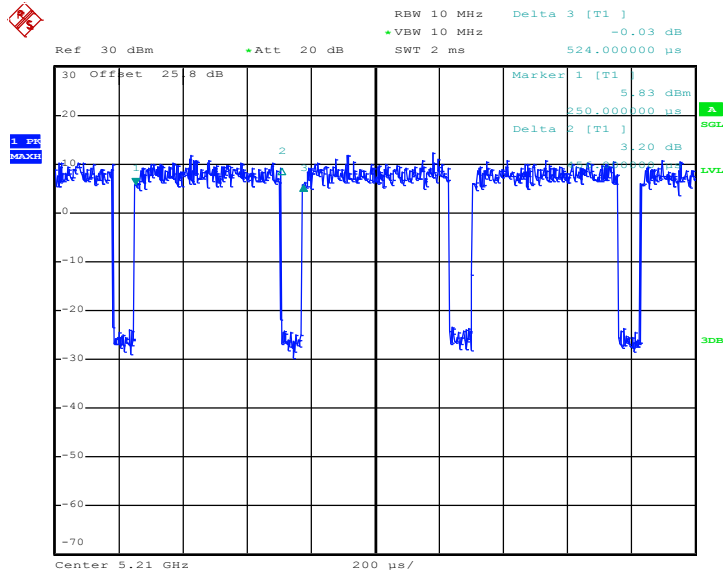


802.11n HT40



Date: 5.OCT.2016 09:55:46

802.11ac VHT80



Date: 4.OCT.2016 23:02:06