



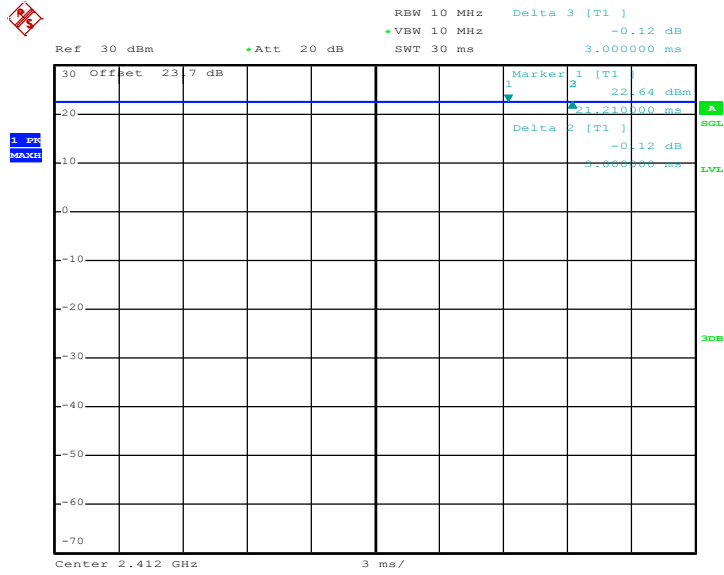
Appendix C. Duty Cycle Plots

Antenna	Band	Duty Cycle(%)	T(us)	1/T(kHz)	VBW Setting
1+2	802.11b for Ant 1	100.00	-	-	10Hz
1+2	802.11b for Ant 2	100.00	-	-	
1+2	802.11g for Ant 1	97.12	2020	0.50	1kHz
1+2	802.11g for Ant 2	97.12	2020	0.50	
1+2	2.4GHz 802.11n HT20 for Ant 1	94.12	960	1.04	3kHz
1+2	2.4GHz 802.11n HT20 for Ant 2	95.10	970	1.03	
1+2	2.4GHz 802.11n HT40 for Ant 1	91.67	484	2.07	
1+2	2.4GHz 802.11n HT40 for Ant 2	92.42	488	2.05	



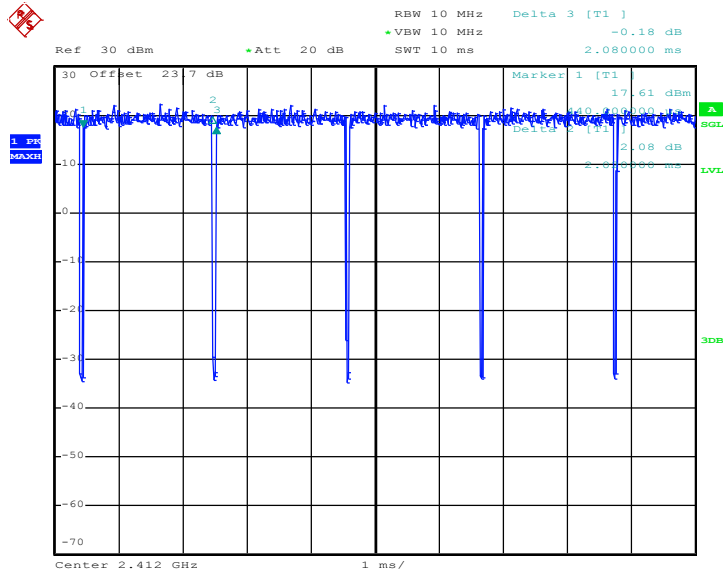
MIMO <Ant. 1+2(1)>

802.11b



Date: 4.OCT.2016 20:47:49

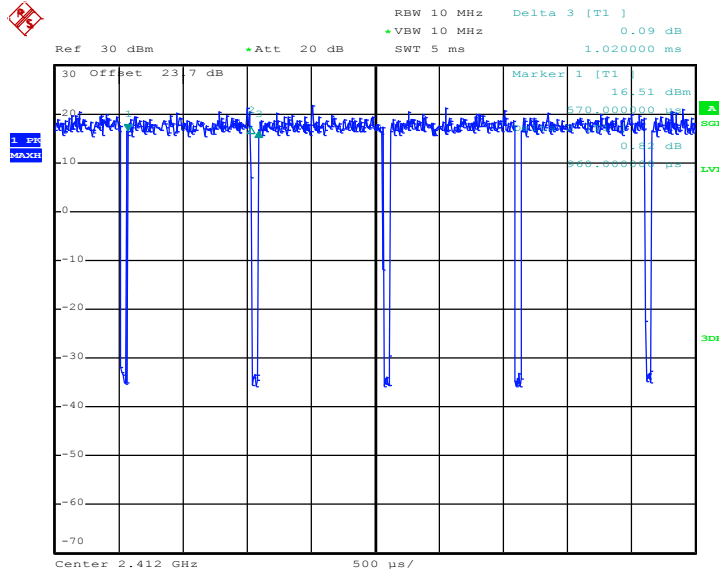
802.11g



Date: 4.OCT.2016 20:54:06

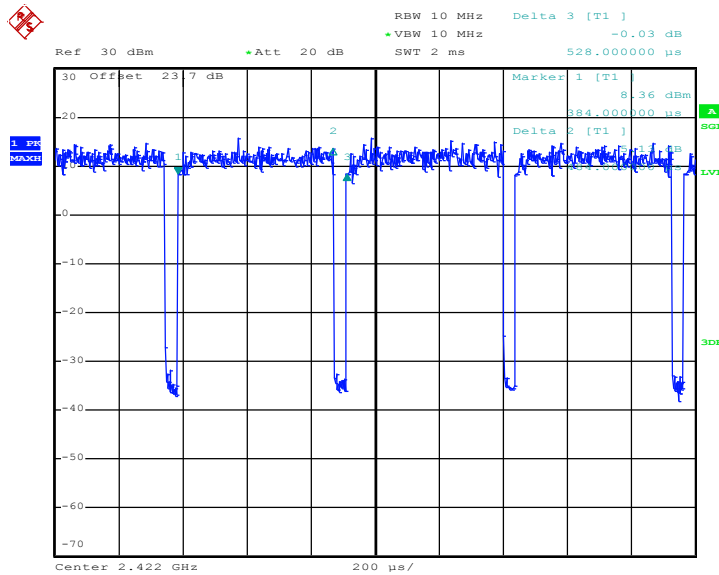


802.11n HT20



Date: 4.OCT.2016 23:11:59

802.11n HT40

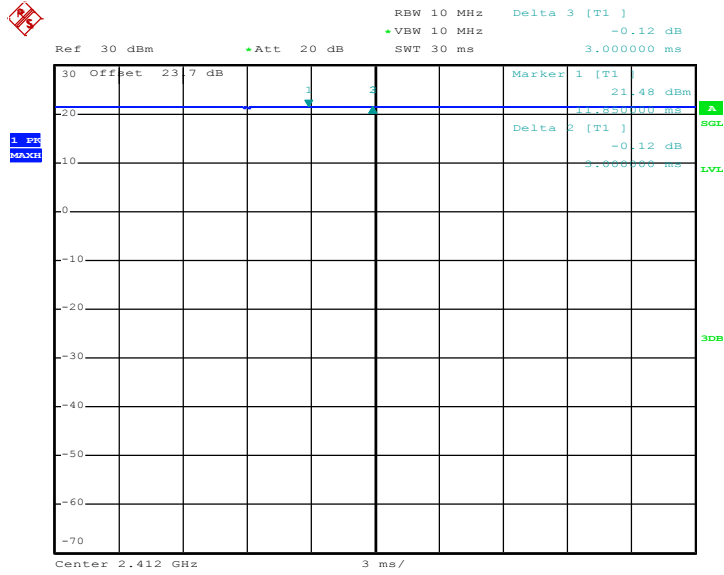


Date: 4.OCT.2016 23:14:15



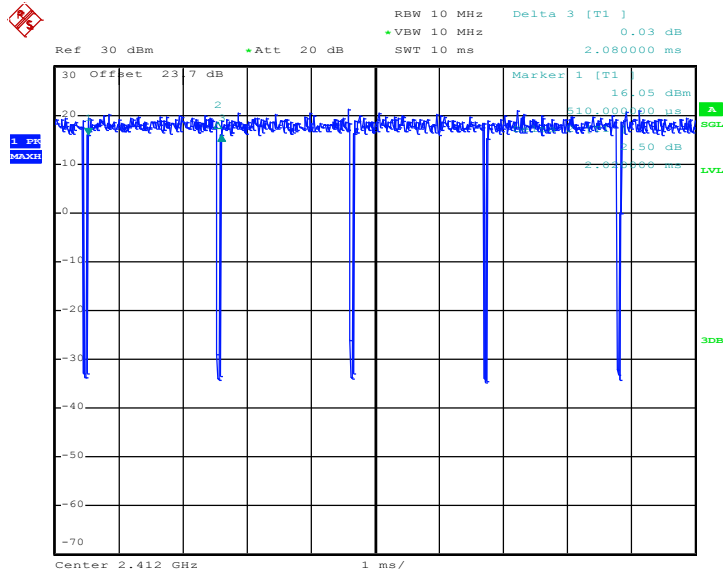
MIMO <Ant. 1+2(2)>

802.11b



Date: 4.OCT.2016 20:46:54

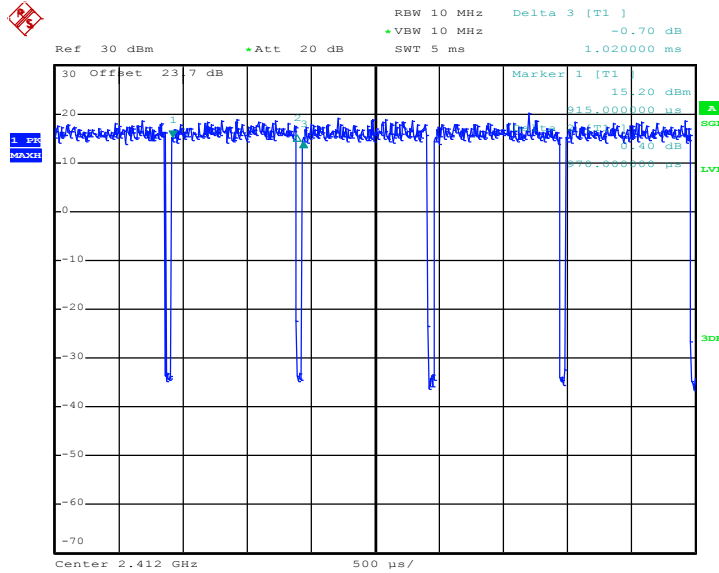
802.11g



Date: 4.OCT.2016 20:54:42

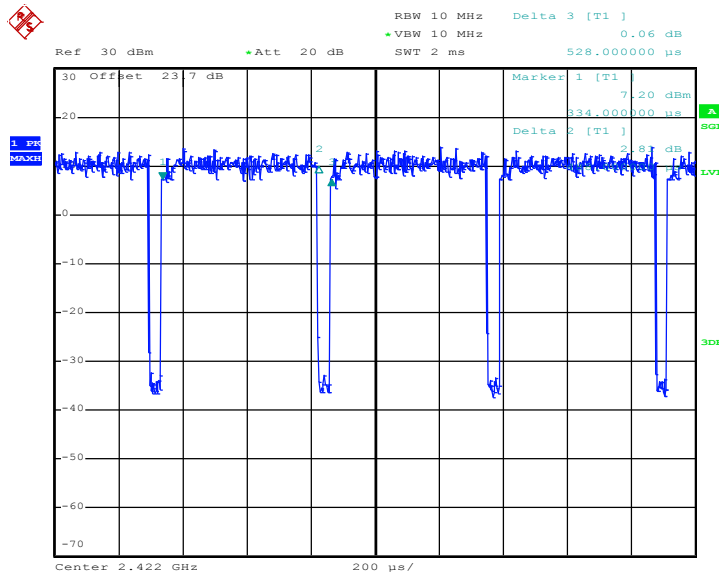


802.11n HT20



Date: 4.OCT.2016 23:12:42

802.11n HT40



Date: 4.OCT.2016 23:14:41