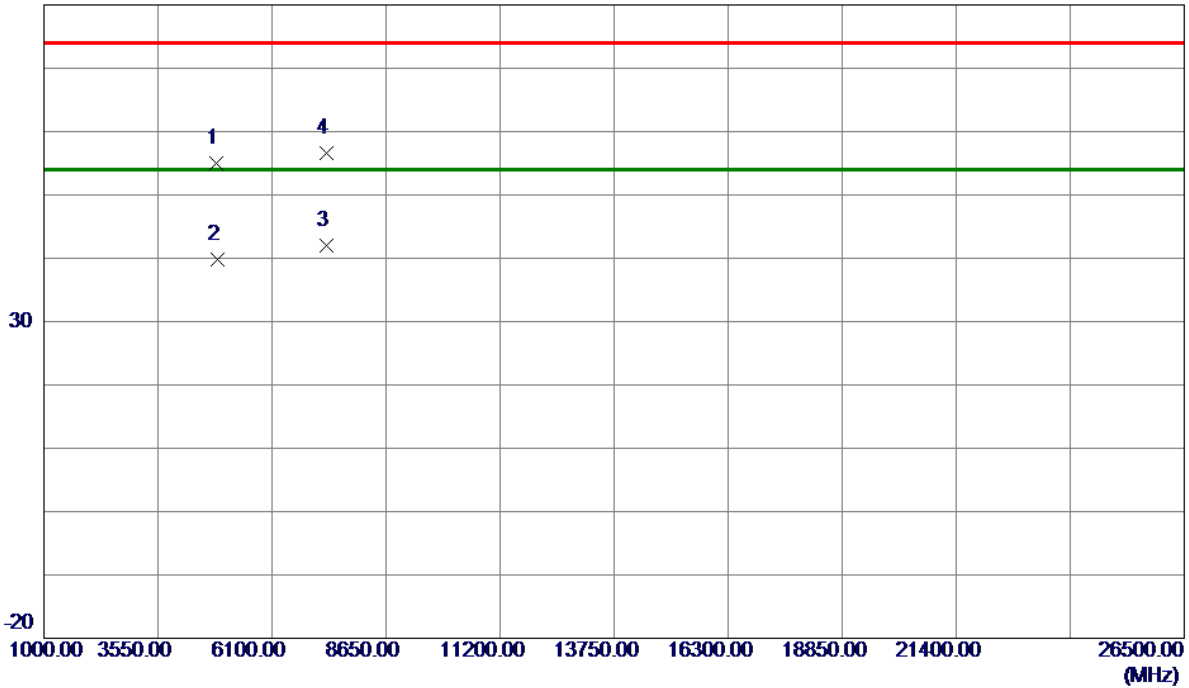


Test Mode: TX N-40M Mode 2437 MHz

Horizontal

80 dBuV/m



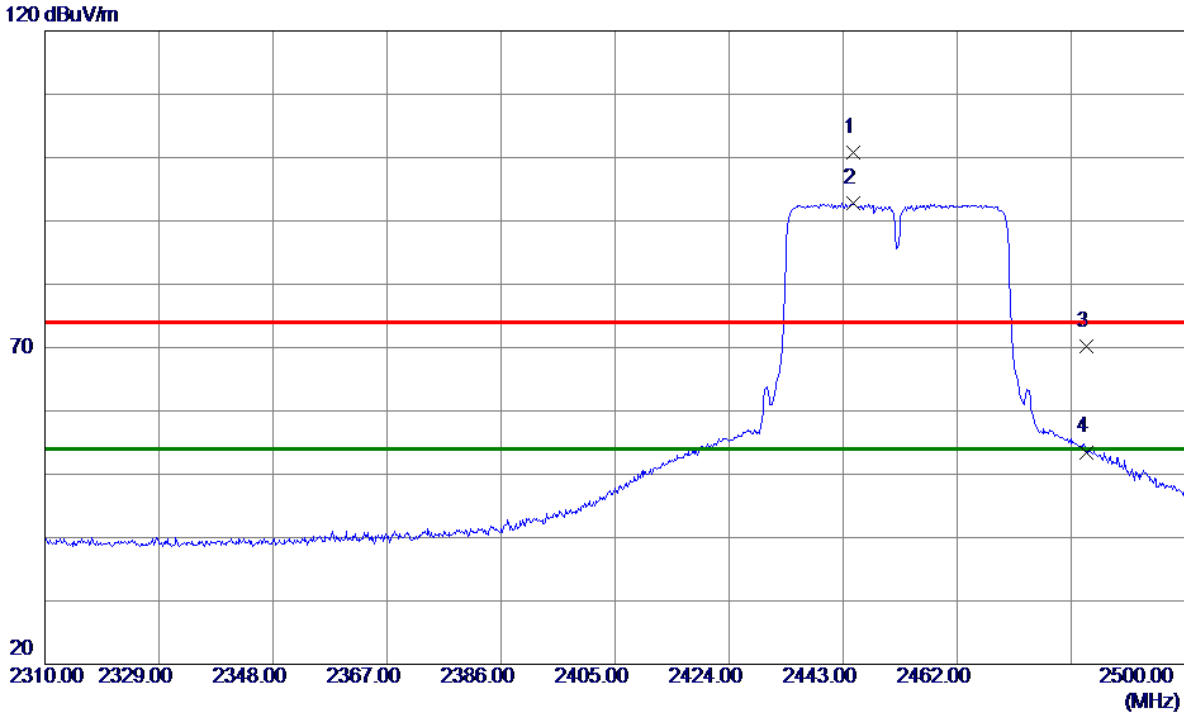
No.	Freq. MHz	Reading Level dBuV/m	Correct Factor dB	Measure ment dBuV/m	Limit dBuV/m	Margin dB	Detector	Comment
1	4854.7200	65.84	-10.84	55.00	74.00	-19.00	Peak	
2	4867.9200	50.60	-10.81	39.79	54.00	-14.21	AVG	
3 *	7312.2000	45.98	-4.07	41.91	54.00	-12.09	AVG	
4	7314.1200	60.59	-4.07	56.52	74.00	-17.48	Peak	

REMARKS:

- (1) Measurement Value = Reading Level + Correct Factor.
- (2) Margin Level = Measurement Value - Limit Value.

Test Mode: TX N-40M Mode 2452 MHz

Vertical



No.	Freq. MHz	Reading Level dBuV/m	Correct Factor dB	Measure ment dBuV/m	Limit dBuV/m	Margin dB	Detector	Comment
1	2444.7100	69.05	31.72	100.77	74.00	26.77	Peak	No limit
2 *	2444.7100	61.01	31.72	92.73	54.00	38.73	AVG	No limit
3	2483.5000	38.58	31.71	70.29	74.00	-3.71	Peak	
4	2483.5000	21.79	31.71	53.50	54.00	-0.50	AVG	

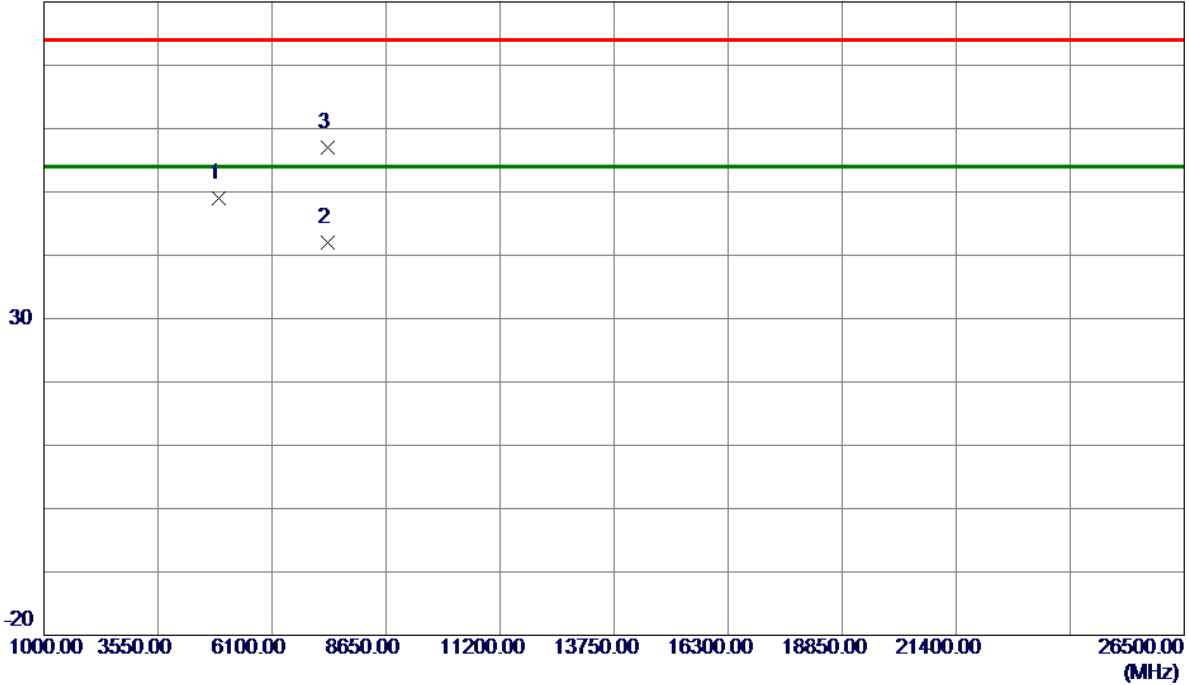
REMARKS:

- (1) Measurement Value = Reading Level + Correct Factor.
- (2) Margin Level = Measurement Value - Limit Value.

Test Mode: TX N-40M Mode 2452 MHz

Vertical

80 dBuV/m



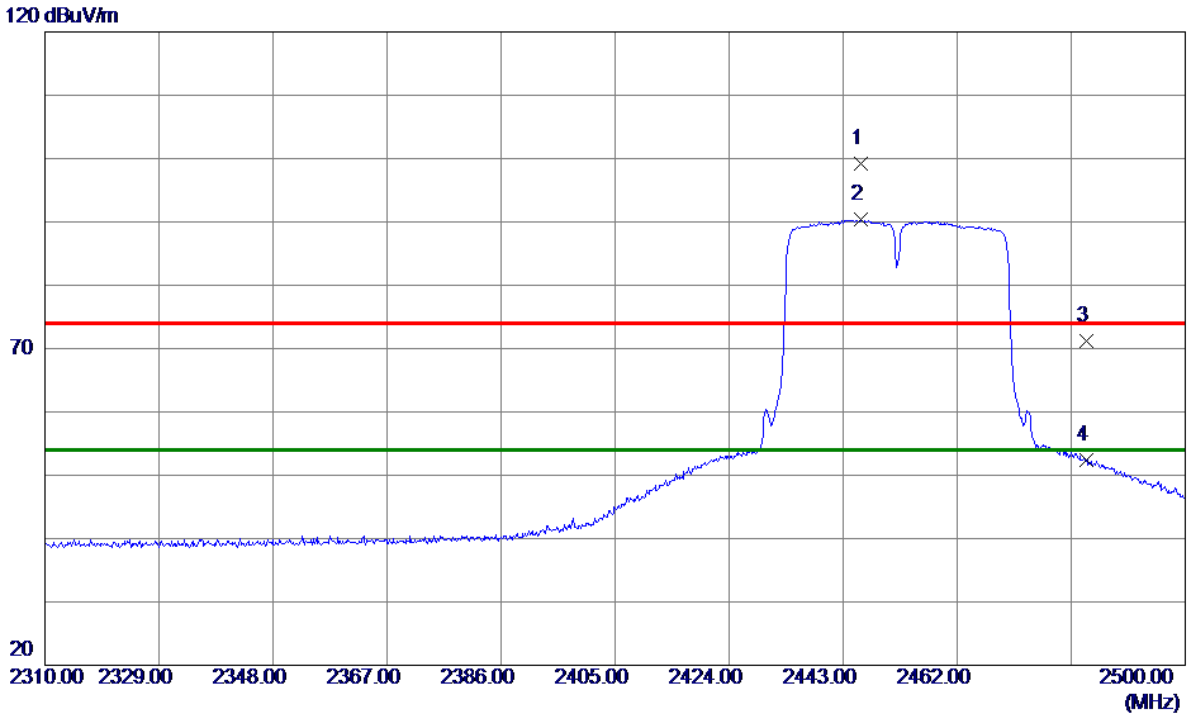
No.	Freq. MHz	Reading Level dBuV/m	Correct Factor dB	Measure ment dBuV/m	Limit dBuV/m	Margin dB	Detector	Comment
1	4902.8400	59.74	-10.72	49.02	74.00	-24.98	Peak	
2 *	7343.3200	45.94	-4.03	41.91	54.00	-12.09	AVG	
3	7345.7200	61.00	-4.03	56.97	74.00	-17.03	Peak	

REMARKS:

- (1) Measurement Value = Reading Level + Correct Factor.
- (2) Margin Level = Measurement Value - Limit Value.

Test Mode: TX N-40M Mode 2452 MHz

Horizontal



No.	Freq. MHz	Reading Level dBuV/m	Correct Factor dB	Measure ment dBuV/m	Limit dBuV/m	Margin dB	Detector	Comment
1	2445.9450	67.44	31.72	99.16	74.00	25.16	Peak	No limit
2 *	2445.9450	58.59	31.72	90.31	54.00	36.31	AVG	No limit
3	2483.5000	39.56	31.71	71.27	74.00	-2.73	Peak	
4	2483.5000	20.71	31.71	52.42	54.00	-1.58	AVG	

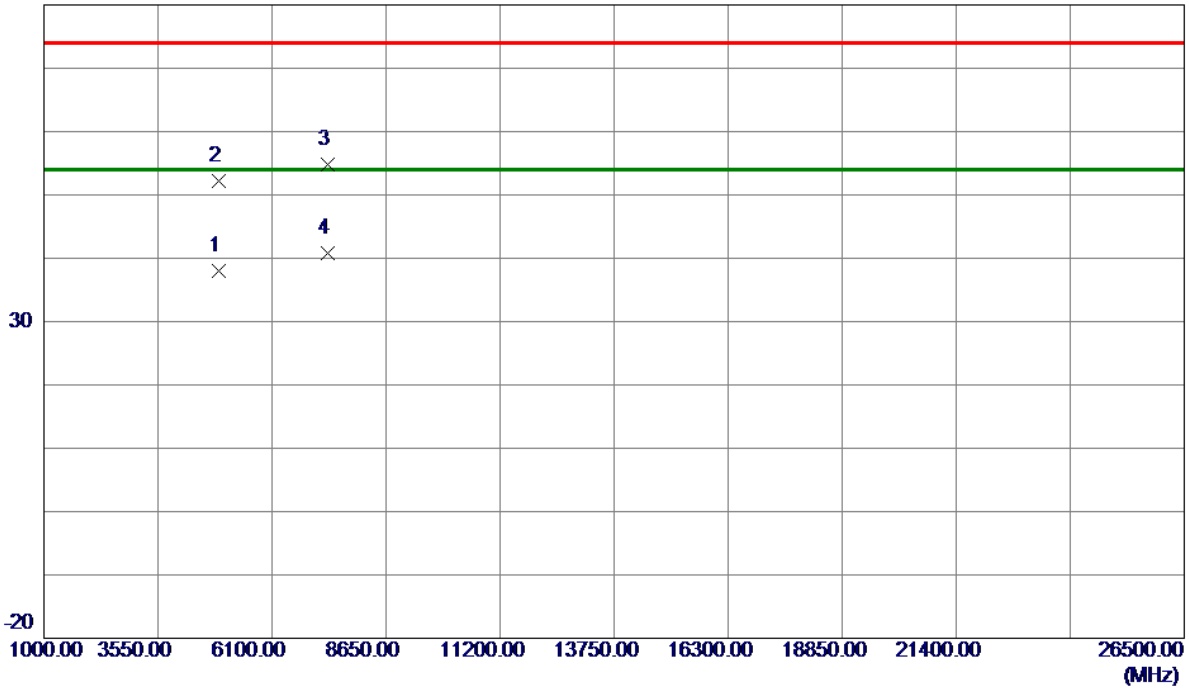
REMARKS:

- (1) Measurement Value = Reading Level + Correct Factor.
- (2) Margin Level = Measurement Value - Limit Value.

Test Mode: TX N-40M Mode 2452 MHz

Horizontal

80 dBuV/m



No.	Freq. MHz	Reading Level dBuV/m	Correct Factor dB	Measure ment dBuV/m	Limit dBuV/m	Margin dB	Detector	Comment
1	4900.1200	48.70	-10.73	37.97	54.00	-16.03	AVG	
2	4900.6000	62.89	-10.73	52.16	74.00	-21.84	Peak	
3	7350.3200	58.81	-4.02	54.79	74.00	-19.21	Peak	
4 *	7353.2000	44.76	-4.02	40.74	54.00	-13.26	AVG	

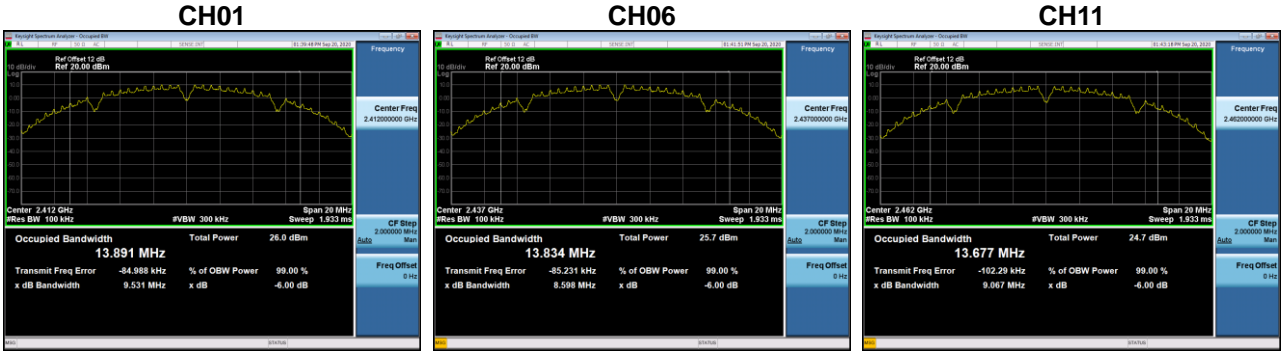
REMARKS:

- (1) Measurement Value = Reading Level + Correct Factor.
- (2) Margin Level = Measurement Value - Limit Value.

APPENDIX E - BANDWIDTH

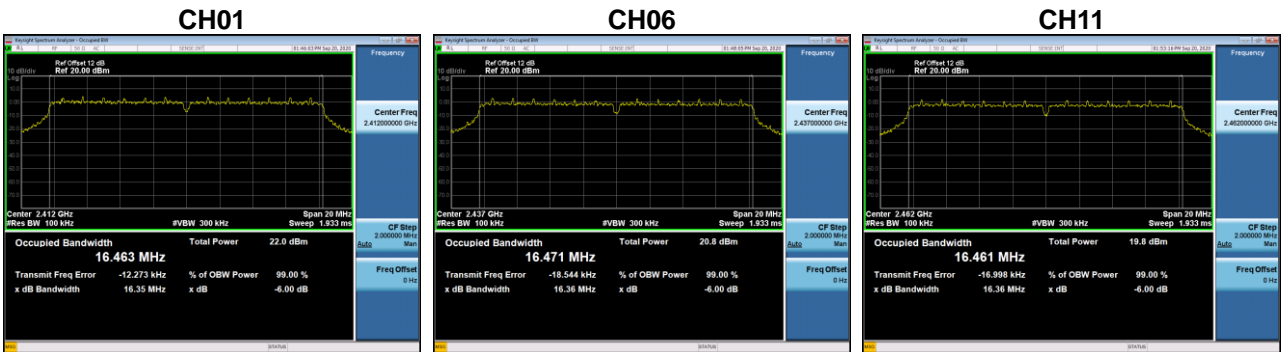
Test Mode	TX B Mode
-----------	-----------

Channel	Frequency (MHz)	6 dB Bandwidth (MHz)	99 % Emission Bandwidth (MHz)	6 dB Bandwidth Min. Limit (kHz)	Result
01	2412	9.53	13.891	500	Complies
06	2437	8.60	13.834	500	Complies
11	2462	9.07	13.677	500	Complies



Test Mode	TX G Mode
-----------	-----------

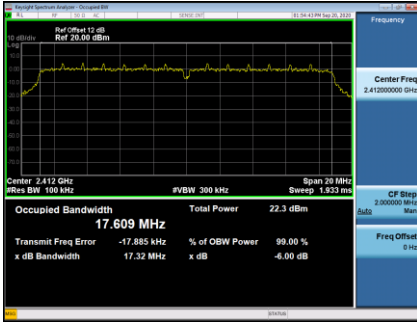
Channel	Frequency (MHz)	6 dB Bandwidth (MHz)	99 % Emission Bandwidth (MHz)	6 dB Bandwidth Min. Limit (kHz)	Result
01	2412	16.35	16.463	500	Complies
06	2437	16.36	16.471	500	Complies
11	2462	16.36	16.461	500	Complies



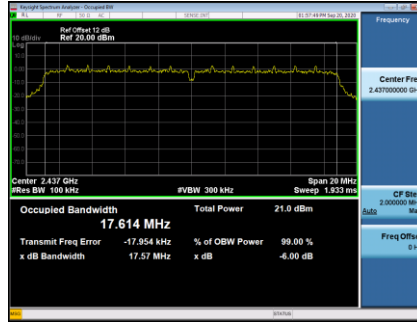
Test Mode	TX N-20M Mode
-----------	---------------

Channel	Frequency (MHz)	6 dB Bandwidth (MHz)	99 % Emission Bandwidth (MHz)	6 dB Bandwidth Min. Limit (kHz)	Result
01	2412	17.32	17.609	500	Complies
06	2437	17.57	17.614	500	Complies
11	2462	17.58	17.618	500	Complies

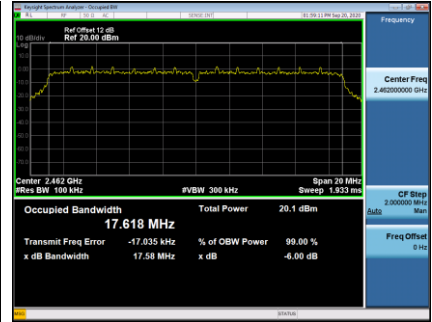
CH01



CH06



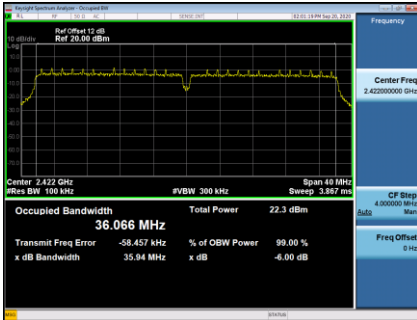
CH11



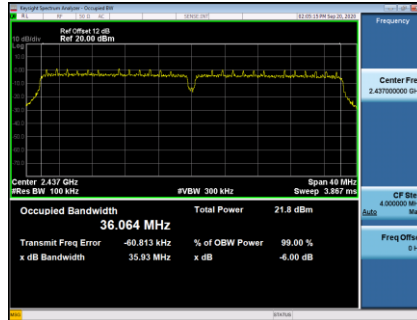
Test Mode	TX N-40M Mode
-----------	---------------

Channel	Frequency (MHz)	6 dB Bandwidth (MHz)	99 % Emission Bandwidth (MHz)	6 dB Bandwidth Min. Limit (kHz)	Result
03	2422	35.94	36.066	500	Complies
06	2437	35.93	36.064	500	Complies
09	2452	36.07	36.049	500	Complies

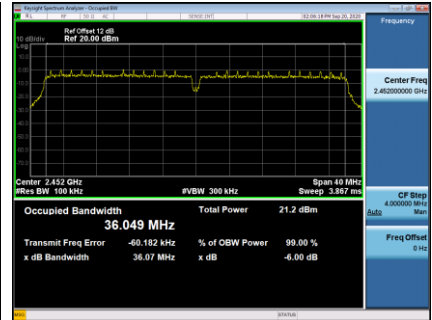
CH03



CH06



CH09



APPENDIX F - MAXIMUM OUTPUT POWER

Test Mode	TX B Mode
-----------	-----------

Channel	Frequency (MHz)	Avg Output Power (dBm)	Duty Factor	Output Power + Duty Factor (dBm)	Max. Limit (dBm)	Max. Limit (W)	Result
01	2412	17.37	0.06	17.43	30.00	1.0000	Complies
06	2437	17.54	0.06	17.60	30.00	1.0000	Complies
11	2462	17.56	0.06	17.62	30.00	1.0000	Complies

Test Mode	TX G Mode
-----------	-----------

Channel	Frequency (MHz)	Avg Output Power (dBm)	Duty Factor	Output Power + Duty Factor (dBm)	Max. Limit (dBm)	Max. Limit (W)	Result
01	2412	13.56	0.33	13.89	30.00	1.0000	Complies
06	2437	13.46	0.33	13.79	30.00	1.0000	Complies
11	2462	12.35	0.33	12.68	30.00	1.0000	Complies

Test Mode	TX N-20M Mode
-----------	---------------

Channel	Frequency (MHz)	Avg Output Power (dBm)	Duty Factor	Output Power + Duty Factor (dBm)	Max. Limit (dBm)	Max. Limit (W)	Result
01	2412	14.47	0.38	14.85	30.00	1.0000	Complies
06	2437	13.45	0.38	13.83	30.00	1.0000	Complies
11	2462	12.29	0.38	12.67	30.00	1.0000	Complies

Test Mode	TX N-40M Mode
-----------	---------------

Channel	Frequency (MHz)	Avg Output Power (dBm)	Duty Factor	Output Power + Duty Factor (dBm)	Max. Limit (dBm)	Max. Limit (W)	Result
03	2422	13.83	1.03	14.86	30.00	1.0000	Complies
06	2437	13.82	1.03	14.85	30.00	1.0000	Complies
09	2452	12.47	1.03	13.50	30.00	1.0000	Complies

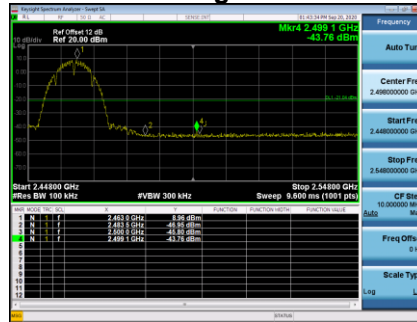
APPENDIX G - CONDUCTED SPURIOUS EMISSIONS

Test Mode TX B Mode

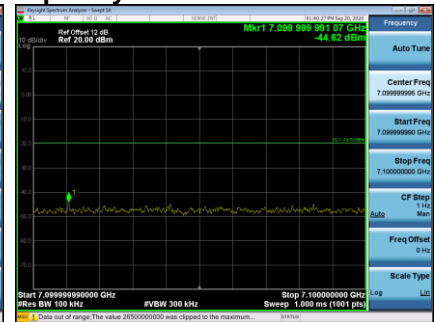
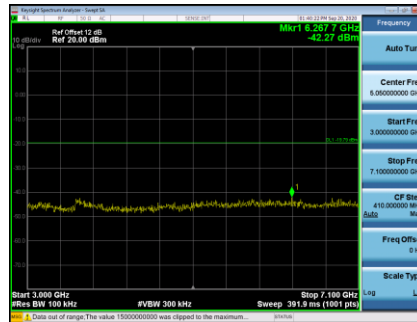
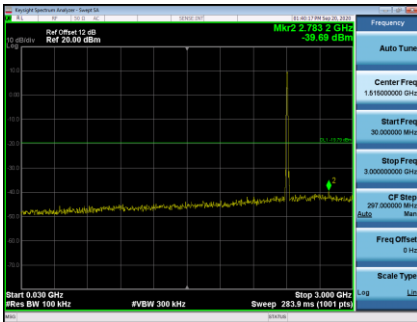
Bandedge-CH01



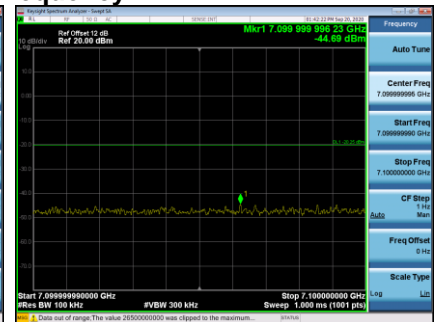
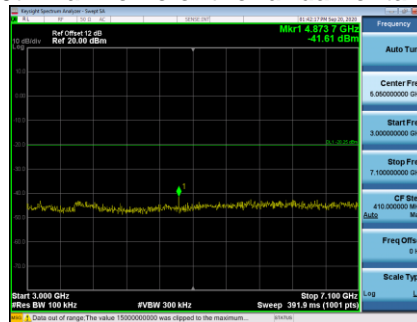
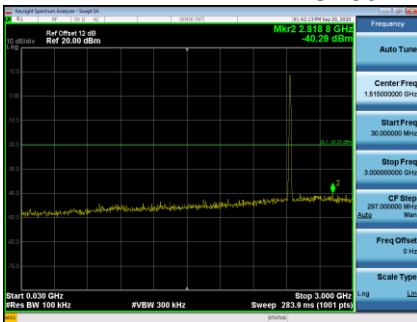
Bandedge-CH11



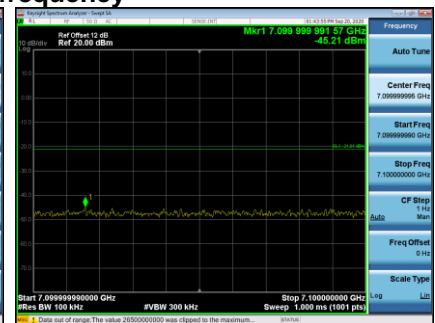
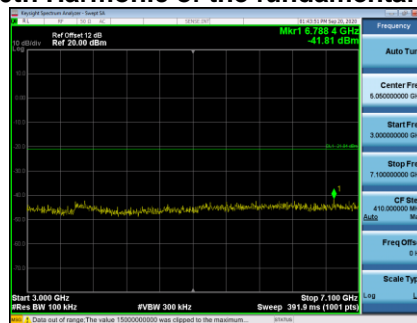
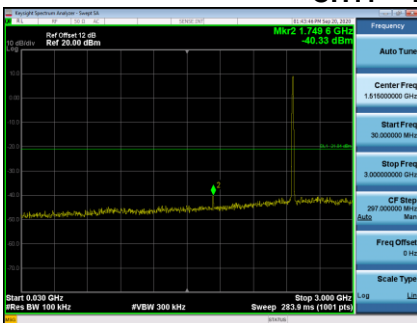
CH01 – 10th Harmonic of the fundamental frequency



CH06 – 10th Harmonic of the fundamental frequency

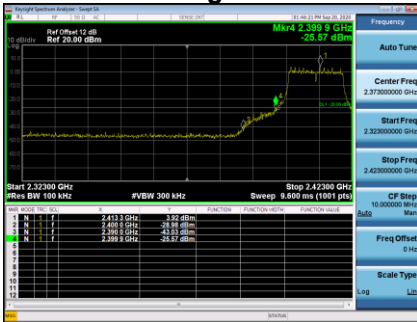


CH11 – 10th Harmonic of the fundamental frequency



Test Mode TX G Mode

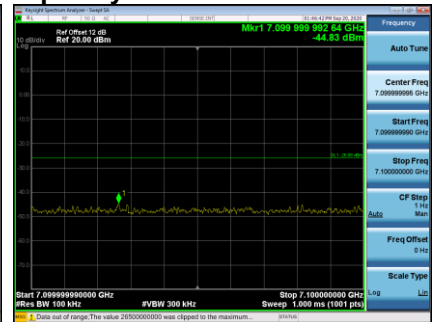
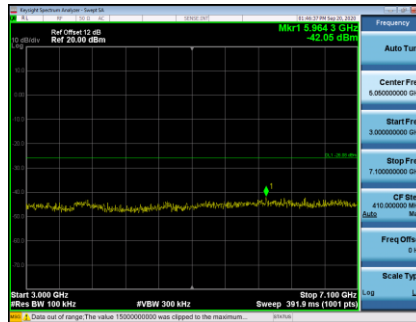
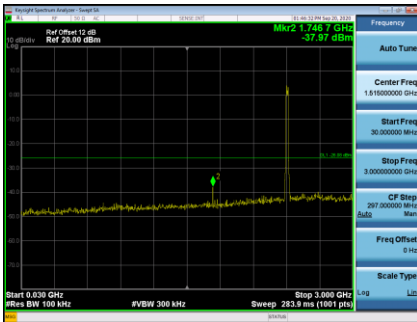
Bandedge-CH01



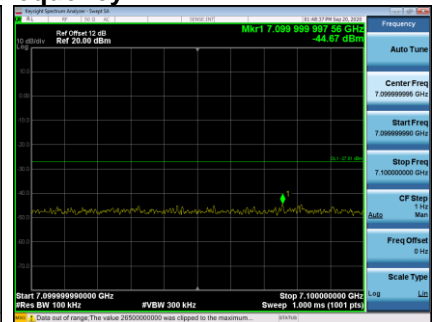
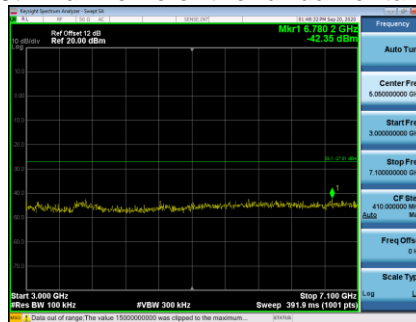
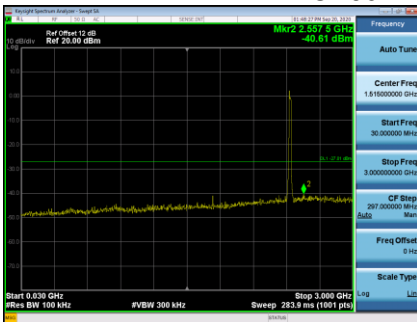
Bandedge-CH11



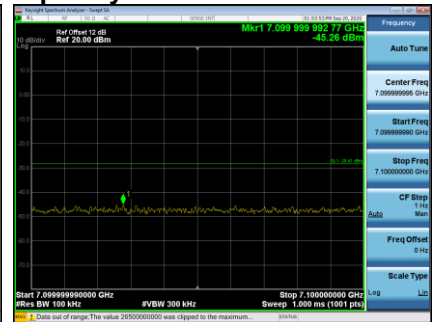
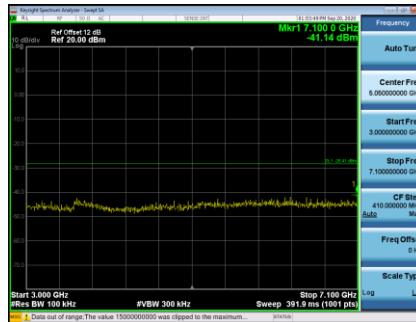
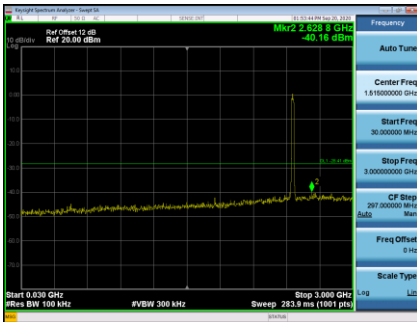
CH01 – 10th Harmonic of the fundamental frequency



CH06 – 10th Harmonic of the fundamental frequency



CH11 – 10th Harmonic of the fundamental frequency



Test Mode TX N-20M Mode

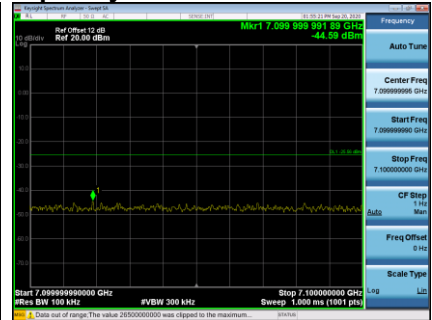
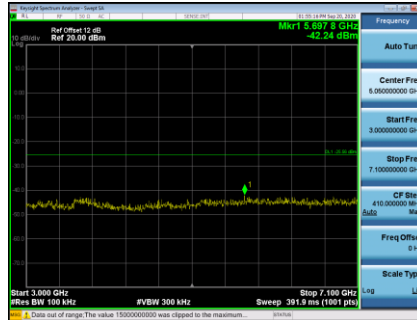
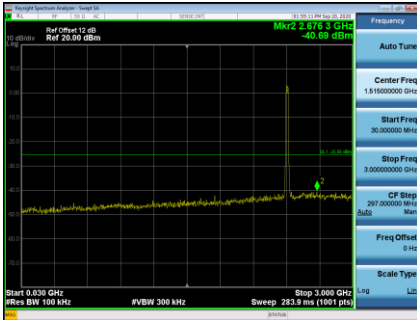
Bandedge-CH01



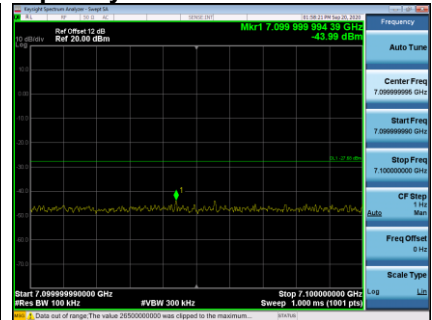
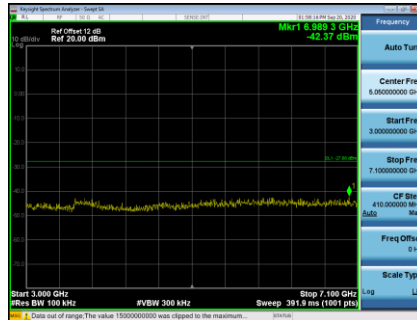
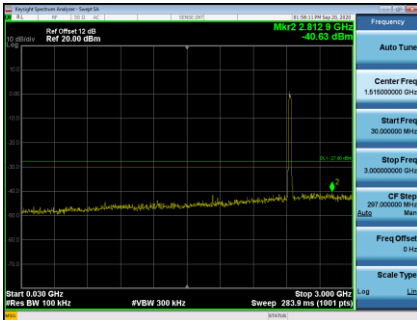
Bandedge-CH11



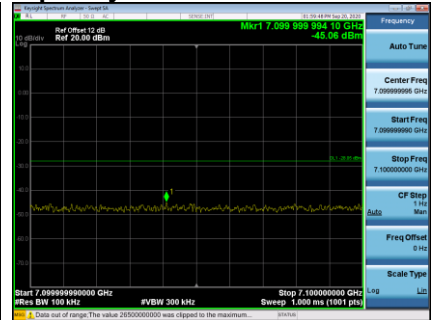
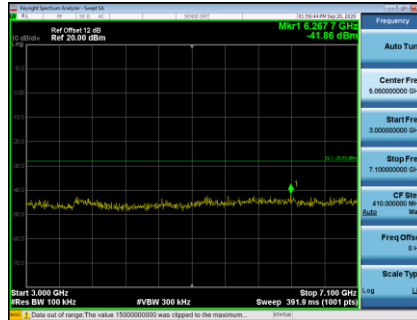
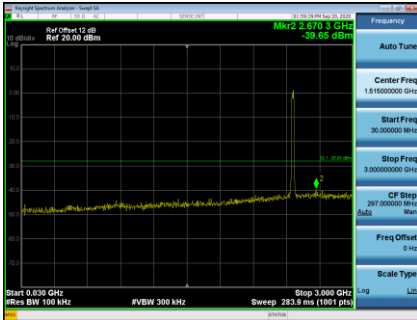
CH01 – 10th Harmonic of the fundamental frequency



CH06 – 10th Harmonic of the fundamental frequency



CH11 – 10th Harmonic of the fundamental frequency



Test Mode TX N-40M Mode

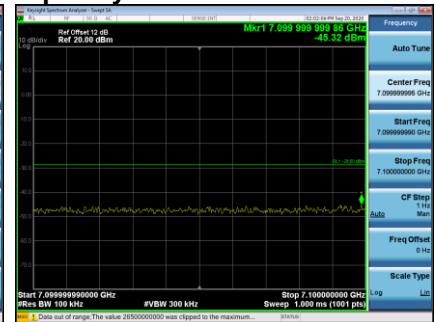
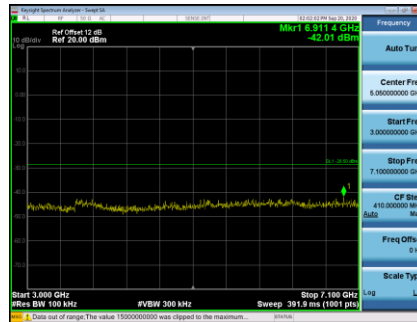
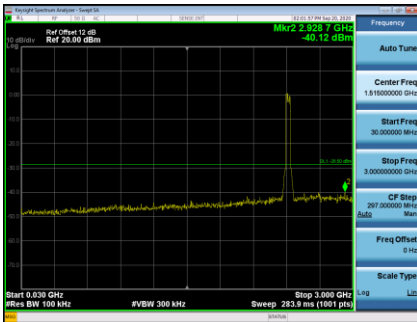
Bandedge-CH03



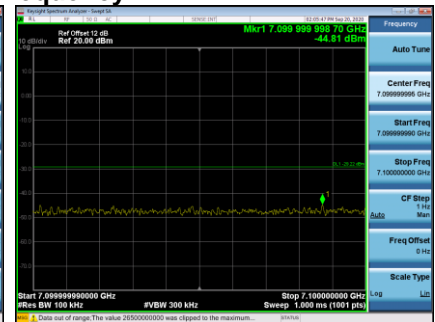
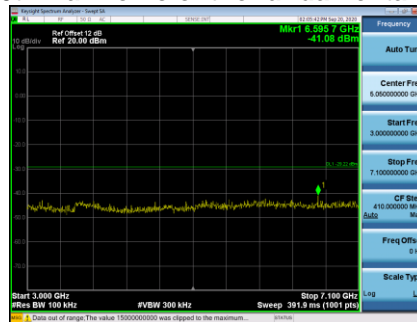
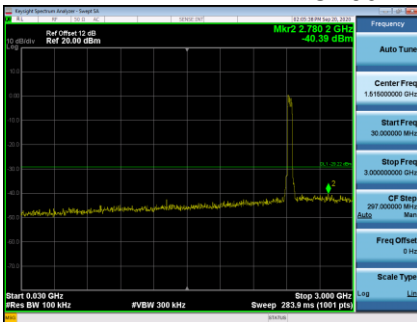
Bandedge-CH09



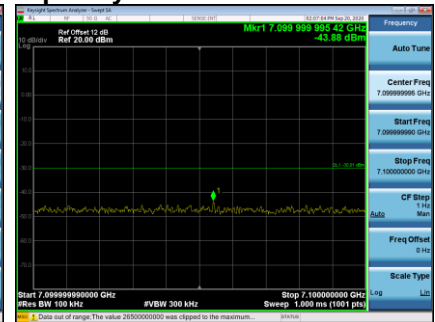
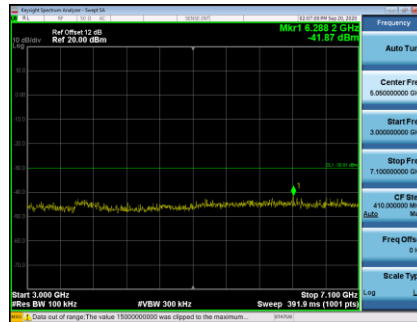
CH03 – 10th Harmonic of the fundamental frequency



CH06 – 10th Harmonic of the fundamental frequency



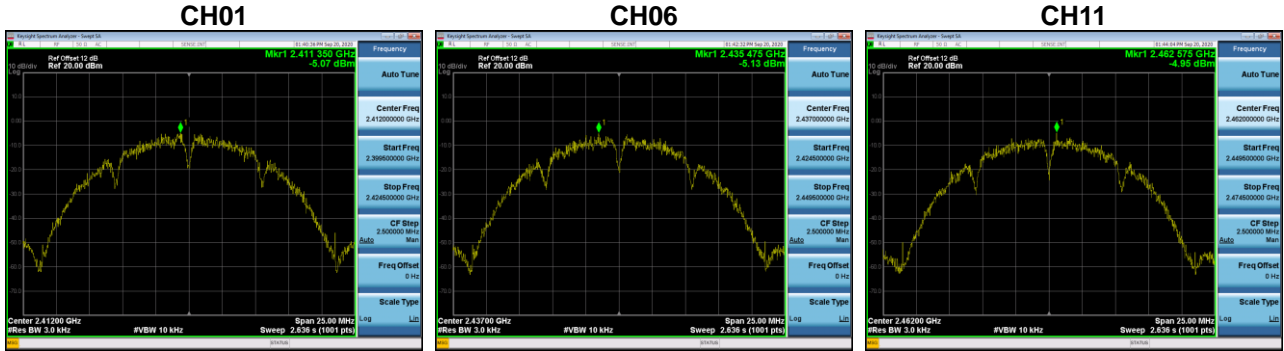
CH09 – 10th Harmonic of the fundamental frequency



APPENDIX H - POWER SPECTRAL DENSITY

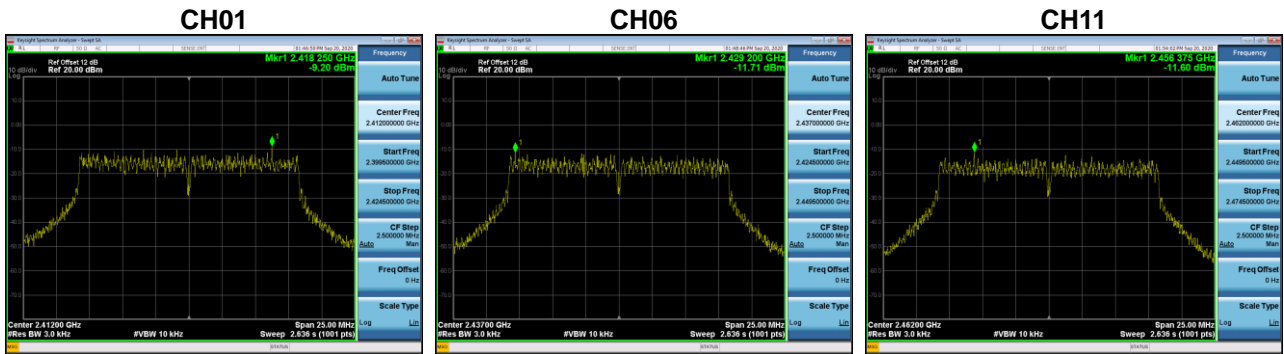
Test Mode	TX B Mode
-----------	-----------

Channel	Frequency (MHz)	Power Spectral Density (dBm/3kHz)	Max. Limit (dBm/3kHz)	Result
01	2412	-5.07	8	Complies
06	2437	-5.13	8	Complies
11	2462	-4.95	8	Complies



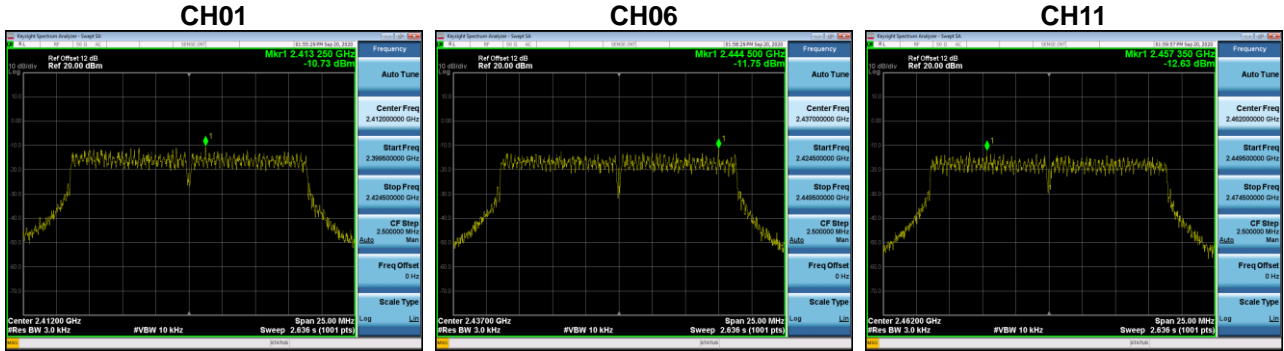
Test Mode	TX G Mode
-----------	-----------

Channel	Frequency (MHz)	Power Spectral Density (dBm/3kHz)	Max. Limit (dBm/3kHz)	Result
01	2412	-9.20	8	Complies
06	2437	-11.71	8	Complies
11	2462	-11.60	8	Complies



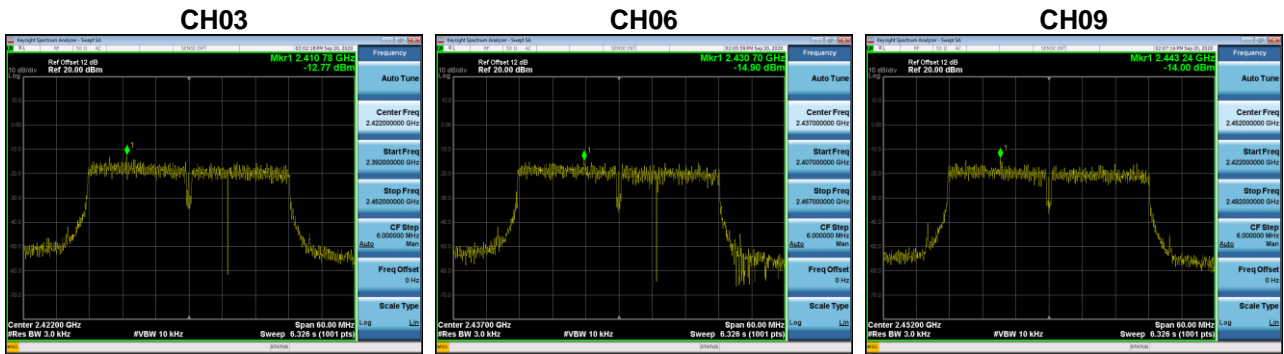
Test Mode	TX N-20M Mode
-----------	---------------

Channel	Frequency (MHz)	Power Spectral Density (dBm/3kHz)	Max. Limit (dBm/3kHz)	Result
01	2412	-10.73	8	Complies
06	2437	-11.75	8	Complies
11	2462	-12.63	8	Complies



Test Mode	TX N-40M Mode
-----------	---------------

Channel	Frequency (MHz)	Power Spectral Density (dBm/3kHz)	Max. Limit (dBm/3kHz)	Result
03	2422	-12.77	8	Complies
06	2437	-14.90	8	Complies
09	2452	-14.00	8	Complies



End of Test Report