

## Appendix B.7: Conducted Spurious Emission

### Test Result

TestMode	Antenna	Frequency[MHz]	FreqRange [Mhz]	RefLevel [dBm]	Result [dBm]	Limit [dBm]	Verdict
11B	Ant1	2412	Reference	3.51	3.51	---	PASS
			30~1000	3.51	-59.78	≤-16.49	PASS
			1000~26500	3.51	-47.93	≤-16.49	PASS
		2437	Reference	4.42	4.42	---	PASS
			30~1000	4.42	-60.29	≤-15.58	PASS
			1000~26500	4.42	-47.54	≤-15.58	PASS
		2462	Reference	6.69	6.69	---	PASS
			30~1000	6.69	-60.25	≤-13.31	PASS
			1000~26500	6.69	-47.59	≤-13.31	PASS
11G	Ant1	2412	Reference	-3.17	-3.17	---	PASS
			30~1000	-3.17	-60.66	≤-23.17	PASS
			1000~26500	-3.17	-26.19	≤-23.17	PASS
		2437	Reference	-1.33	-1.33	---	PASS
			30~1000	-1.33	-59.83	≤-21.33	PASS
			1000~26500	-1.33	-47.54	≤-21.33	PASS
		2462	Reference	0.99	0.99	---	PASS
			30~1000	0.99	-60.37	≤-19.01	PASS
			1000~26500	0.99	-48.06	≤-19.01	PASS
11N20SISO	Ant1	2412	Reference	-2.94	-2.94	---	PASS
			30~1000	-2.94	-60.76	≤-22.94	PASS
			1000~26500	-2.94	-29.9	≤-22.94	PASS
		2437	Reference	0.91	0.91	---	PASS
			30~1000	0.91	-60.42	≤-19.09	PASS
			1000~26500	0.91	-26.77	≤-19.09	PASS
		2462	Reference	-0.63	-0.63	---	PASS
			30~1000	-0.63	-60.48	≤-20.63	PASS
			1000~26500	-0.63	-41.47	≤-20.63	PASS
11N40SISO	Ant1	2422	Reference	-6.66	-6.66	---	PASS
			30~1000	-6.66	-60.66	≤-26.66	PASS
			1000~26500	-6.66	-48.04	≤-26.66	PASS
		2437	Reference	-3.85	-3.85	---	PASS
			30~1000	-3.85	-60.81	≤-23.85	PASS
			1000~26500	-3.85	-30.83	≤-23.85	PASS
		2452	Reference	-2.98	-2.98	---	PASS
			30~1000	-2.98	-59.44	≤-22.98	PASS
			1000~26500	-2.98	-33.67	≤-22.98	PASS

## Appendix B.7: Conducted Spurious Emission

### Test Result

TestMode	Antenna	Frequency[MHz]	FreqRange [Mhz]	RefLevel [dBm]	Result [dBm]	Limit [dBm]	Verdict	
11B	Ant1	2412	Reference	3.51	3.51	---	PASS	
			30~1000	3.51	-59.78	≤-16.49	PASS	
			1000~26500	3.51	-47.93	≤-16.49	PASS	
		2437	Ant1	Reference	4.42	4.42	---	PASS
				30~1000	4.42	-60.29	≤-15.58	PASS
				1000~26500	4.42	-47.54	≤-15.58	PASS
		2462	Ant1	Reference	6.69	6.69	---	PASS
				30~1000	6.69	-60.25	≤-13.31	PASS
				1000~26500	6.69	-47.59	≤-13.31	PASS
11G	Ant1	2412	Reference	-3.17	-3.17	---	PASS	
			30~1000	-3.17	-60.66	≤-23.17	PASS	
			1000~26500	-3.17	-26.19	≤-23.17	PASS	
		2437	Ant1	Reference	-1.33	-1.33	---	PASS
				30~1000	-1.33	-59.83	≤-21.33	PASS
				1000~26500	-1.33	-47.54	≤-21.33	PASS
		2462	Ant1	Reference	0.99	0.99	---	PASS
				30~1000	0.99	-60.37	≤-19.01	PASS
				1000~26500	0.99	-48.06	≤-19.01	PASS
11N20SISO	Ant1	2412	Reference	-2.94	-2.94	---	PASS	
			30~1000	-2.94	-60.76	≤-22.94	PASS	
			1000~26500	-2.94	-29.9	≤-22.94	PASS	
		2437	Ant1	Reference	0.91	0.91	---	PASS
				30~1000	0.91	-60.42	≤-19.09	PASS
				1000~26500	0.91	-26.77	≤-19.09	PASS
		2462	Ant1	Reference	-0.63	-0.63	---	PASS
				30~1000	-0.63	-60.48	≤-20.63	PASS
				1000~26500	-0.63	-41.47	≤-20.63	PASS
11N40SISO	Ant1	2422	Reference	-6.66	-6.66	---	PASS	
			30~1000	-6.66	-60.66	≤-26.66	PASS	
			1000~26500	-6.66	-48.04	≤-26.66	PASS	
		2437	Ant1	Reference	-3.85	-3.85	---	PASS
				30~1000	-3.85	-60.81	≤-23.85	PASS
				1000~26500	-3.85	-30.83	≤-23.85	PASS
		2452	Ant1	Reference	-2.98	-2.98	---	PASS
				30~1000	-2.98	-59.44	≤-22.98	PASS
				1000~26500	-2.98	-33.67	≤-22.98	PASS

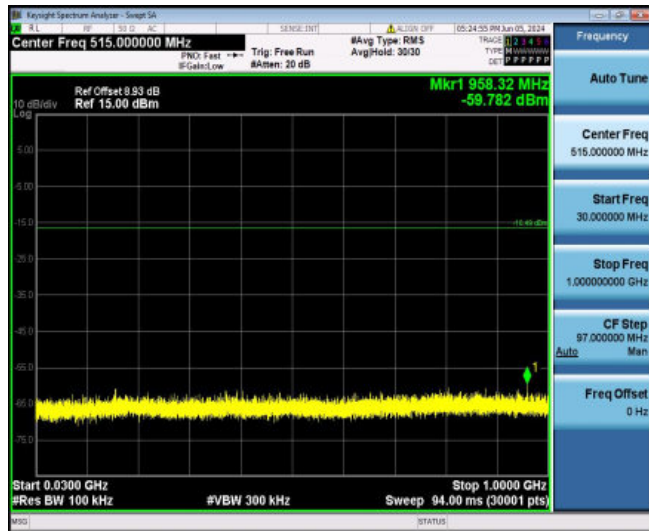
11AX20SISO	Ant1	2412	Reference	-4.02	-4.02	---	PASS
			30~1000	-4.02	-60.45	$\leq -24.02$	PASS
			1000~26500	-4.02	-31.62	$\leq -24.02$	PASS
		2437	Reference	-2.10	-2.10	---	PASS
			30~1000	-2.10	-60.04	$\leq -22.1$	PASS
			1000~26500	-2.10	-47.97	$\leq -22.1$	PASS
		2462	Reference	-0.37	-0.37	---	PASS
			30~1000	-0.37	-60.64	$\leq -20.37$	PASS
			1000~26500	-0.37	-47.25	$\leq -20.37$	PASS

Test Graphs

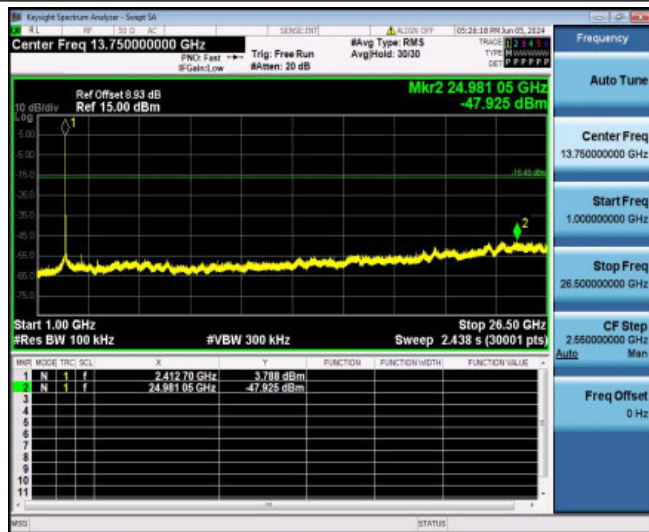
11B\_Ant1\_2412\_0~Reference



11B\_Ant1\_2412\_30~1000



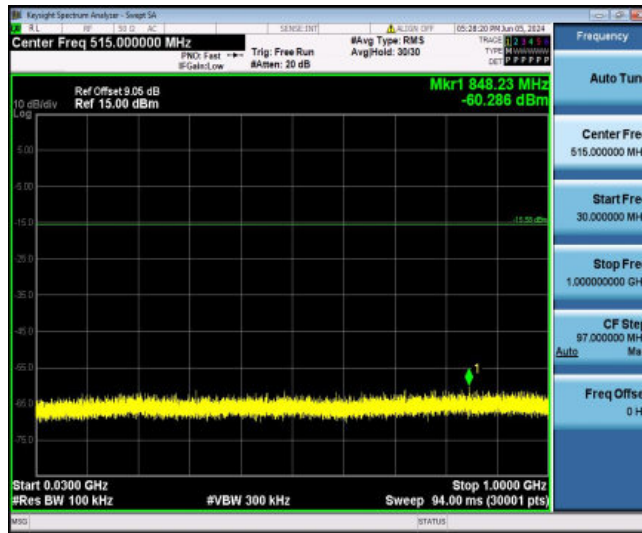
11B\_Ant1\_2412\_1000~26500



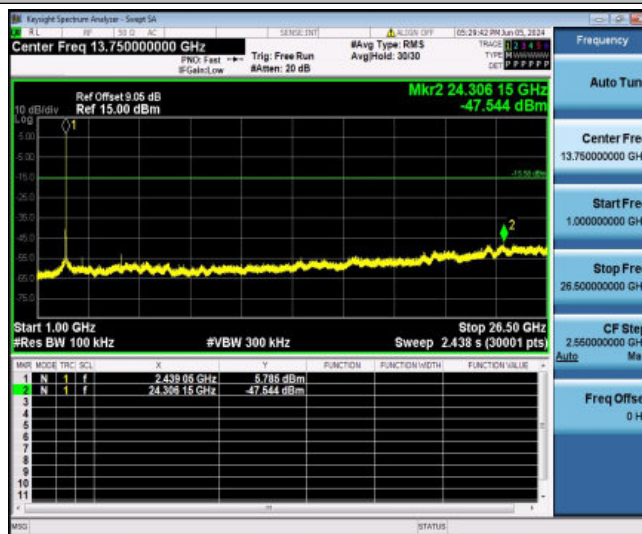
11B\_Ant1\_2437\_0~Reference



11B\_Ant1\_2437\_30~1000



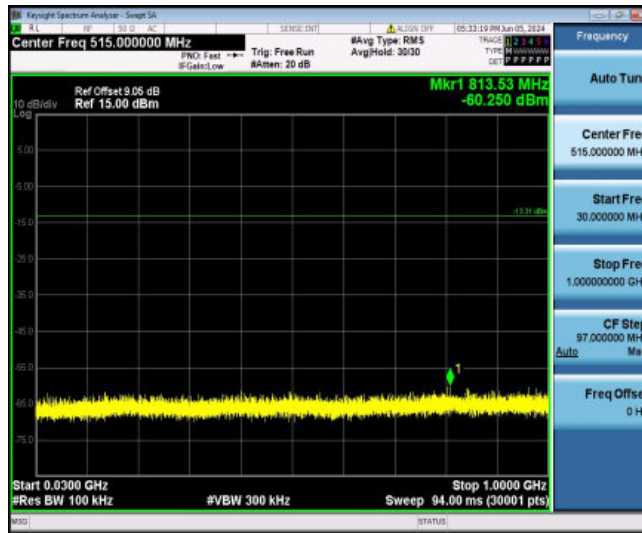
11B\_Ant1\_2437\_1000~26500



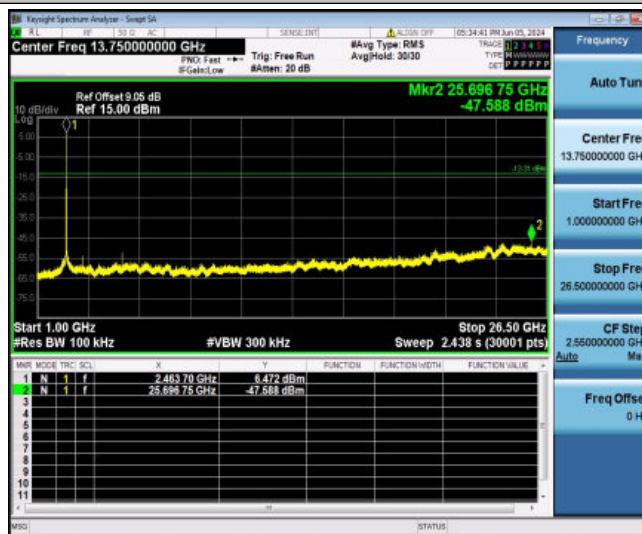
11B\_Ant1\_2462\_0~Reference



11B\_Ant1\_2462\_30~1000



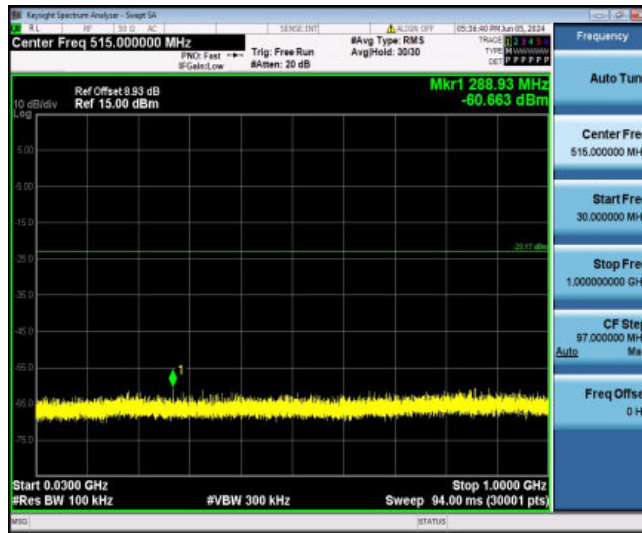
11B\_Ant1\_2462\_1000~26500



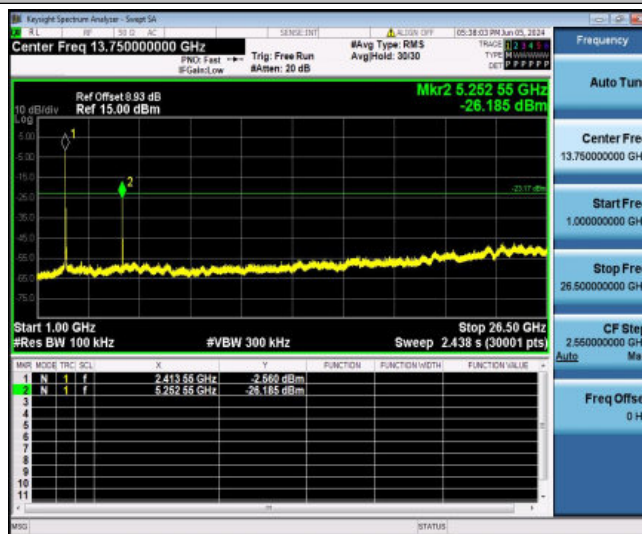
11G\_Ant1\_2412\_0~Reference



11G\_Ant1\_2412\_30~1000



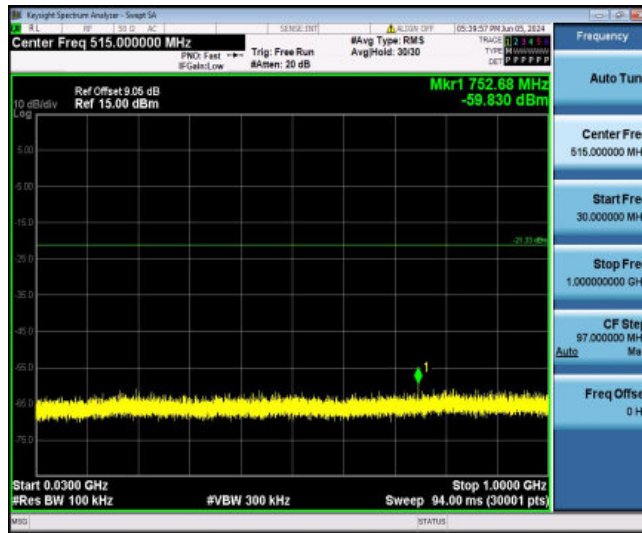
11G\_Ant1\_2412\_1000~26500



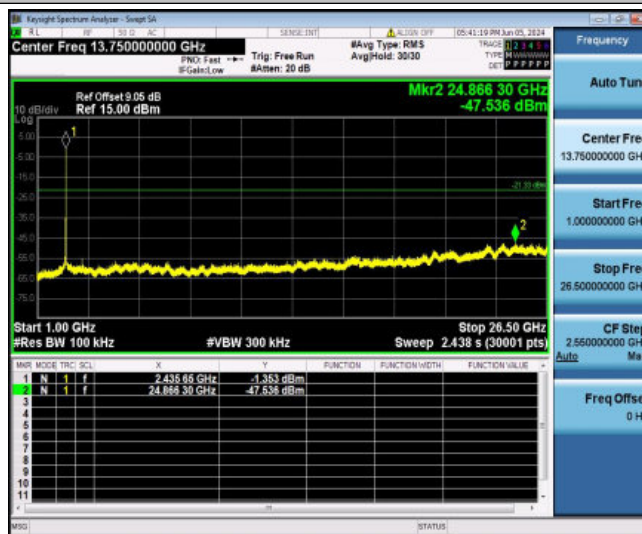
11G\_Ant1\_2437\_0~Reference



11G\_Ant1\_2437\_30~1000



11G\_Ant1\_2437\_1000~26500

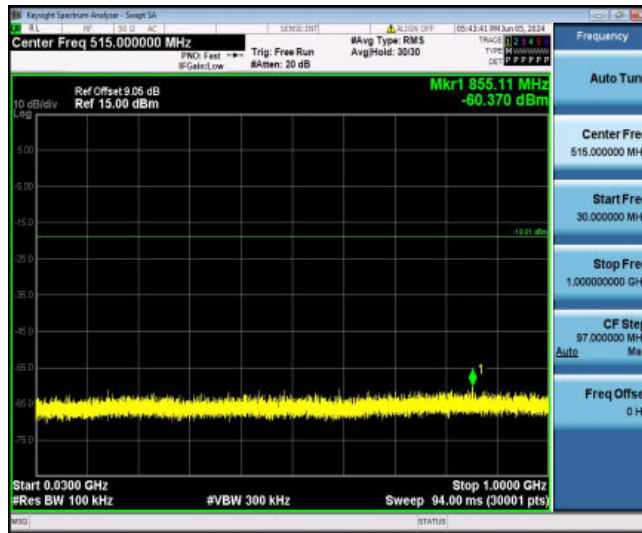


11G\_Ant1\_2462\_0~Reference





11G\_Ant1\_2462\_30~1000



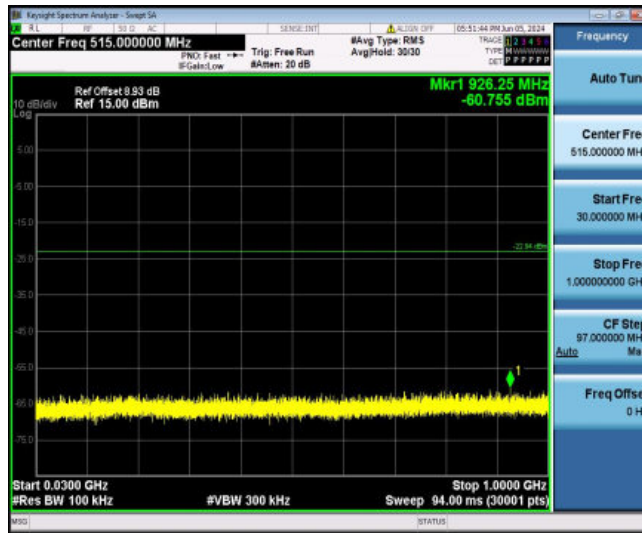
11G\_Ant1\_2462\_1000~26500



11N20SISO\_Ant1\_2412\_0~Reference



11N20SISO\_Ant1\_2412\_30~1000



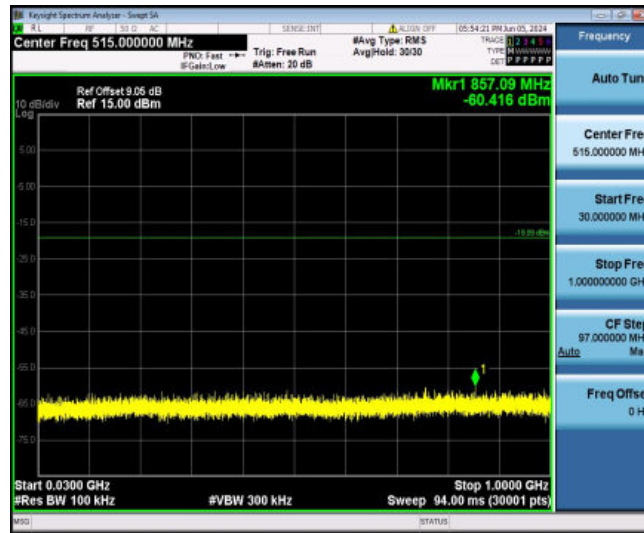
11N20SISO\_Ant1\_2412\_1000~26500



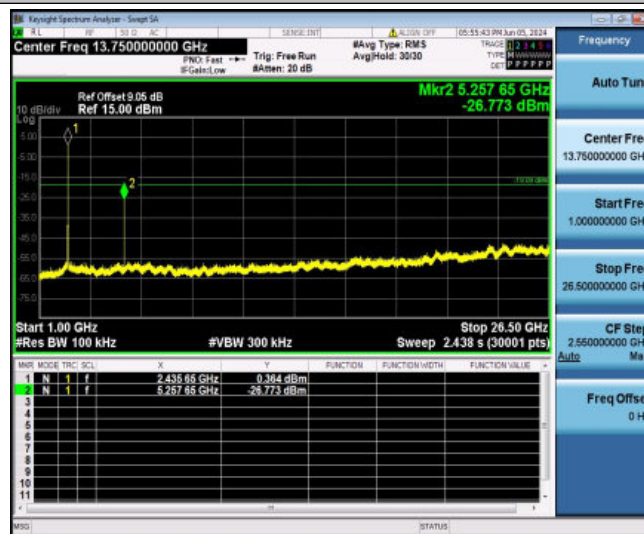
11N20SISO\_Ant1\_2437\_0~Reference



11N20SISO\_Ant1\_2437\_30~1000



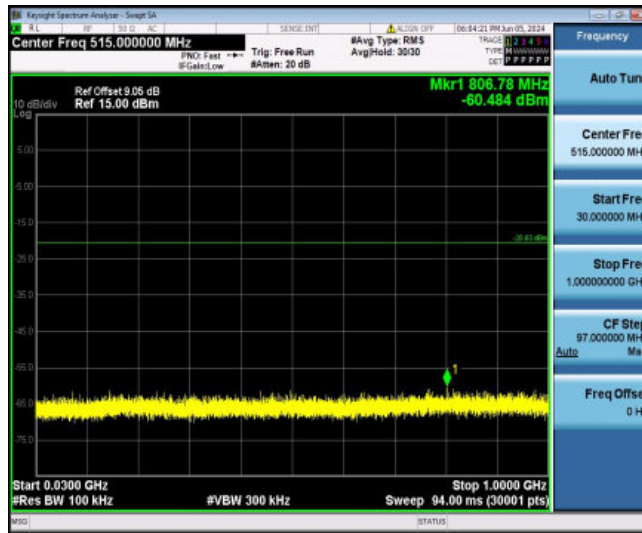
11N20SISO\_Ant1\_2437\_1000~26500



11N20SISO\_Ant1\_2462\_0~Reference



11N20SISO\_Ant1\_2462\_30~1000



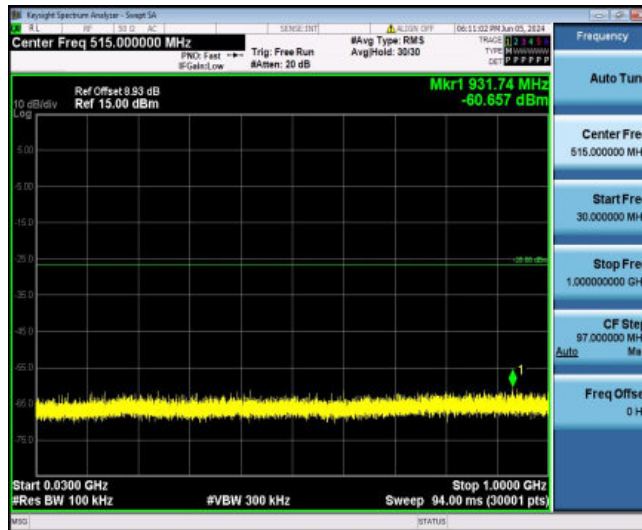
11N20SISO\_Ant1\_2462\_1000~26500



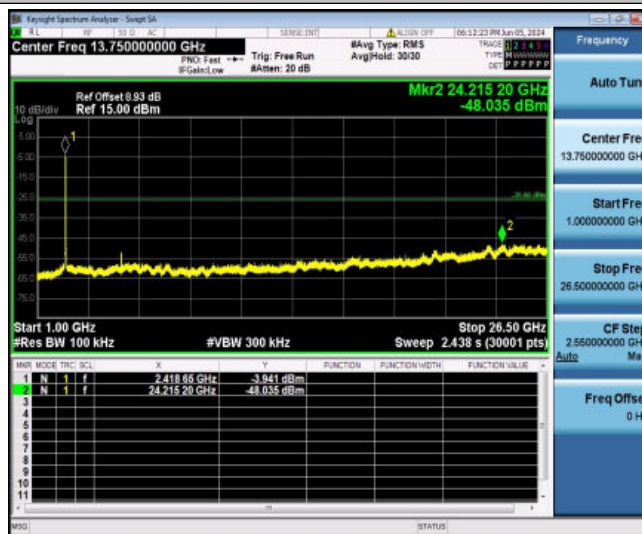
11N40SISO\_Ant1\_2422\_0~Reference



11N40SISO\_Ant1\_2422\_30~1000



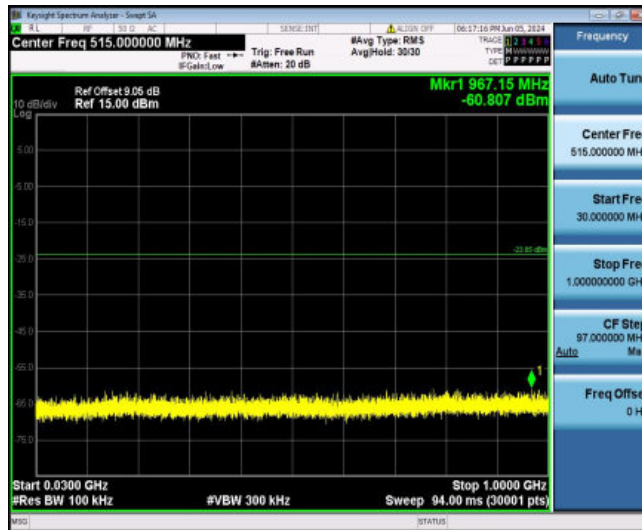
11N40SISO\_Ant1\_2422\_1000~26500



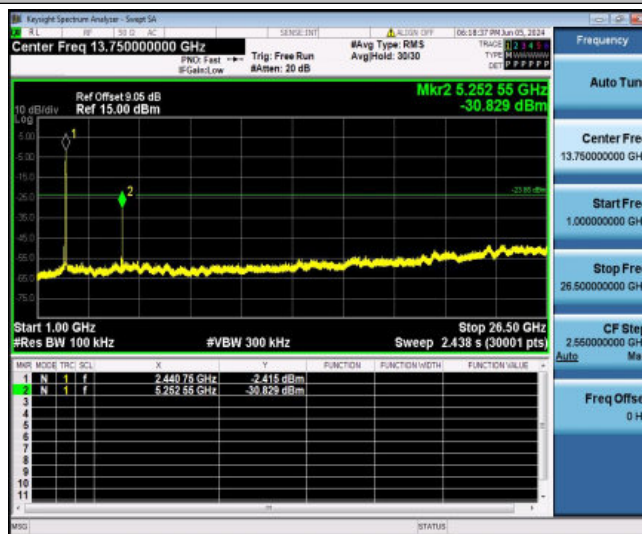
11N40SISO\_Ant1\_2437\_0~Reference



11N40SISO\_Ant1\_2437\_30~1000



11N40SISO\_Ant1\_2437\_1000~26500



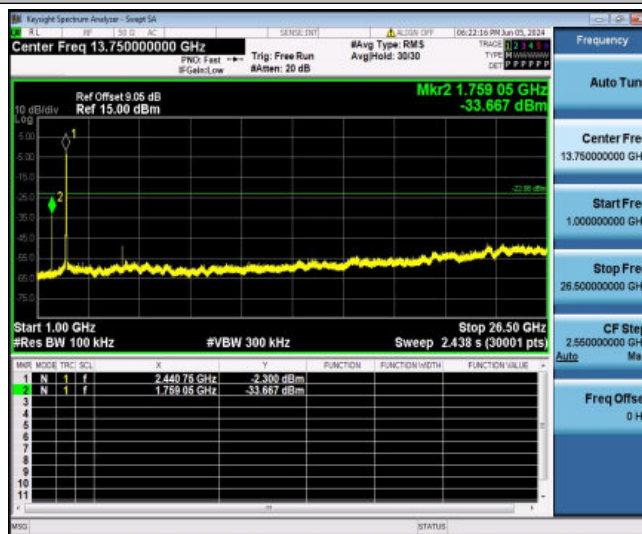
11N40SISO\_Ant1\_2452\_0~Reference



11N40SISO\_Ant1\_2452\_30~1000



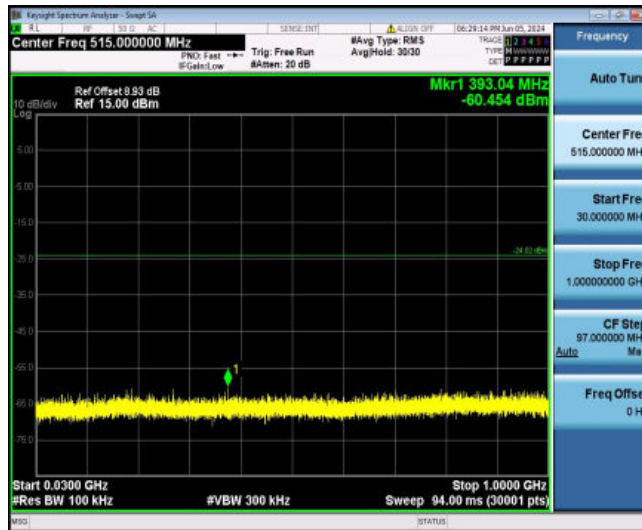
11N40SISO\_Ant1\_2452\_1000~26500



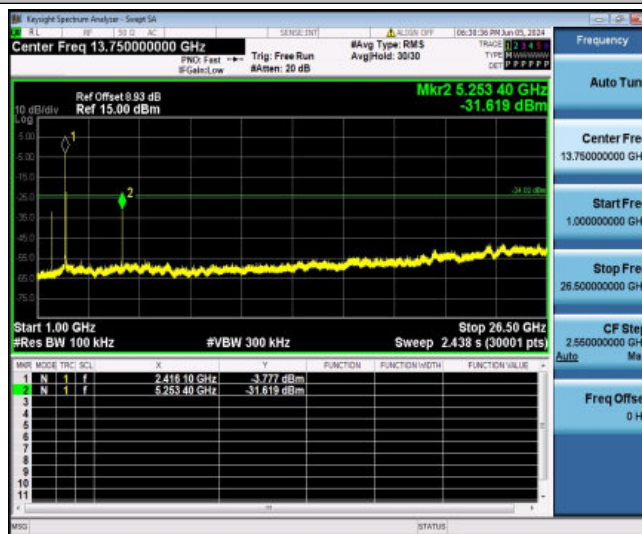
11AX20SISO\_Ant1\_2412\_0~Reference



11AX20SISO\_Ant1\_2412\_30~1000



11AX20SISO\_Ant1\_2412\_1000~26500

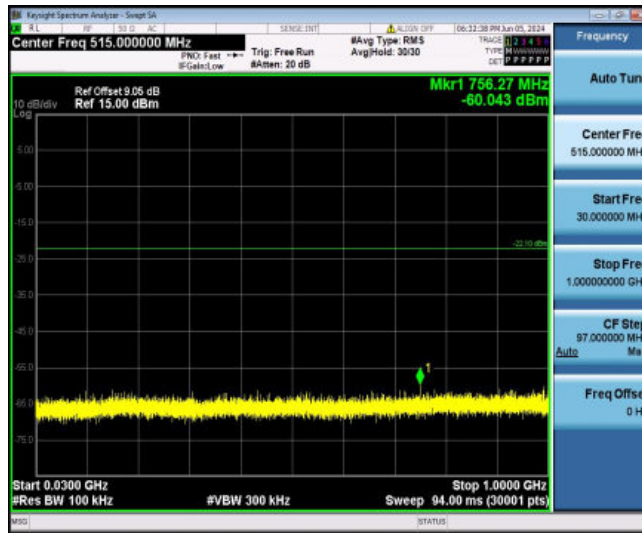


11AX20SISO\_Ant1\_2437\_0~Reference

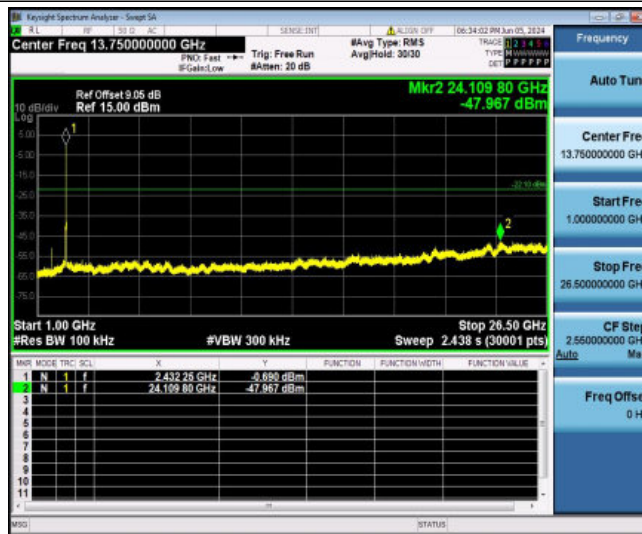




11AX20SISO\_Ant1\_2437\_30~1000



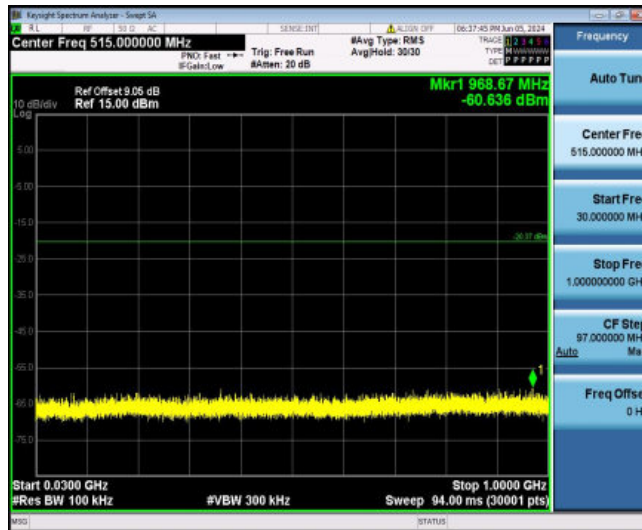
11AX20SISO\_Ant1\_2437\_1000~26500



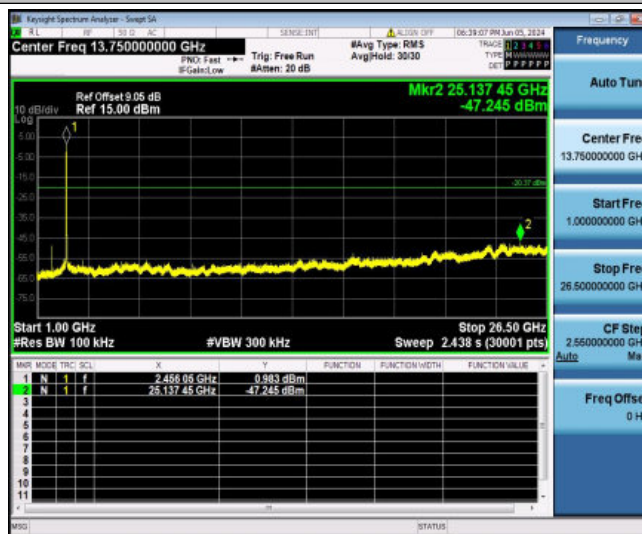
11AX20SISO\_Ant1\_2462\_0~Reference



11AX20SISO\_Ant1\_2462\_30~1000



11AX20SISO\_Ant1\_2462\_1000~26500



## Appendix B.8: Emissions in Restricted Bands

### Test Result

TestMode	Antenna	ChName	Frequency [MHz]	Detector	Freq [MHz]	Result [dBm]	Limit [dBm]	Result [dBuV/m]	Limit [dBuV/m]	Verdict
11B	Ant1	Low	2412	AV	2310.000	-48.85	≤-41.20	46.35	≤54	PASS
				AV	2389.960	-48.06	≤-41.20	47.14	≤54	PASS
				AV	2390.000	-48.06	≤-41.20	47.14	≤54	PASS
				Peak	2310.000	-48.24	≤-21.20	46.96	≤74	PASS
				Peak	2345.500	-39.76	≤-21.20	55.44	≤74	PASS
				Peak	2390.000	-44.32	≤-21.20	50.88	≤74	PASS
		High	2462	AV	2483.500	-46.15	≤-41.20	49.05	≤54	PASS
				AV	2487.300	-46.03	≤-41.20	49.17	≤54	PASS
				AV	2500.000	-47.64	≤-41.20	47.56	≤54	PASS
				Peak	2483.500	-44.62	≤-21.20	50.58	≤74	PASS
				Peak	2490.710	-38.74	≤-21.20	56.46	≤74	PASS
				Peak	2500.000	-46.72	≤-21.20	48.48	≤74	PASS
11G	Ant1	Low	2412	AV	2310.000	-49.35	≤-41.20	45.85	≤54	PASS
				AV	2389.960	-47.6	≤-41.20	47.60	≤54	PASS
				AV	2390.000	-47.6	≤-41.20	47.60	≤54	PASS
				Peak	2310.000	-44.22	≤-21.20	50.98	≤74	PASS
				Peak	2356.940	-40.45	≤-21.20	54.75	≤74	PASS
				Peak	2390.000	-44.46	≤-21.20	50.74	≤74	PASS
		High	2462	AV	2483.500	-43.35	≤-41.20	51.85	≤54	PASS
				AV	2483.560	-43.56	≤-41.20	51.64	≤54	PASS
				AV	2500.000	-48.47	≤-41.20	46.73	≤54	PASS
				Peak	2483.500	-37.1	≤-21.20	58.10	≤74	PASS
				Peak	2487.080	-35.3	≤-21.20	59.90	≤74	PASS
				Peak	2500.000	-45.21	≤-21.20	49.99	≤74	PASS
11N20SIS O	Ant1	Low	2412	AV	2310.000	-49.32	≤-41.20	45.88	≤54	PASS
				AV	2389.960	-47.82	≤-41.20	47.38	≤54	PASS
				AV	2390.000	-47.82	≤-41.20	47.38	≤54	PASS
				Peak	2310.000	-43.4	≤-21.20	51.80	≤74	PASS
				Peak	2388.400	-41.11	≤-21.20	54.09	≤74	PASS
				Peak	2390.000	-42.84	≤-21.20	52.36	≤74	PASS
		High	2462	AV	2483.500	-44.8	≤-41.20	50.40	≤54	PASS
				AV	2483.560	-44.91	≤-41.20	50.29	≤54	PASS
				AV	2500.000	-48.68	≤-41.20	46.52	≤54	PASS
				Peak	2483.500	-41.26	≤-21.20	53.94	≤74	PASS
Peak	2483.560	-38.57	≤-21.20	56.63	≤74	PASS				

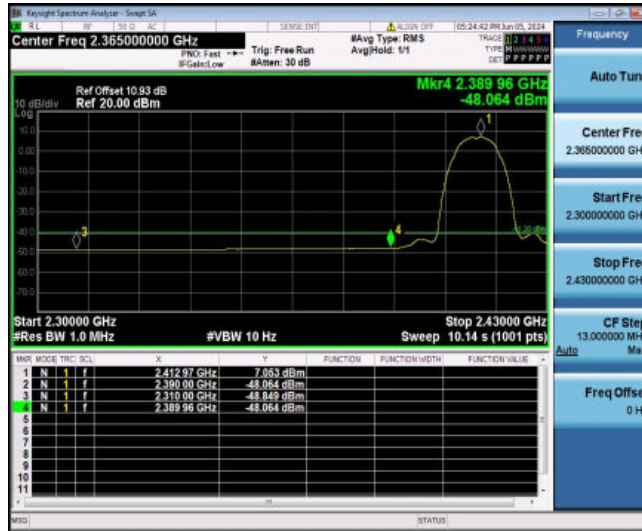
				Peak	2500.000	-41.69	$\leq -21.20$	53.51	$\leq 74$	PASS
11N40SIS O	Ant1	Low	2422	AV	2310.000	-49.37	$\leq -41.20$	45.83	$\leq 54$	PASS
				AV	2389.960	-47.05	$\leq -41.20$	48.15	$\leq 54$	PASS
				AV	2390.000	-47.05	$\leq -41.20$	48.15	$\leq 54$	PASS
				Peak	2310.000	-44.75	$\leq -21.20$	50.45	$\leq 74$	PASS
				Peak	2380.990	-40.07	$\leq -21.20$	55.13	$\leq 74$	PASS
				Peak	2390.000	-45.25	$\leq -21.20$	49.95	$\leq 74$	PASS
		High	2452	AV	2483.500	-45.9	$\leq -41.20$	49.30	$\leq 54$	PASS
				AV	2483.560	-45.93	$\leq -41.20$	49.27	$\leq 54$	PASS
				AV	2500.000	-48.67	$\leq -41.20$	46.53	$\leq 54$	PASS
				Peak	2483.500	-44.47	$\leq -21.20$	50.73	$\leq 74$	PASS
				Peak	2488.180	-40.04	$\leq -21.20$	55.16	$\leq 74$	PASS
				Peak	2500.000	-47.21	$\leq -21.20$	47.99	$\leq 74$	PASS
11AX20SI SO	Ant1	Low	2412	AV	2310.000	-49.41	$\leq -41.20$	45.79	$\leq 54$	PASS
				AV	2389.960	-47.6	$\leq -41.20$	47.60	$\leq 54$	PASS
				AV	2390.000	-47.6	$\leq -41.20$	47.60	$\leq 54$	PASS
				Peak	2310.000	-43.8	$\leq -21.20$	51.40	$\leq 74$	PASS
				Peak	2387.230	-40.69	$\leq -21.20$	54.51	$\leq 74$	PASS
				Peak	2390.000	-45.25	$\leq -21.20$	49.95	$\leq 74$	PASS
		High	2462	AV	2483.500	-44.29	$\leq -41.20$	50.91	$\leq 54$	PASS
				AV	2483.560	-44.39	$\leq -41.20$	50.81	$\leq 54$	PASS
				AV	2500.000	-48.65	$\leq -41.20$	46.55	$\leq 54$	PASS
				Peak	2483.500	-41.36	$\leq -21.20$	53.84	$\leq 74$	PASS
				Peak	2483.670	-34.11	$\leq -21.20$	61.09	$\leq 74$	PASS
				Peak	2500.000	-46.85	$\leq -21.20$	48.35	$\leq 74$	PASS

## Note:

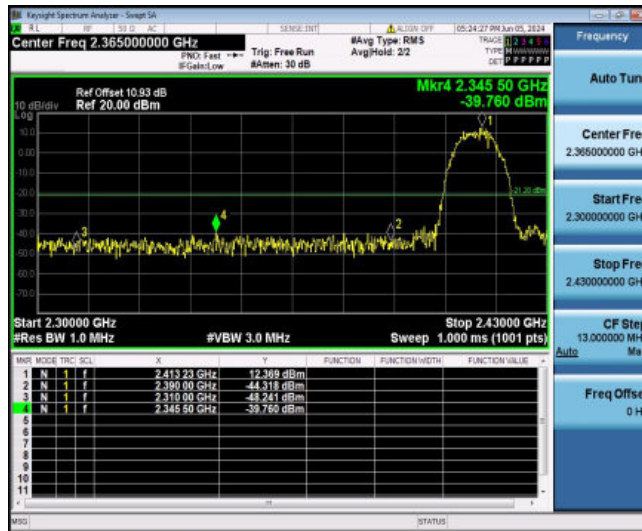
1. The Antenna Gain is compensated in the graph.
2. The Duty Cycle Factor and RBW Factor is compensated in the graph.
3. The limit in dBm for average detector is conversion from 54dBuV/m, according to 15.209(a). The limit in dBm for peak detector is 20dB above the limit of average detector in dBm.

Test Graphs

11B\_Ant1\_Low\_2412\_AV



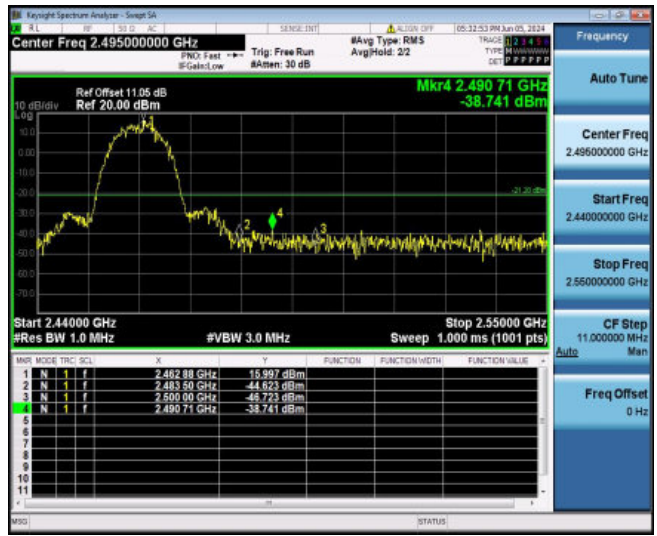
11B\_Ant1\_Low\_2412\_Peak



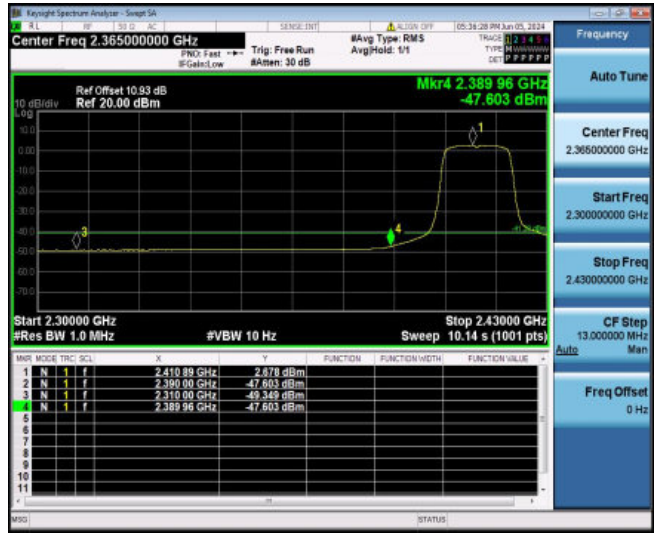
11B\_Ant1\_High\_2462\_AV



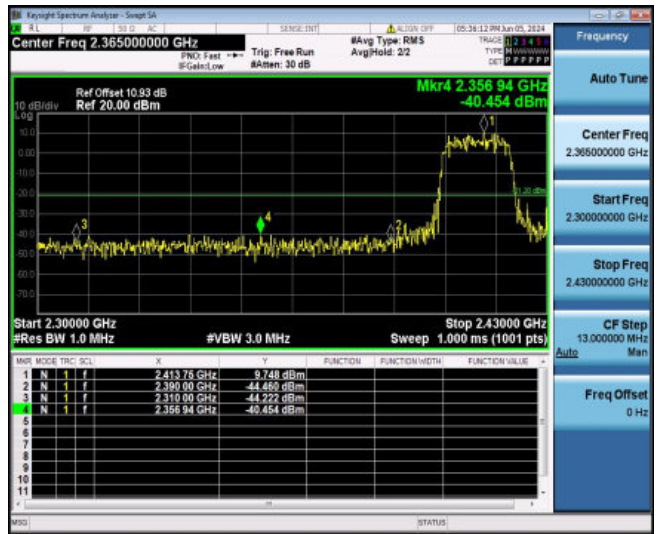
11B\_Ant1\_High\_2462\_Peak



11G\_Ant1\_Low\_2412\_AV



11G\_Ant1\_Low\_2412\_Peak



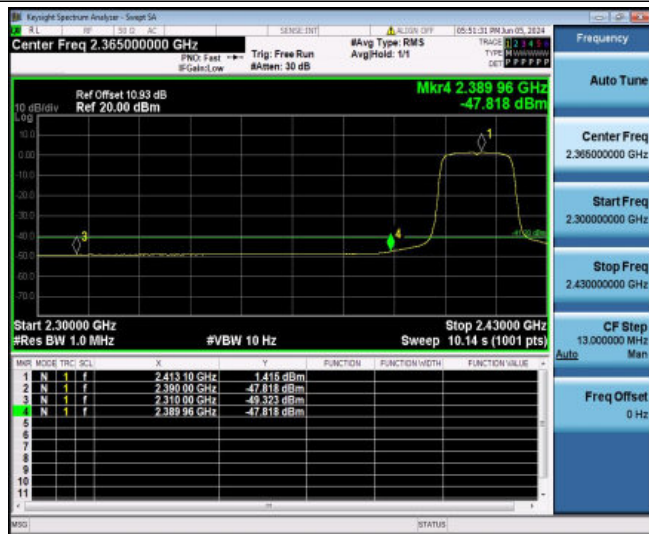
11G\_Ant1\_High\_2462\_AV



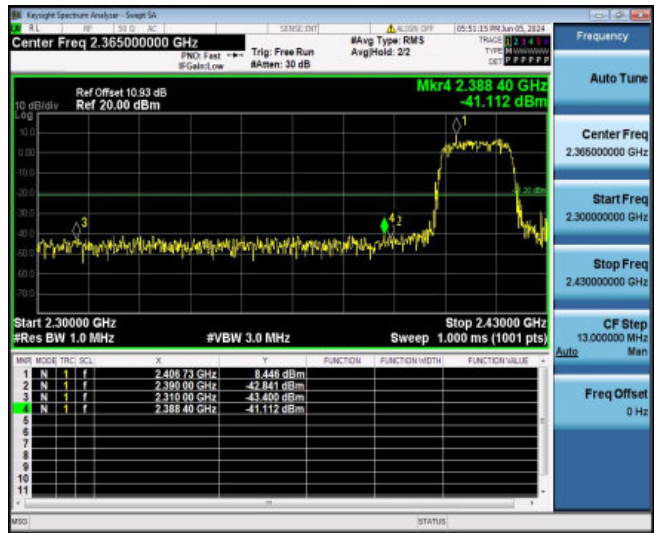
11G\_Ant1\_High\_2462\_Peak



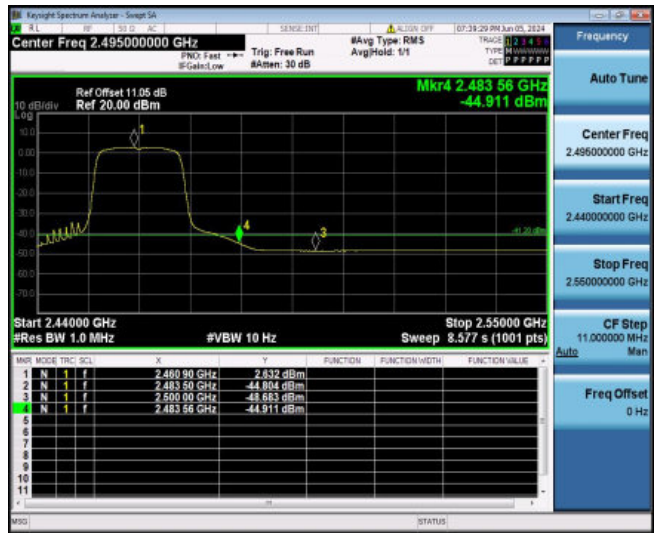
11N20SISO\_Ant1\_Low\_2412\_AV



11N20SISO\_Ant1\_Low\_2412\_Peak



11N20SISO\_Ant1\_High\_2462\_AV

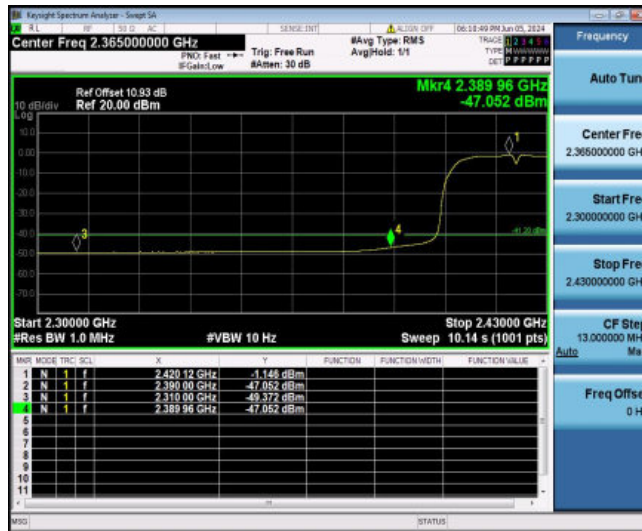


11N20SISO\_Ant1\_High\_2462\_Peak

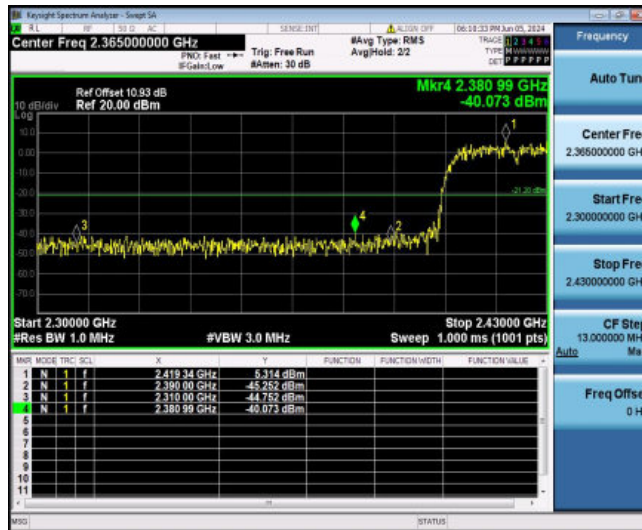


11N40SISO\_Ant1\_Low\_2422\_AV

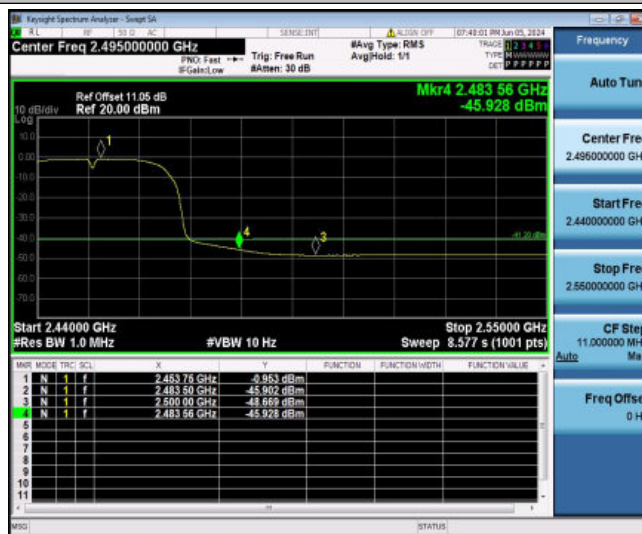




11N40SISO\_Ant1\_Low\_2422\_Peak



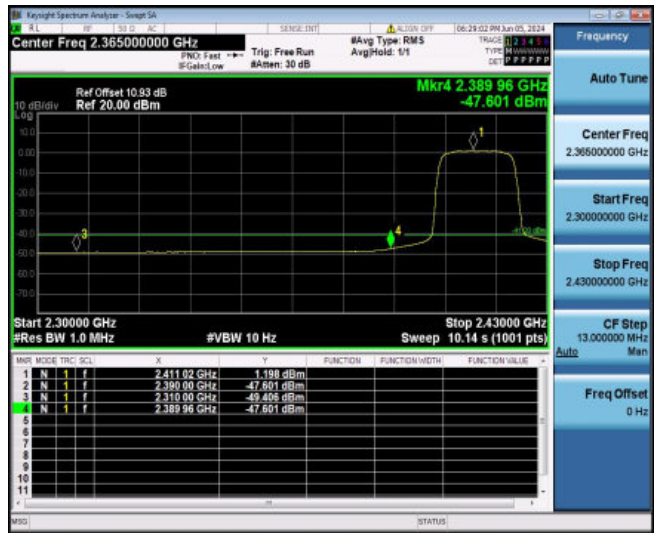
11N40SISO\_Ant1\_High\_2452\_AV



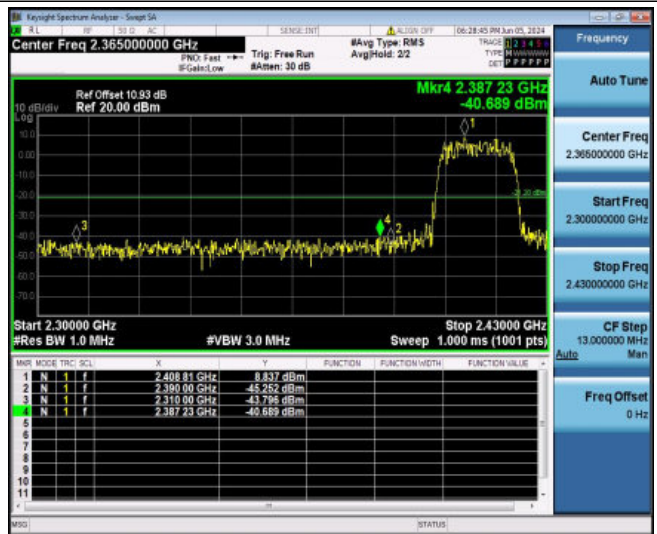
11N40SISO\_Ant1\_High\_2452\_Peak



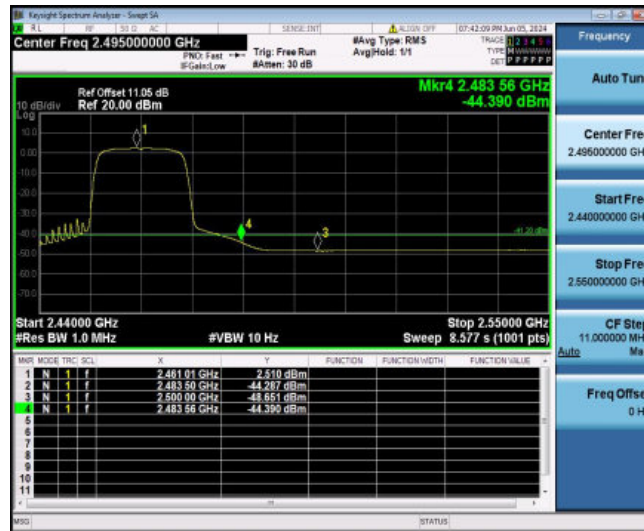
11AX20SISO Ant1\_Low\_2412\_AV



11AX20SISO Ant1\_Low\_2412\_Peak



11AX20SISO Ant1\_High\_2462\_AV



11AX20SISO Ant1\_High\_2462\_Peak

