



# SPECIFICATION FOR APPROVAL

**CUSTOMER/PROJECT:** \_\_\_\_\_

**CUSTOMER P.N.:** \_\_\_\_\_

**PRODUCT NAME:** WIFI ANT

**MODEL NO.:** 26B007A-41

**SPECIFICATION:** \_\_\_\_\_

SUPPLIER AUTHORIZED SIGNATURE		
PREPARED	CHECKED	APPROVED
WDH		

CUSTOMER AUTHORIZED SIGNATURE			
PM		QE	

Please return to us one copy of "SPECIFICATION FOR APPROVAL" with your approved signature.

**ADD: No.358 Liuyuan RD., Baoshan Urban Industrial District., Shanghai, P.R.China.**

**TEL: +86-21-66276925(26/29/35) - 615**

## Content

content .....	2-3
1 Noun explanation.....	4
2 Test equipment .....	4
3 Working frequency band .....	4
4 Test project.....	5
4.1 VSWR plot .....	5
4.2 Simth plot .....	5
4.3 Radiation pattern .....	5
4.4 Gain & Efficiency .....	5
5 Antenna parameter.....	5
5.1 VSWR .....	5
5.1.1 VSWR plot .....	5
5.1.2 VSWR data .....	6
5.2 Simth plot .....	6
5.3 Radiation pattern.....	7
5.3.1 H-plane .....	7
5.3.2 E-plane .....	8-10
5.4 UGain & Efficiency .....	11
6 Environmental treatment suggestions .....	12
7 Impedance matching .....	12
8 Antenna plan .....	13
8.1 Antenna dimensional drawing.....	13



---

8.2 Coaxial cable length drawing .....	13
8.3 Connector drawing .....	13
9 Antenna installation guide.....	14
9.1 Antenna installation instructions.....	14
9.2 Coaxial routing .....	14
10 Other.....	14

## 1 Noun explanation

dBi	Decibel relative isotropic antenna
Tx	Transmit frequency
Rx	Receive frequency
TRP	Total Radiated Power
TIS	Total Isotropic Sensitivity
VSWR	Voltage Standing Wave Ratio
GSM	Global Service for Mobile communication
DCS	Digital Communication System
CDMA	Code Division Multiple Access
WCDMA	Wideband Code Division Multiple Access

## 2 Test equipment

network analyzer  
Agilent8960  
SATIMO64 chamber

## 3 Working frequency band

The yellow Identification is the using band

Band	
WIFI (2.4G)	2412MHz~2483MHz

## 4 Test project

4.1 VSWR plot

4.2 Simth plot

4.3 Radiation pattern

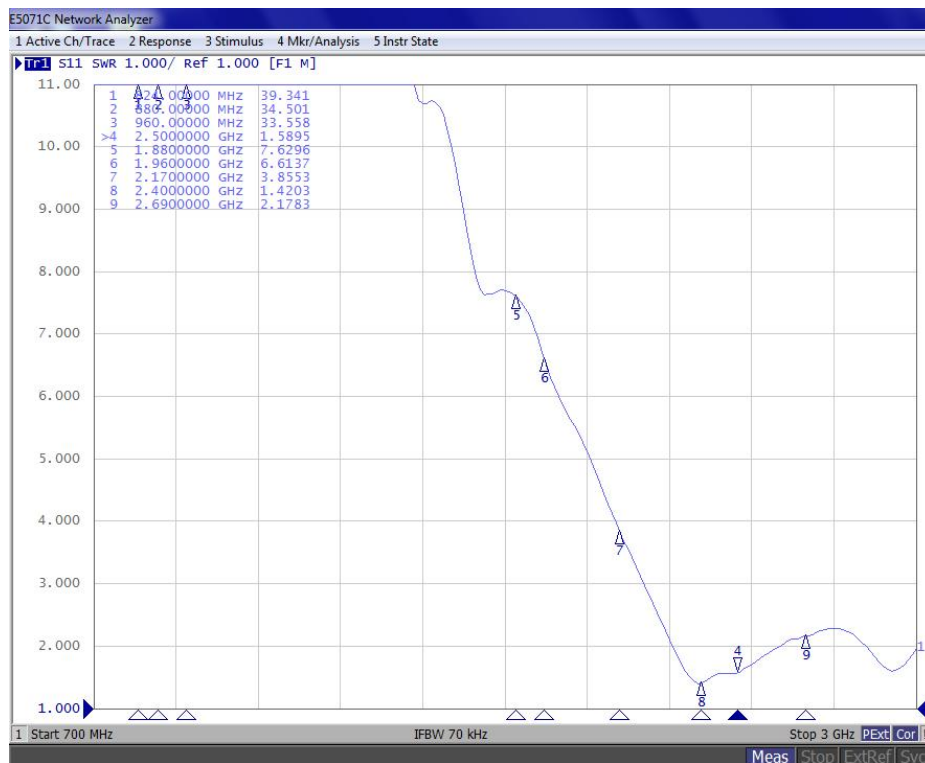
4.4 Gain & Efficiency

4.5 TRP&TIS

## 5 Antenna parameter

5.1 VSWR

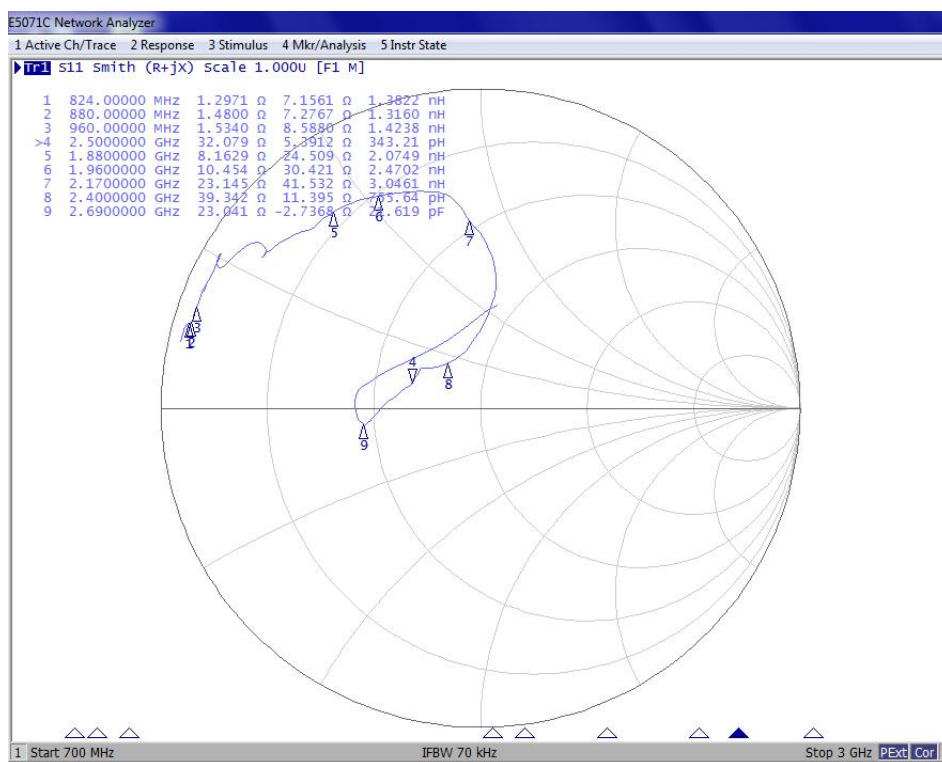
5.1.1 VSWR plot



5.1.2 VSWR data

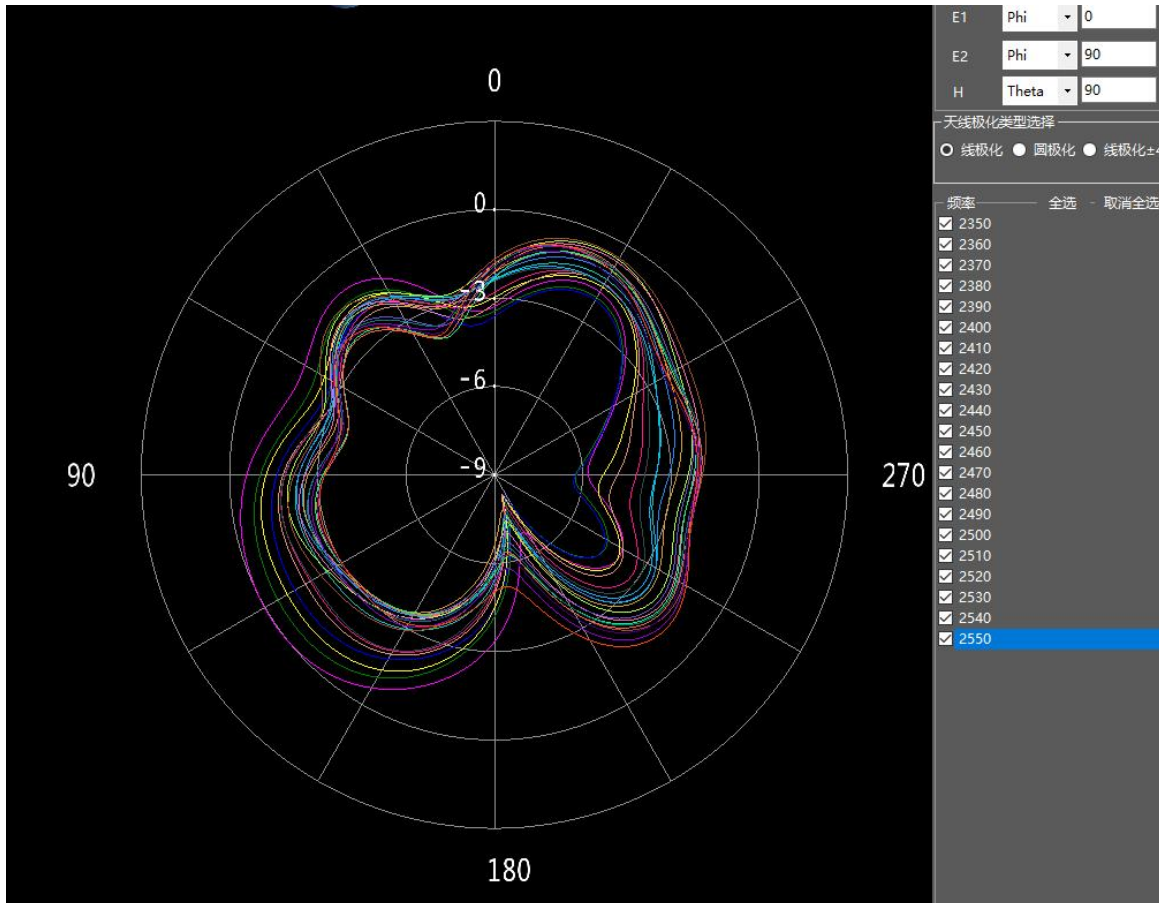
Freq/MHz	2400	2500
VSWR	1.4	1.5

5.2 Smith plot



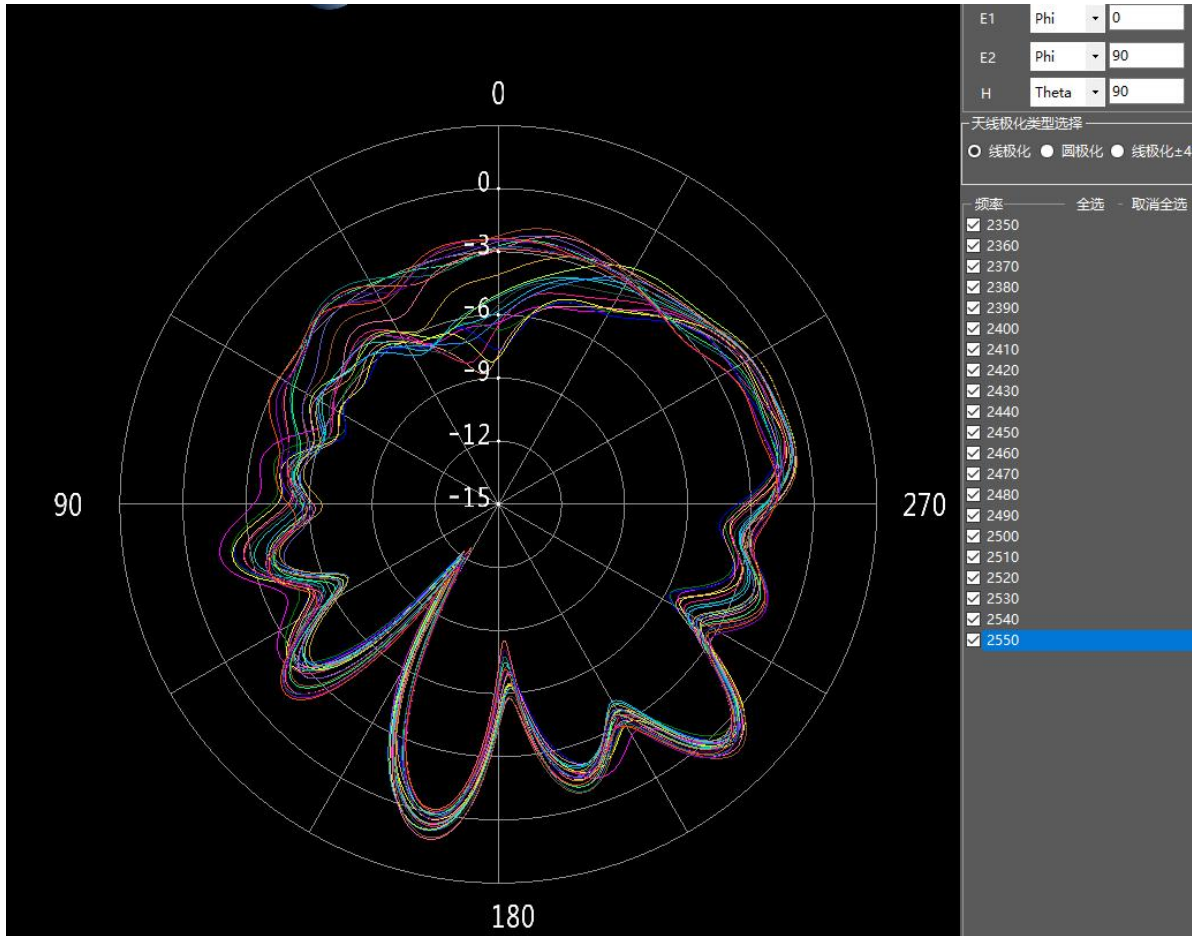
### 5.3 Radiation pattern

#### 5.3.1 H-plane



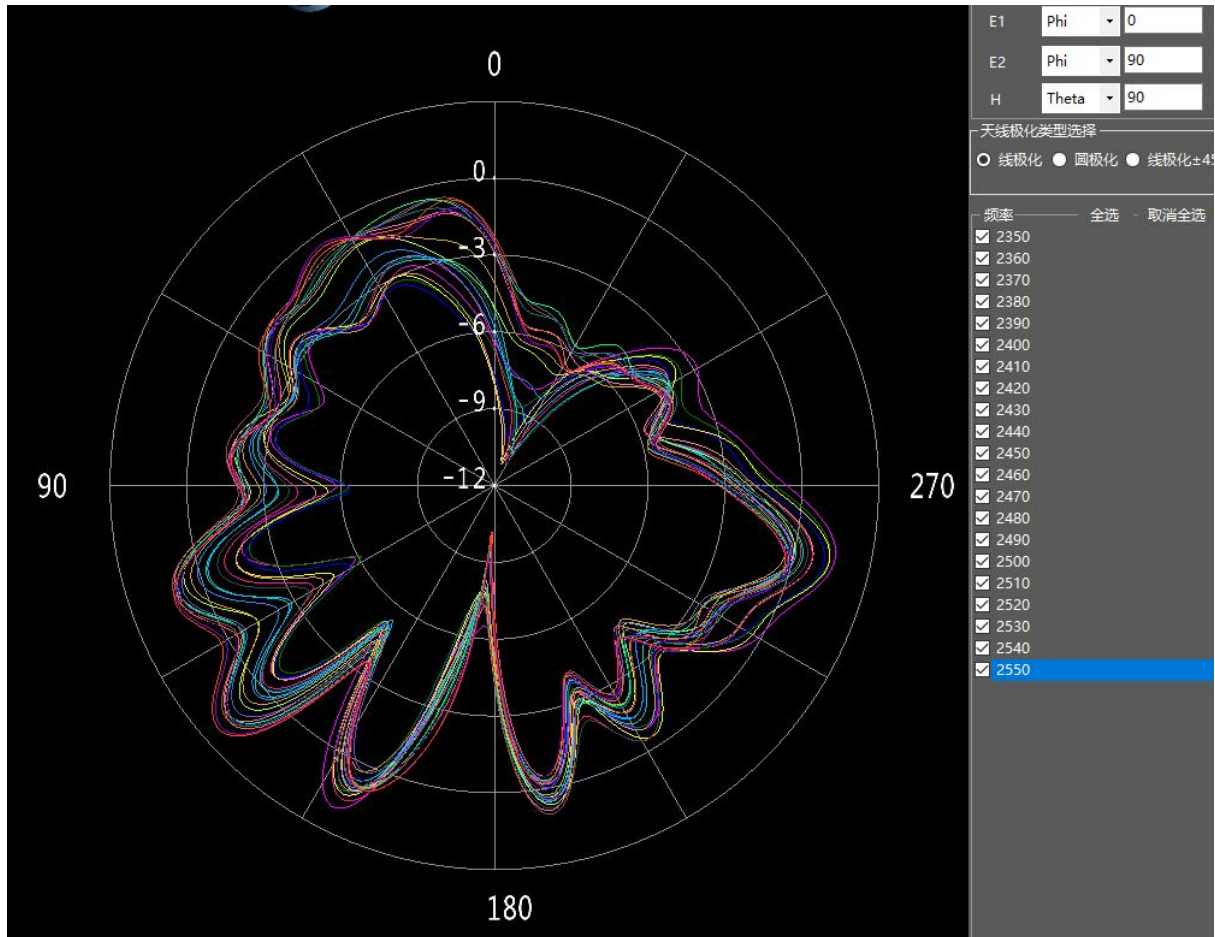
5.3.2 E-plane

**E1**





## E2



5.4 UGain & Efficiency

Frequency(MHz)	Gain(dBi)	efficiency(%)
2350	2.09	56.76
2370	1.44	50.93
2390	1.25	51.13
2400	1.74	54.60
2420	1.08	54.33
2450	1.36	58.65
2480	1.94	63.92
2500	1.70	59.85
2520	1.91	59.95
2550	2.39	62.31

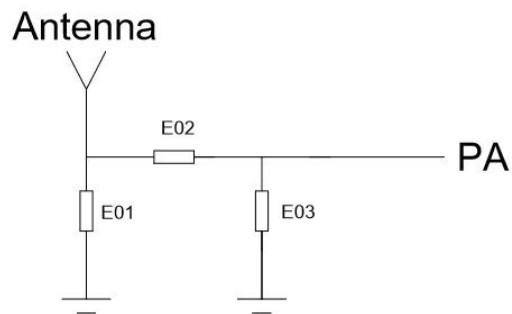
<u>WIFI</u>	<u>TRP</u>		<u>TIS</u>	
	UL_Channel		DL_Channel	
<u>11b</u>	1	16.01	1	-77.24
	6	15.83	6	-81.43
	11	15.41	11	-81.52

## 6 Environmental treatment suggestions

Environment does not need treatment

## 7 Impedance matching

E01	E02	E03
NC	1.2nH	2nH





## 9 Antenna installation guide

### 9.1 Antenna installation instructions

### 9.2



