

Test Plot 1#: GSM 850_Body Back_Low

DUT: APOS A8; Type: APOS A8; Serial: 17122505921

Communication System: Generic GPRS-4 slots; Frequency: 824.2 MHz; Duty Cycle: 1:2
 Medium parameters used: $f = 824.2 \text{ MHz}$; $\sigma = 0.942 \text{ S/m}$; $\epsilon_r = 57.453$; $\rho = 1000 \text{ kg/m}^3$;
 Phantom section: Right Section

DASY5 Configuration:

- Probe: ES3DV2 - SN3019; ConvF(6.42, 6.42, 6.42); Calibrated: 2017/10/30;
- Sensor-Surface: 4mm (Mechanical Surface Detection)
- Electronics: DAE4 Sn772; Calibrated: 2017/10/9
- Phantom: Triple Flat Phantom 5.1C; Type: QD 000 P51 CA; Serial: 1130
- Measurement SW: DASY52, Version 52.8 (8);

Area Scan (91x71x1): Interpolated grid: $dx=1.500 \text{ mm}$, $dy=1.500 \text{ mm}$

Maximum value of SAR (interpolated) = 0.824 W/kg

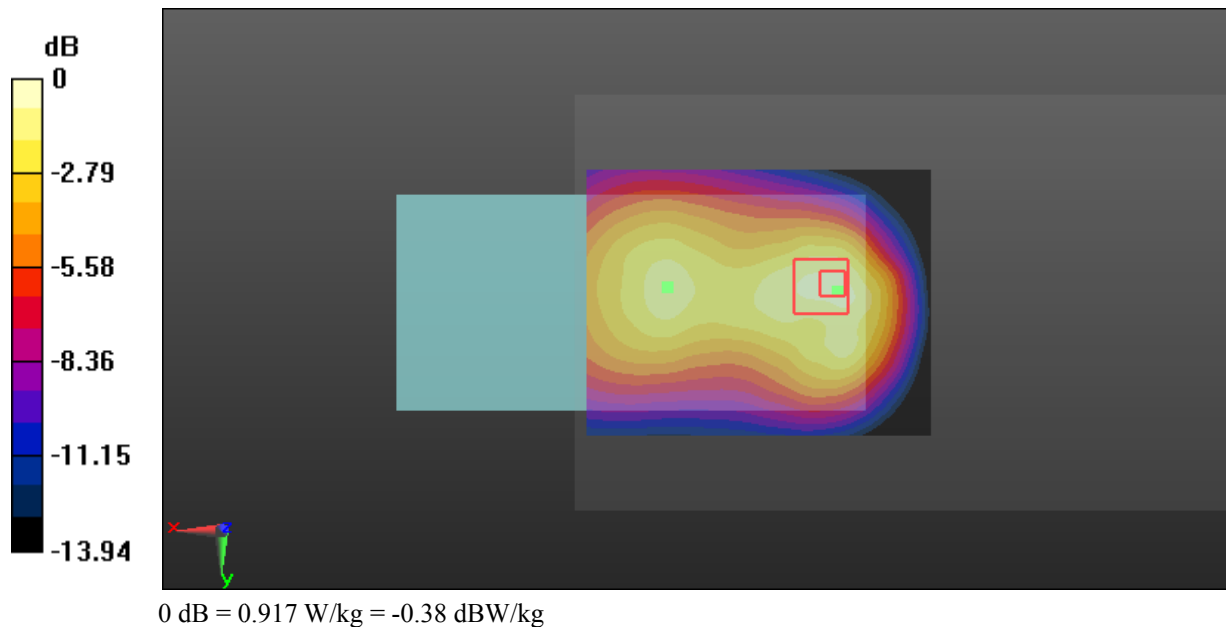
Zoom Scan (6x5x7)/Cube 0: Measurement grid: $dx=8\text{mm}$, $dy=8\text{mm}$, $dz=5\text{mm}$

Reference Value = 6.391 V/m; Power Drift = -0.07 dB

Peak SAR (extrapolated) = 1.52 W/kg

SAR(1 g) = 0.860 W/kg; SAR(10 g) = 0.519 W/kg

Maximum value of SAR (measured) = 0.917 W/kg



Test Plot 2#: GSM 850_Body Back_Middle**DUT: APOS A8; Type: APOS A8; Serial: 17122505921**

Communication System: Generic GPRS-4 slots; Frequency: 836.6 MHz; Duty Cycle: 1:2
Medium parameters used: $f = 836.6$ MHz; $\sigma = 0.955$ S/m; $\epsilon_r = 57.267$; $\rho = 1000$ kg/m³ ;
Phantom section: Right Section

DASY5 Configuration:

- Probe: ES3DV2 - SN3019; ConvF(6.42, 6.42, 6.42); Calibrated: 2017/10/30;
- Sensor-Surface: 4mm (Mechanical Surface Detection)
- Electronics: DAE4 Sn772; Calibrated: 2017/10/9
- Phantom: Triple Flat Phantom 5.1C; Type: QD 000 P51 CA; Serial: 1130
- Measurement SW: DASY52, Version 52.8 (8);

Area Scan (91x71x1): Interpolated grid: dx=1.500 mm, dy=1.500 mm

Maximum value of SAR (interpolated) = 1.07 W/kg

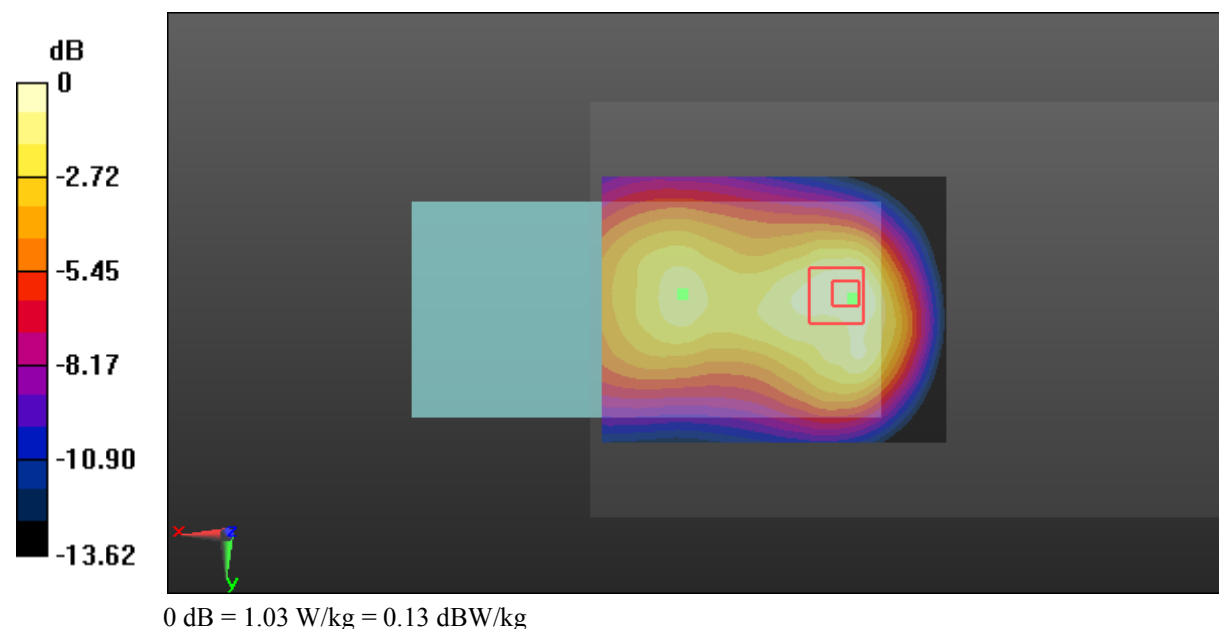
Zoom Scan (6x5x7)/Cube 0: Measurement grid: dx=8mm, dy=8mm, dz=5mm

Reference Value = 7.447 V/m; Power Drift = -0.16 dB

Peak SAR (extrapolated) = 1.65 W/kg

SAR(1 g) = 0.956 W/kg; SAR(10 g) = 0.585 W/kg

Maximum value of SAR (measured) = 1.03 W/kg



Test Plot 3#: GSM 850_Body Back_High**DUT: APOS A8; Type: APOS A8; Serial: 17122505921**

Communication System: Generic GPRS-4 slots; Frequency: 848.8 MHz; Duty Cycle: 1:2
Medium parameters used: $f = 848.8$ MHz; $\sigma = 0.965$ S/m; $\epsilon_r = 56.897$; $\rho = 1000$ kg/m³ ;
Phantom section: Right Section

DASY5 Configuration:

- Probe: ES3DV2 - SN3019; ConvF(6.42, 6.42, 6.42); Calibrated: 2017/10/30;
- Sensor-Surface: 4mm (Mechanical Surface Detection)
- Electronics: DAE4 Sn772; Calibrated: 2017/10/9
- Phantom: Triple Flat Phantom 5.1C; Type: QD 000 P51 CA; Serial: 1130
- Measurement SW: DASY52, Version 52.8 (8);

Area Scan (91x71x1): Interpolated grid: dx=1.500 mm, dy=1.500 mm

Maximum value of SAR (interpolated) = 1.32 W/kg

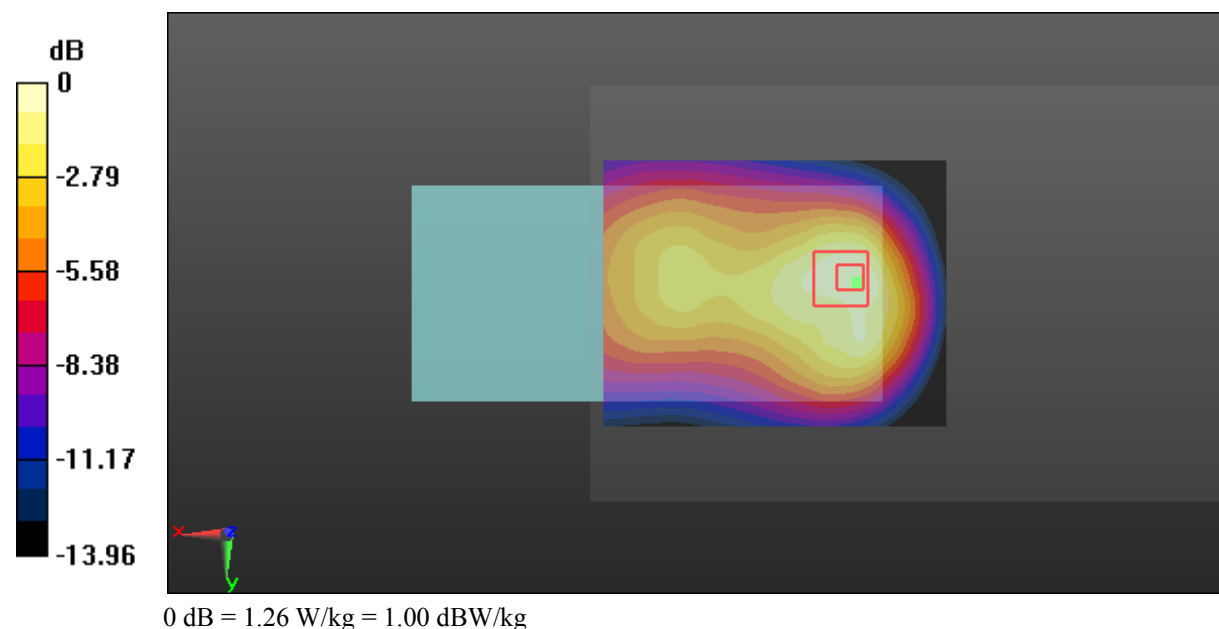
Zoom Scan (6x5x7)/Cube 0: Measurement grid: dx=8mm, dy=8mm, dz=5mm

Reference Value = 8.401 V/m; Power Drift = -0.18 dB

Peak SAR (extrapolated) = 2.04 W/kg

SAR(1 g) = 1.17 W/kg; SAR(10 g) = 0.711 W/kg

Maximum value of SAR (measured) = 1.26 W/kg



Test Plot 4#: GSM 850_Body Bottom_Low

DUT: APOS A8; Type: APOS A8; Serial: 17122505921

Communication System: Generic GPRS-4 slots; Frequency: 824.2 MHz; Duty Cycle: 1:2
 Medium parameters used: $f = 824.2 \text{ MHz}$; $\sigma = 0.942 \text{ S/m}$; $\epsilon_r = 57.453$; $\rho = 1000 \text{ kg/m}^3$;
 Phantom section: Right Section

DASY5 Configuration:

- Probe: ES3DV2 - SN3019; ConvF(6.42, 6.42, 6.42); Calibrated: 2017/10/30;
- Sensor-Surface: 4mm (Mechanical Surface Detection)
- Electronics: DAE4 Sn772; Calibrated: 2017/10/9
- Phantom: Triple Flat Phantom 5.1C; Type: QD 000 P51 CA; Serial: 1130
- Measurement SW: DASY52, Version 52.8 (8);

Area Scan (71x71x1): Interpolated grid: $dx=1.500 \text{ mm}$, $dy=1.500 \text{ mm}$

Maximum value of SAR (interpolated) = 0.744 W/kg


Zoom Scan (5x5x7)/Cube 0: Measurement grid: $dx=8\text{mm}$, $dy=8\text{mm}$, $dz=5\text{mm}$

Reference Value = 21.89 V/m; Power Drift = -0.16 dB

Peak SAR (extrapolated) = 2.46 W/kg

SAR(1 g) = 0.803 W/kg; SAR(10 g) = 0.343 W/kg

Maximum value of SAR (measured) = 0.902 W/kg



Test Plot 5#: GSM 850_Body Bottom_Middle

DUT: APOS A8; Type: APOS A8; Serial: 17122505921

Communication System: Generic GPRS-4 slots; Frequency: 836.6 MHz; Duty Cycle: 1:2
 Medium parameters used: $f = 836.6 \text{ MHz}$; $\sigma = 0.955 \text{ S/m}$; $\epsilon_r = 57.267$; $\rho = 1000 \text{ kg/m}^3$;
 Phantom section: Right Section

DASY5 Configuration:

- Probe: ES3DV2 - SN3019; ConvF(6.42, 6.42, 6.42); Calibrated: 2017/10/30;
- Sensor-Surface: 4mm (Mechanical Surface Detection)
- Electronics: DAE4 Sn772; Calibrated: 2017/10/9
- Phantom: Triple Flat Phantom 5.1C; Type: QD 000 P51 CA; Serial: 1130
- Measurement SW: DASY52, Version 52.8 (8);

Area Scan (71x71x1): Interpolated grid: $dx=1.500 \text{ mm}$, $dy=1.500 \text{ mm}$

Maximum value of SAR (interpolated) = 0.849 W/kg


Zoom Scan (5x5x7)/Cube 0: Measurement grid: $dx=8\text{mm}$, $dy=8\text{mm}$, $dz=5\text{mm}$

Reference Value = 22.58 V/m; Power Drift = -0.06 dB

Peak SAR (extrapolated) = 2.77 W/kg

SAR(1 g) = 0.912 W/kg; SAR(10 g) = 0.389 W/kg

Maximum value of SAR (measured) = 1.01 W/kg



Test Plot 6#: GSM 850_Body Bottom_High

DUT: APOS A8; Type: APOS A8; Serial: 17122505921

Communication System: Generic GPRS-4 slots; Frequency: 848.8 MHz; Duty Cycle: 1:2
 Medium parameters used: $f = 848.8 \text{ MHz}$; $\sigma = 0.965 \text{ S/m}$; $\epsilon_r = 56.897$; $\rho = 1000 \text{ kg/m}^3$;
 Phantom section: Right Section

DASY5 Configuration:

- Probe: ES3DV2 - SN3019; ConvF(6.42, 6.42, 6.42); Calibrated: 2017/10/30;
- Sensor-Surface: 4mm (Mechanical Surface Detection)
- Electronics: DAE4 Sn772; Calibrated: 2017/10/9
- Phantom: Triple Flat Phantom 5.1C; Type: QD 000 P51 CA; Serial: 1130
- Measurement SW: DASY52, Version 52.8 (8);

Area Scan (71x71x1): Interpolated grid: $dx=1.500 \text{ mm}$, $dy=1.500 \text{ mm}$

Maximum value of SAR (interpolated) = 0.873 W/kg

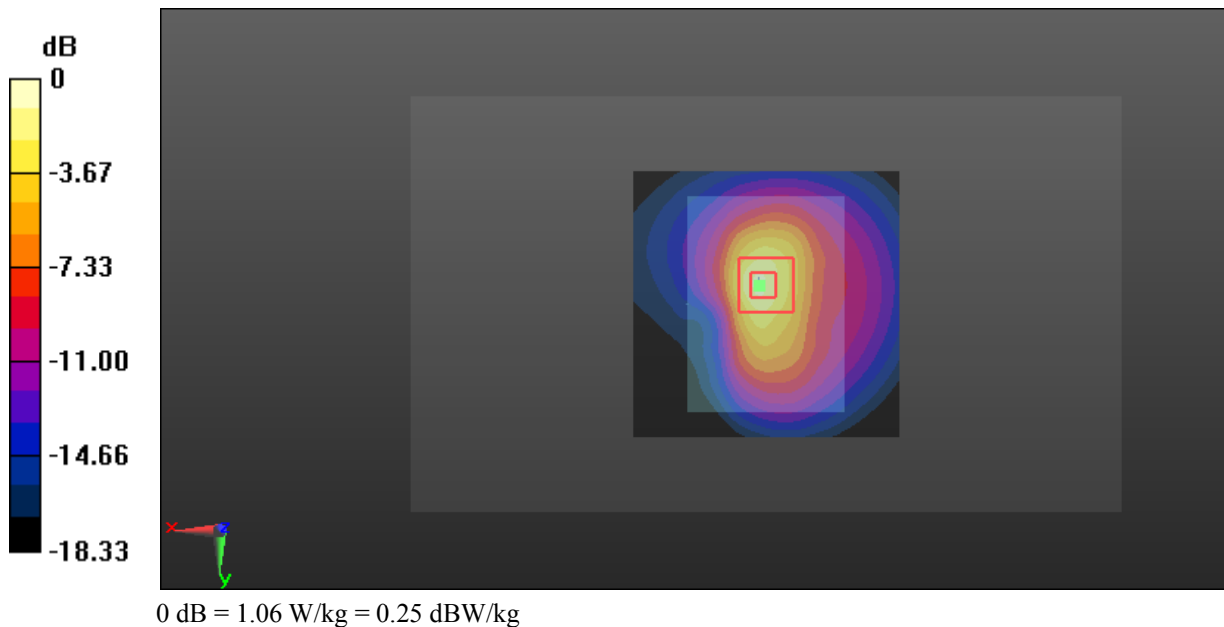
Zoom Scan (5x5x7)/Cube 0: Measurement grid: $dx=8\text{mm}$, $dy=8\text{mm}$, $dz=5\text{mm}$

Reference Value = 23.14 V/m; Power Drift = -0.19 dB

Peak SAR (extrapolated) = 2.85 W/kg

SAR(1 g) = 0.955 W/kg; SAR(10 g) = 0.406 W/kg

Maximum value of SAR (measured) = 1.06 W/kg



Test Plot 7#: GSM 850_Handheld Left_Middle

DUT: APOS A8; Type: APOS A8; Serial: 17122505921

Communication System: Generic GPRS-4 slots; Frequency: 836.6 MHz; Duty Cycle: 1:2
 Medium parameters used: $f = 836.6 \text{ MHz}$; $\sigma = 0.955 \text{ S/m}$; $\epsilon_r = 57.267$; $\rho = 1000 \text{ kg/m}^3$;
 Phantom section: Right Section

DASY5 Configuration:

- Probe: ES3DV2 - SN3019; ConvF(6.42, 6.42, 6.42); Calibrated: 2017/10/30;
- Sensor-Surface: 4mm (Mechanical Surface Detection)
- Electronics: DAE4 Sn772; Calibrated: 2017/10/9
- Phantom: Triple Flat Phantom 5.1C; Type: QD 000 P51 CA; Serial: 1130
- Measurement SW: DASY52, Version 52.8 (8);

Area Scan (71x71x1): Interpolated grid: $dx=1.500 \text{ mm}$, $dy=1.500 \text{ mm}$

Maximum value of SAR (interpolated) = 0.583 W/kg


Zoom Scan (5x5x7)/Cube 0: Measurement grid: $dx=8\text{mm}$, $dy=8\text{mm}$, $dz=5\text{mm}$

Reference Value = 17.93 V/m; Power Drift = 0.04 dB

Peak SAR (extrapolated) = 0.827 W/kg

SAR(1 g) = 0.530 W/kg; SAR(10 g) = 0.343 W/kg

Maximum value of SAR (measured) = 0.567 W/kg



Test Plot 8#: GSM 850_Handheld Right_Middle

DUT: APOS A8; Type: APOS A8; Serial: 17122505921

Communication System: Generic GPRS-4 slots; Frequency: 836.6 MHz; Duty Cycle: 1:2
 Medium parameters used: $f = 836.6 \text{ MHz}$; $\sigma = 0.955 \text{ S/m}$; $\epsilon_r = 57.267$; $\rho = 1000 \text{ kg/m}^3$;
 Phantom section: Right Section

DASY5 Configuration:

- Probe: ES3DV2 - SN3019; ConvF(6.42, 6.42, 6.42); Calibrated: 2017/10/30;
- Sensor-Surface: 4mm (Mechanical Surface Detection)
- Electronics: DAE4 Sn772; Calibrated: 2017/10/9
- Phantom: Triple Flat Phantom 5.1C; Type: QD 000 P51 CA; Serial: 1130
- Measurement SW: DASY52, Version 52.8 (8);

Area Scan (71x71x1): Interpolated grid: $dx=1.500 \text{ mm}$, $dy=1.500 \text{ mm}$

Maximum value of SAR (interpolated) = 0.164 W/kg

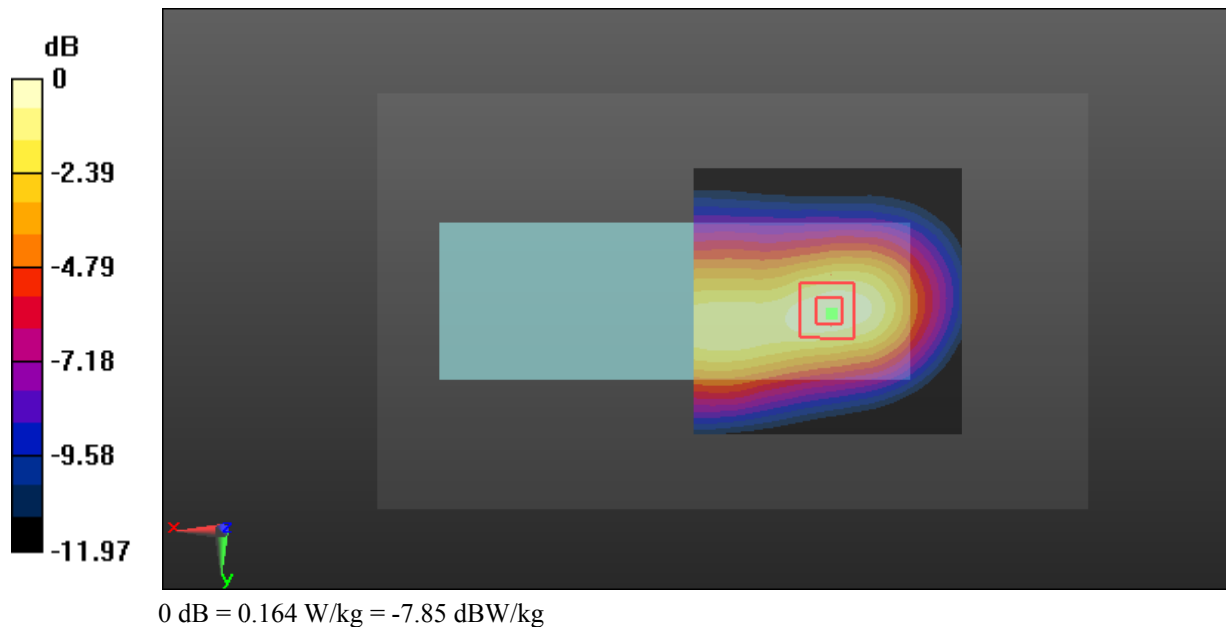
Zoom Scan (5x5x7)/Cube 0: Measurement grid: $dx=8\text{mm}$, $dy=8\text{mm}$, $dz=5\text{mm}$

Reference Value = 11.01 V/m; Power Drift = -0.08 dB

Peak SAR (extrapolated) = 0.229 W/kg

SAR(1 g) = 0.151 W/kg; SAR(10 g) = 0.096 W/kg

Maximum value of SAR (measured) = 0.164 W/kg



Test Plot 9#: GSM 1900_Body Back_Low

DUT: APOS A8; Type: APOS A8; Serial: 17122505921

Communication System: Generic GPRS-4 slots; Frequency: 1850.2 MHz; Duty Cycle: 1:2
 Medium parameters used: $f = 1850.2$ MHz; $\sigma = 1.457$ S/m; $\epsilon_r = 54.617$; $\rho = 1000$ kg/m³ ;
 Phantom section: Left Section

DASY5 Configuration:

- Probe: ES3DV2 - SN3019; ConvF(4.65, 4.65, 4.65); Calibrated: 2017/10/30;
- Sensor-Surface: 4mm (Mechanical Surface Detection)
- Electronics: DAE4 Sn772; Calibrated: 2017/10/9
- Phantom: Triple Flat Phantom 5.1C; Type: QD 000 P51 CA; Serial: 1130
- Measurement SW: DASY52, Version 52.8 (8);

Area Scan (71x71x1): Interpolated grid: dx=1.500 mm, dy=1.500 mm

Maximum value of SAR (interpolated) = 1.41 W/kg

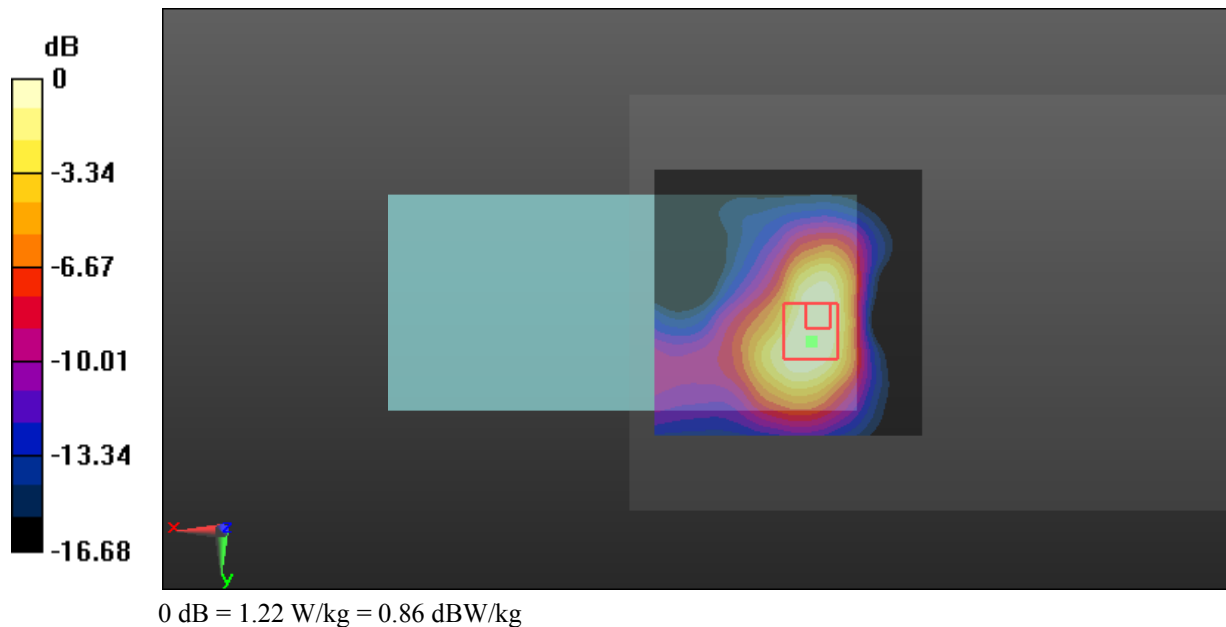
Zoom Scan (5x5x7)/Cube 0: Measurement grid: dx=8mm, dy=8mm, dz=5mm

Reference Value = 2.026 V/m; Power Drift = 0.14 dB

Peak SAR (extrapolated) = 2.18 W/kg

SAR(1 g) = 1.19 W/kg; SAR(10 g) = 0.649 W/kg

Maximum value of SAR (measured) = 1.22 W/kg



Test Plot 10#: GSM 1900_Body Back_Middle

DUT: APOS A8; Type: APOS A8; Serial: 17122505921

Communication System: Generic GPRS-4 slots; Frequency: 1880 MHz; Duty Cycle: 1:2
 Medium parameters used: $f = 1880$ MHz; $\sigma = 1.493$ S/m; $\epsilon_r = 54.186$; $\rho = 1000$ kg/m³ ;
 Phantom section: Left Section

DASY5 Configuration:

- Probe: ES3DV2 - SN3019; ConvF(4.65, 4.65, 4.65); Calibrated: 2017/10/30;
- Sensor-Surface: 4mm (Mechanical Surface Detection)
- Electronics: DAE4 Sn772; Calibrated: 2017/10/9
- Phantom: Triple Flat Phantom 5.1C; Type: QD 000 P51 CA; Serial: 1130
- Measurement SW: DASY52, Version 52.8 (8);

Area Scan (71x71x1): Interpolated grid: dx=1.500 mm, dy=1.500 mm

Maximum value of SAR (interpolated) = 1.45 W/kg

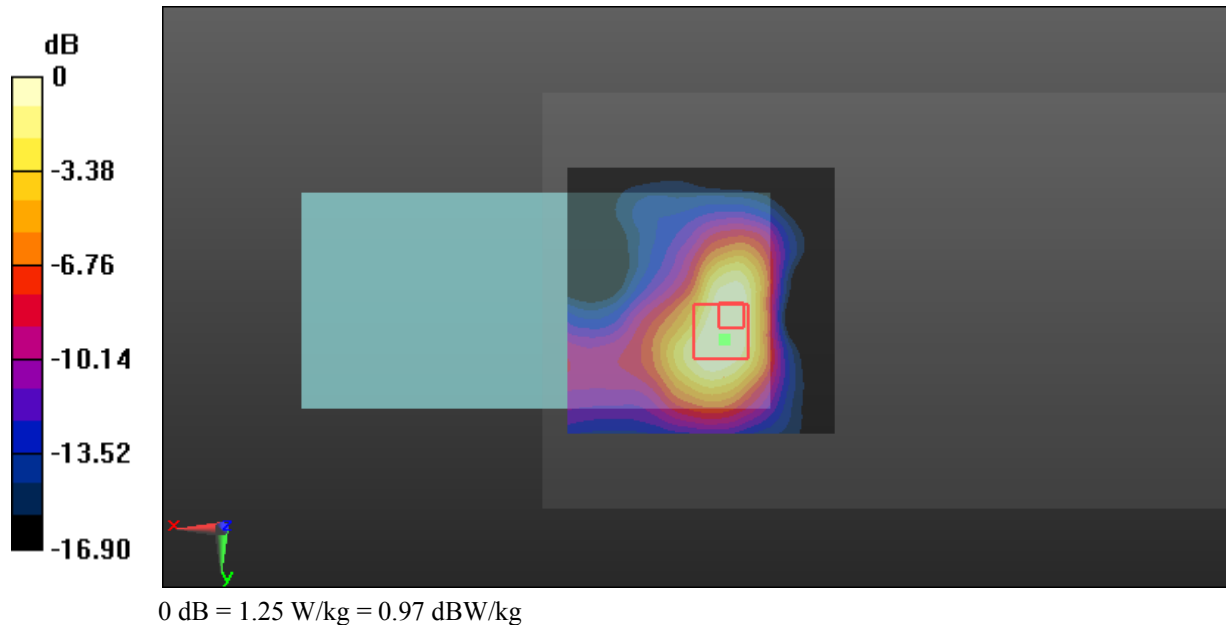
Zoom Scan (5x5x7)/Cube 0: Measurement grid: dx=8mm, dy=8mm, dz=5mm

Reference Value = 2.358 V/m; Power Drift = -0.19 dB

Peak SAR (extrapolated) = 2.17 W/kg

SAR(1 g) = 1.18 W/kg; SAR(10 g) = 0.658 W/kg

Maximum value of SAR (measured) = 1.25 W/kg



Test Plot 11#: GSM 1900_Body Back_High**DUT: APOS A8; Type: APOS A8; Serial: 17122505921**

Communication System: Generic GPRS-4 slots; Frequency: 1909.8 MHz; Duty Cycle: 1:2
Medium parameters used: $f = 1909.8$ MHz; $\sigma = 1.519$ S/m; $\epsilon_r = 54.035$; $\rho = 1000$ kg/m³ ;
Phantom section: Left Section

DASY5 Configuration:

- Probe: ES3DV2 - SN3019; ConvF(4.65, 4.65, 4.65); Calibrated: 2017/10/30;
- Sensor-Surface: 4mm (Mechanical Surface Detection)
- Electronics: DAE4 Sn772; Calibrated: 2017/10/9
- Phantom: Triple Flat Phantom 5.1C; Type: QD 000 P51 CA; Serial: 1130
- Measurement SW: DASY52, Version 52.8 (8);

Area Scan (71x71x1): Interpolated grid: dx=1.500 mm, dy=1.500 mm

Maximum value of SAR (interpolated) = 1.28 W/kg

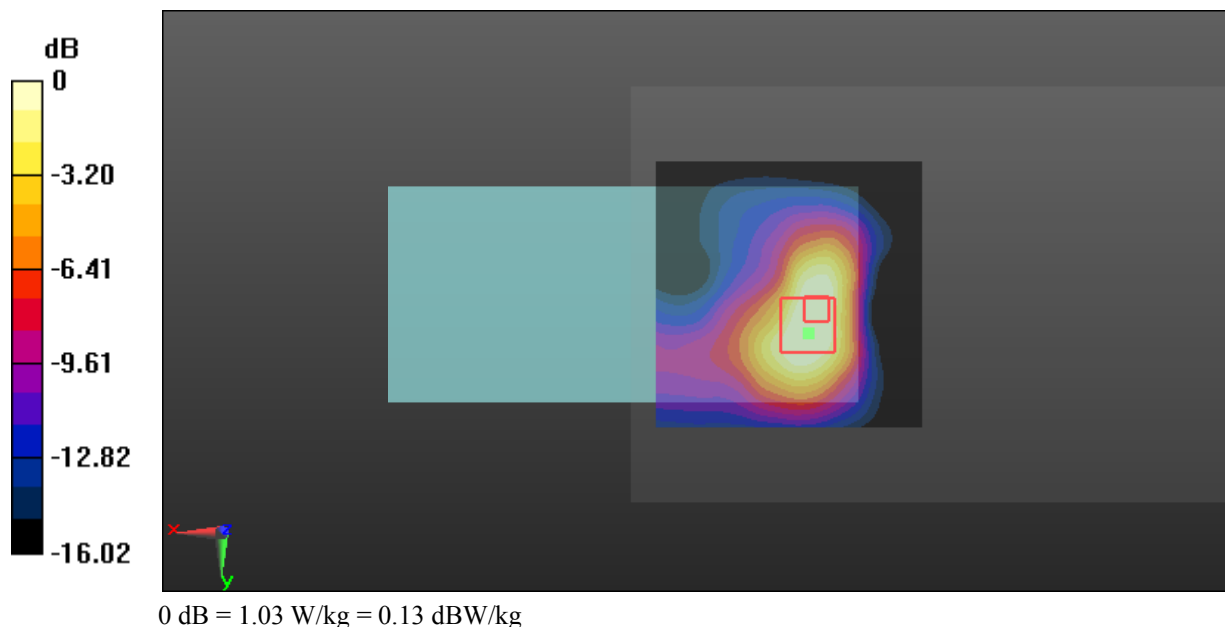
Zoom Scan (5x5x7)/Cube 0: Measurement grid: dx=8mm, dy=8mm, dz=5mm

Reference Value = 2.109 V/m; Power Drift = 0.16 dB

Peak SAR (extrapolated) = 1.83 W/kg

SAR(1 g) = 1.03 W/kg; SAR(10 g) = 0.574 W/kg

Maximum value of SAR (measured) = 1.03 W/kg



Test Plot 12#: GSM 1900_Body Bottom_Low

DUT: APOS A8; Type: APOS A8; Serial: 17122505921

Communication System: Generic GPRS-4 slots; Frequency: 1850.2 MHz; Duty Cycle: 1:2
 Medium parameters used: $f = 1850.2 \text{ MHz}$; $\sigma = 1.457 \text{ S/m}$; $\epsilon_r = 54.617$; $\rho = 1000 \text{ kg/m}^3$;
 Phantom section: Left Section

DASY5 Configuration:

- Probe: ES3DV2 - SN3019; ConvF(4.65, 4.65, 4.65); Calibrated: 2017/10/30;
- Sensor-Surface: 4mm (Mechanical Surface Detection)
- Electronics: DAE4 Sn772; Calibrated: 2017/10/9
- Phantom: Triple Flat Phantom 5.1C; Type: QD 000 P51 CA; Serial: 1130
- Measurement SW: DASY52, Version 52.8 (8);

Area Scan (71x71x1): Interpolated grid: $dx=1.500 \text{ mm}$, $dy=1.500 \text{ mm}$

Maximum value of SAR (interpolated) = 1.28 W/kg


Zoom Scan (5x5x7)/Cube 0: Measurement grid: $dx=8\text{mm}$, $dy=8\text{mm}$, $dz=5\text{mm}$

Reference Value = 23.95 V/m; Power Drift = -0.07 dB

Peak SAR (extrapolated) = 2.52 W/kg

SAR(1 g) = 1.29 W/kg; SAR(10 g) = 0.639 W/kg

Maximum value of SAR (measured) = 1.45 W/kg



Test Plot 13#: GSM 1900_Body Bottom_Middle

DUT: APOS A8; Type: APOS A8; Serial: 17122505921

Communication System: Generic GPRS-4 slots; Frequency: 1880 MHz; Duty Cycle: 1:2
 Medium parameters used: $f = 1880 \text{ MHz}$; $\sigma = 1.493 \text{ S/m}$; $\epsilon_r = 54.186$; $\rho = 1000 \text{ kg/m}^3$;
 Phantom section: Left Section

DASY5 Configuration:

- Probe: ES3DV2 - SN3019; ConvF(4.65, 4.65, 4.65); Calibrated: 2017/10/30;
- Sensor-Surface: 4mm (Mechanical Surface Detection)
- Electronics: DAE4 Sn772; Calibrated: 2017/10/9
- Phantom: Triple Flat Phantom 5.1C; Type: QD 000 P51 CA; Serial: 1130
- Measurement SW: DASY52, Version 52.8 (8);

Area Scan (71x71x1): Interpolated grid: $dx=1.500 \text{ mm}$, $dy=1.500 \text{ mm}$

Maximum value of SAR (interpolated) = 1.24 W/kg


Zoom Scan (5x5x7)/Cube 0: Measurement grid: $dx=8\text{mm}$, $dy=8\text{mm}$, $dz=5\text{mm}$

Reference Value = 23.88 V/m; Power Drift = -0.15 dB

Peak SAR (extrapolated) = 2.38 W/kg

SAR(1 g) = 1.27 W/kg; SAR(10 g) = 0.638 W/kg

Maximum value of SAR (measured) = 1.50 W/kg



Test Plot 14#: GSM 1900_Body Bottom_High

DUT: APOS A8; Type: APOS A8; Serial: 17122505921

Communication System: Generic GPRS-4 slots; Frequency: 1909.8 MHz; Duty Cycle: 1:2
 Medium parameters used: $f = 1909.8 \text{ MHz}$; $\sigma = 1.519 \text{ S/m}$; $\epsilon_r = 54.035$; $\rho = 1000 \text{ kg/m}^3$;
 Phantom section: Left Section

DASY5 Configuration:

- Probe: ES3DV2 - SN3019; ConvF(4.65, 4.65, 4.65); Calibrated: 2017/10/30;
- Sensor-Surface: 4mm (Mechanical Surface Detection)
- Electronics: DAE4 Sn772; Calibrated: 2017/10/9
- Phantom: Triple Flat Phantom 5.1C; Type: QD 000 P51 CA; Serial: 1130
- Measurement SW: DASY52, Version 52.8 (8);

Area Scan (71x71x1): Interpolated grid: $dx=1.500 \text{ mm}$, $dy=1.500 \text{ mm}$

Maximum value of SAR (interpolated) = 1.01 W/kg


Zoom Scan (5x5x7)/Cube 0: Measurement grid: $dx=8\text{mm}$, $dy=8\text{mm}$, $dz=5\text{mm}$

Reference Value = 21.16 V/m; Power Drift = 0.03 dB

Peak SAR (extrapolated) = 1.89 W/kg

SAR(1 g) = 1 W/kg; SAR(10 g) = 0.511 W/kg

Maximum value of SAR (measured) = 1.18 W/kg



Test Plot 15#: GSM 1900_Handheld Left_Middle

DUT: APOS A8; Type: APOS A8; Serial: 17122505921

Communication System: Generic GPRS-4 slots; Frequency: 1880 MHz; Duty Cycle: 1:2
 Medium parameters used: $f = 1880 \text{ MHz}$; $\sigma = 1.493 \text{ S/m}$; $\epsilon_r = 54.186$; $\rho = 1000 \text{ kg/m}^3$;
 Phantom section: Left Section

DASY5 Configuration:

- Probe: ES3DV2 - SN3019; ConvF(4.65, 4.65, 4.65); Calibrated: 2017/10/30;
- Sensor-Surface: 4mm (Mechanical Surface Detection)
- Electronics: DAE4 Sn772; Calibrated: 2017/10/9
- Phantom: Triple Flat Phantom 5.1C; Type: QD 000 P51 CA; Serial: 1130
- Measurement SW: DASY52, Version 52.8 (8);

Area Scan (71x71x1): Interpolated grid: $dx=1.500 \text{ mm}$, $dy=1.500 \text{ mm}$

Maximum value of SAR (interpolated) = 0.152 W/kg


Zoom Scan (5x5x7)/Cube 0: Measurement grid: $dx=8\text{mm}$, $dy=8\text{mm}$, $dz=5\text{mm}$

Reference Value = 5.449 V/m; Power Drift = 0.18 dB

Peak SAR (extrapolated) = 0.246 W/kg

SAR(1 g) = 0.154 W/kg; SAR(10 g) = 0.090 W/kg

Maximum value of SAR (measured) = 0.174 W/kg



Test Plot 16#: GSM 1900_Handheld Right_Middle

DUT: APOS A8; Type: APOS A8; Serial: 17122505921

Communication System: Generic GPRS-4 slots; Frequency: 1880 MHz; Duty Cycle: 1:2
 Medium parameters used: $f = 1880$ MHz; $\sigma = 1.493$ S/m; $\epsilon_r = 54.186$; $\rho = 1000$ kg/m³ ;
 Phantom section: Left Section

DASY5 Configuration:

- Probe: ES3DV2 - SN3019; ConvF(4.65, 4.65, 4.65); Calibrated: 2017/10/30;
- Sensor-Surface: 4mm (Mechanical Surface Detection)
- Electronics: DAE4 Sn772; Calibrated: 2017/10/9
- Phantom: Triple Flat Phantom 5.1C; Type: QD 000 P51 CA; Serial: 1130
- Measurement SW: DASY52, Version 52.8 (8);

Area Scan (71x71x1): Interpolated grid: dx=1.500 mm, dy=1.500 mm

Maximum value of SAR (interpolated) = 0.594 W/kg


Zoom Scan (5x5x7)/Cube 0: Measurement grid: dx=8mm, dy=8mm, dz=5mm

Reference Value = 8.334 V/m; Power Drift = 0.09 dB

Peak SAR (extrapolated) = 0.909 W/kg

SAR(1 g) = 0.534 W/kg; SAR(10 g) = 0.300 W/kg

Maximum value of SAR (measured) = 0.589 W/kg



Test Plot 17#: WCDMA Band 2_Body Back_Low

DUT: APOS A8; Type: APOS A8; Serial: 17122505921

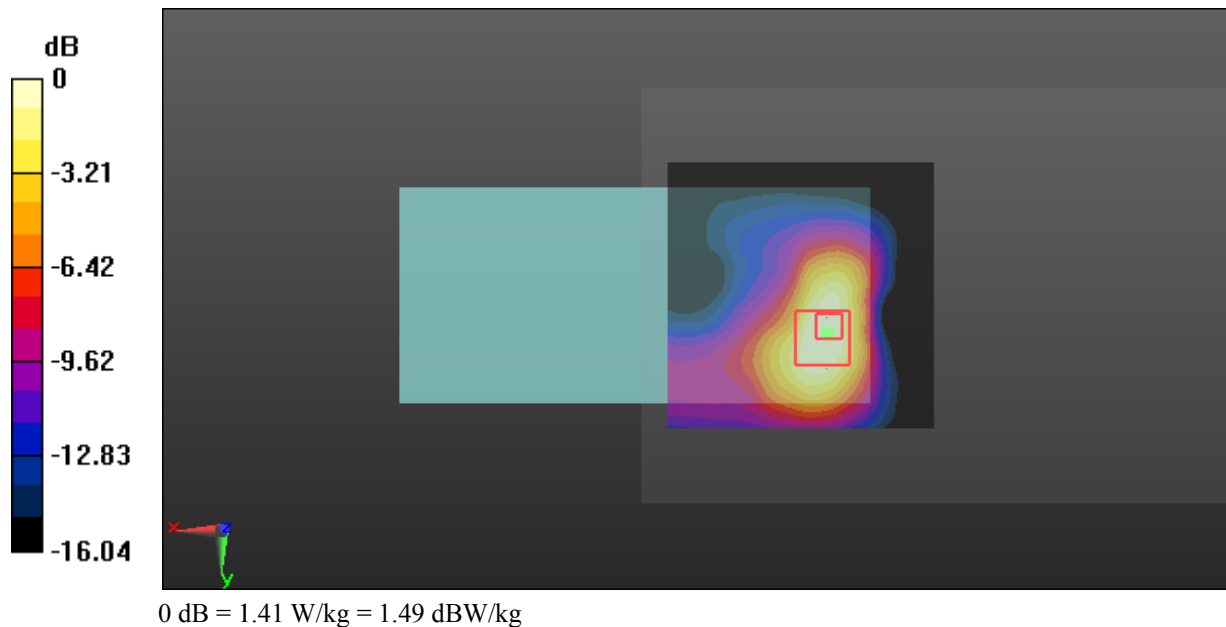
Communication System: Generic WCDMA; Frequency: 1852.4 MHz; Duty Cycle: 1:1
 Medium parameters used: $f = 1852.4 \text{ MHz}$; $\sigma = 1.466 \text{ S/m}$; $\epsilon_r = 54.568$; $\rho = 1000 \text{ kg/m}^3$;
 Phantom section: Left Section

DASY5 Configuration:

- Probe: ES3DV2 - SN3019; ConvF(4.65, 4.65, 4.65); Calibrated: 2017/10/30;
- Sensor-Surface: 4mm (Mechanical Surface Detection)
- Electronics: DAE4 Sn772; Calibrated: 2017/10/9
- Phantom: Triple Flat Phantom 5.1C; Type: QD 000 P51 CA; Serial: 1130
- Measurement SW: DASY52, Version 52.8 (8);

Area Scan (71x71x1): Interpolated grid: $dx=1.500 \text{ mm}$, $dy=1.500 \text{ mm}$
 Maximum value of SAR (interpolated) = 1.51 W/kg

Zoom Scan (5x5x7)/Cube 0: Measurement grid: $dx=8\text{mm}$, $dy=8\text{mm}$, $dz=5\text{mm}$
 Reference Value = 2.116 V/m; Power Drift = 0.20 dB
 Peak SAR (extrapolated) = 2.24 W/kg
SAR(1 g) = 1.29 W/kg; SAR(10 g) = 0.729 W/kg
 Maximum value of SAR (measured) = 1.41 W/kg



Test Plot 18#: WCDMA Band 2_Body Back_Middle**DUT: APOS A8; Type: APOS A8; Serial: 17122505921**

Communication System: Generic WCDMA; Frequency: 1880 MHz; Duty Cycle: 1:1
Medium parameters used: $f = 1880$ MHz; $\sigma = 1.493$ S/m; $\epsilon_r = 54.186$; $\rho = 1000$ kg/m³ ;
Phantom section: Left Section

DASY5 Configuration:

- Probe: ES3DV2 - SN3019; ConvF(4.65, 4.65, 4.65); Calibrated: 2017/10/30;
- Sensor-Surface: 4mm (Mechanical Surface Detection)
- Electronics: DAE4 Sn772; Calibrated: 2017/10/9
- Phantom: Triple Flat Phantom 5.1C; Type: QD 000 P51 CA; Serial: 1130
- Measurement SW: DASY52, Version 52.8 (8);

Area Scan (71x71x1): Interpolated grid: dx=1.500 mm, dy=1.500 mm

Maximum value of SAR (interpolated) = 1.55 W/kg


Zoom Scan (5x5x7)/Cube 0: Measurement grid: dx=8mm, dy=8mm, dz=5mm

Reference Value = 2.407 V/m; Power Drift = -0.15 dB

Peak SAR (extrapolated) = 2.25 W/kg

SAR(1 g) = 1.27 W/kg; SAR(10 g) = 0.721 W/kg

Maximum value of SAR (measured) = 1.43 W/kg



Test Plot 19#: WCDMA Band 2_Body Back_High

DUT: APOS A8; Type: APOS A8; Serial: 17122505921

Communication System: Generic WCDMA; Frequency: 1907.6 MHz; Duty Cycle: 1:1
 Medium parameters used: $f = 1907.6 \text{ MHz}$; $\sigma = 1.515 \text{ S/m}$; $\epsilon_r = 54.04$; $\rho = 1000 \text{ kg/m}^3$;
 Phantom section: Left Section

DASY5 Configuration:

- Probe: ES3DV2 - SN3019; ConvF(4.65, 4.65, 4.65); Calibrated: 2017/10/30;
- Sensor-Surface: 4mm (Mechanical Surface Detection)
- Electronics: DAE4 Sn772; Calibrated: 2017/10/9
- Phantom: Triple Flat Phantom 5.1C; Type: QD 000 P51 CA; Serial: 1130
- Measurement SW: DASY52, Version 52.8 (8);

Area Scan (71x71x1): Interpolated grid: dx=1.500 mm, dy=1.500 mm

Maximum value of SAR (interpolated) = 1.52 W/kg

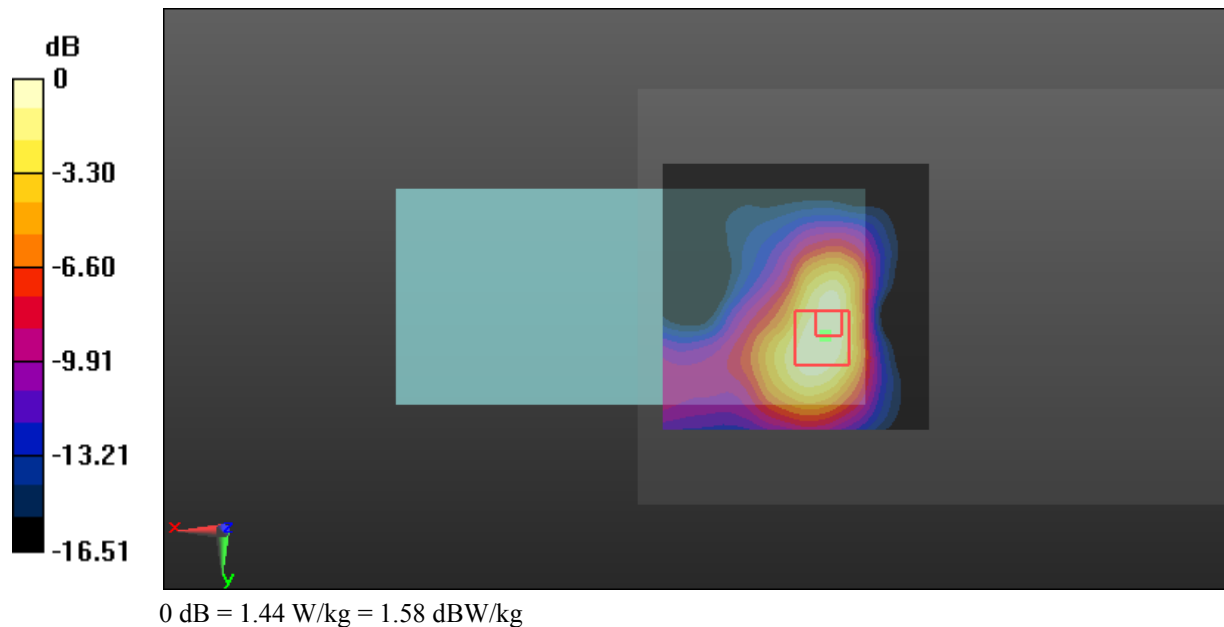
Zoom Scan (5x5x7)/Cube 0: Measurement grid: dx=8mm, dy=8mm, dz=5mm

Reference Value = 2.435 V/m; Power Drift = 0.10 dB

Peak SAR (extrapolated) = 2.28 W/kg

SAR(1 g) = 1.28 W/kg; SAR(10 g) = 0.723 W/kg

Maximum value of SAR (measured) = 1.44 W/kg



Test Plot 20#: WCDMA Band 2_Body Bottom_Low**DUT: APOS A8; Type: APOS A8; Serial: 17122505921**

Communication System: Generic WCDMA; Frequency: 1852.4 MHz; Duty Cycle: 1:1
Medium parameters used: $f = 1852.4$ MHz; $\sigma = 1.466$ S/m; $\epsilon_r = 54.568$; $\rho = 1000$ kg/m³ ;
Phantom section: Left Section

DASY5 Configuration:

- Probe: ES3DV2 - SN3019; ConvF(4.65, 4.65, 4.65); Calibrated: 2017/10/30;
- Sensor-Surface: 4mm (Mechanical Surface Detection)
- Electronics: DAE4 Sn772; Calibrated: 2017/10/9
- Phantom: Triple Flat Phantom 5.1C; Type: QD 000 P51 CA; Serial: 1130
- Measurement SW: DASY52, Version 52.8 (8);

Area Scan (71x71x1): Interpolated grid: dx=1.500 mm, dy=1.500 mm

Maximum value of SAR (interpolated) = 1.26 W/kg


Zoom Scan (5x5x7)/Cube 0: Measurement grid: dx=8mm, dy=8mm, dz=5mm

Reference Value = 12.81 V/m; Power Drift = -0.13 dB

Peak SAR (extrapolated) = 2.08 W/kg

SAR(1 g) = 1.09 W/kg; SAR(10 g) = 0.547 W/kg

Maximum value of SAR (measured) = 1.31 W/kg



Test Plot 21#: WCDMA Band 2_Body Bottom_Middle

DUT: APOS A8; Type: APOS A8; Serial: 17122505921

Communication System: Generic WCDMA; Frequency: 1880 MHz; Duty Cycle: 1:1
 Medium parameters used: $f = 1880 \text{ MHz}$; $\sigma = 1.493 \text{ S/m}$; $\epsilon_r = 54.186$; $\rho = 1000 \text{ kg/m}^3$;
 Phantom section: Left Section

DASY5 Configuration:

- Probe: ES3DV2 - SN3019; ConvF(4.65, 4.65, 4.65); Calibrated: 2017/10/30;
- Sensor-Surface: 4mm (Mechanical Surface Detection)
- Electronics: DAE4 Sn772; Calibrated: 2017/10/9
- Phantom: Triple Flat Phantom 5.1C; Type: QD 000 P51 CA; Serial: 1130
- Measurement SW: DASY52, Version 52.8 (8);

Area Scan (71x71x1): Interpolated grid: $dx=1.500 \text{ mm}$, $dy=1.500 \text{ mm}$

Maximum value of SAR (interpolated) = 1.23 W/kg


Zoom Scan (5x5x7)/Cube 0: Measurement grid: $dx=8\text{mm}$, $dy=8\text{mm}$, $dz=5\text{mm}$

Reference Value = 11.34 V/m; Power Drift = -0.11 dB

Peak SAR (extrapolated) = 1.94 W/kg

SAR(1 g) = 1.02 W/kg; SAR(10 g) = 0.509 W/kg

Maximum value of SAR (measured) = 1.21 W/kg



Test Plot 22#: WCDMA Band 2_Body Bottom_High

DUT: APOS A8; Type: APOS A8; Serial: 17122505921

Communication System: Generic WCDMA; Frequency: 1907.6 MHz; Duty Cycle: 1:1
 Medium parameters used: $f = 1907.6 \text{ MHz}$; $\sigma = 1.515 \text{ S/m}$; $\epsilon_r = 54.04$; $\rho = 1000 \text{ kg/m}^3$;
 Phantom section: Left Section

DASY5 Configuration:

- Probe: ES3DV2 - SN3019; ConvF(4.65, 4.65, 4.65); Calibrated: 2017/10/30;
- Sensor-Surface: 4mm (Mechanical Surface Detection)
- Electronics: DAE4 Sn772; Calibrated: 2017/10/9
- Phantom: Triple Flat Phantom 5.1C; Type: QD 000 P51 CA; Serial: 1130
- Measurement SW: DASY52, Version 52.8 (8);

Area Scan (71x71x1): Interpolated grid: $dx=1.500 \text{ mm}$, $dy=1.500 \text{ mm}$

Maximum value of SAR (interpolated) = 1.19 W/kg


Zoom Scan (5x5x7)/Cube 0: Measurement grid: $dx=8\text{mm}$, $dy=8\text{mm}$, $dz=5\text{mm}$

Reference Value = 10.52 V/m; Power Drift = -0.13 dB

Peak SAR (extrapolated) = 1.93 W/kg

SAR(1 g) = 0.975 W/kg; SAR(10 g) = 0.476 W/kg

Maximum value of SAR (measured) = 1.17 W/kg



Test Plot 23#: WCDMA Band 2_Handheld Left_Middle

DUT: APOS A8; Type: APOS A8; Serial: 17122505921

Communication System: Generic WCDMA; Frequency: 1880 MHz;Duty Cycle: 1:1
 Medium parameters used: $f = 1880 \text{ MHz}$; $\sigma = 1.493 \text{ S/m}$; $\epsilon_r = 54.186$; $\rho = 1000 \text{ kg/m}^3$;
 Phantom section: Left Section

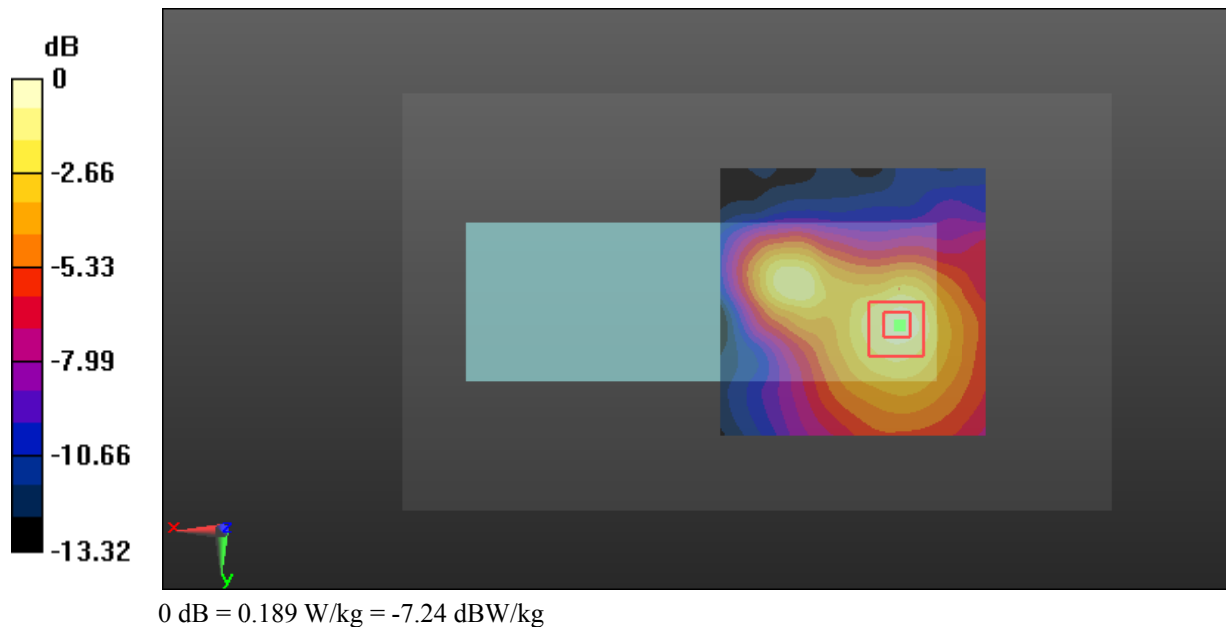
DASY5 Configuration:

- Probe: ES3DV2 - SN3019; ConvF(4.65, 4.65, 4.65); Calibrated: 2017/10/30;
- Sensor-Surface: 4mm (Mechanical Surface Detection)
- Electronics: DAE4 Sn772;Calibrated: 2017/10/9
- Phantom: Triple Flat Phantom 5.1C; Type: QD 000 P51 CA; Serial: 1130
- Measurement SW: DASY52, Version 52.8 (8);

Area Scan (71x71x1): Interpolated grid: $dx=1.500 \text{ mm}$, $dy=1.500 \text{ mm}$
 Maximum value of SAR (interpolated) = 0.176 W/kg

Zoom Scan (5x5x7)/Cube 0: Measurement grid: $dx=8\text{mm}$, $dy=8\text{mm}$, $dz=5\text{mm}$
 Reference Value = 6.364 V/m ; Power Drift = 0.12 dB
 Peak SAR (extrapolated) = 0.263 W/kg

SAR(1 g) = 0.169 W/kg ; SAR(10 g) = 0.100 W/kg
 Maximum value of SAR (measured) = 0.189 W/kg



Test Plot 24#: WCDMA Band 2_Handheld Right_Middle

DUT: APOS A8; Type: APOS A8; Serial: 17122505921

Communication System: Generic WCDMA; Frequency: 1880 MHz;Duty Cycle: 1:1
 Medium parameters used: $f = 1880 \text{ MHz}$; $\sigma = 1.493 \text{ S/m}$; $\epsilon_r = 54.186$; $\rho = 1000 \text{ kg/m}^3$;
 Phantom section: Left Section

DASY5 Configuration:

- Probe: ES3DV2 - SN3019; ConvF(4.65, 4.65, 4.65); Calibrated: 2017/10/30;
- Sensor-Surface: 4mm (Mechanical Surface Detection)
- Electronics: DAE4 Sn772;Calibrated: 2017/10/9
- Phantom: Triple Flat Phantom 5.1C; Type: QD 000 P51 CA; Serial: 1130
- Measurement SW: DASY52, Version 52.8 (8);

Area Scan (71x71x1): Interpolated grid: $dx=1.500 \text{ mm}$, $dy=1.500 \text{ mm}$

Maximum value of SAR (interpolated) = 0.737 W/kg


Zoom Scan (5x5x7)/Cube 0: Measurement grid: $dx=8\text{mm}$, $dy=8\text{mm}$, $dz=5\text{mm}$

Reference Value = 7.509 V/m; Power Drift = 0.13 dB

Peak SAR (extrapolated) = 1.06 W/kg

SAR(1 g) = 0.646 W/kg; SAR(10 g) = 0.368 W/kg

Maximum value of SAR (measured) = 0.712 W/kg



Test Plot 25#: WCDMA Band 4_Body Back_Low**DUT: APOS A8; Type: APOS A8; Serial: 17122505921**

Communication System: Generic WCDMA; Frequency: 1712.4 MHz; Duty Cycle: 1:1
Medium parameters used: $f = 1712.4$ MHz; $\sigma = 1.499$ S/m; $\epsilon_r = 53.016$; $\rho = 1000$ kg/m³ ;
Phantom section: Left Section

DASY5 Configuration:

- Probe: ES3DV2 - SN3019; ConvF(4.84, 4.84, 4.84); Calibrated: 2017/10/30;
- Sensor-Surface: 4mm (Mechanical Surface Detection)
- Electronics: DAE4 Sn772; Calibrated: 2017/10/9
- Phantom: Triple Flat Phantom 5.1C; Type: QD 000 P51 CA; Serial: 1130
- Measurement SW: DASY52, Version 52.8 (8);

Area Scan (91x71x1): Interpolated grid: dx=1.500 mm, dy=1.500 mm

Maximum value of SAR (interpolated) = 1.28 W/kg

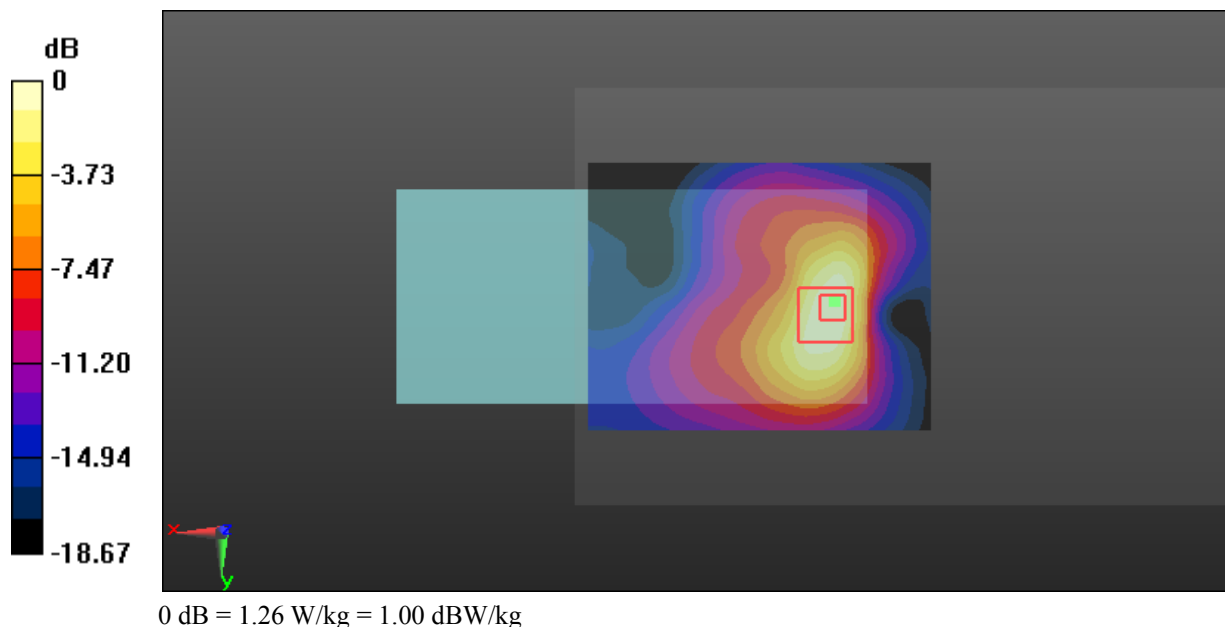
Zoom Scan (6x7x7)/Cube 0: Measurement grid: dx=8mm, dy=8mm, dz=5mm

Reference Value = 4.402 V/m; Power Drift = 0.01 dB

Peak SAR (extrapolated) = 2.10 W/kg

SAR(1 g) = 1.13 W/kg; SAR(10 g) = 0.601 W/kg

Maximum value of SAR (measured) = 1.26 W/kg



Test Plot 26#: WCDMA Band 4_Body Back_Middle

DUT: APOS A8; Type: APOS A8; Serial: 17122505921

Communication System: Generic WCDMA; Frequency: 1732.6 MHz; Duty Cycle: 1:1
 Medium parameters used: $f = 1732.6 \text{ MHz}$; $\sigma = 1.525 \text{ S/m}$; $\epsilon_r = 52.805$; $\rho = 1000 \text{ kg/m}^3$;
 Phantom section: Left Section

DASY5 Configuration:

- Probe: ES3DV2 - SN3019; ConvF(4.84, 4.84, 4.84); Calibrated: 2017/10/30;
- Sensor-Surface: 4mm (Mechanical Surface Detection)
- Electronics: DAE4 Sn772; Calibrated: 2017/10/9
- Phantom: Triple Flat Phantom 5.1C; Type: QD 000 P51 CA; Serial: 1130
- Measurement SW: DASY52, Version 52.8 (8);

Area Scan (91x71x1): Interpolated grid: $dx=1.500 \text{ mm}$, $dy=1.500 \text{ mm}$

Maximum value of SAR (interpolated) = 1.16 W/kg

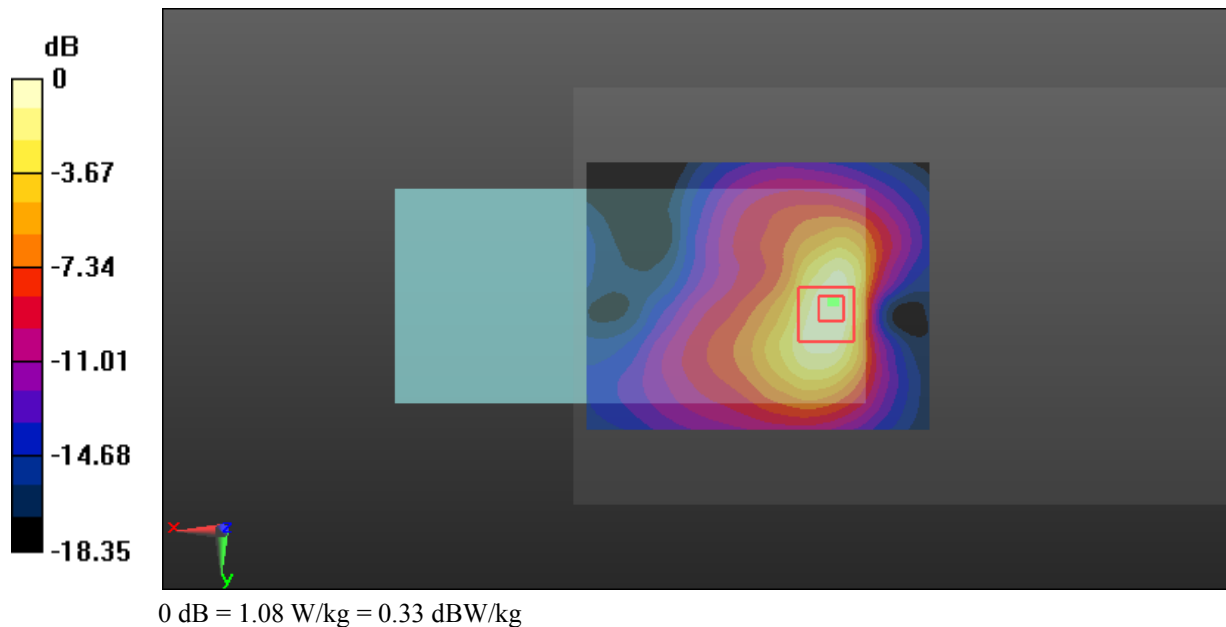
Zoom Scan (6x7x7)/Cube 0: Measurement grid: $dx=8\text{mm}$, $dy=8\text{mm}$, $dz=5\text{mm}$

Reference Value = 4.388 V/m; Power Drift = -0.19 dB

Peak SAR (extrapolated) = 1.77 W/kg

SAR(1 g) = 0.977 W/kg; SAR(10 g) = 0.533 W/kg

Maximum value of SAR (measured) = 1.08 W/kg



Test Plot 27#: WCDMA Band 4_Body Back_High**DUT: APOS A8; Type: APOS A8; Serial: 17122505921**

Communication System: Generic WCDMA; Frequency: 1752.6 MHz; Duty Cycle: 1:1
Medium parameters used: $f = 1752.6$ MHz; $\sigma = 1.549$ S/m; $\epsilon_r = 52.607$; $\rho = 1000$ kg/m³ ;
Phantom section: Left Section

DASY5 Configuration:

- Probe: ES3DV2 - SN3019; ConvF(4.84, 4.84, 4.84); Calibrated: 2017/10/30;
- Sensor-Surface: 4mm (Mechanical Surface Detection)
- Electronics: DAE4 Sn772; Calibrated: 2017/10/9
- Phantom: Triple Flat Phantom 5.1C; Type: QD 000 P51 CA; Serial: 1130
- Measurement SW: DASY52, Version 52.8 (8);

Area Scan (91x71x1): Interpolated grid: dx=1.500 mm, dy=1.500 mm

Maximum value of SAR (interpolated) = 1.45 W/kg

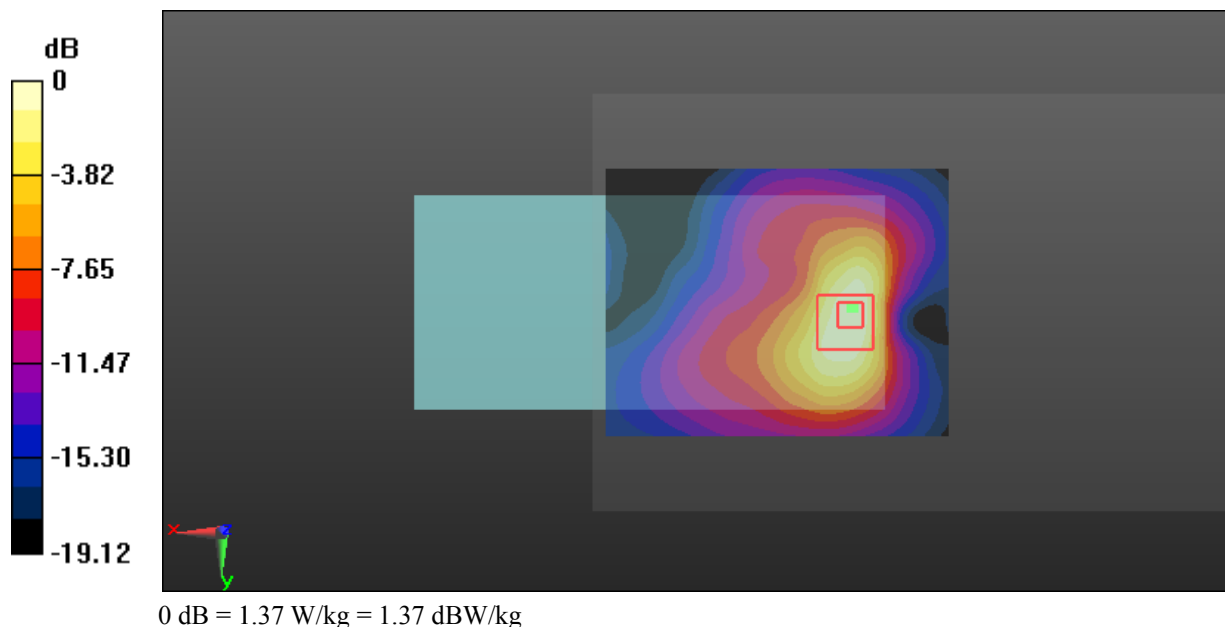
Zoom Scan (6x7x7)/Cube 0: Measurement grid: dx=8mm, dy=8mm, dz=5mm

Reference Value = 4.068 V/m; Power Drift = -0.11 dB

Peak SAR (extrapolated) = 2.29 W/kg

SAR(1 g) = 1.23 W/kg; SAR(10 g) = 0.655 W/kg

Maximum value of SAR (measured) = 1.37 W/kg



Test Plot 28#: WCDMA Band 4_Body Bottom_Low

DUT: APOS A8; Type: APOS A8; Serial: 17122505921

Communication System: Generic WCDMA; Frequency: 1712.4 MHz; Duty Cycle: 1:1
 Medium parameters used: $f = 1712.4 \text{ MHz}$; $\sigma = 1.499 \text{ S/m}$; $\epsilon_r = 53.016$; $\rho = 1000 \text{ kg/m}^3$;
 Phantom section: Left Section

DASY5 Configuration:

- Probe: ES3DV2 - SN3019; ConvF(4.84, 4.84, 4.84); Calibrated: 2017/10/30;
- Sensor-Surface: 4mm (Mechanical Surface Detection)
- Electronics: DAE4 Sn772; Calibrated: 2017/10/9
- Phantom: Triple Flat Phantom 5.1C; Type: QD 000 P51 CA; Serial: 1130
- Measurement SW: DASY52, Version 52.8 (8);

Area Scan (71x71x1): Interpolated grid: $dx=1.500 \text{ mm}$, $dy=1.500 \text{ mm}$

Maximum value of SAR (interpolated) = 0.986 W/kg

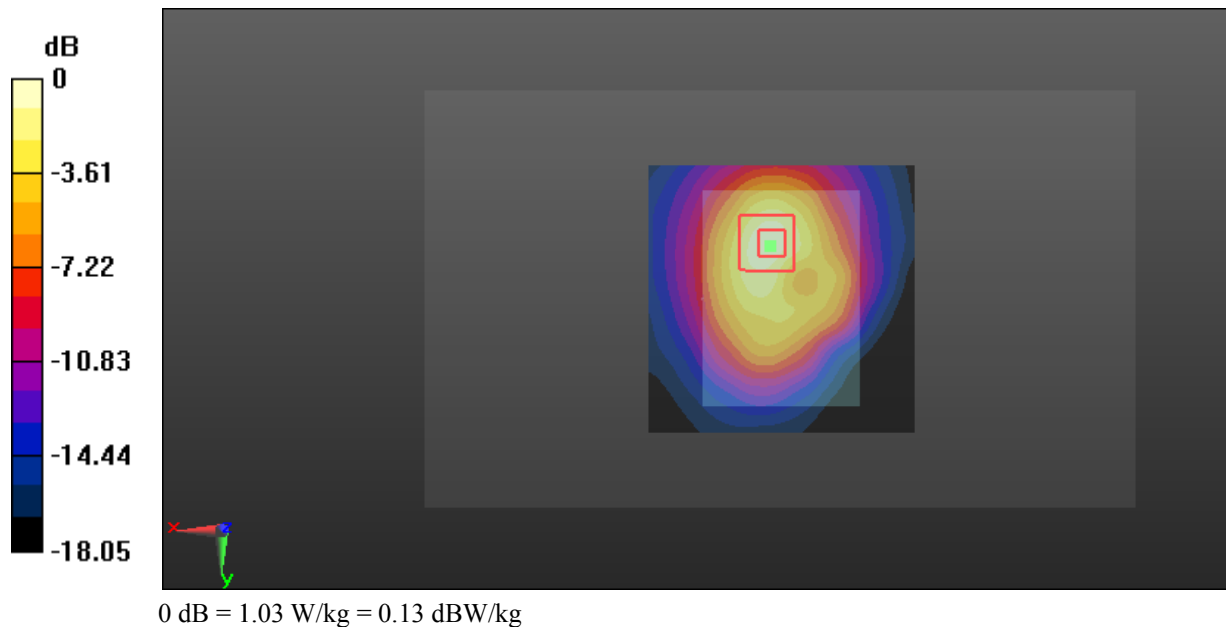
Zoom Scan (5x5x7)/Cube 0: Measurement grid: $dx=8\text{mm}$, $dy=8\text{mm}$, $dz=5\text{mm}$

Reference Value = 13.02 V/m; Power Drift = -0.12 dB

Peak SAR (extrapolated) = 1.87 W/kg

SAR(1 g) = 0.939 W/kg; SAR(10 g) = 0.476 W/kg

Maximum value of SAR (measured) = 1.03 W/kg



Test Plot 29#: WCDMA Band 4_Body Bottom_Middle

DUT: APOS A8; Type: APOS A8; Serial: 17122505921

Communication System: Generic WCDMA; Frequency: 1732.6 MHz; Duty Cycle: 1:1
 Medium parameters used: $f = 1732.6$ MHz; $\sigma = 1.525$ S/m; $\epsilon_r = 52.805$; $\rho = 1000$ kg/m³ ;
 Phantom section: Left Section

DASY5 Configuration:

- Probe: ES3DV2 - SN3019; ConvF(4.84, 4.84, 4.84); Calibrated: 2017/10/30;
- Sensor-Surface: 4mm (Mechanical Surface Detection)
- Electronics: DAE4 Sn772; Calibrated: 2017/10/9
- Phantom: Triple Flat Phantom 5.1C; Type: QD 000 P51 CA; Serial: 1130
- Measurement SW: DASY52, Version 52.8 (8);

Area Scan (71x71x1): Interpolated grid: dx=1.500 mm, dy=1.500 mm

Maximum value of SAR (interpolated) = 1.01 W/kg

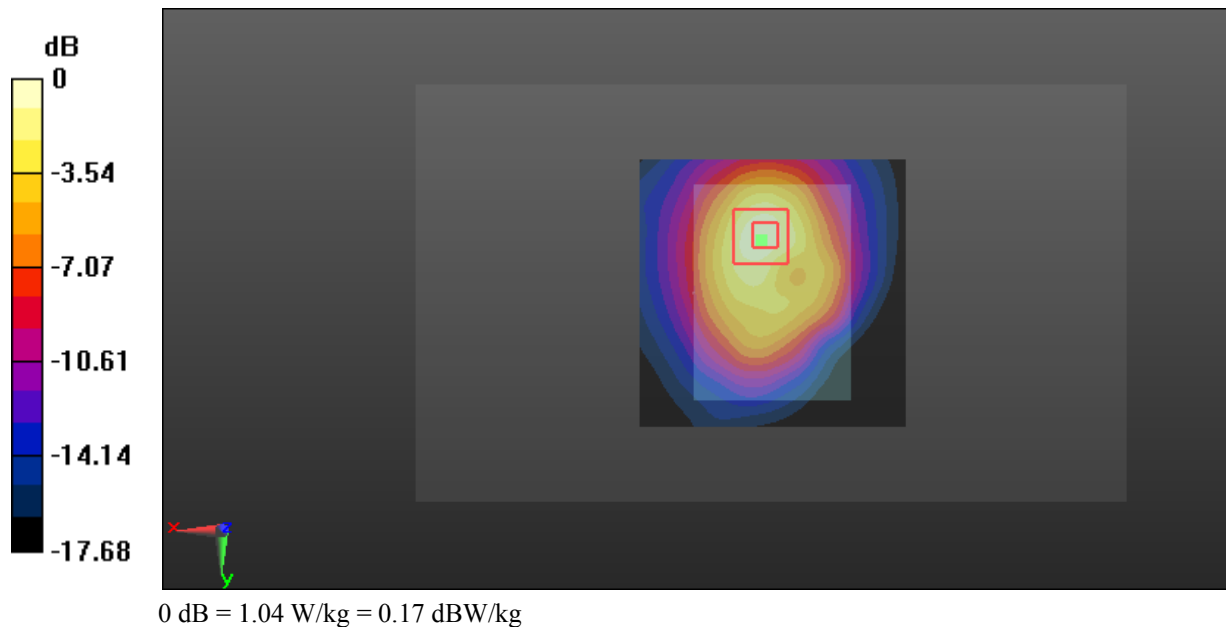
Zoom Scan (5x5x7)/Cube 0: Measurement grid: dx=8mm, dy=8mm, dz=5mm

Reference Value = 13.32 V/m; Power Drift = -0.16 dB

Peak SAR (extrapolated) = 1.89 W/kg

SAR(1 g) = 0.953 W/kg; SAR(10 g) = 0.483 W/kg

Maximum value of SAR (measured) = 1.04 W/kg



Test Plot 30#: WCDMA Band 4_Body Bottom_High

DUT: APOS A8; Type: APOS A8; Serial: 17122505921

Communication System: Generic WCDMA; Frequency: 1752.6 MHz; Duty Cycle: 1:1
 Medium parameters used: $f = 1752.6 \text{ MHz}$; $\sigma = 1.549 \text{ S/m}$; $\epsilon_r = 52.607$; $\rho = 1000 \text{ kg/m}^3$;
 Phantom section: Left Section

DASY5 Configuration:

- Probe: ES3DV2 - SN3019; ConvF(4.84, 4.84, 4.84); Calibrated: 2017/10/30;
- Sensor-Surface: 4mm (Mechanical Surface Detection)
- Electronics: DAE4 Sn772; Calibrated: 2017/10/9
- Phantom: Triple Flat Phantom 5.1C; Type: QD 000 P51 CA; Serial: 1130
- Measurement SW: DASY52, Version 52.8 (8);

Area Scan (71x71x1): Interpolated grid: $dx=1.500 \text{ mm}$, $dy=1.500 \text{ mm}$

Maximum value of SAR (interpolated) = 0.997 W/kg


Zoom Scan (5x5x7)/Cube 0: Measurement grid: $dx=8\text{mm}$, $dy=8\text{mm}$, $dz=5\text{mm}$

Reference Value = 13.13 V/m; Power Drift = 0.01 dB

Peak SAR (extrapolated) = 1.87 W/kg

SAR(1 g) = 0.951 W/kg; SAR(10 g) = 0.481 W/kg

Maximum value of SAR (measured) = 1.02 W/kg



Test Plot 31#: WCDMA Band 4_Handheld Left_Middle

DUT: APOS A8; Type: APOS A8; Serial: 17122505921


Communication System: Generic WCDMA; Frequency: 1732.6 MHz; Duty Cycle: 1:1
 Medium parameters used: $f = 1732.6 \text{ MHz}$; $\sigma = 1.525 \text{ S/m}$; $\epsilon_r = 52.805$; $\rho = 1000 \text{ kg/m}^3$;
 Phantom section: Left Section

DASY5 Configuration:

- Probe: ES3DV2 - SN3019; ConvF(4.84, 4.84, 4.84); Calibrated: 2017/10/30;
- Sensor-Surface: 4mm (Mechanical Surface Detection)
- Electronics: DAE4 Sn772; Calibrated: 2017/10/9
- Phantom: Triple Flat Phantom 5.1C; Type: QD 000 P51 CA; Serial: 1130
- Measurement SW: DASY52, Version 52.8 (8);

Area Scan (71x71x1): Interpolated grid: $dx=1.500 \text{ mm}$, $dy=1.500 \text{ mm}$
 Maximum value of SAR (interpolated) = 0.297 W/kg

Zoom Scan (5x5x7)/Cube 0: Measurement grid: $dx=8\text{mm}$, $dy=8\text{mm}$, $dz=5\text{mm}$
 Reference Value = 7.131 V/m; Power Drift = 0.14 dB
 Peak SAR (extrapolated) = 0.407 W/kg
SAR(1 g) = 0.247 W/kg; SAR(10 g) = 0.141 W/kg
 Maximum value of SAR (measured) = 0.272 W/kg



Test Plot 32#: WCDMA Band 4_Handheld Right_Middle

DUT: APOS A8; Type: APOS A8; Serial: 17122505921

Communication System: Generic WCDMA; Frequency: 1732.6 MHz; Duty Cycle: 1:1
 Medium parameters used: $f = 1732.6 \text{ MHz}$; $\sigma = 1.525 \text{ S/m}$; $\epsilon_r = 52.805$; $\rho = 1000 \text{ kg/m}^3$;
 Phantom section: Left Section

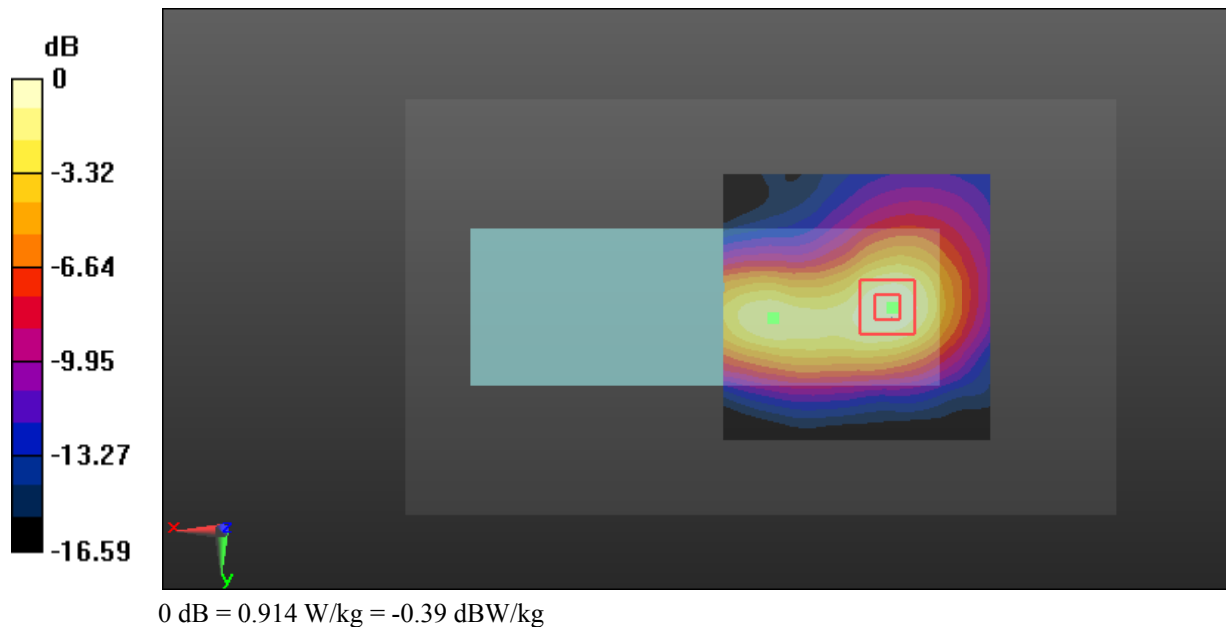
DASY5 Configuration:

- Probe: ES3DV2 - SN3019; ConvF(4.84, 4.84, 4.84); Calibrated: 2017/10/30;
- Sensor-Surface: 4mm (Mechanical Surface Detection)
- Electronics: DAE4 Sn772; Calibrated: 2017/10/9
- Phantom: Triple Flat Phantom 5.1C; Type: QD 000 P51 CA; Serial: 1130
- Measurement SW: DASY52, Version 52.8 (8);

Area Scan (71x71x1): Interpolated grid: $dx=1.500 \text{ mm}$, $dy=1.500 \text{ mm}$
 Maximum value of SAR (interpolated) = 0.942 W/kg

Zoom Scan (5x5x7)/Cube 0: Measurement grid: $dx=8\text{mm}$, $dy=8\text{mm}$, $dz=5\text{mm}$
 Reference Value = 21.14 V/m ; Power Drift = -0.12 dB
 Peak SAR (extrapolated) = 1.43 W/kg

SAR(1 g) = 0.838 W/kg ; SAR(10 g) = 0.469 W/kg
 Maximum value of SAR (measured) = 0.914 W/kg



Test Plot 33#: WCDMA Band 5_Body Back_Low

DUT: APOS A8; Type: APOS A8; Serial: 17122505921

Communication System: Generic WCDMA; Frequency: 826.4 MHz; Duty Cycle: 1:1
 Medium parameters used: $f = 826.4 \text{ MHz}$; $\sigma = 0.947 \text{ S/m}$; $\epsilon_r = 57.341$; $\rho = 1000 \text{ kg/m}^3$;
 Phantom section: Right Section

DASY5 Configuration:

- Probe: ES3DV2 - SN3019; ConvF(6.42, 6.42, 6.42); Calibrated: 2017/10/30;
- Sensor-Surface: 4mm (Mechanical Surface Detection)
- Electronics: DAE4 Sn772; Calibrated: 2017/10/9
- Phantom: Triple Flat Phantom 5.1C; Type: QD 000 P51 CA; Serial: 1130
- Measurement SW: DASY52, Version 52.8 (8);

Area Scan (91x71x1): Interpolated grid: $dx=1.500 \text{ mm}$, $dy=1.500 \text{ mm}$

Maximum value of SAR (interpolated) = 1.19 W/kg

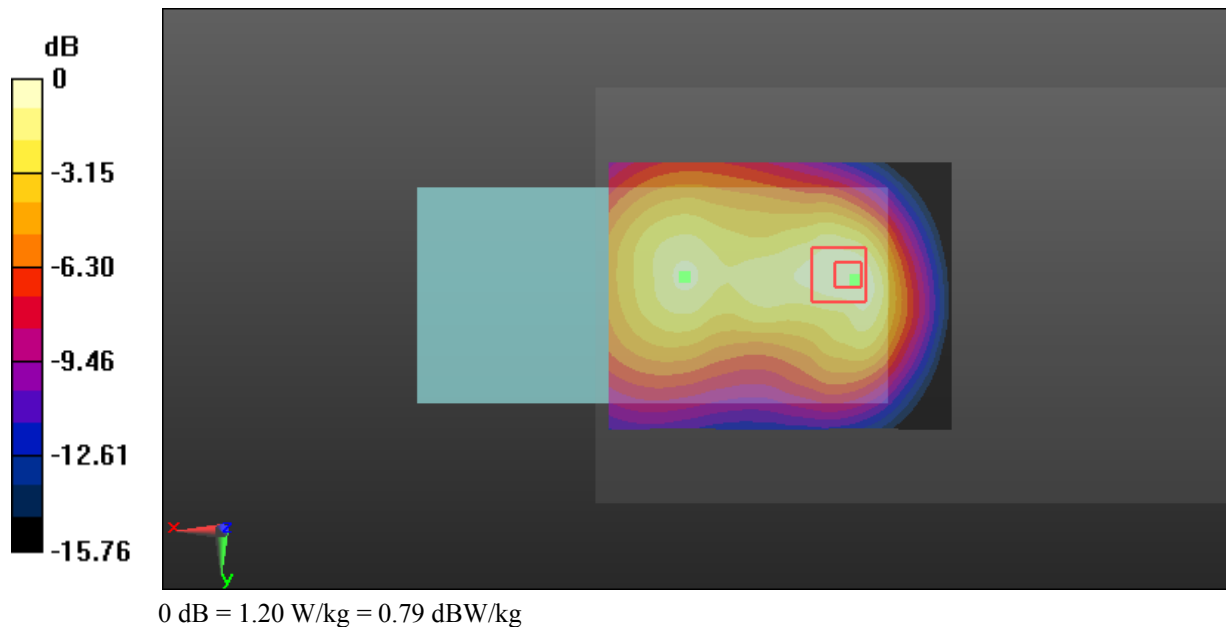
Zoom Scan (6x6x7)/Cube 0: Measurement grid: $dx=8\text{mm}$, $dy=8\text{mm}$, $dz=5\text{mm}$

Reference Value = 5.973 V/m; Power Drift = -0.18 dB

Peak SAR (extrapolated) = 2.28 W/kg

SAR(1 g) = 1.13 W/kg; SAR(10 g) = 0.639 W/kg

Maximum value of SAR (measured) = 1.20 W/kg



Test Plot 34#: WCDMA Band 5_Body Back_Middle

DUT: APOS A8; Type: APOS A8; Serial: 17122505921

Communication System: Generic WCDMA; Frequency: 836.6 MHz; Duty Cycle: 1:1
 Medium parameters used: $f = 836.6 \text{ MHz}$; $\sigma = 0.955 \text{ S/m}$; $\epsilon_r = 57.267$; $\rho = 1000 \text{ kg/m}^3$;
 Phantom section: Right Section

DASY5 Configuration:

- Probe: ES3DV2 - SN3019; ConvF(6.42, 6.42, 6.42); Calibrated: 2017/10/30;
- Sensor-Surface: 4mm (Mechanical Surface Detection)
- Electronics: DAE4 Sn772; Calibrated: 2017/10/9
- Phantom: Triple Flat Phantom 5.1C; Type: QD 000 P51 CA; Serial: 1130
- Measurement SW: DASY52, Version 52.8 (8);

Area Scan (91x71x1): Interpolated grid: $dx=1.500 \text{ mm}$, $dy=1.500 \text{ mm}$

Maximum value of SAR (interpolated) = 1.33 W/kg

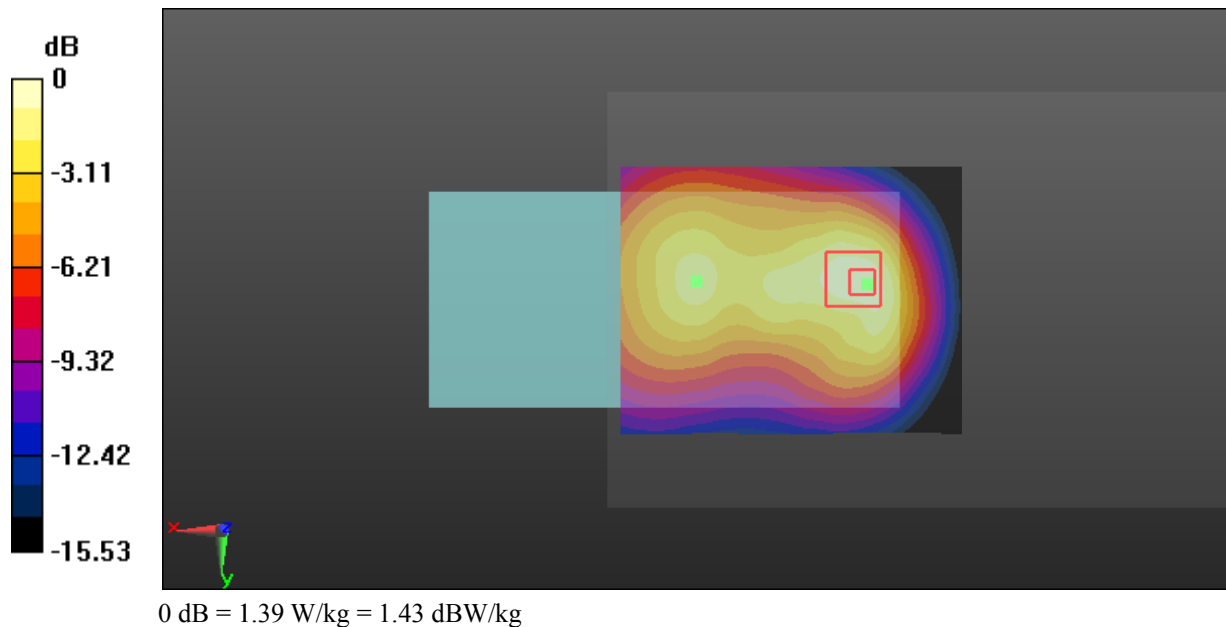
Zoom Scan (6x6x7)/Cube 0: Measurement grid: $dx=8\text{mm}$, $dy=8\text{mm}$, $dz=5\text{mm}$

Reference Value = 6.555 V/m; Power Drift = -0.15 dB

Peak SAR (extrapolated) = 2.57 W/kg

SAR(1 g) = 1.28 W/kg; SAR(10 g) = 0.720 W/kg

Maximum value of SAR (measured) = 1.39 W/kg



Test Plot 35#: WCDMA Band 5_Body Back_High

DUT: APOS A8; Type: APOS A8; Serial: 17122505921

Communication System: Generic WCDMA; Frequency: 846.6 MHz; Duty Cycle: 1:1
 Medium parameters used: $f = 846.6 \text{ MHz}$; $\sigma = 0.963 \text{ S/m}$; $\epsilon_r = 56.9$; $\rho = 1000 \text{ kg/m}^3$;
 Phantom section: Right Section

DASY5 Configuration:

- Probe: ES3DV2 - SN3019; ConvF(6.42, 6.42, 6.42); Calibrated: 2017/10/30;
- Sensor-Surface: 4mm (Mechanical Surface Detection)
- Electronics: DAE4 Sn772; Calibrated: 2017/10/9
- Phantom: Triple Flat Phantom 5.1C; Type: QD 000 P51 CA; Serial: 1130
- Measurement SW: DASY52, Version 52.8 (8);

Area Scan (91x71x1): Interpolated grid: $dx=1.500 \text{ mm}$, $dy=1.500 \text{ mm}$

Maximum value of SAR (interpolated) = 1.29 W/kg

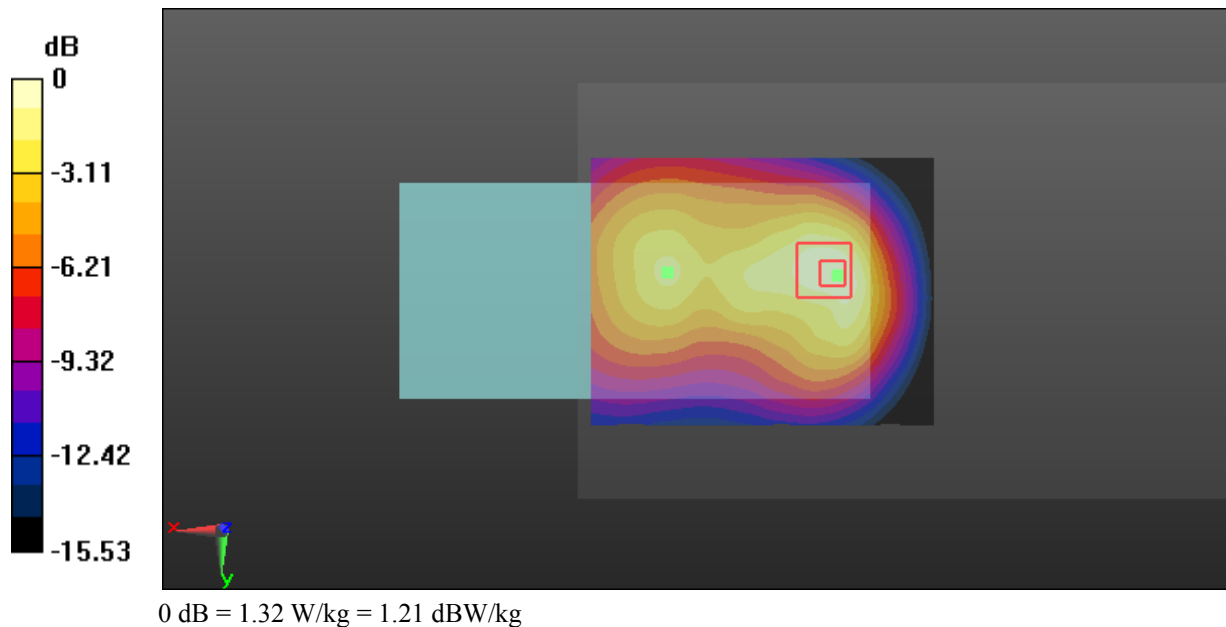
Zoom Scan (6x6x7)/Cube 0: Measurement grid: $dx=8\text{mm}$, $dy=8\text{mm}$, $dz=5\text{mm}$

Reference Value = 6.195 V/m; Power Drift = -0.17 dB

Peak SAR (extrapolated) = 2.47 W/kg

SAR(1 g) = 1.23 W/kg; SAR(10 g) = 0.689 W/kg

Maximum value of SAR (measured) = 1.32 W/kg



Test Plot 36#: WCDMA Band 5_Body Bottom_Low

DUT: APOS A8; Type: APOS A8; Serial: 17122505921

Communication System: Generic WCDMA; Frequency: 826.4 MHz; Duty Cycle: 1:1
 Medium parameters used: $f = 826.4 \text{ MHz}$; $\sigma = 0.947 \text{ S/m}$; $\epsilon_r = 57.341$; $\rho = 1000 \text{ kg/m}^3$;
 Phantom section: Right Section

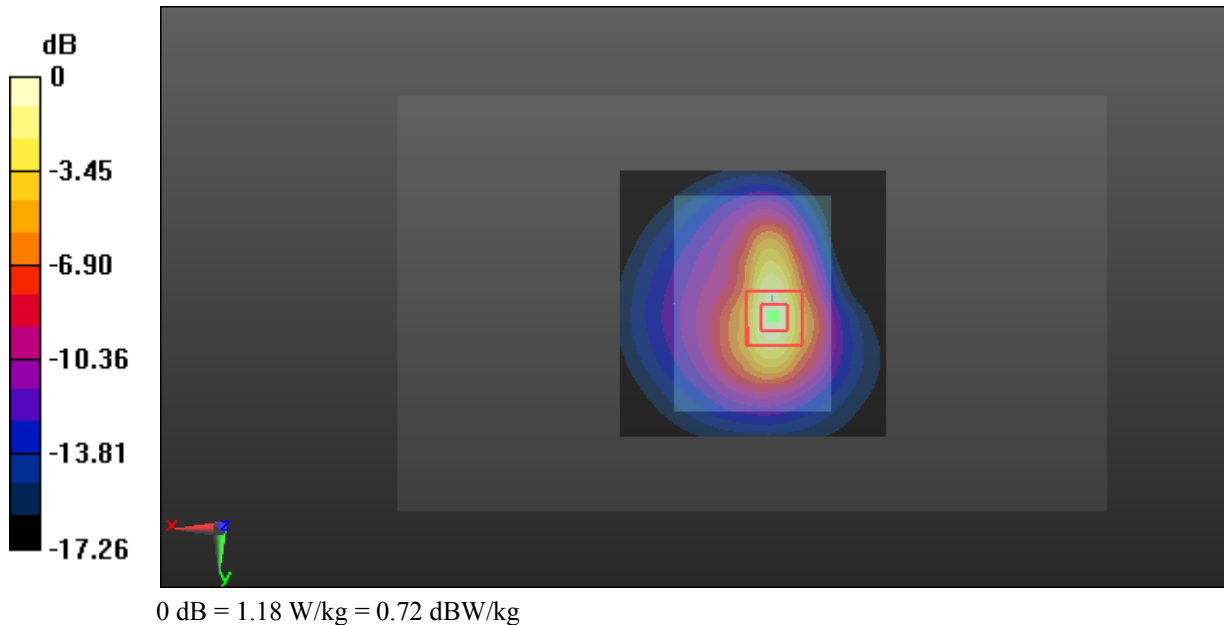
DASY5 Configuration:

- Probe: ES3DV2 - SN3019; ConvF(6.42, 6.42, 6.42); Calibrated: 2017/10/30;
- Sensor-Surface: 4mm (Mechanical Surface Detection)
- Electronics: DAE4 Sn772; Calibrated: 2017/10/9
- Phantom: Triple Flat Phantom 5.1C; Type: QD 000 P51 CA; Serial: 1130
- Measurement SW: DASY52, Version 52.8 (8);

Area Scan (71x71x1): Interpolated grid: $dx=1.500 \text{ mm}$, $dy=1.500 \text{ mm}$
 Maximum value of SAR (interpolated) = 1.13 W/kg

Zoom Scan (5x5x7)/Cube 0: Measurement grid: $dx=8\text{mm}$, $dy=8\text{mm}$, $dz=5\text{mm}$
 Reference Value = 18.80 V/m; Power Drift = 0.20 dB
 Peak SAR (extrapolated) = 3.37 W/kg

SAR(1 g) = 1.06 W/kg; SAR(10 g) = 0.447 W/kg
 Maximum value of SAR (measured) = 1.18 W/kg



Test Plot 37#: WCDMA Band 5_Body Bottom_Middle

DUT: APOS A8; Type: APOS A8; Serial: 17122505921

Communication System: Generic WCDMA; Frequency: 836.6 MHz; Duty Cycle: 1:1
 Medium parameters used: $f = 836.6 \text{ MHz}$; $\sigma = 0.955 \text{ S/m}$; $\epsilon_r = 57.267$; $\rho = 1000 \text{ kg/m}^3$;
 Phantom section: Right Section

DASY5 Configuration:

- Probe: ES3DV2 - SN3019; ConvF(6.42, 6.42, 6.42); Calibrated: 2017/10/30;
- Sensor-Surface: 4mm (Mechanical Surface Detection)
- Electronics: DAE4 Sn772; Calibrated: 2017/10/9
- Phantom: Triple Flat Phantom 5.1C; Type: QD 000 P51 CA; Serial: 1130
- Measurement SW: DASY52, Version 52.8 (8);

Area Scan (71x71x1): Interpolated grid: $dx=1.500 \text{ mm}$, $dy=1.500 \text{ mm}$

Maximum value of SAR (interpolated) = 1.30 W/kg

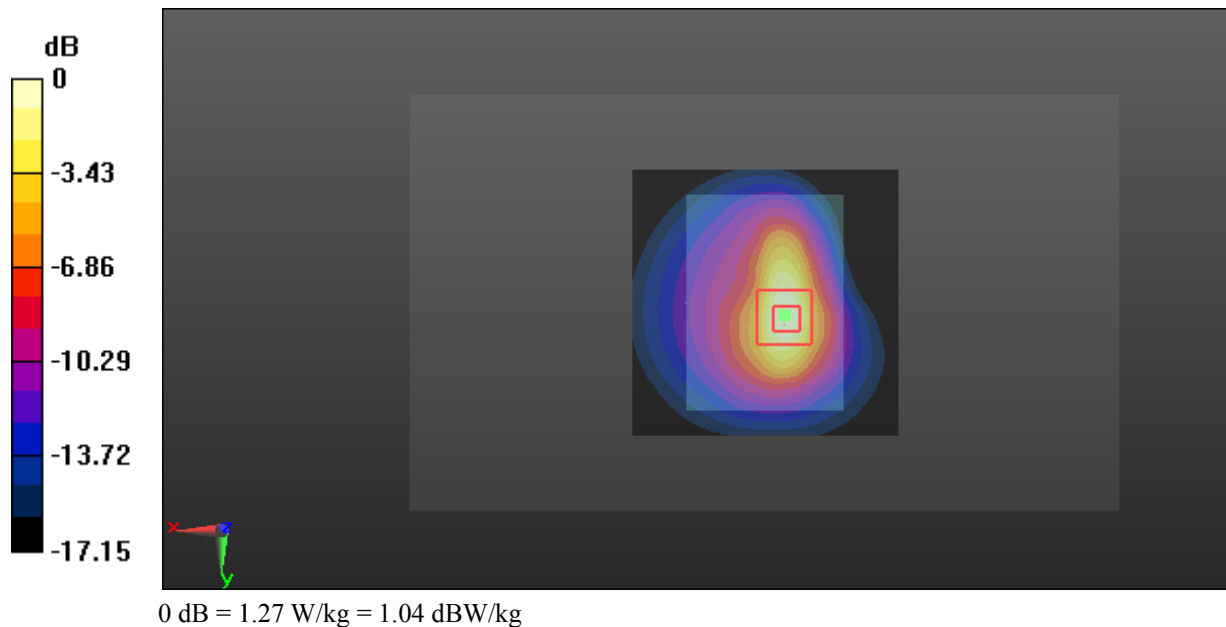
Zoom Scan (5x5x7)/Cube 0: Measurement grid: $dx=8\text{mm}$, $dy=8\text{mm}$, $dz=5\text{mm}$

Reference Value = 18.79 V/m; Power Drift = 0.08 dB

Peak SAR (extrapolated) = 3.74 W/kg

SAR(1 g) = 1.17 W/kg; SAR(10 g) = 0.495 W/kg

Maximum value of SAR (measured) = 1.27 W/kg



Test Plot 38#: WCDMA Band 5_Body Bottom_High

DUT: APOS A8; Type: APOS A8; Serial: 17122505921

Communication System: Generic WCDMA; Frequency: 846.6 MHz; Duty Cycle: 1:1
 Medium parameters used: $f = 846.6 \text{ MHz}$; $\sigma = 0.963 \text{ S/m}$; $\epsilon_r = 56.9$; $\rho = 1000 \text{ kg/m}^3$;
 Phantom section: Right Section

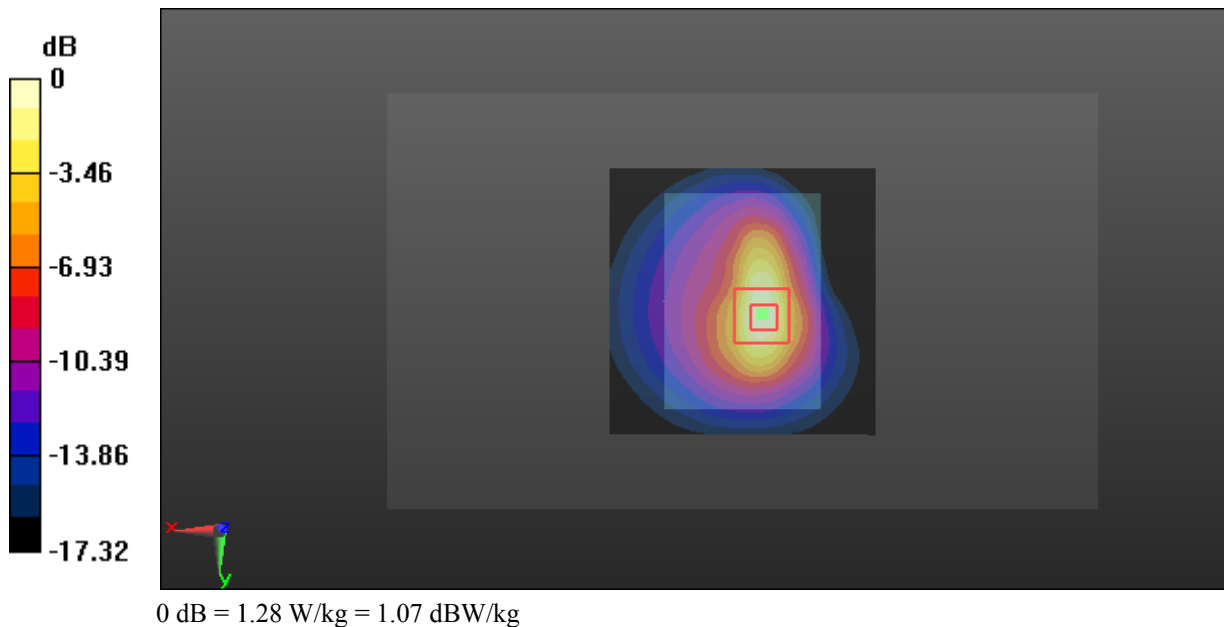
DASY5 Configuration:

- Probe: ES3DV2 - SN3019; ConvF(6.42, 6.42, 6.42); Calibrated: 2017/10/30;
- Sensor-Surface: 4mm (Mechanical Surface Detection)
- Electronics: DAE4 Sn772; Calibrated: 2017/10/9
- Phantom: Triple Flat Phantom 5.1C; Type: QD 000 P51 CA; Serial: 1130
- Measurement SW: DASY52, Version 52.8 (8);

Area Scan (71x71x1): Interpolated grid: $dx=1.500 \text{ mm}$, $dy=1.500 \text{ mm}$
 Maximum value of SAR (interpolated) = 1.28 W/kg

Zoom Scan (5x5x7)/Cube 0: Measurement grid: $dx=8\text{mm}$, $dy=8\text{mm}$, $dz=5\text{mm}$
 Reference Value = 19.04 V/m; Power Drift = 0.14 dB
 Peak SAR (extrapolated) = 3.59 W/kg

SAR(1 g) = 1.15 W/kg; SAR(10 g) = 0.485 W/kg
 Maximum value of SAR (measured) = 1.28 W/kg



Test Plot 39#: WCDMA Band 5_Handheld Left_Middle

DUT: APOS A8; Type: APOS A8; Serial: 17122505921

Communication System: Generic WCDMA; Frequency: 836.6 MHz; Duty Cycle: 1:1
 Medium parameters used: $f = 836.6 \text{ MHz}$; $\sigma = 0.955 \text{ S/m}$; $\epsilon_r = 57.267$; $\rho = 1000 \text{ kg/m}^3$;
 Phantom section: Right Section

DASY5 Configuration:

- Probe: ES3DV2 - SN3019; ConvF(6.42, 6.42, 6.42); Calibrated: 2017/10/30;
- Sensor-Surface: 4mm (Mechanical Surface Detection)
- Electronics: DAE4 Sn772; Calibrated: 2017/10/9
- Phantom: Triple Flat Phantom 5.1C; Type: QD 000 P51 CA; Serial: 1130
- Measurement SW: DASY52, Version 52.8 (8);

Area Scan (71x71x1): Interpolated grid: dx=1.500 mm, dy=1.500 mm

Maximum value of SAR (interpolated) = 0.793 W/kg


Zoom Scan (6x5x7)/Cube 0: Measurement grid: dx=8mm, dy=8mm, dz=5mm

Reference Value = 19.23 V/m; Power Drift = 0.09 dB

Peak SAR (extrapolated) = 1.22 W/kg

SAR(1 g) = 0.736 W/kg; SAR(10 g) = 0.470 W/kg

Maximum value of SAR (measured) = 0.794 W/kg



Test Plot 40#: WCDMA Band 5_Handheld Right_Middle

DUT: APOS A8; Type: APOS A8; Serial: 17122505921

Communication System: Generic WCDMA; Frequency: 836.6 MHz; Duty Cycle: 1:1
 Medium parameters used: $f = 836.6 \text{ MHz}$; $\sigma = 0.955 \text{ S/m}$; $\epsilon_r = 57.267$; $\rho = 1000 \text{ kg/m}^3$;
 Phantom section: Right Section

DASY5 Configuration:

- Probe: ES3DV2 - SN3019; ConvF(6.42, 6.42, 6.42); Calibrated: 2017/10/30;
- Sensor-Surface: 4mm (Mechanical Surface Detection)
- Electronics: DAE4 Sn772; Calibrated: 2017/10/9
- Phantom: Triple Flat Phantom 5.1C; Type: QD 000 P51 CA; Serial: 1130
- Measurement SW: DASY52, Version 52.8 (8);

Area Scan (71x71x1): Interpolated grid: $dx=1.500 \text{ mm}$, $dy=1.500 \text{ mm}$

Maximum value of SAR (interpolated) = 0.262 W/kg


Zoom Scan (5x5x7)/Cube 0: Measurement grid: $dx=8\text{mm}$, $dy=8\text{mm}$, $dz=5\text{mm}$

Reference Value = 15.71 V/m; Power Drift = -0.20 dB

Peak SAR (extrapolated) = 0.393 W/kg

SAR(1 g) = 0.250 W/kg; SAR(10 g) = 0.159 W/kg

Maximum value of SAR (measured) = 0.273 W/kg



Test Plot 41#: LTE Band 2_Body Back_Low_1RB

DUT: APOS A8; Type: APOS A8; Serial: 17122505921

Communication System: Generic FDD-LTE; Frequency: 1860 MHz; Duty Cycle: 1:1
 Medium parameters used: $f = 1860$ MHz; $\sigma = 1.47$ S/m; $\epsilon_r = 54.355$; $\rho = 1000$ kg/m³ ;
 Phantom section: Left Section

DASY5 Configuration:

- Probe: ES3DV2 - SN3019; ConvF(4.65, 4.65, 4.65); Calibrated: 2017/10/30;
- Sensor-Surface: 4mm (Mechanical Surface Detection)
- Electronics: DAE4 Sn772; Calibrated: 2017/10/9
- Phantom: Triple Flat Phantom 5.1C; Type: QD 000 P51 CA; Serial: 1130
- Measurement SW: DASY52, Version 52.8 (8);

Area Scan (71x71x1): Interpolated grid: dx=1.500 mm, dy=1.500 mm

Maximum value of SAR (interpolated) = 1.10 W/kg

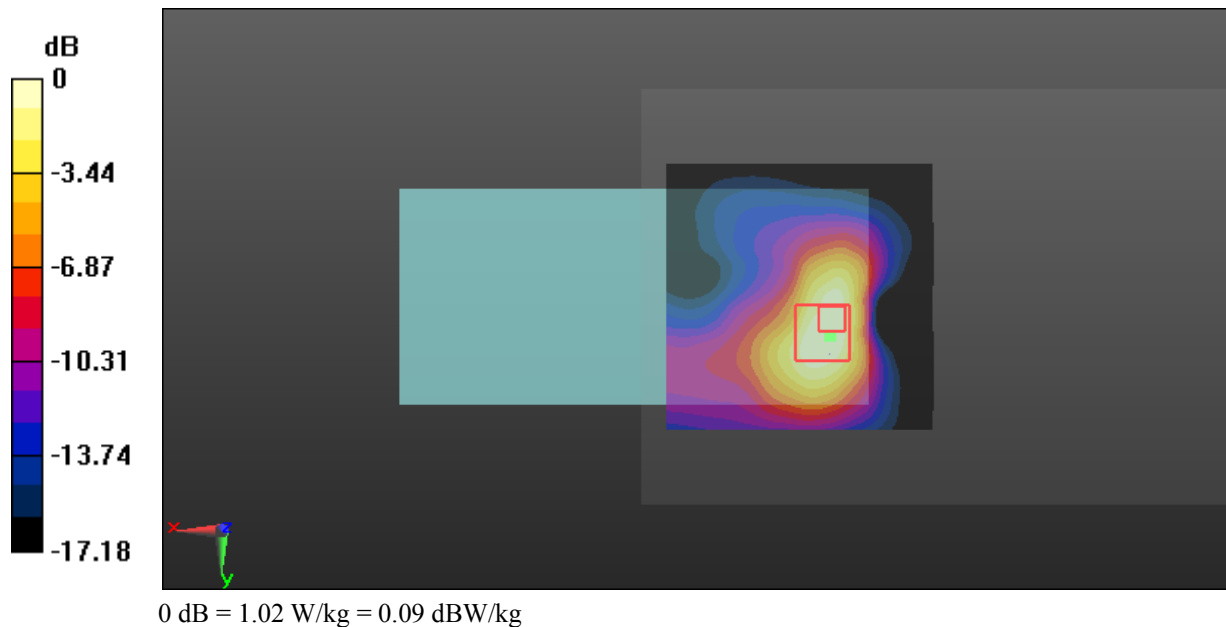
Zoom Scan (5x5x7)/Cube 0: Measurement grid: dx=8mm, dy=8mm, dz=5mm

Reference Value = 1.588 V/m; Power Drift = 0.16 dB

Peak SAR (extrapolated) = 1.60 W/kg

SAR(1 g) = 0.897 W/kg; SAR(10 g) = 0.501 W/kg

Maximum value of SAR (measured) = 1.02 W/kg



Test Plot 42#: LTE Band 2_Body Back_Middle_1RB

DUT: APOS A8; Type: APOS A8; Serial: 17122505921

Communication System: Generic FDD-LTE; Frequency: 1880 MHz; Duty Cycle: 1:1
 Medium parameters used: $f = 1880$ MHz; $\sigma = 1.493$ S/m; $\epsilon_r = 54.186$; $\rho = 1000$ kg/m³ ;
 Phantom section: Left Section

DASY5 Configuration:

- Probe: ES3DV2 - SN3019; ConvF(4.65, 4.65, 4.65); Calibrated: 2017/10/30;
- Sensor-Surface: 4mm (Mechanical Surface Detection)
- Electronics: DAE4 Sn772; Calibrated: 2017/10/9
- Phantom: Triple Flat Phantom 5.1C; Type: QD 000 P51 CA; Serial: 1130
- Measurement SW: DASY52, Version 52.8 (8);

Area Scan (71x71x1): Interpolated grid: dx=1.500 mm, dy=1.500 mm

Maximum value of SAR (interpolated) = 0.928 W/kg


Zoom Scan (5x5x7)/Cube 0: Measurement grid: dx=8mm, dy=8mm, dz=5mm

Reference Value = 1.954 V/m; Power Drift = -0.19 dB

Peak SAR (extrapolated) = 1.52 W/kg

SAR(1 g) = 0.832 W/kg; SAR(10 g) = 0.461 W/kg

Maximum value of SAR (measured) = 0.923 W/kg



Test Plot 43#: LTE Band 2_Body Back_High_1RB

DUT: APOS A8; Type: APOS A8; Serial: 17122505921

Communication System: Generic FDD-LTE; Frequency: 1900 MHz; Duty Cycle: 1:1
 Medium parameters used: $f = 1900$ MHz; $\sigma = 1.514$ S/m; $\epsilon_r = 54.108$; $\rho = 1000$ kg/m³ ;
 Phantom section: Left Section

DASY5 Configuration:

- Probe: ES3DV2 - SN3019; ConvF(4.65, 4.65, 4.65); Calibrated: 2017/10/30;
- Sensor-Surface: 4mm (Mechanical Surface Detection)
- Electronics: DAE4 Sn772; Calibrated: 2017/10/9
- Phantom: Triple Flat Phantom 5.1C; Type: QD 000 P51 CA; Serial: 1130
- Measurement SW: DASY52, Version 52.8 (8);

Area Scan (71x71x1): Interpolated grid: dx=1.500 mm, dy=1.500 mm

Maximum value of SAR (interpolated) = 1.02 W/kg

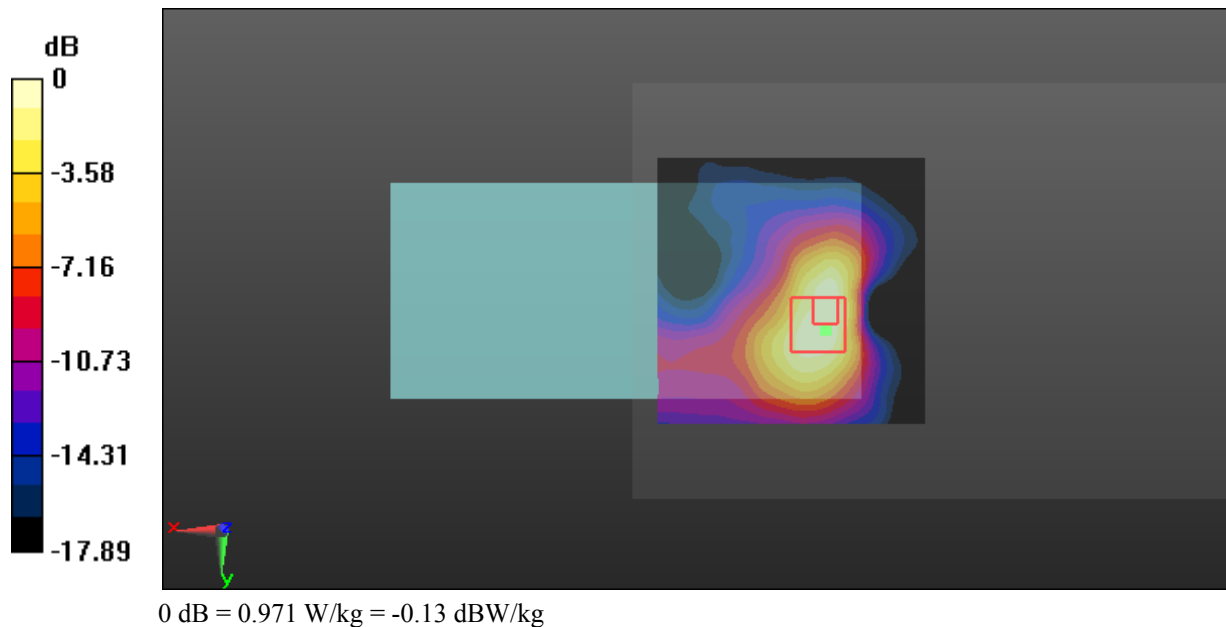
Zoom Scan (5x5x7)/Cube 0: Measurement grid: dx=8mm, dy=8mm, dz=5mm

Reference Value = 1.937 V/m; Power Drift = -0.12 dB

Peak SAR (extrapolated) = 1.52 W/kg

SAR(1 g) = 0.836 W/kg; SAR(10 g) = 0.458 W/kg

Maximum value of SAR (measured) = 0.971 W/kg



Test Plot 44#: LTE Band 2_Body Back_Middle_50%RB

DUT: APOS A8; Type: APOS A8; Serial: 17122505921

Communication System: Generic FDD-LTE; Frequency: 1880 MHz; Duty Cycle: 1:1
 Medium parameters used: $f = 1880$ MHz; $\sigma = 1.493$ S/m; $\epsilon_r = 54.186$; $\rho = 1000$ kg/m³ ;
 Phantom section: Left Section

DASY5 Configuration:

- Probe: ES3DV2 - SN3019; ConvF(4.65, 4.65, 4.65); Calibrated: 2017/10/30;
- Sensor-Surface: 4mm (Mechanical Surface Detection)
- Electronics: DAE4 Sn772; Calibrated: 2017/10/9
- Phantom: Triple Flat Phantom 5.1C; Type: QD 000 P51 CA; Serial: 1130
- Measurement SW: DASY52, Version 52.8 (8);

Area Scan (71x71x1): Interpolated grid: dx=1.500 mm, dy=1.500 mm

Maximum value of SAR (interpolated) = 0.773 W/kg

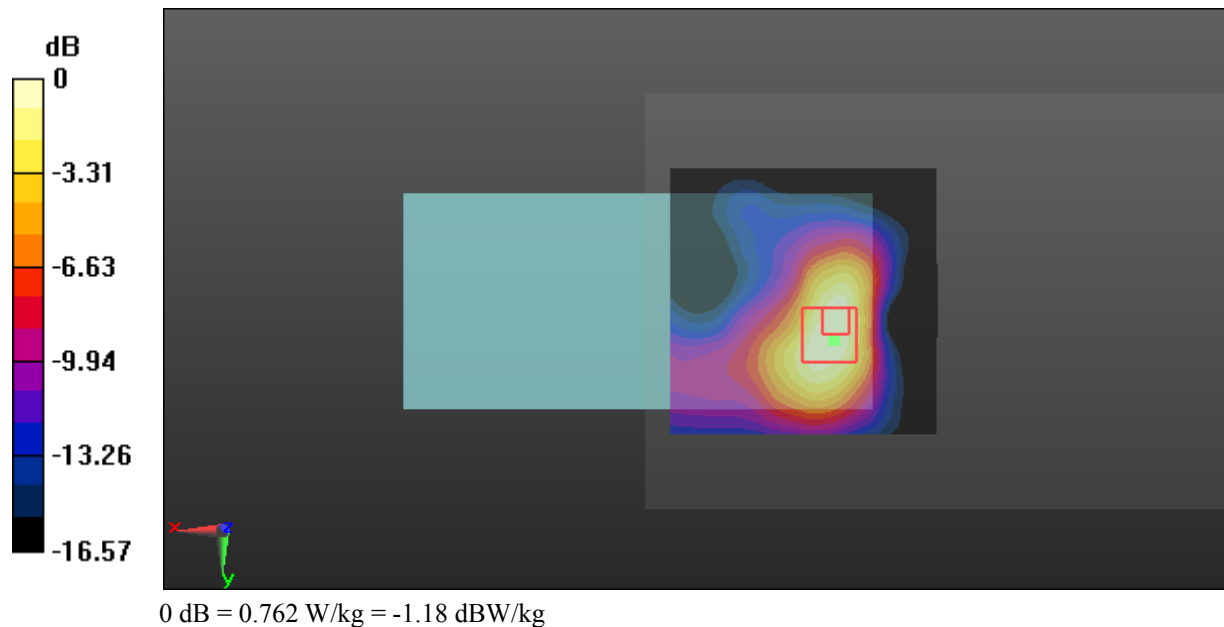
Zoom Scan (5x5x7)/Cube 0: Measurement grid: dx=8mm, dy=8mm, dz=5mm

Reference Value = 1.599 V/m; Power Drift = 0.11 dB

Peak SAR (extrapolated) = 1.20 W/kg

SAR(1 g) = 0.669 W/kg; SAR(10 g) = 0.370 W/kg

Maximum value of SAR (measured) = 0.762 W/kg



Test Plot 45#: LTE Band 2_Body Bottom_Low_1RB**DUT: APOS A8; Type: APOS A8; Serial: 17122505921**

Communication System: Generic FDD-LTE; Frequency: 1860 MHz; Duty Cycle: 1:1
Medium parameters used: $f = 1860$ MHz; $\sigma = 1.47$ S/m; $\epsilon_r = 54.355$; $\rho = 1000$ kg/m³ ;
Phantom section: Left Section

DASY5 Configuration:

- Probe: ES3DV2 - SN3019; ConvF(4.65, 4.65, 4.65); Calibrated: 2017/10/30;
- Sensor-Surface: 4mm (Mechanical Surface Detection)
- Electronics: DAE4 Sn772; Calibrated: 2017/10/9
- Phantom: Triple Flat Phantom 5.1C; Type: QD 000 P51 CA; Serial: 1130
- Measurement SW: DASY52, Version 52.8 (8);

Area Scan (71x71x1): Interpolated grid: dx=1.500 mm, dy=1.500 mm

Maximum value of SAR (interpolated) = 0.925 W/kg

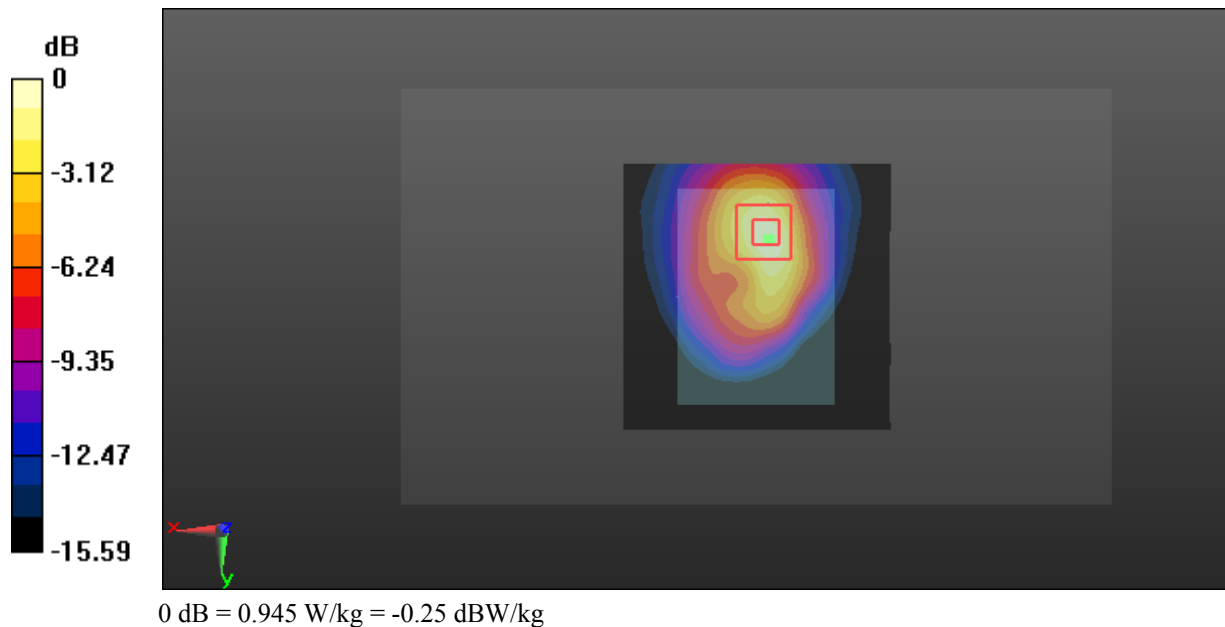
Zoom Scan (5x5x4)/Cube 0: Measurement grid: dx=8mm, dy=8mm, dz=5mm

Reference Value = 16.37 V/m; Power Drift = 0.16 dB

Peak SAR (extrapolated) = 1.55 W/kg

SAR(1 g) = 0.831 W/kg; SAR(10 g) = 0.430 W/kg

Maximum value of SAR (measured) = 0.945 W/kg



Test Plot 46#: LTE Band 2_Body Bottom_Middle_1RB**DUT: APOS A8; Type: APOS A8; Serial: 17122505921**

Communication System: Generic FDD-LTE; Frequency: 1880 MHz; Duty Cycle: 1:1
Medium parameters used: $f = 1880$ MHz; $\sigma = 1.493$ S/m; $\epsilon_r = 54.186$; $\rho = 1000$ kg/m³ ;
Phantom section: Left Section

DASY5 Configuration:

- Probe: ES3DV2 - SN3019; ConvF(4.65, 4.65, 4.65); Calibrated: 2017/10/30;
- Sensor-Surface: 4mm (Mechanical Surface Detection)
- Electronics: DAE4 Sn772; Calibrated: 2017/10/9
- Phantom: Triple Flat Phantom 5.1C; Type: QD 000 P51 CA; Serial: 1130
- Measurement SW: DASY52, Version 52.8 (8);

Area Scan (71x71x1): Interpolated grid: dx=1.500 mm, dy=1.500 mm

Maximum value of SAR (interpolated) = 0.972 W/kg


Zoom Scan (5x5x4)/Cube 0: Measurement grid: dx=8mm, dy=8mm, dz=5mm

Reference Value = 16.83 V/m; Power Drift = 0.14 dB

Peak SAR (extrapolated) = 1.69 W/kg

SAR(1 g) = 0.863 W/kg; SAR(10 g) = 0.439 W/kg

Maximum value of SAR (measured) = 1.01 W/kg



Test Plot 47#: LTE Band 2_Body Bottom_High_1RB

DUT: APOS A8; Type: APOS A8; Serial: 17122505921

Communication System: Generic FDD-LTE; Frequency: 1900 MHz; Duty Cycle: 1:1
 Medium parameters used: $f = 1900$ MHz; $\sigma = 1.514$ S/m; $\epsilon_r = 54.108$; $\rho = 1000$ kg/m³ ;
 Phantom section: Left Section

DASY5 Configuration:

- Probe: ES3DV2 - SN3019; ConvF(4.65, 4.65, 4.65); Calibrated: 2017/10/30;
- Sensor-Surface: 4mm (Mechanical Surface Detection)
- Electronics: DAE4 Sn772; Calibrated: 2017/10/9
- Phantom: Triple Flat Phantom 5.1C; Type: QD 000 P51 CA; Serial: 1130
- Measurement SW: DASY52, Version 52.8 (8);

Area Scan (71x71x1): Interpolated grid: dx=1.500 mm, dy=1.500 mm

Maximum value of SAR (interpolated) = 1.10 W/kg

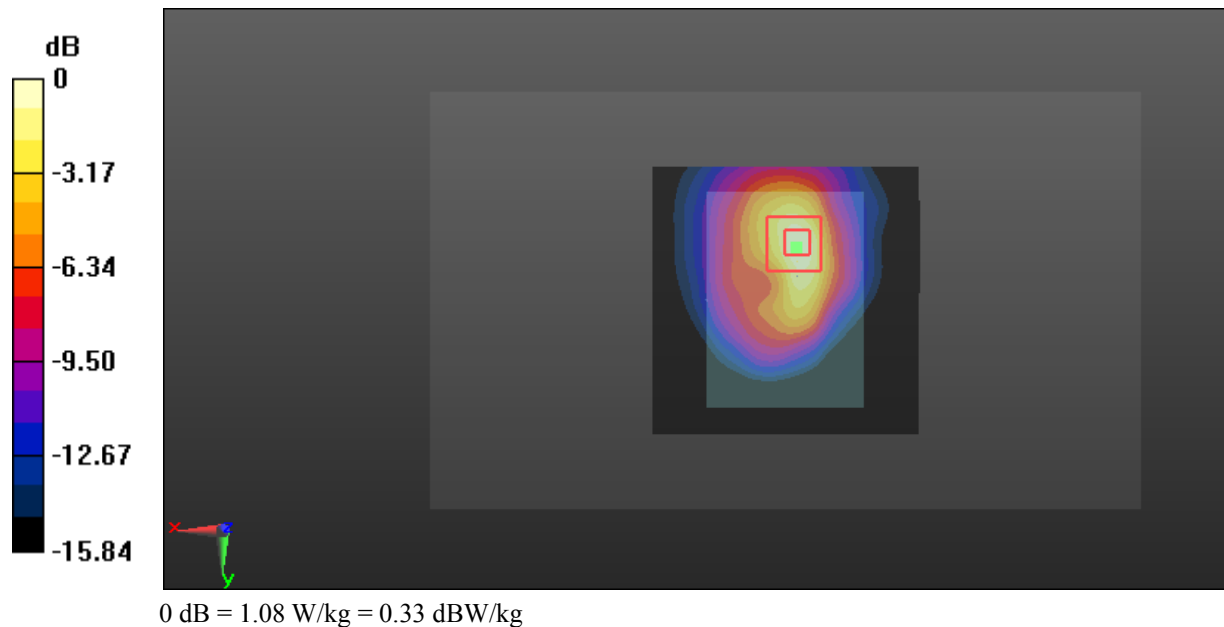
Zoom Scan (5x5x4)/Cube 0: Measurement grid: dx=8mm, dy=8mm, dz=5mm

Reference Value = 18.23 V/m; Power Drift = 0.20 dB

Peak SAR (extrapolated) = 1.83 W/kg

SAR(1 g) = 0.938 W/kg; SAR(10 g) = 0.472 W/kg

Maximum value of SAR (measured) = 1.08 W/kg



Test Plot 48#: LTE Band 2_Body Bottom_Middle_50%RB

DUT: APOS A8; Type: APOS A8; Serial: 17122505921

Communication System: Generic FDD-LTE; Frequency: 1880 MHz; Duty Cycle: 1:1
 Medium parameters used: $f = 1880$ MHz; $\sigma = 1.493$ S/m; $\epsilon_r = 54.186$; $\rho = 1000$ kg/m³ ;
 Phantom section: Left Section

DASY5 Configuration:

- Probe: ES3DV2 - SN3019; ConvF(4.65, 4.65, 4.65); Calibrated: 2017/10/30;
- Sensor-Surface: 4mm (Mechanical Surface Detection)
- Electronics: DAE4 Sn772; Calibrated: 2017/10/9
- Phantom: Triple Flat Phantom 5.1C; Type: QD 000 P51 CA; Serial: 1130
- Measurement SW: DASY52, Version 52.8 (8);

Area Scan (71x71x1): Interpolated grid: dx=1.500 mm, dy=1.500 mm

Maximum value of SAR (interpolated) = 0.764 W/kg


Zoom Scan (5x5x4)/Cube 0: Measurement grid: dx=8mm, dy=8mm, dz=5mm

Reference Value = 15.09 V/m; Power Drift = 0.17 dB

Peak SAR (extrapolated) = 1.25 W/kg

SAR(1 g) = 0.655 W/kg; SAR(10 g) = 0.339 W/kg

Maximum value of SAR (measured) = 0.755 W/kg



Test Plot 49#: LTE Band 2_Handheld Left_Middle_1RB

DUT: APOS A8; Type: APOS A8; Serial: 17122505921

Communication System: Generic FDD-LTE; Frequency: 1880 MHz; Duty Cycle: 1:1
 Medium parameters used: $f = 1880$ MHz; $\sigma = 1.493$ S/m; $\epsilon_r = 54.186$; $\rho = 1000$ kg/m³ ;
 Phantom section: Left Section

DASY5 Configuration:

- Probe: ES3DV2 - SN3019; ConvF(4.65, 4.65, 4.65); Calibrated: 2017/10/30;
- Sensor-Surface: 4mm (Mechanical Surface Detection)
- Electronics: DAE4 Sn772; Calibrated: 2017/10/9
- Phantom: Triple Flat Phantom 5.1C; Type: QD 000 P51 CA; Serial: 1130
- Measurement SW: DASY52, Version 52.8 (8);

Area Scan (71x71x1): Interpolated grid: dx=1.500 mm, dy=1.500 mm

Maximum value of SAR (interpolated) = 0.110 W/kg

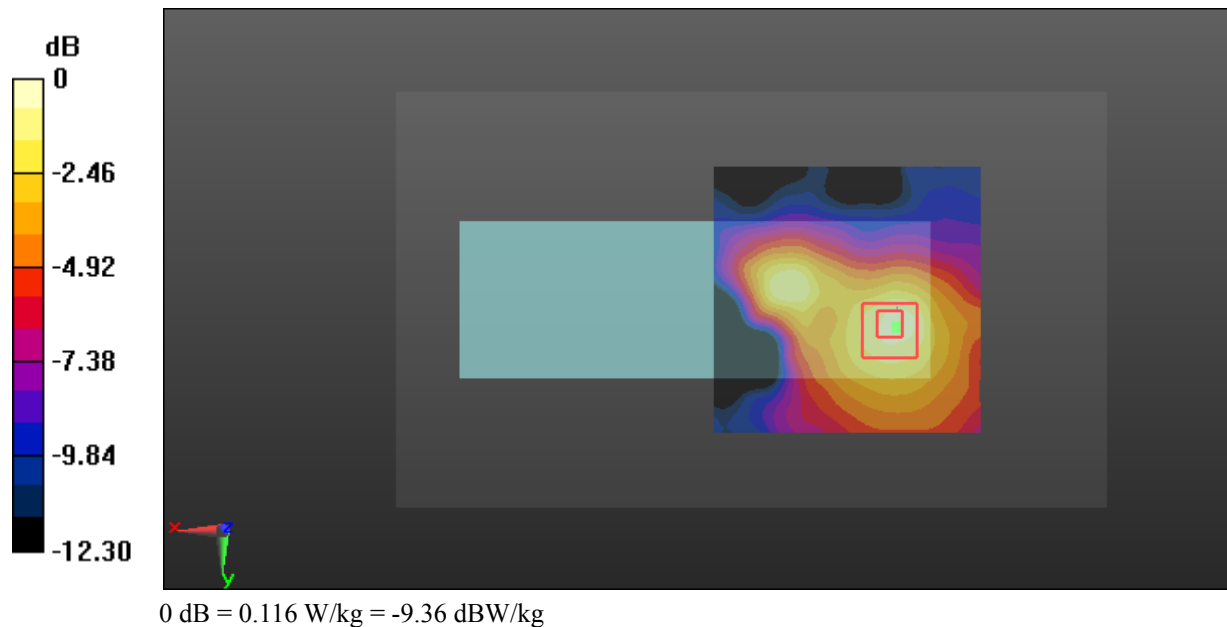
Zoom Scan (5x5x4)/Cube 0: Measurement grid: dx=8mm, dy=8mm, dz=5mm

Reference Value = 5.134 V/m; Power Drift = 0.19 dB

Peak SAR (extrapolated) = 0.166 W/kg

SAR(1 g) = 0.108 W/kg; SAR(10 g) = 0.065 W/kg

Maximum value of SAR (measured) = 0.116 W/kg



Test Plot 50#: LTE Band 2_Handheld Left_Middle_50%RB

DUT: APOS A8; Type: APOS A8; Serial: 17122505921

Communication System: Generic FDD-LTE; Frequency: 1880 MHz; Duty Cycle: 1:1
 Medium parameters used: $f = 1880$ MHz; $\sigma = 1.493$ S/m; $\epsilon_r = 54.186$; $\rho = 1000$ kg/m³ ;
 Phantom section: Left Section

DASY5 Configuration:

- Probe: ES3DV2 - SN3019; ConvF(4.65, 4.65, 4.65); Calibrated: 2017/10/30;
- Sensor-Surface: 4mm (Mechanical Surface Detection)
- Electronics: DAE4 Sn772; Calibrated: 2017/10/9
- Phantom: Triple Flat Phantom 5.1C; Type: QD 000 P51 CA; Serial: 1130
- Measurement SW: DASY52, Version 52.8 (8);

Area Scan (71x71x1): Interpolated grid: dx=1.500 mm, dy=1.500 mm

Maximum value of SAR (interpolated) = 0.0874 W/kg

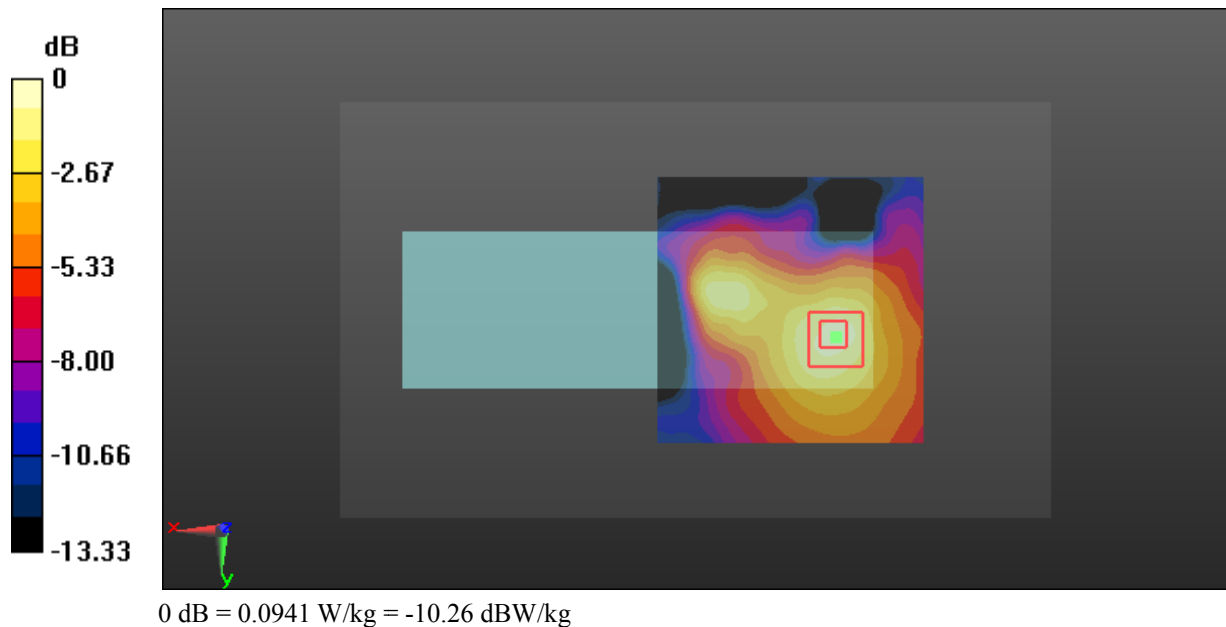
Zoom Scan (5x5x4)/Cube 0: Measurement grid: dx=8mm, dy=8mm, dz=5mm

Reference Value = 4.379 V/m; Power Drift = 0.12 dB

Peak SAR (extrapolated) = 0.142 W/kg

SAR(1 g) = 0.085 W/kg; SAR(10 g) = 0.051 W/kg

Maximum value of SAR (measured) = 0.0941 W/kg



Test Plot 51#: LTE Band 2_Handheld Right_Middle_1RB

DUT: APOS A8; Type: APOS A8; Serial: 17122505921

Communication System: Generic FDD-LTE; Frequency: 1880 MHz; Duty Cycle: 1:1
 Medium parameters used: $f = 1880 \text{ MHz}$; $\sigma = 1.493 \text{ S/m}$; $\epsilon_r = 54.186$; $\rho = 1000 \text{ kg/m}^3$;
 Phantom section: Left Section

DASY5 Configuration:

- Probe: ES3DV2 - SN3019; ConvF(4.65, 4.65, 4.65); Calibrated: 2017/10/30;
- Sensor-Surface: 4mm (Mechanical Surface Detection)
- Electronics: DAE4 Sn772; Calibrated: 2017/10/9
- Phantom: Triple Flat Phantom 5.1C; Type: QD 000 P51 CA; Serial: 1130
- Measurement SW: DASY52, Version 52.8 (8);

Area Scan (71x71x1): Interpolated grid: $dx=1.500 \text{ mm}$, $dy=1.500 \text{ mm}$

Maximum value of SAR (interpolated) = 0.401 W/kg

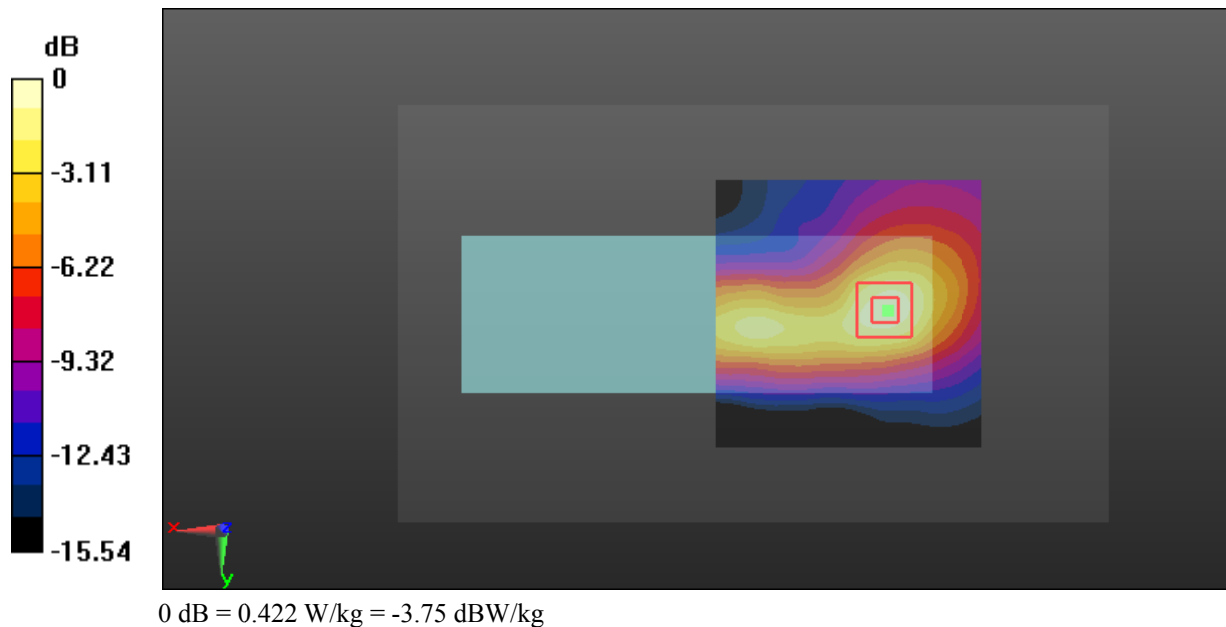
Zoom Scan (5x5x4)/Cube 0: Measurement grid: $dx=8\text{mm}$, $dy=8\text{mm}$, $dz=5\text{mm}$

Reference Value = 13.65 V/m; Power Drift = 0.12 dB

Peak SAR (extrapolated) = 0.643 W/kg

SAR(1 g) = 0.382 W/kg; SAR(10 g) = 0.218 W/kg

Maximum value of SAR (measured) = 0.422 W/kg



Test Plot 52#: LTE Band 2_Handheld Right_Middle_50%RB

DUT: APOS A8; Type: APOS A8; Serial: 17122505921

Communication System: Generic FDD-LTE; Frequency: 1880 MHz; Duty Cycle: 1:1
 Medium parameters used: $f = 1880 \text{ MHz}$; $\sigma = 1.493 \text{ S/m}$; $\epsilon_r = 54.186$; $\rho = 1000 \text{ kg/m}^3$;
 Phantom section: Left Section

DASY5 Configuration:

- Probe: ES3DV2 - SN3019; ConvF(4.65, 4.65, 4.65); Calibrated: 2017/10/30;
- Sensor-Surface: 4mm (Mechanical Surface Detection)
- Electronics: DAE4 Sn772; Calibrated: 2017/10/9
- Phantom: Triple Flat Phantom 5.1C; Type: QD 000 P51 CA; Serial: 1130
- Measurement SW: DASY52, Version 52.8 (8);

Area Scan (71x71x1): Interpolated grid: $dx=1.500 \text{ mm}$, $dy=1.500 \text{ mm}$

Maximum value of SAR (interpolated) = 0.320 W/kg

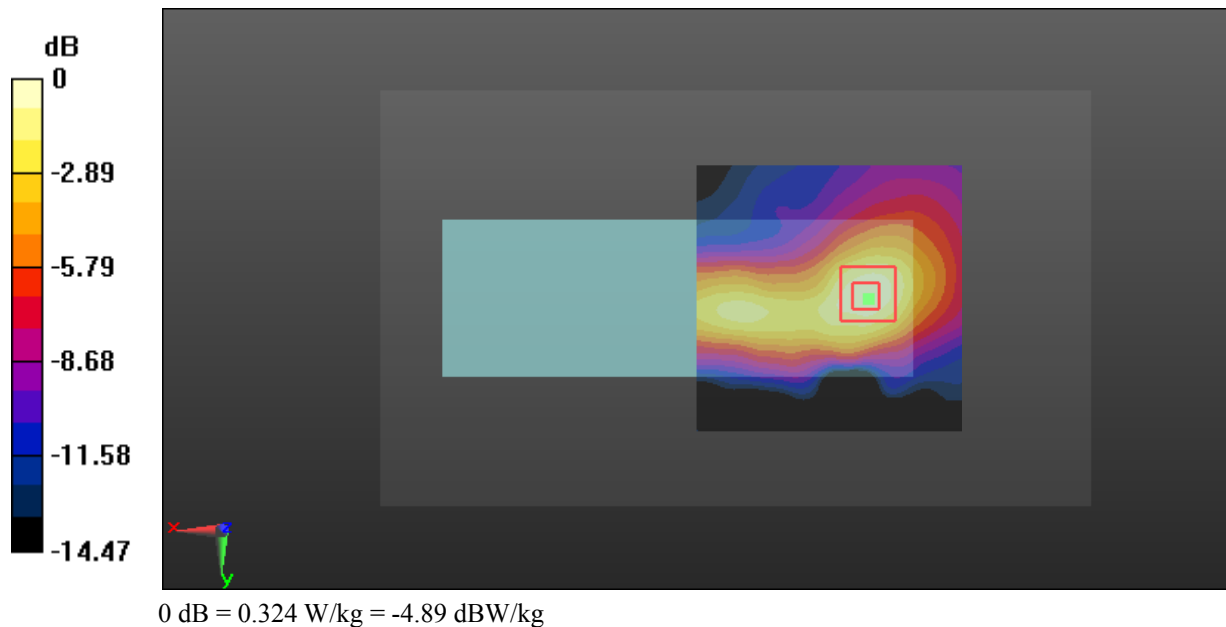
Zoom Scan (5x5x4)/Cube 0: Measurement grid: $dx=8\text{mm}$, $dy=8\text{mm}$, $dz=5\text{mm}$

Reference Value = 11.92 V/m; Power Drift = 0.02 dB

Peak SAR (extrapolated) = 0.498 W/kg

SAR(1 g) = 0.293 W/kg; SAR(10 g) = 0.168 W/kg

Maximum value of SAR (measured) = 0.324 W/kg



Test Plot 53#: LTE Band 4_Body Back_Low_1RB

DUT: APOS A8; Type: APOS A8; Serial: 17122505921

Communication System: Generic FDD-LTE; Frequency: 1720 MHz; Duty Cycle: 1:1
 Medium parameters used: $f = 1720$ MHz; $\sigma = 1.51$ S/m; $\epsilon_r = 52.819$; $\rho = 1000$ kg/m³ ;
 Phantom section: Left Section

DASY5 Configuration:

- Probe: ES3DV2 - SN3019; ConvF(4.84, 4.84, 4.84); Calibrated: 2017/10/30;
- Sensor-Surface: 4mm (Mechanical Surface Detection)
- Electronics: DAE4 Sn772; Calibrated: 2017/10/9
- Phantom: Triple Flat Phantom 5.1C; Type: QD 000 P51 CA; Serial: 1130
- Measurement SW: DASY52, Version 52.8 (8);

Area Scan (91x71x1): Interpolated grid: dx=1.500 mm, dy=1.500 mm

Maximum value of SAR (interpolated) = 1.26 W/kg

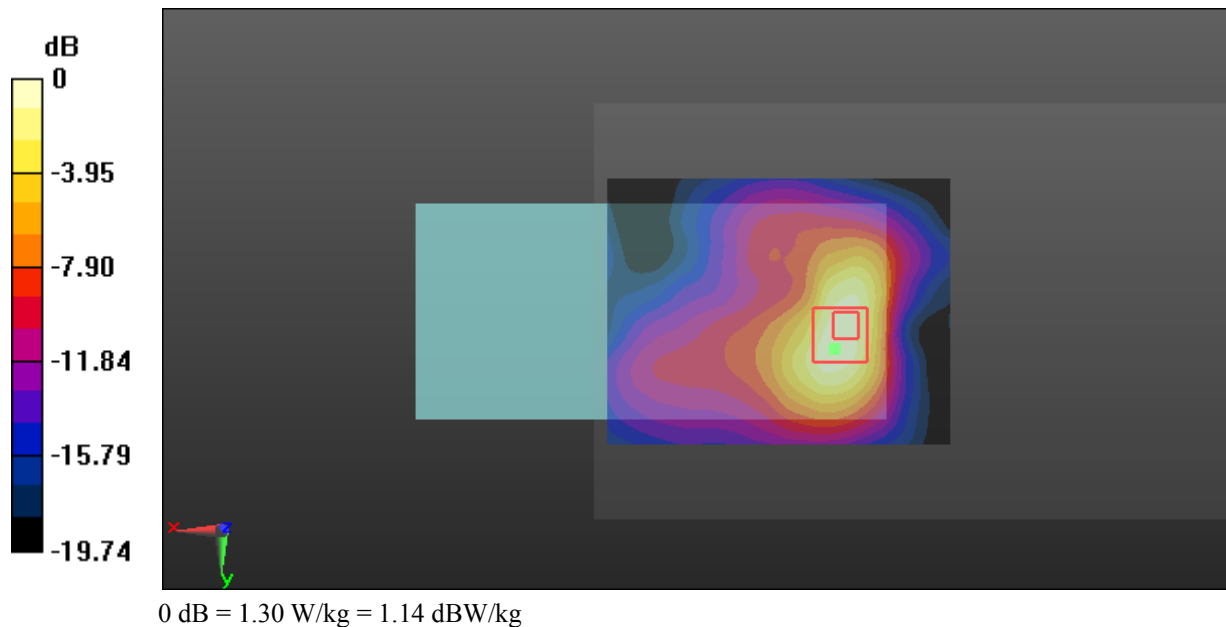
Zoom Scan (6x6x7)/Cube 0: Measurement grid: dx=8mm, dy=8mm, dz=5mm

Reference Value = 3.615 V/m; Power Drift = -0.16 dB

Peak SAR (extrapolated) = 2.30 W/kg

SAR(1 g) = 1.2 W/kg; SAR(10 g) = 0.633 W/kg

Maximum value of SAR (measured) = 1.30 W/kg



Test Plot 54#: LTE Band 4_Body Back_Middle_1RB

DUT: APOS A8; Type: APOS A8; Serial: 17122505921

Communication System: Generic FDD-LTE; Frequency: 1732.5 MHz; Duty Cycle: 1:1
 Medium parameters used: $f = 1732.5$ MHz; $\sigma = 1.525$ S/m; $\epsilon_r = 52.81$; $\rho = 1000$ kg/m³ ;
 Phantom section: Left Section

DASY5 Configuration:

- Probe: ES3DV2 - SN3019; ConvF(4.84, 4.84, 4.84); Calibrated: 2017/10/30;
- Sensor-Surface: 4mm (Mechanical Surface Detection)
- Electronics: DAE4 Sn772; Calibrated: 2017/10/9
- Phantom: Triple Flat Phantom 5.1C; Type: QD 000 P51 CA; Serial: 1130
- Measurement SW: DASY52, Version 52.8 (8);

Area Scan (91x71x1): Interpolated grid: dx=1.500 mm, dy=1.500 mm

Maximum value of SAR (interpolated) = 1.33 W/kg

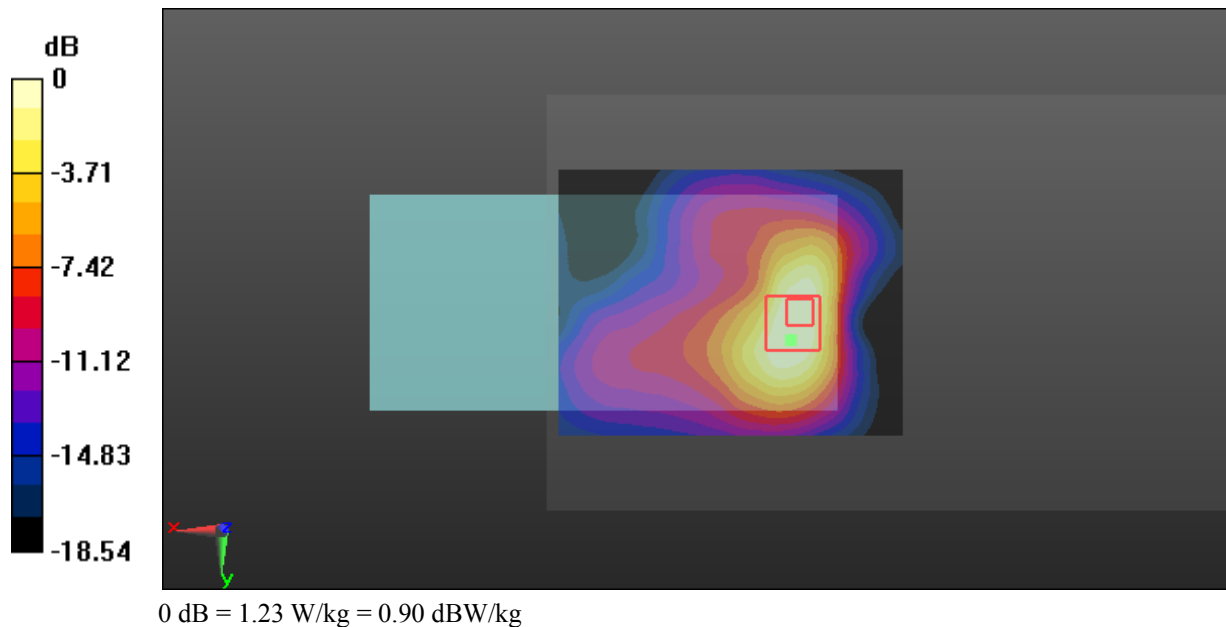
Zoom Scan (6x6x7)/Cube 0: Measurement grid: dx=8mm, dy=8mm, dz=5mm

Reference Value = 3.445 V/m; Power Drift = -0.19 dB

Peak SAR (extrapolated) = 2.38 W/kg

SAR(1 g) = 1.22 W/kg; SAR(10 g) = 0.640 W/kg

Maximum value of SAR (measured) = 1.23 W/kg



Test Plot 55#: LTE Band 4_Body Back_High_1RB

DUT: APOS A8; Type: APOS A8; Serial: 17122505921

Communication System: Generic FDD-LTE; Frequency: 1745 MHz; Duty Cycle: 1:1
 Medium parameters used: $f = 1745 \text{ MHz}$; $\sigma = 1.534 \text{ S/m}$; $\epsilon_r = 52.692$; $\rho = 1000 \text{ kg/m}^3$;
 Phantom section: Left Section

DASY5 Configuration:

- Probe: ES3DV2 - SN3019; ConvF(4.84, 4.84, 4.84); Calibrated: 2017/10/30;
- Sensor-Surface: 4mm (Mechanical Surface Detection)
- Electronics: DAE4 Sn772; Calibrated: 2017/10/9
- Phantom: Triple Flat Phantom 5.1C; Type: QD 000 P51 CA; Serial: 1130
- Measurement SW: DASY52, Version 52.8 (8);

Area Scan (91x71x1): Interpolated grid: $dx=1.500 \text{ mm}$, $dy=1.500 \text{ mm}$

Maximum value of SAR (interpolated) = 1.35 W/kg

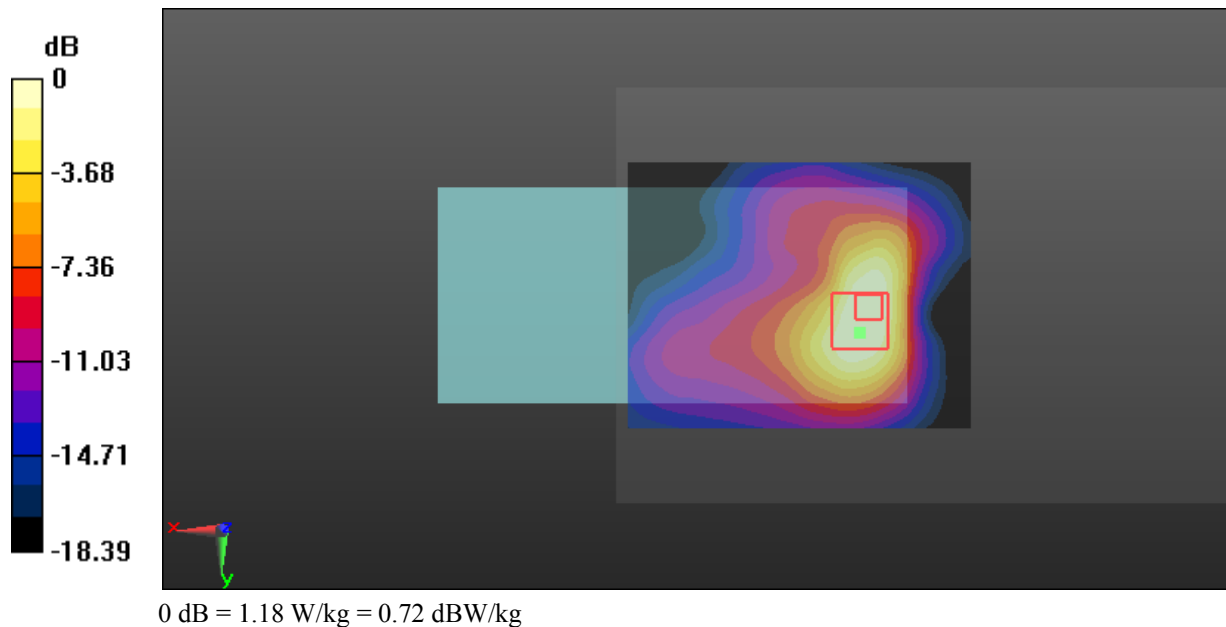
Zoom Scan (6x6x7)/Cube 0: Measurement grid: $dx=8\text{mm}$, $dy=8\text{mm}$, $dz=5\text{mm}$

Reference Value = 3.013 V/m; Power Drift = 0.12 dB

Peak SAR (extrapolated) = 2.27 W/kg

SAR(1 g) = 1.18 W/kg; SAR(10 g) = 0.631 W/kg

Maximum value of SAR (measured) = 1.18 W/kg



Test Plot 56#: LTE Band 4_Body Back_Low_50%RB

DUT: APOS A8; Type: APOS A8; Serial: 17122505921

Communication System: Generic FDD-LTE; Frequency: 1720 MHz;Duty Cycle: 1:1
 Medium parameters used: $f = 1720$ MHz; $\sigma = 1.51$ S/m; $\epsilon_r = 52.819$; $\rho = 1000$ kg/m³ ;
 Phantom section: Left Section

DASY5 Configuration:

- Probe: ES3DV2 - SN3019; ConvF(4.84, 4.84, 4.84); Calibrated: 2017/10/30;
- Sensor-Surface: 4mm (Mechanical Surface Detection)
- Electronics: DAE4 Sn772;Calibrated: 2017/10/9
- Phantom: Triple Flat Phantom 5.1C; Type: QD 000 P51 CA; Serial: 1130
- Measurement SW: DASY52, Version 52.8 (8);

Area Scan (91x71x1): Interpolated grid: dx=1.500 mm, dy=1.500 mm

Maximum value of SAR (interpolated) = 0.927 W/kg

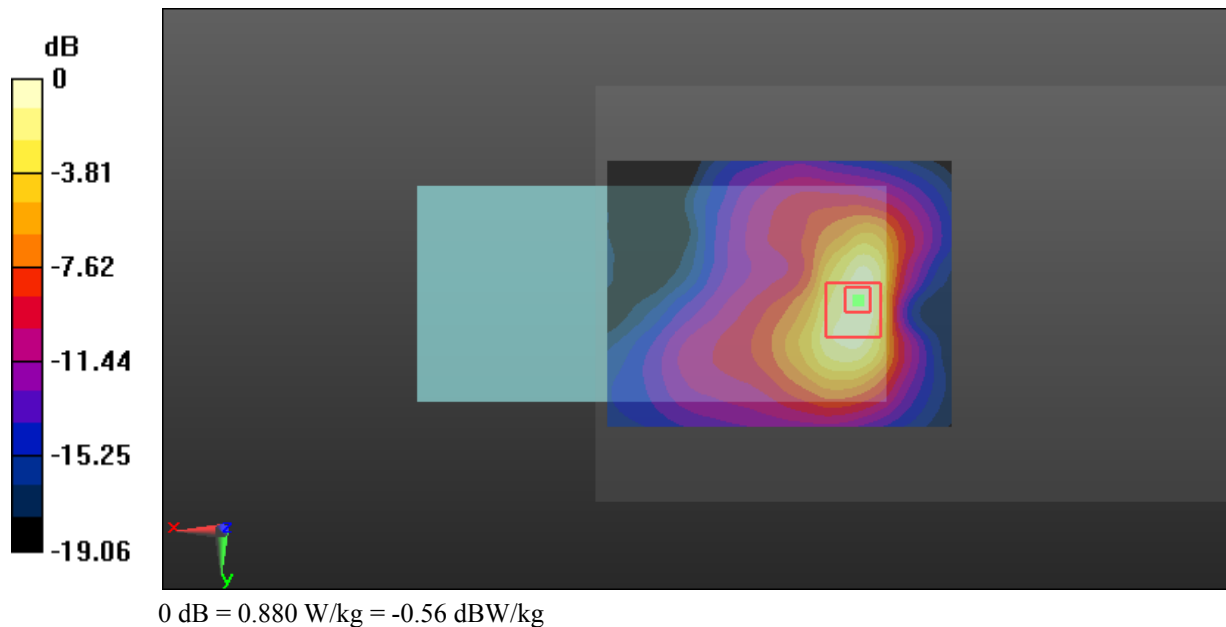
Zoom Scan (6x6x7)/Cube 0: Measurement grid: dx=8mm, dy=8mm, dz=5mm

Reference Value = 3.476 V/m; Power Drift = 0.15 dB

Peak SAR (extrapolated) = 1.48 W/kg

SAR(1 g) = 0.787 W/kg; SAR(10 g) = 0.416 W/kg

Maximum value of SAR (measured) = 0.880 W/kg



Test Plot 57#: LTE Band 4_Body Back_Middle_50%RB**DUT: APOS A8; Type: APOS A8; Serial: 17122505921**

Communication System: Generic FDD-LTE; Frequency: 1732.5 MHz; Duty Cycle: 1:1
Medium parameters used: $f = 1732.5$ MHz; $\sigma = 1.525$ S/m; $\epsilon_r = 52.81$; $\rho = 1000$ kg/m³ ;
Phantom section: Left Section

DASY5 Configuration:

- Probe: ES3DV2 - SN3019; ConvF(4.84, 4.84, 4.84); Calibrated: 2017/10/30;
- Sensor-Surface: 4mm (Mechanical Surface Detection)
- Electronics: DAE4 Sn772; Calibrated: 2017/10/9
- Phantom: Triple Flat Phantom 5.1C; Type: QD 000 P51 CA; Serial: 1130
- Measurement SW: DASY52, Version 52.8 (8);

Area Scan (91x71x1): Interpolated grid: dx=1.500 mm, dy=1.500 mm

Maximum value of SAR (interpolated) = 1.02 W/kg


Zoom Scan (7x6x7)/Cube 0: Measurement grid: dx=8mm, dy=8mm, dz=5mm

Reference Value = 3.227 V/m; Power Drift = -0.15 dB

Peak SAR (extrapolated) = 1.86 W/kg

SAR(1 g) = 0.969 W/kg; SAR(10 g) = 0.507 W/kg

Maximum value of SAR (measured) = 1.04 W/kg



0 dB = 1.04 W/kg = 0.17 dBW/kg

Test Plot 58#: LTE Band 4_Body Back_High_50%RB

DUT: APOS A8; Type: APOS A8; Serial: 17122505921

Communication System: Generic FDD-LTE; Frequency: 1745 MHz; Duty Cycle: 1:1
 Medium parameters used: $f = 1745 \text{ MHz}$; $\sigma = 1.534 \text{ S/m}$; $\epsilon_r = 52.692$; $\rho = 1000 \text{ kg/m}^3$;
 Phantom section: Left Section

DASY5 Configuration:

- Probe: ES3DV2 - SN3019; ConvF(4.84, 4.84, 4.84); Calibrated: 2017/10/30;
- Sensor-Surface: 4mm (Mechanical Surface Detection)
- Electronics: DAE4 Sn772; Calibrated: 2017/10/9
- Phantom: Triple Flat Phantom 5.1C; Type: QD 000 P51 CA; Serial: 1130
- Measurement SW: DASY52, Version 52.8 (8);

Area Scan (91x71x1): Interpolated grid: $dx=1.500 \text{ mm}$, $dy=1.500 \text{ mm}$

Maximum value of SAR (interpolated) = 1.07 W/kg

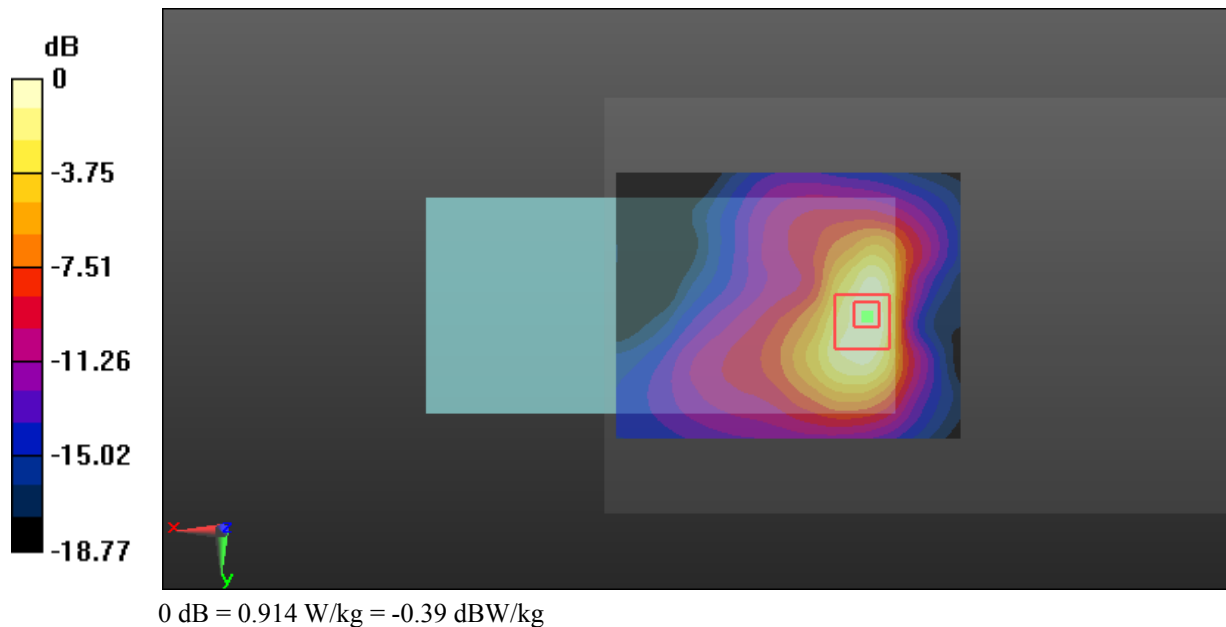
Zoom Scan (6x6x7)/Cube 0: Measurement grid: $dx=8\text{mm}$, $dy=8\text{mm}$, $dz=5\text{mm}$

Reference Value = 3.411 V/m; Power Drift = -0.11 dB

Peak SAR (extrapolated) = 1.54 W/kg

SAR(1 g) = 0.826 W/kg; SAR(10 g) = 0.440 W/kg

Maximum value of SAR (measured) = 0.914 W/kg



Test Plot 59#: LTE Band 4_Body Back_Middle_100%RB**DUT: APOS A8; Type: APOS A8; Serial: 17122505921**

Communication System: Generic FDD-LTE; Frequency: 1732.5 MHz; Duty Cycle: 1:1
Medium parameters used: $f = 1732.5$ MHz; $\sigma = 1.525$ S/m; $\epsilon_r = 52.81$; $\rho = 1000$ kg/m³ ;
Phantom section: Left Section

DASY5 Configuration:

- Probe: ES3DV2 - SN3019; ConvF(4.84, 4.84, 4.84); Calibrated: 2017/10/30;
- Sensor-Surface: 4mm (Mechanical Surface Detection)
- Electronics: DAE4 Sn772; Calibrated: 2017/10/9
- Phantom: Triple Flat Phantom 5.1C; Type: QD 000 P51 CA; Serial: 1130
- Measurement SW: DASY52, Version 52.8 (8);

Area Scan (91x71x1): Interpolated grid: dx=1.500 mm, dy=1.500 mm

Maximum value of SAR (interpolated) = 0.849 W/kg

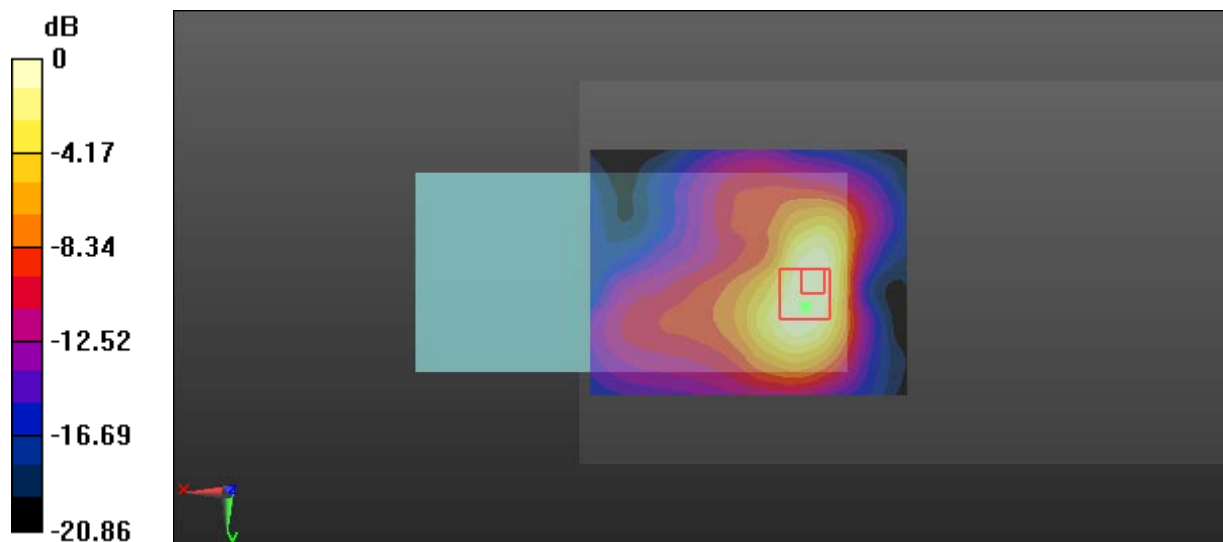
Zoom Scan (7x6x7)/Cube 0: Measurement grid: dx=8mm, dy=8mm, dz=5mm

Reference Value = 2.435 V/m; Power Drift = -0.14 dB

Peak SAR (extrapolated) = 1.51 W/kg

SAR(1 g) = 0.768 W/kg; SAR(10 g) = 0.403 W/kg

Maximum value of SAR (measured) = 0.775 W/kg



0 dB = 0.775 W/kg = -1.11 dBW/kg

Test Plot 60#: LTE Band 4_Body Bottom_Low_1RB

DUT: APOS A8; Type: APOS A8; Serial: 17122505921

Communication System: Generic FDD-LTE; Frequency: 1720 MHz; Duty Cycle: 1:1
 Medium parameters used: $f = 1720$ MHz; $\sigma = 1.51$ S/m; $\epsilon_r = 52.819$; $\rho = 1000$ kg/m³ ;
 Phantom section: Left Section

DASY5 Configuration:

- Probe: ES3DV2 - SN3019; ConvF(4.84, 4.84, 4.84); Calibrated: 2017/10/30;
- Sensor-Surface: 4mm (Mechanical Surface Detection)
- Electronics: DAE4 Sn772; Calibrated: 2017/10/9
- Phantom: Triple Flat Phantom 5.1C; Type: QD 000 P51 CA; Serial: 1130
- Measurement SW: DASY52, Version 52.8 (8);

Area Scan (71x71x1): Interpolated grid: dx=1.500 mm, dy=1.500 mm

Maximum value of SAR (interpolated) = 1.24 W/kg

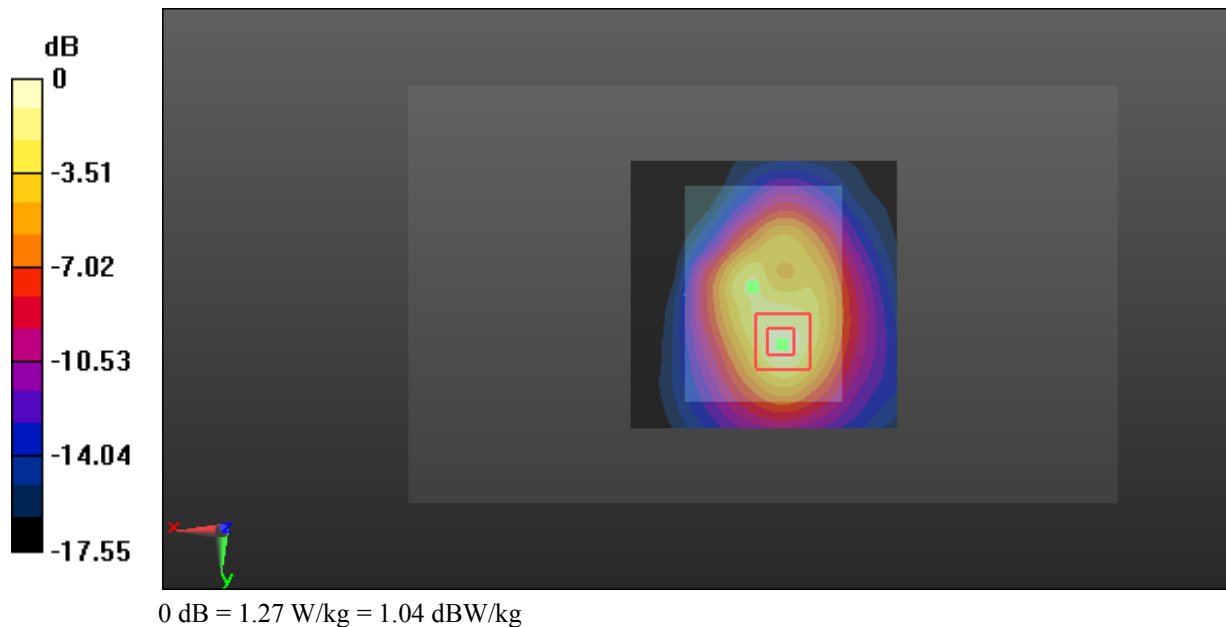
Zoom Scan (5x5x7)/Cube 0: Measurement grid: dx=8mm, dy=8mm, dz=5mm

Reference Value = 16.53 V/m; Power Drift = -0.02 dB

Peak SAR (extrapolated) = 2.21 W/kg

SAR(1 g) = 1.09 W/kg; SAR(10 g) = 0.540 W/kg

Maximum value of SAR (measured) = 1.27 W/kg



Test Plot 61#: LTE Band 4_Body Bottom_Middle_1RB

DUT: APOS A8; Type: APOS A8; Serial: 17122505921

Communication System: Generic FDD-LTE; Frequency: 1732.5 MHz; Duty Cycle: 1:1
 Medium parameters used: $f = 1732.5 \text{ MHz}$; $\sigma = 1.525 \text{ S/m}$; $\epsilon_r = 52.81$; $\rho = 1000 \text{ kg/m}^3$;
 Phantom section: Left Section

DASY5 Configuration:

- Probe: ES3DV2 - SN3019; ConvF(4.84, 4.84, 4.84); Calibrated: 2017/10/30;
- Sensor-Surface: 4mm (Mechanical Surface Detection)
- Electronics: DAE4 Sn772; Calibrated: 2017/10/9
- Phantom: Triple Flat Phantom 5.1C; Type: QD 000 P51 CA; Serial: 1130
- Measurement SW: DASY52, Version 52.8 (8);

Area Scan (71x71x1): Interpolated grid: $dx=1.500 \text{ mm}$, $dy=1.500 \text{ mm}$

Maximum value of SAR (interpolated) = 1.28 W/kg

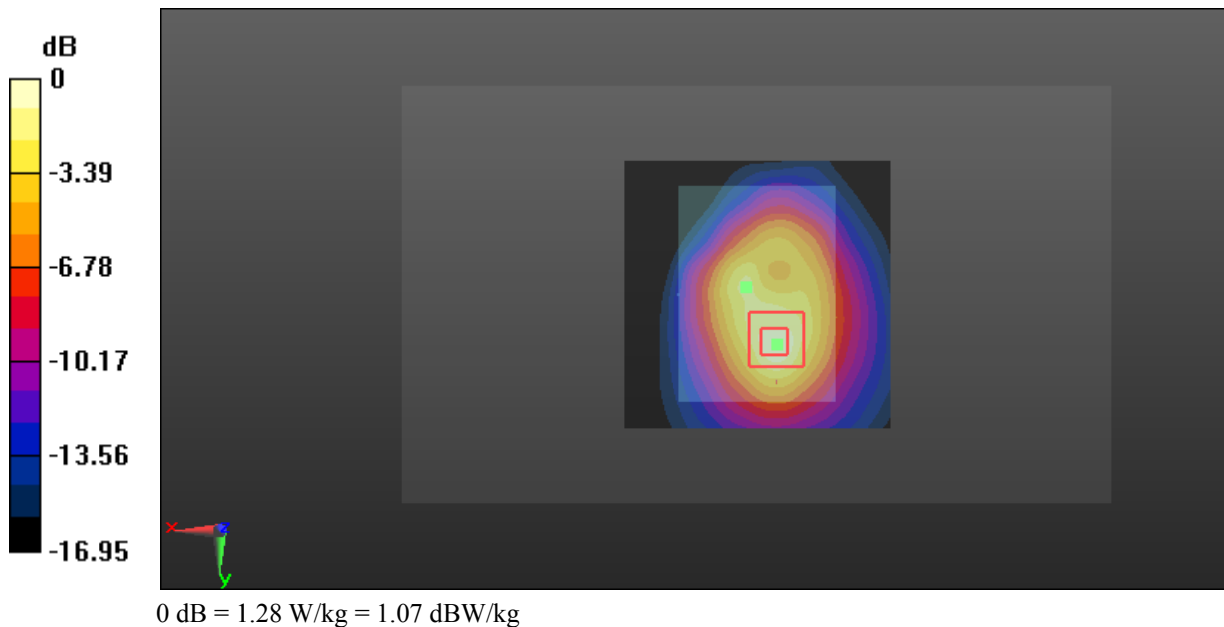
Zoom Scan (5x5x7)/Cube 0: Measurement grid: $dx=8\text{mm}$, $dy=8\text{mm}$, $dz=5\text{mm}$

Reference Value = 18.00 V/m; Power Drift = -0.13 dB

Peak SAR (extrapolated) = 2.28 W/kg

SAR(1 g) = 1.12 W/kg; SAR(10 g) = 0.555 W/kg

Maximum value of SAR (measured) = 1.28 W/kg



Test Plot 62#: LTE Band 4_Body Bottom_High_1RB**DUT: APOS A8; Type: APOS A8; Serial: 17122505921**

Communication System: Generic FDD-LTE; Frequency: 1745 MHz; Duty Cycle: 1:1
Medium parameters used: $f = 1745$ MHz; $\sigma = 1.534$ S/m; $\epsilon_r = 52.692$; $\rho = 1000$ kg/m³ ;
Phantom section: Left Section

DASY5 Configuration:

- Probe: ES3DV2 - SN3019; ConvF(4.84, 4.84, 4.84); Calibrated: 2017/10/30;
- Sensor-Surface: 4mm (Mechanical Surface Detection)
- Electronics: DAE4 Sn772; Calibrated: 2017/10/9
- Phantom: Triple Flat Phantom 5.1C; Type: QD 000 P51 CA; Serial: 1130
- Measurement SW: DASY52, Version 52.8 (8);

Area Scan (71x71x1): Interpolated grid: dx=1.500 mm, dy=1.500 mm

Maximum value of SAR (interpolated) = 1.37 W/kg


Zoom Scan (5x5x7)/Cube 0: Measurement grid: dx=8mm, dy=8mm, dz=5mm

Reference Value = 18.64 V/m; Power Drift = -0.06 dB

Peak SAR (extrapolated) = 2.46 W/kg

SAR(1 g) = 1.22 W/kg; SAR(10 g) = 0.603 W/kg

Maximum value of SAR (measured) = 1.40 W/kg



Test Plot 63#: LTE Band 4_Body Bottom_Middle_50%RB

DUT: APOS A8; Type: APOS A8; Serial: 17122505921

Communication System: Generic FDD-LTE; Frequency: 1732.5 MHz; Duty Cycle: 1:1
 Medium parameters used: $f = 1732.5 \text{ MHz}$; $\sigma = 1.525 \text{ S/m}$; $\epsilon_r = 52.81$; $\rho = 1000 \text{ kg/m}^3$;
 Phantom section: Left Section

DASY5 Configuration:

- Probe: ES3DV2 - SN3019; ConvF(4.84, 4.84, 4.84); Calibrated: 2017/10/30;
- Sensor-Surface: 4mm (Mechanical Surface Detection)
- Electronics: DAE4 Sn772; Calibrated: 2017/10/9
- Phantom: Triple Flat Phantom 5.1C; Type: QD 000 P51 CA; Serial: 1130
- Measurement SW: DASY52, Version 52.8 (8);

Area Scan (71x71x1): Interpolated grid: $dx=1.500 \text{ mm}$, $dy=1.500 \text{ mm}$

Maximum value of SAR (interpolated) = 0.695 W/kg


Zoom Scan (5x5x7)/Cube 0: Measurement grid: $dx=8\text{mm}$, $dy=8\text{mm}$, $dz=5\text{mm}$

Reference Value = 10.61 V/m; Power Drift = -0.11 dB

Peak SAR (extrapolated) = 1.21 W/kg

SAR(1 g) = 0.601 W/kg; SAR(10 g) = 0.298 W/kg

Maximum value of SAR (measured) = 0.695 W/kg



Test Plot 64#: LTE Band 4_Handheld Left_Middle_1RB

DUT: APOS A8; Type: APOS A8; Serial: 17122505921

Communication System: Generic FDD-LTE; Frequency: 1732.5 MHz; Duty Cycle: 1:1
 Medium parameters used: $f = 1732.5 \text{ MHz}$; $\sigma = 1.525 \text{ S/m}$; $\epsilon_r = 52.81$; $\rho = 1000 \text{ kg/m}^3$;
 Phantom section: Left Section

DASY5 Configuration:

- Probe: ES3DV2 - SN3019; ConvF(4.84, 4.84, 4.84); Calibrated: 2017/10/30;
- Sensor-Surface: 4mm (Mechanical Surface Detection)
- Electronics: DAE4 Sn772; Calibrated: 2017/10/9
- Phantom: Triple Flat Phantom 5.1C; Type: QD 000 P51 CA; Serial: 1130
- Measurement SW: DASY52, Version 52.8 (8);

Area Scan (71x71x1): Interpolated grid: $dx=1.500 \text{ mm}$, $dy=1.500 \text{ mm}$

Maximum value of SAR (interpolated) = 0.259 W/kg


Zoom Scan (5x5x7)/Cube 0: Measurement grid: $dx=8\text{mm}$, $dy=8\text{mm}$, $dz=5\text{mm}$

Reference Value = 7.448 V/m; Power Drift = 0.11 dB

Peak SAR (extrapolated) = 0.310 W/kg

SAR(1 g) = 0.190 W/kg; SAR(10 g) = 0.108 W/kg

Maximum value of SAR (measured) = 0.206 W/kg



Test Plot 65#: LTE Band 4_Handheld Left_Middle_50%RB**DUT: APOS A8; Type: APOS A8; Serial: 17122505921**

Communication System: Generic FDD-LTE; Frequency: 1732.5 MHz; Duty Cycle: 1:1
Medium parameters used: $f = 1732.5$ MHz; $\sigma = 1.525$ S/m; $\epsilon_r = 52.81$; $\rho = 1000$ kg/m³ ;
Phantom section: Left Section

DASY5 Configuration:

- Probe: ES3DV2 - SN3019; ConvF(4.84, 4.84, 4.84); Calibrated: 2017/10/30;
- Sensor-Surface: 4mm (Mechanical Surface Detection)
- Electronics: DAE4 Sn772; Calibrated: 2017/10/9
- Phantom: Triple Flat Phantom 5.1C; Type: QD 000 P51 CA; Serial: 1130
- Measurement SW: DASY52, Version 52.8 (8);

Area Scan (71x71x1): Interpolated grid: dx=1.500 mm, dy=1.500 mm

Maximum value of SAR (interpolated) = 0.176 W/kg


Zoom Scan (5x5x7)/Cube 0: Measurement grid: dx=8mm, dy=8mm, dz=5mm

Reference Value = 4.280 V/m; Power Drift = -0.16 dB

Peak SAR (extrapolated) = 0.230 W/kg

SAR(1 g) = 0.144 W/kg; SAR(10 g) = 0.083 W/kg

Maximum value of SAR (measured) = 0.157 W/kg



Test Plot 66#: LTE Band 4_Handheld Right_Middle_1RB**DUT: APOS A8; Type: APOS A8; Serial: 17122505921**

Communication System: Generic FDD-LTE; Frequency: 1732.5 MHz; Duty Cycle: 1:1
Medium parameters used: $f = 1732.5$ MHz; $\sigma = 1.525$ S/m; $\epsilon_r = 52.81$; $\rho = 1000$ kg/m³ ;
Phantom section: Left Section

DASY5 Configuration:

- Probe: ES3DV2 - SN3019; ConvF(4.84, 4.84, 4.84); Calibrated: 2017/10/30;
- Sensor-Surface: 4mm (Mechanical Surface Detection)
- Electronics: DAE4 Sn772; Calibrated: 2017/10/9
- Phantom: Triple Flat Phantom 5.1C; Type: QD 000 P51 CA; Serial: 1130
- Measurement SW: DASY52, Version 52.8 (8);

Area Scan (71x71x1): Interpolated grid: dx=1.500 mm, dy=1.500 mm

Maximum value of SAR (interpolated) = 0.765 W/kg

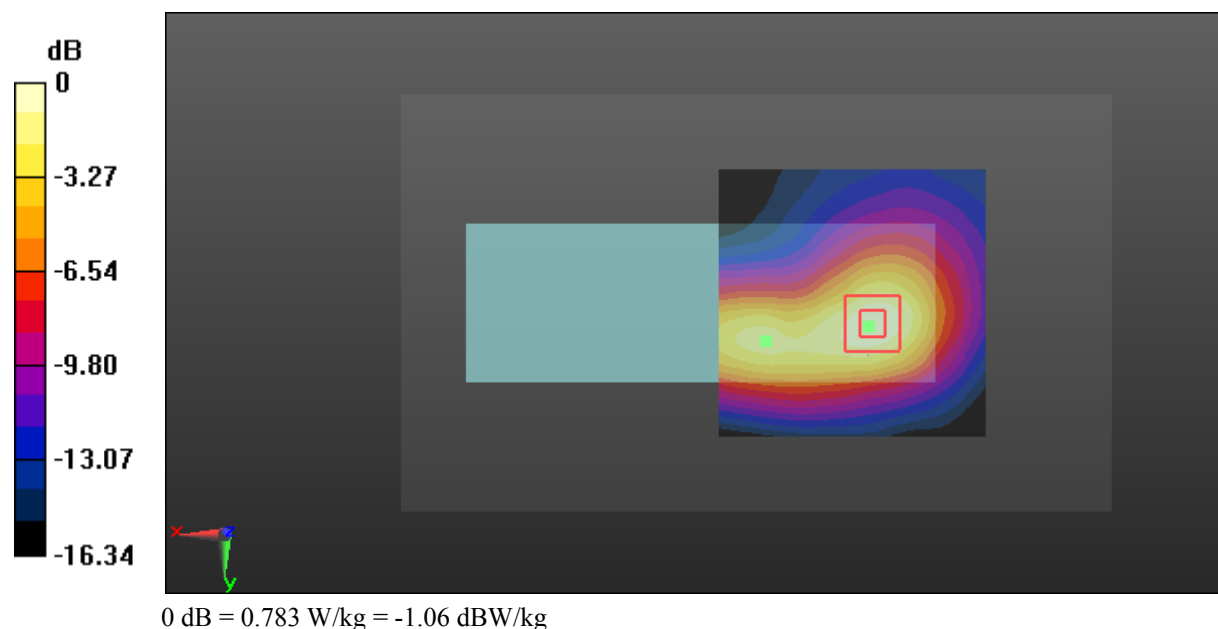
Zoom Scan (5x5x7)/Cube 0: Measurement grid: dx=8mm, dy=8mm, dz=5mm

Reference Value = 12.92 V/m; Power Drift = -0.09 dB

Peak SAR (extrapolated) = 1.23 W/kg

SAR(1 g) = 0.711 W/kg; SAR(10 g) = 0.392 W/kg

Maximum value of SAR (measured) = 0.783 W/kg



Test Plot 67#: LTE Band 4_Handheld Right_Middle_50%RB

DUT: APOS A8; Type: APOS A8; Serial: 17122505921

Communication System: Generic FDD-LTE; Frequency: 1732.5 MHz; Duty Cycle: 1:1
 Medium parameters used: $f = 1732.5 \text{ MHz}$; $\sigma = 1.525 \text{ S/m}$; $\epsilon_r = 52.81$; $\rho = 1000 \text{ kg/m}^3$;
 Phantom section: Left Section

DASY5 Configuration:

- Probe: ES3DV2 - SN3019; ConvF(4.84, 4.84, 4.84); Calibrated: 2017/10/30;
- Sensor-Surface: 4mm (Mechanical Surface Detection)
- Electronics: DAE4 Sn772; Calibrated: 2017/10/9
- Phantom: Triple Flat Phantom 5.1C; Type: QD 000 P51 CA; Serial: 1130
- Measurement SW: DASY52, Version 52.8 (8);

Area Scan (71x71x1): Interpolated grid: $dx=1.500 \text{ mm}$, $dy=1.500 \text{ mm}$

Maximum value of SAR (interpolated) = 0.594 W/kg

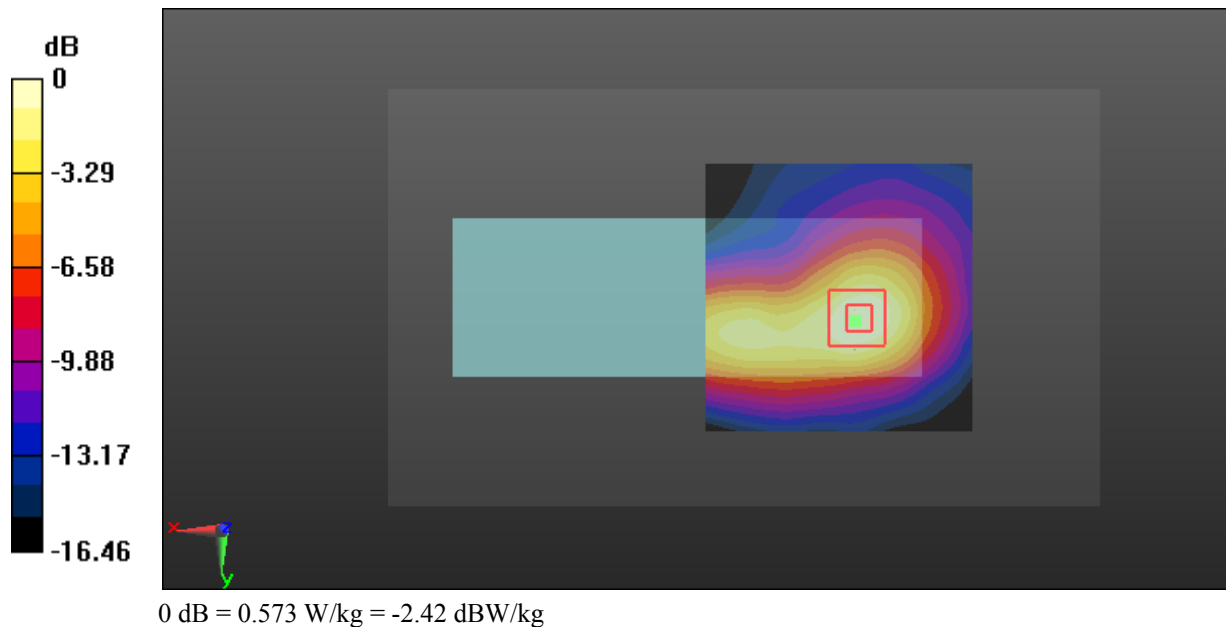
Zoom Scan (5x5x7)/Cube 0: Measurement grid: $dx=8\text{mm}$, $dy=8\text{mm}$, $dz=5\text{mm}$

Reference Value = 11.11 V/m; Power Drift = 0.13 dB

Peak SAR (extrapolated) = 0.907 W/kg

SAR(1 g) = 0.524 W/kg; SAR(10 g) = 0.291 W/kg

Maximum value of SAR (measured) = 0.573 W/kg



Test Plot 68#: LTE Band 5_Body Back_Low_1RB

DUT: APOS A8; Type: APOS A8; Serial: 17122505921

Communication System: Generic FDD-LTE; Frequency: 829 MHz; Duty Cycle: 1:1
 Medium parameters used: $f = 829 \text{ MHz}$; $\sigma = 0.953 \text{ S/m}$; $\epsilon_r = 57.294$; $\rho = 1000 \text{ kg/m}^3$;
 Phantom section: Right Section

DASY5 Configuration:

- Probe: ES3DV2 - SN3019; ConvF(6.42, 6.42, 6.42); Calibrated: 2017/10/30;
- Sensor-Surface: 4mm (Mechanical Surface Detection)
- Electronics: DAE4 Sn772; Calibrated: 2017/10/9
- Phantom: Triple Flat Phantom 5.1C; Type: QD 000 P51 CA; Serial: 1130
- Measurement SW: DASY52, Version 52.8 (8);

Area Scan (91x71x1): Interpolated grid: $dx=1.500 \text{ mm}$, $dy=1.500 \text{ mm}$

Maximum value of SAR (interpolated) = 1.42 W/kg

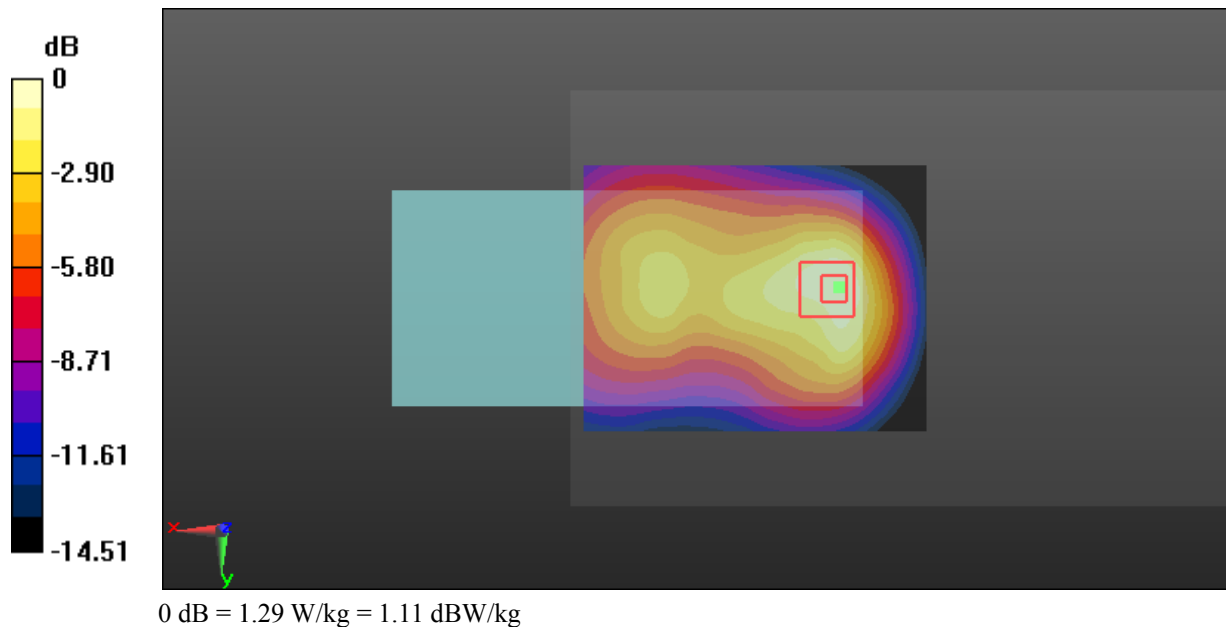
Zoom Scan (5x5x7)/Cube 0: Measurement grid: $dx=8\text{mm}$, $dy=8\text{mm}$, $dz=5\text{mm}$

Reference Value = 8.219 V/m; Power Drift = -0.14 dB

Peak SAR (extrapolated) = 2.29 W/kg

SAR(1 g) = 1.2 W/kg; SAR(10 g) = 0.698 W/kg

Maximum value of SAR (measured) = 1.29 W/kg



Test Plot 69#: LTE Band 5_Body Back_Middle_1RB

DUT: APOS A8; Type: APOS A8; Serial: 17122505921

Communication System: Generic FDD-LTE; Frequency: 836.5 MHz; Duty Cycle: 1:1
 Medium parameters used: $f = 836.5 \text{ MHz}$; $\sigma = 0.955 \text{ S/m}$; $\epsilon_r = 57.279$; $\rho = 1000 \text{ kg/m}^3$;
 Phantom section: Right Section

DASY5 Configuration:

- Probe: ES3DV2 - SN3019; ConvF(6.42, 6.42, 6.42); Calibrated: 2017/10/30;
- Sensor-Surface: 4mm (Mechanical Surface Detection)
- Electronics: DAE4 Sn772; Calibrated: 2017/10/9
- Phantom: Triple Flat Phantom 5.1C; Type: QD 000 P51 CA; Serial: 1130
- Measurement SW: DASY52, Version 52.8 (8);

Area Scan (91x71x1): Interpolated grid: $dx=1.500 \text{ mm}$, $dy=1.500 \text{ mm}$

Maximum value of SAR (interpolated) = 1.28 W/kg

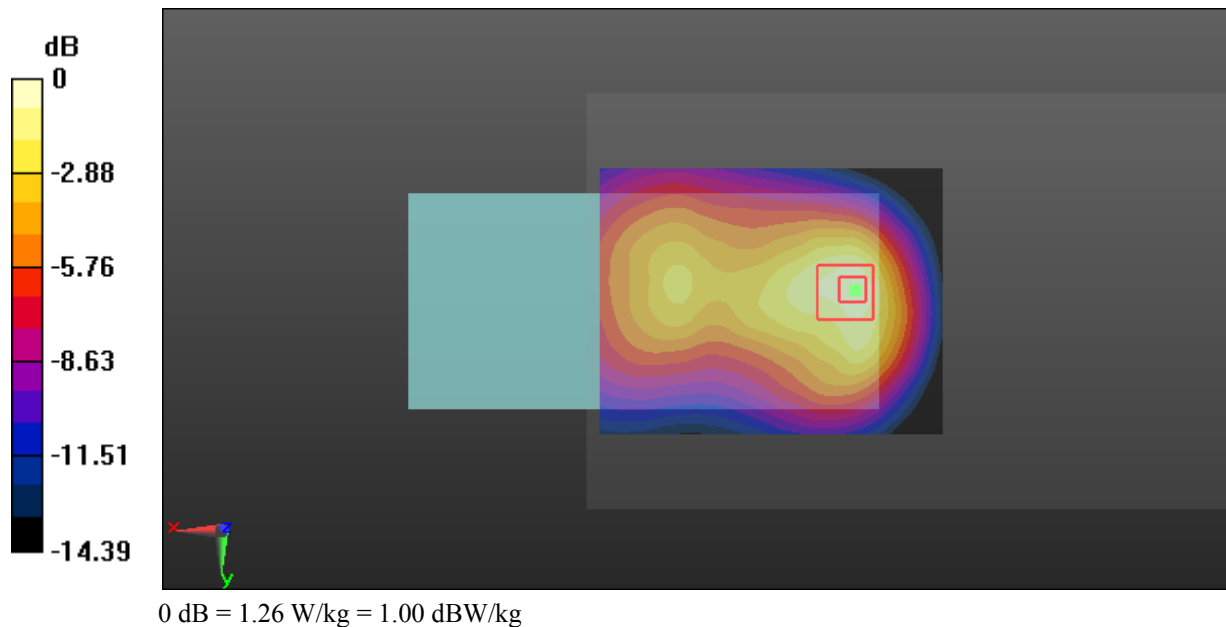
Zoom Scan (5x5x7)/Cube 0: Measurement grid: $dx=8\text{mm}$, $dy=8\text{mm}$, $dz=5\text{mm}$

Reference Value = 7.876 V/m; Power Drift = -0.11 dB

Peak SAR (extrapolated) = 2.21 W/kg

SAR(1 g) = 1.14 W/kg; SAR(10 g) = 0.653 W/kg

Maximum value of SAR (measured) = 1.26 W/kg



Test Plot 70#: LTE Band 5_Body Back_High_1RB

DUT: APOS A8; Type: APOS A8; Serial: 17122505921

Communication System: Generic FDD-LTE; Frequency: 844 MHz; Duty Cycle: 1:1
 Medium parameters used: $f = 844 \text{ MHz}$; $\sigma = 0.961 \text{ S/m}$; $\epsilon_r = 56.948$; $\rho = 1000 \text{ kg/m}^3$;
 Phantom section: Right Section

DASY5 Configuration:

- Probe: ES3DV2 - SN3019; ConvF(6.42, 6.42, 6.42); Calibrated: 2017/10/30;
- Sensor-Surface: 4mm (Mechanical Surface Detection)
- Electronics: DAE4 Sn772; Calibrated: 2017/10/9
- Phantom: Triple Flat Phantom 5.1C; Type: QD 000 P51 CA; Serial: 1130
- Measurement SW: DASY52, Version 52.8 (8);

Area Scan (91x71x1): Interpolated grid: $dx=1.500 \text{ mm}$, $dy=1.500 \text{ mm}$

Maximum value of SAR (interpolated) = 1.42 W/kg

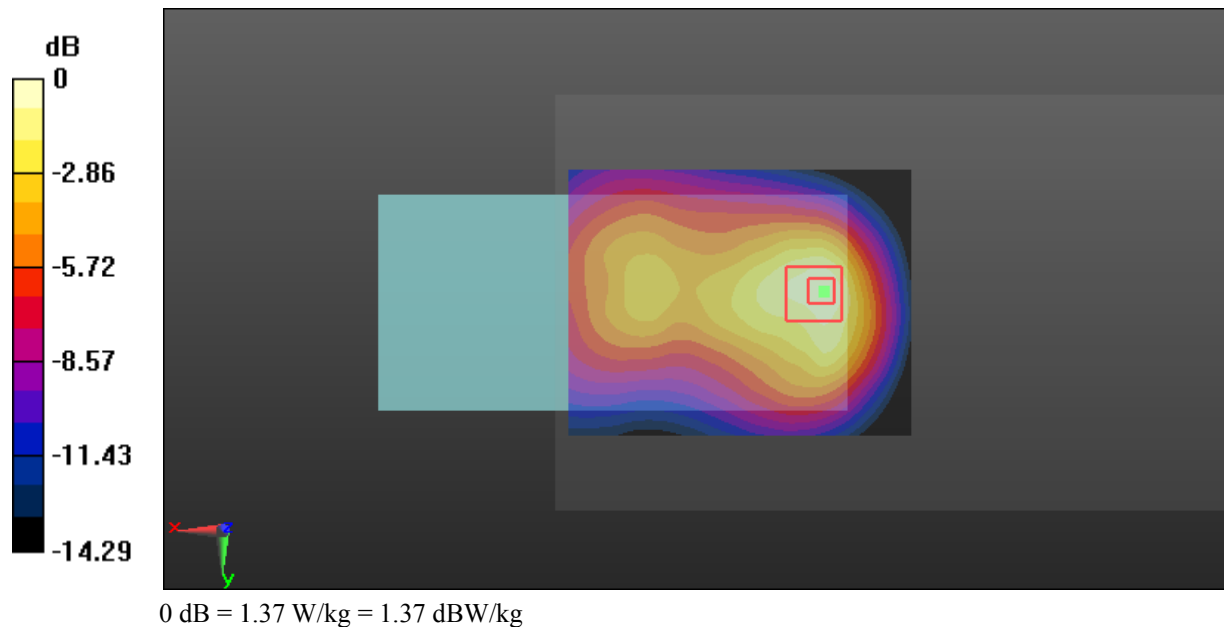
Zoom Scan (5x5x7)/Cube 0: Measurement grid: $dx=8\text{mm}$, $dy=8\text{mm}$, $dz=5\text{mm}$

Reference Value = 7.865 V/m; Power Drift = -0.17 dB

Peak SAR (extrapolated) = 2.36 W/kg

SAR(1 g) = 1.24 W/kg; SAR(10 g) = 0.714 W/kg

Maximum value of SAR (measured) = 1.37 W/kg



Test Plot 71#: LTE Band 5_Body Back_Middle_50%RB

DUT: APOS A8; Type: APOS A8; Serial: 17122505921

Communication System: Generic FDD-LTE; Frequency: 836.5 MHz; Duty Cycle: 1:1
 Medium parameters used: $f = 836.5 \text{ MHz}$; $\sigma = 0.955 \text{ S/m}$; $\epsilon_r = 57.279$; $\rho = 1000 \text{ kg/m}^3$;
 Phantom section: Right Section

DASY5 Configuration:

- Probe: ES3DV2 - SN3019; ConvF(6.42, 6.42, 6.42); Calibrated: 2017/10/30;
- Sensor-Surface: 4mm (Mechanical Surface Detection)
- Electronics: DAE4 Sn772; Calibrated: 2017/10/9
- Phantom: Triple Flat Phantom 5.1C; Type: QD 000 P51 CA; Serial: 1130
- Measurement SW: DASY52, Version 52.8 (8);

Area Scan (91x71x1): Interpolated grid: $dx=1.500 \text{ mm}$, $dy=1.500 \text{ mm}$

Maximum value of SAR (interpolated) = 0.685 W/kg

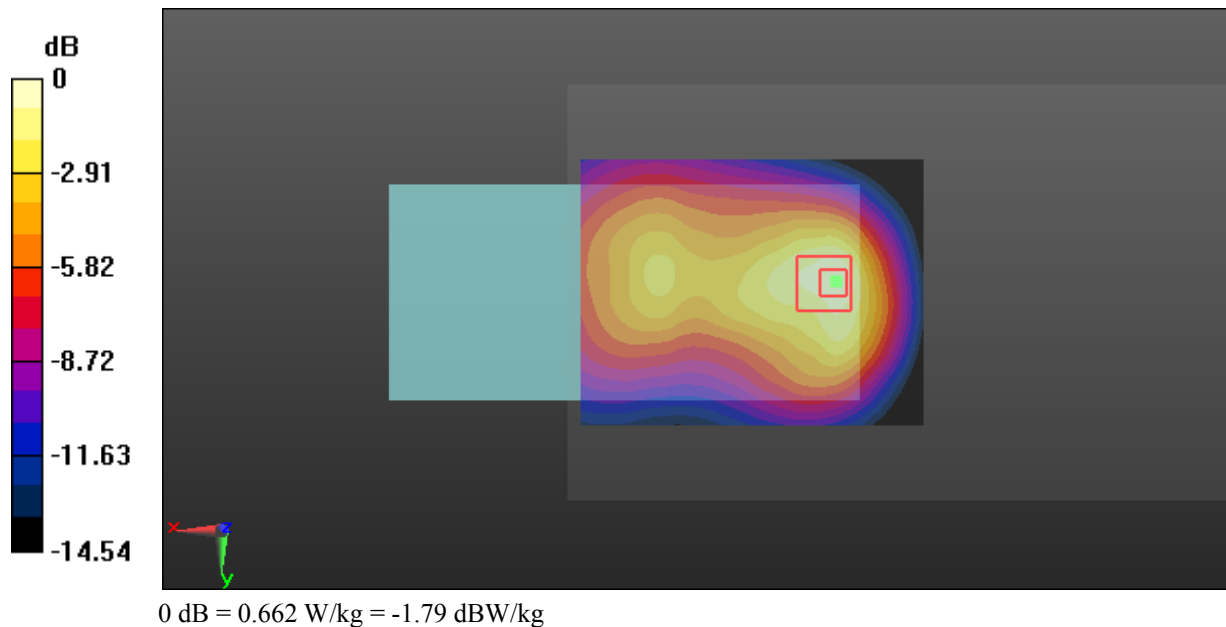
Zoom Scan (5x5x7)/Cube 0: Measurement grid: $dx=8\text{mm}$, $dy=8\text{mm}$, $dz=5\text{mm}$

Reference Value = 4.661 V/m; Power Drift = -0.14 dB

Peak SAR (extrapolated) = 1.18 W/kg

SAR(1 g) = 0.604 W/kg; SAR(10 g) = 0.346 W/kg

Maximum value of SAR (measured) = 0.662 W/kg



Test Plot 72#: LTE Band 5_Body Bottom_Low_1RB

DUT: APOS A8; Type: APOS A8; Serial: 17122505921

Communication System: Generic FDD-LTE; Frequency: 829 MHz; Duty Cycle: 1:1
 Medium parameters used: $f = 829 \text{ MHz}$; $\sigma = 0.953 \text{ S/m}$; $\epsilon_r = 57.294$; $\rho = 1000 \text{ kg/m}^3$;
 Phantom section: Right Section

DASY5 Configuration:

- Probe: ES3DV2 - SN3019; ConvF(6.42, 6.42, 6.42); Calibrated: 2017/10/30;
- Sensor-Surface: 4mm (Mechanical Surface Detection)
- Electronics: DAE4 Sn772; Calibrated: 2017/10/9
- Phantom: Triple Flat Phantom 5.1C; Type: QD 000 P51 CA; Serial: 1130
- Measurement SW: DASY52, Version 52.8 (8);

Area Scan (71x71x1): Interpolated grid: $dx=1.500 \text{ mm}$, $dy=1.500 \text{ mm}$

Maximum value of SAR (interpolated) = 1.18 W/kg

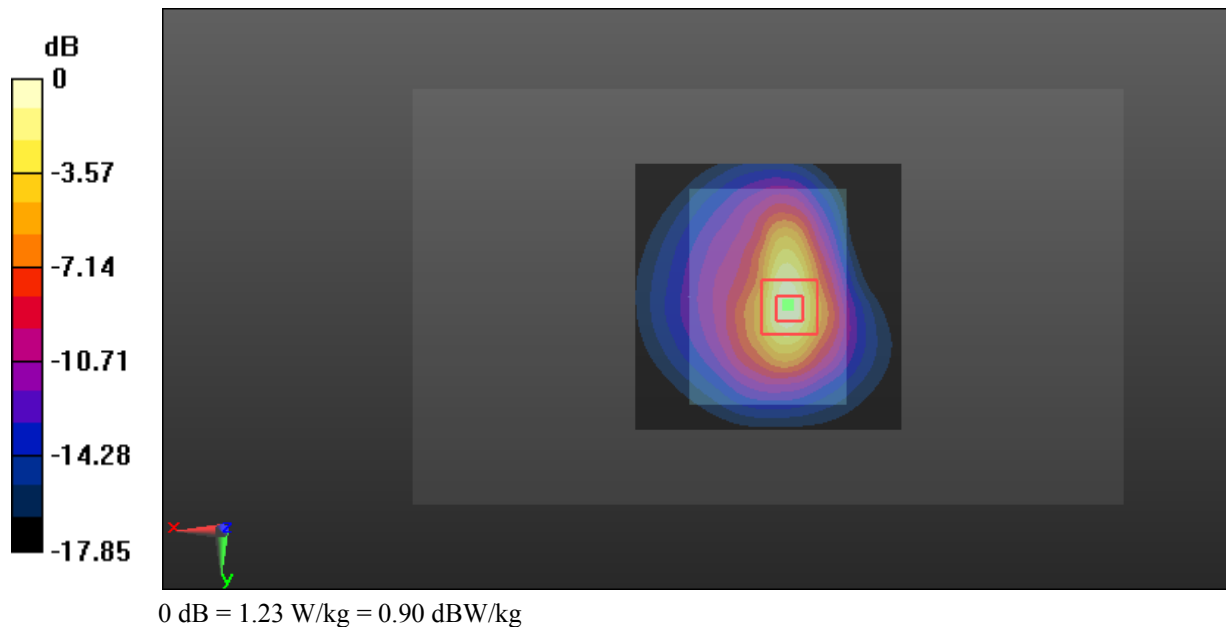
Zoom Scan (5x5x4)/Cube 0: Measurement grid: $dx=8\text{mm}$, $dy=8\text{mm}$, $dz=5\text{mm}$

Reference Value = 18.05 V/m; Power Drift = -0.14 dB

Peak SAR (extrapolated) = 3.96 W/kg

SAR(1 g) = 1.13 W/kg; SAR(10 g) = 0.458 W/kg

Maximum value of SAR (measured) = 1.23 W/kg



Test Plot 73#: LTE Band 5_Body Bottom_Middle_1RB

DUT: APOS A8; Type: APOS A8; Serial: 17122505921

Communication System: Generic FDD-LTE; Frequency: 836.5 MHz; Duty Cycle: 1:1
 Medium parameters used: $f = 836.5 \text{ MHz}$; $\sigma = 0.955 \text{ S/m}$; $\epsilon_r = 57.279$; $\rho = 1000 \text{ kg/m}^3$;
 Phantom section: Right Section

DASY5 Configuration:

- Probe: ES3DV2 - SN3019; ConvF(6.42, 6.42, 6.42); Calibrated: 2017/10/30;
- Sensor-Surface: 4mm (Mechanical Surface Detection)
- Electronics: DAE4 Sn772; Calibrated: 2017/10/9
- Phantom: Triple Flat Phantom 5.1C; Type: QD 000 P51 CA; Serial: 1130
- Measurement SW: DASY52, Version 52.8 (8);

Area Scan (71x71x1): Interpolated grid: $dx=1.500 \text{ mm}$, $dy=1.500 \text{ mm}$

Maximum value of SAR (interpolated) = 1.21 W/kg

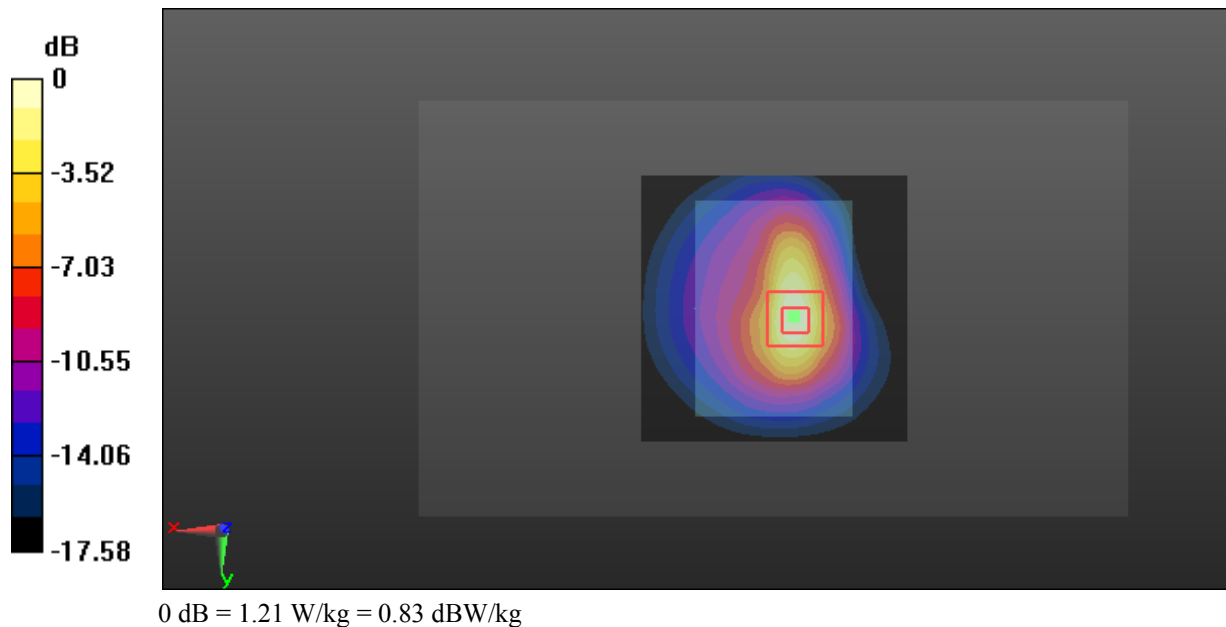
Zoom Scan (5x5x4)/Cube 0: Measurement grid: $dx=8\text{mm}$, $dy=8\text{mm}$, $dz=5\text{mm}$

Reference Value = 16.71 V/m; Power Drift = 0.13 dB

Peak SAR (extrapolated) = 3.68 W/kg

SAR(1 g) = 1.11 W/kg; SAR(10 g) = 0.461 W/kg

Maximum value of SAR (measured) = 1.21 W/kg



Test Plot 74#: LTE Band 5_Body Bottom_High_1RB**DUT: APOS A8; Type: APOS A8; Serial: 17122505921**

Communication System: Generic FDD-LTE; Frequency: 844 MHz; Duty Cycle: 1:1
Medium parameters used: $f = 844$ MHz; $\sigma = 0.961$ S/m; $\epsilon_r = 56.948$; $\rho = 1000$ kg/m³ ;
Phantom section: Right Section

DASY5 Configuration:

- Probe: ES3DV2 - SN3019; ConvF(6.42, 6.42, 6.42); Calibrated: 2017/10/30;
- Sensor-Surface: 4mm (Mechanical Surface Detection)
- Electronics: DAE4 Sn772; Calibrated: 2017/10/9
- Phantom: Triple Flat Phantom 5.1C; Type: QD 000 P51 CA; Serial: 1130
- Measurement SW: DASY52, Version 52.8 (8);

Area Scan (71x71x1): Interpolated grid: dx=1.500 mm, dy=1.500 mm

Maximum value of SAR (interpolated) = 1.32 W/kg

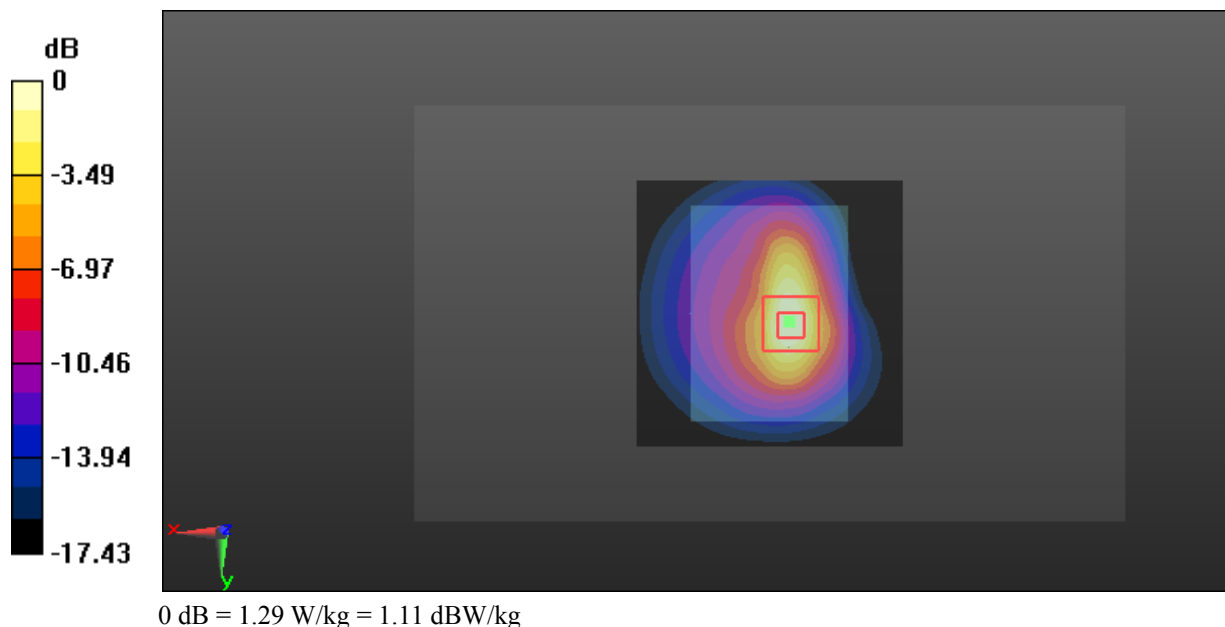
Zoom Scan (5x5x4)/Cube 0: Measurement grid: dx=8mm, dy=8mm, dz=5mm

Reference Value = 17.87 V/m; Power Drift = 0.14 dB

Peak SAR (extrapolated) = 3.88 W/kg

SAR(1 g) = 1.19 W/kg; SAR(10 g) = 0.498 W/kg

Maximum value of SAR (measured) = 1.29 W/kg



Test Plot 75#: LTE Band 5_Body Bottom_Middle_50%RB

DUT: APOS A8; Type: APOS A8; Serial: 17122505921

Communication System: Generic FDD-LTE; Frequency: 836.5 MHz; Duty Cycle: 1:1
 Medium parameters used: $f = 836.5 \text{ MHz}$; $\sigma = 0.955 \text{ S/m}$; $\epsilon_r = 57.279$; $\rho = 1000 \text{ kg/m}^3$;
 Phantom section: Right Section

DASY5 Configuration:

- Probe: ES3DV2 - SN3019; ConvF(6.42, 6.42, 6.42); Calibrated: 2017/10/30;
- Sensor-Surface: 4mm (Mechanical Surface Detection)
- Electronics: DAE4 Sn772; Calibrated: 2017/10/9
- Phantom: Triple Flat Phantom 5.1C; Type: QD 000 P51 CA; Serial: 1130
- Measurement SW: DASY52, Version 52.8 (8);

Area Scan (71x71x1): Interpolated grid: $dx=1.500 \text{ mm}$, $dy=1.500 \text{ mm}$

Maximum value of SAR (interpolated) = 0.644 W/kg

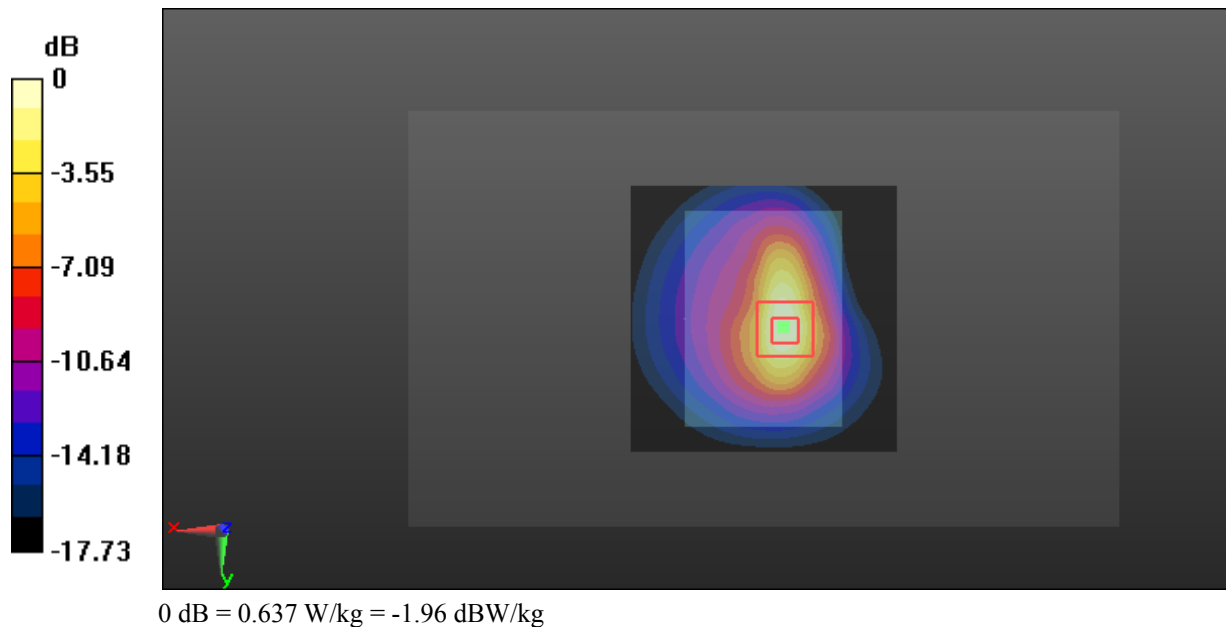
Zoom Scan (5x5x4)/Cube 0: Measurement grid: $dx=8\text{mm}$, $dy=8\text{mm}$, $dz=5\text{mm}$

Reference Value = 10.10 V/m; Power Drift = 0.12 dB

Peak SAR (extrapolated) = 2.07 W/kg

SAR(1 g) = 0.592 W/kg; SAR(10 g) = 0.242 W/kg

Maximum value of SAR (measured) = 0.637 W/kg



Test Plot 76#: LTE Band 5_Handheld Left_Middle_1RB

DUT: APOS A8; Type: APOS A8; Serial: 17122505921

Communication System: Generic FDD-LTE; Frequency: 836.5 MHz; Duty Cycle: 1:1
 Medium parameters used: $f = 836.5 \text{ MHz}$; $\sigma = 0.955 \text{ S/m}$; $\epsilon_r = 57.279$; $\rho = 1000 \text{ kg/m}^3$;
 Phantom section: Right Section

DASY5 Configuration:

- Probe: ES3DV2 - SN3019; ConvF(6.42, 6.42, 6.42); Calibrated: 2017/10/30;
- Sensor-Surface: 4mm (Mechanical Surface Detection)
- Electronics: DAE4 Sn772; Calibrated: 2017/10/9
- Phantom: Triple Flat Phantom 5.1C; Type: QD 000 P51 CA; Serial: 1130
- Measurement SW: DASY52, Version 52.8 (8);

Area Scan (71x71x1): Interpolated grid: $dx=1.500 \text{ mm}$, $dy=1.500 \text{ mm}$

Maximum value of SAR (interpolated) = 0.736 W/kg


Zoom Scan (6x6x4)/Cube 0: Measurement grid: $dx=8\text{mm}$, $dy=8\text{mm}$, $dz=5\text{mm}$

Reference Value = 17.51 V/m; Power Drift = -0.17 dB

Peak SAR (extrapolated) = 1.14 W/kg

SAR(1 g) = 0.682 W/kg; SAR(10 g) = 0.439 W/kg

Maximum value of SAR (measured) = 0.731 W/kg



Test Plot 77#: LTE Band 5_Handheld Left_Middle_50%RB

DUT: APOS A8; Type: APOS A8; Serial: 17122505921

Communication System: Generic FDD-LTE; Frequency: 836.5 MHz; Duty Cycle: 1:1
 Medium parameters used: $f = 836.5 \text{ MHz}$; $\sigma = 0.955 \text{ S/m}$; $\epsilon_r = 57.279$; $\rho = 1000 \text{ kg/m}^3$;
 Phantom section: Right Section

DASY5 Configuration:

- Probe: ES3DV2 - SN3019; ConvF(6.42, 6.42, 6.42); Calibrated: 2017/10/30;
- Sensor-Surface: 4mm (Mechanical Surface Detection)
- Electronics: DAE4 Sn772; Calibrated: 2017/10/9
- Phantom: Triple Flat Phantom 5.1C; Type: QD 000 P51 CA; Serial: 1130
- Measurement SW: DASY52, Version 52.8 (8);

Area Scan (71x71x1): Interpolated grid: $dx=1.500 \text{ mm}$, $dy=1.500 \text{ mm}$

Maximum value of SAR (interpolated) = 0.595 W/kg

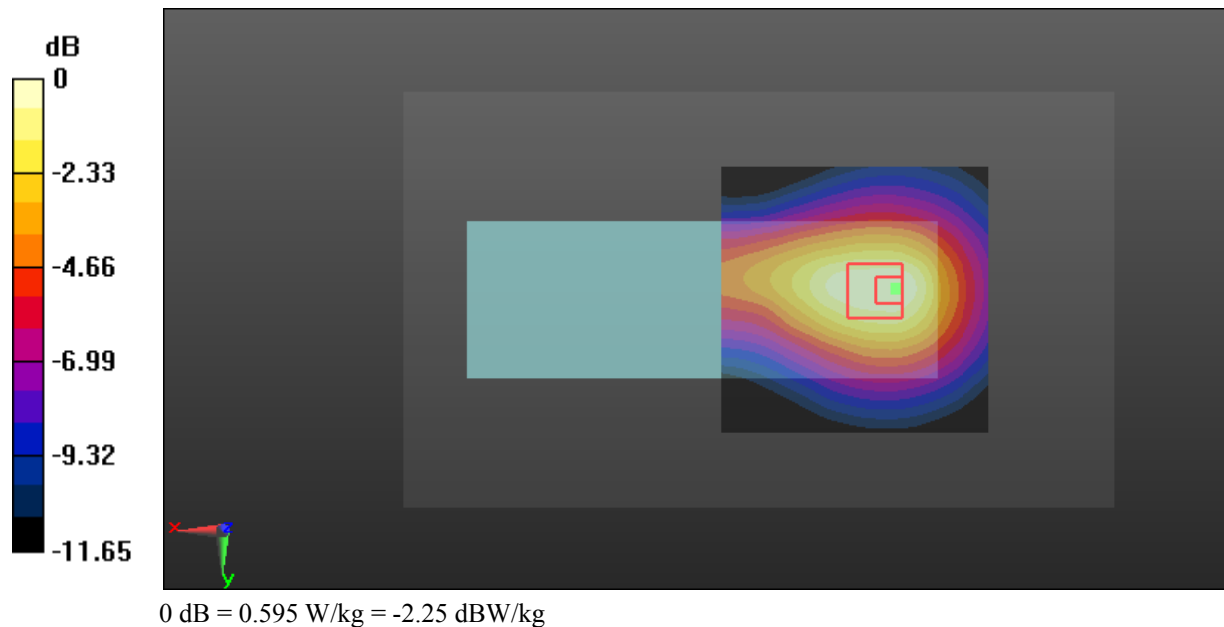
Zoom Scan (6x5x4)/Cube 0: Measurement grid: $dx=8\text{mm}$, $dy=8\text{mm}$, $dz=5\text{mm}$

Reference Value = 15.54 V/m; Power Drift = -0.01 dB

Peak SAR (extrapolated) = 0.936 W/kg

SAR(1 g) = 0.555 W/kg; SAR(10 g) = 0.355 W/kg

Maximum value of SAR (measured) = 0.595 W/kg



Test Plot 78#: LTE Band 5_Handheld Right_Middle_1RB

DUT: APOS A8; Type: APOS A8; Serial: 17122505921

Communication System: Generic FDD-LTE; Frequency: 836.5 MHz; Duty Cycle: 1:1
 Medium parameters used: $f = 836.5 \text{ MHz}$; $\sigma = 0.955 \text{ S/m}$; $\epsilon_r = 57.279$; $\rho = 1000 \text{ kg/m}^3$;
 Phantom section: Right Section

DASY5 Configuration:

- Probe: ES3DV2 - SN3019; ConvF(6.42, 6.42, 6.42); Calibrated: 2017/10/30;
- Sensor-Surface: 4mm (Mechanical Surface Detection)
- Electronics: DAE4 Sn772; Calibrated: 2017/10/9
- Phantom: Triple Flat Phantom 5.1C; Type: QD 000 P51 CA; Serial: 1130
- Measurement SW: DASY52, Version 52.8 (8);

Area Scan (71x71x1): Interpolated grid: $dx=1.500 \text{ mm}$, $dy=1.500 \text{ mm}$

Maximum value of SAR (interpolated) = 0.231 W/kg


Zoom Scan (5x5x4)/Cube 0: Measurement grid: $dx=8\text{mm}$, $dy=8\text{mm}$, $dz=5\text{mm}$

Reference Value = 12.97 V/m; Power Drift = -0.02 dB

Peak SAR (extrapolated) = 0.327 W/kg

SAR(1 g) = 0.213 W/kg; SAR(10 g) = 0.138 W/kg

Maximum value of SAR (measured) = 0.231 W/kg



Test Plot 79#: LTE Band 5_Handheld Right_Middle_50%RB

DUT: APOS A8; Type: APOS A8; Serial: 17122505921

Communication System: Generic FDD-LTE; Frequency: 836.5 MHz; Duty Cycle: 1:1
 Medium parameters used: $f = 836.5 \text{ MHz}$; $\sigma = 0.955 \text{ S/m}$; $\epsilon_r = 57.279$; $\rho = 1000 \text{ kg/m}^3$;
 Phantom section: Right Section

DASY5 Configuration:

- Probe: ES3DV2 - SN3019; ConvF(6.42, 6.42, 6.42); Calibrated: 2017/10/30;
- Sensor-Surface: 4mm (Mechanical Surface Detection)
- Electronics: DAE4 Sn772; Calibrated: 2017/10/9
- Phantom: Triple Flat Phantom 5.1C; Type: QD 000 P51 CA; Serial: 1130
- Measurement SW: DASY52, Version 52.8 (8);

Area Scan (71x71x1): Interpolated grid: $dx=1.500 \text{ mm}$, $dy=1.500 \text{ mm}$

Maximum value of SAR (interpolated) = 0.187 W/kg


Zoom Scan (5x5x4)/Cube 0: Measurement grid: $dx=8\text{mm}$, $dy=8\text{mm}$, $dz=5\text{mm}$

Reference Value = 11.65 V/m; Power Drift = -0.05 dB

Peak SAR (extrapolated) = 0.272 W/kg

SAR(1 g) = 0.176 W/kg; SAR(10 g) = 0.114 W/kg

Maximum value of SAR (measured) = 0.189 W/kg



Test Plot 80#: LTE Band 7_Body Back_Low_1RB

DUT: APOS A8; Type: APOS A8; Serial: 17122505921


Communication System: Generic FDD-LTE; Frequency: 2510 MHz; Duty Cycle: 1:1
 Medium parameters used: $f = 2510$ MHz; $\sigma = 1.971$ S/m; $\epsilon_r = 54.21$; $\rho = 1000$ kg/m³ ;
 Phantom section: Center Section

DASY5 Configuration:

- Probe: ES3DV2 - SN3019; ConvF(4.05, 4.05, 4.05); Calibrated: 2017/10/30;
- Sensor-Surface: 4mm (Mechanical Surface Detection)
- Electronics: DAE4 Sn772; Calibrated: 2017/10/9
- Phantom: Triple Flat Phantom 5.1C; Type: QD 000 P51 CA; Serial: 1130
- Measurement SW: DASY52, Version 52.8 (8);

Area Scan (121x91x1): Interpolated grid: dx=1.200 mm, dy=1.200 mm
 Maximum value of SAR (interpolated) = 0.942 W/kg

Zoom Scan (5x5x7)/Cube 0: Measurement grid: dx=8mm, dy=8mm, dz=5mm
 Reference Value = 3.172 V/m; Power Drift = -0.20 dB
 Peak SAR (extrapolated) = 2.26 W/kg
SAR(1 g) = 0.838 W/kg; SAR(10 g) = 0.337 W/kg
 Maximum value of SAR (measured) = 0.938 W/kg



Test Plot 81#: LTE Band 7_Body Back_Middle_1RB

DUT: APOS A8; Type: APOS A8; Serial: 17122505921


Communication System: Generic FDD-LTE; Frequency: 2535 MHz; Duty Cycle: 1:1
 Medium parameters used: $f = 2535 \text{ MHz}$; $\sigma = 2.111 \text{ S/m}$; $\epsilon_r = 53.01$; $\rho = 1000 \text{ kg/m}^3$;
 Phantom section: Center Section

DASY5 Configuration:

- Probe: ES3DV2 - SN3019; ConvF(4.05, 4.05, 4.05); Calibrated: 2017/10/30;
- Sensor-Surface: 4mm (Mechanical Surface Detection)
- Electronics: DAE4 Sn772; Calibrated: 2017/10/9
- Phantom: Triple Flat Phantom 5.1C; Type: QD 000 P51 CA; Serial: 1130
- Measurement SW: DASY52, Version 52.8 (8);

Area Scan (121x91x1): Interpolated grid: $dx=1.200 \text{ mm}$, $dy=1.200 \text{ mm}$
 Maximum value of SAR (interpolated) = 0.964 W/kg

Zoom Scan (5x5x7)/Cube 0: Measurement grid: $dx=8\text{mm}$, $dy=8\text{mm}$, $dz=5\text{mm}$
 Reference Value = 3.022 V/m ; Power Drift = -0.18 dB
 Peak SAR (extrapolated) = 2.20 W/kg
SAR(1 g) = 0.831 W/kg ; SAR(10 g) = 0.342 W/kg
 Maximum value of SAR (measured) = 0.909 W/kg



Test Plot 82#: LTE Band 7_Body Back_High_1RB

DUT: APOS A8; Type: APOS A8; Serial: 17122505921

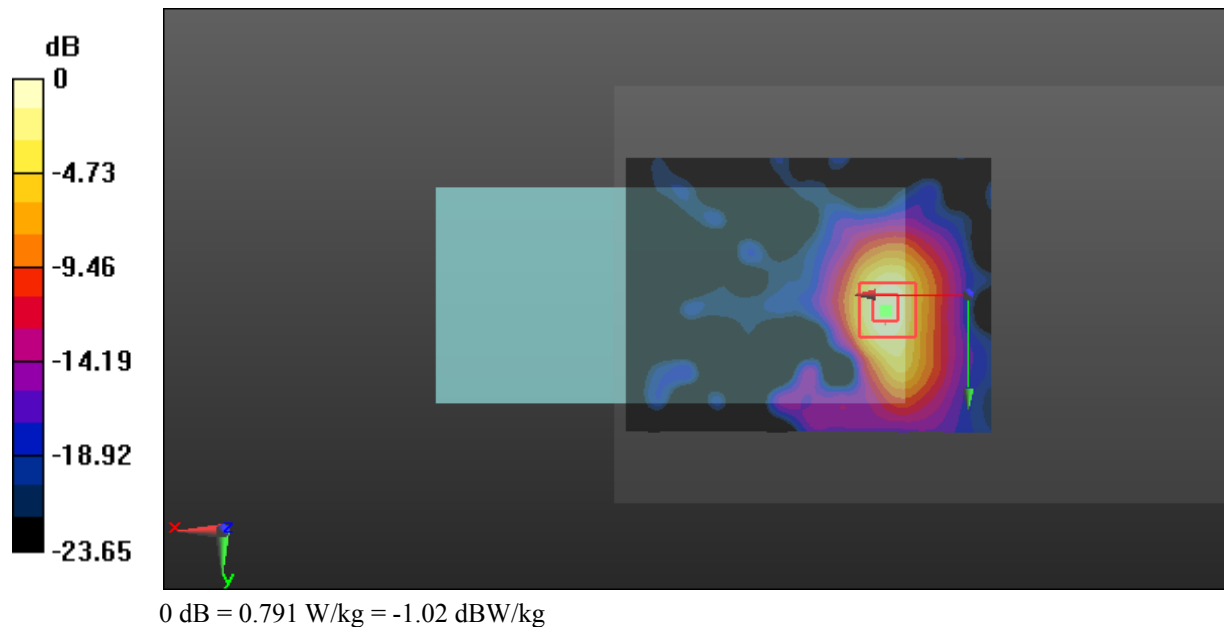
Communication System: Generic FDD-LTE; Frequency: 2560 MHz; Duty Cycle: 1:1
 Medium parameters used: $f = 2560$ MHz; $\sigma = 2.12$ S/m; $\epsilon_r = 52.644$; $\rho = 1000$ kg/m³ ;
 Phantom section: Center Section

DASY5 Configuration:

- Probe: ES3DV2 - SN3019; ConvF(3.82, 3.82, 3.82); Calibrated: 2017/10/30;
- Sensor-Surface: 4mm (Mechanical Surface Detection)
- Electronics: DAE4 Sn772; Calibrated: 2017/10/9
- Phantom: Triple Flat Phantom 5.1C; Type: QD 000 P51 CA; Serial: 1130
- Measurement SW: DASY52, Version 52.8 (8);

Area Scan (121x91x1): Interpolated grid: dx=1.200 mm, dy=1.200 mm
 Maximum value of SAR (interpolated) = 0.820 W/kg

Zoom Scan (5x5x7)/Cube 0: Measurement grid: dx=8mm, dy=8mm, dz=5mm
 Reference Value = 2.872 V/m; Power Drift = -0.19 dB
 Peak SAR (extrapolated) = 1.88 W/kg
SAR(1 g) = 0.705 W/kg; SAR(10 g) = 0.287 W/kg
 Maximum value of SAR (measured) = 0.791 W/kg



Test Plot 83#: LTE Band 7_Body Back_Middle_50%RB

DUT: APOS A8; Type: APOS A8; Serial: 17122505921

Communication System: Generic FDD-LTE; Frequency: 2535 MHz; Duty Cycle: 1:1
 Medium parameters used: $f = 2535 \text{ MHz}$; $\sigma = 2.111 \text{ S/m}$; $\epsilon_r = 53.01$; $\rho = 1000 \text{ kg/m}^3$;
 Phantom section: Center Section

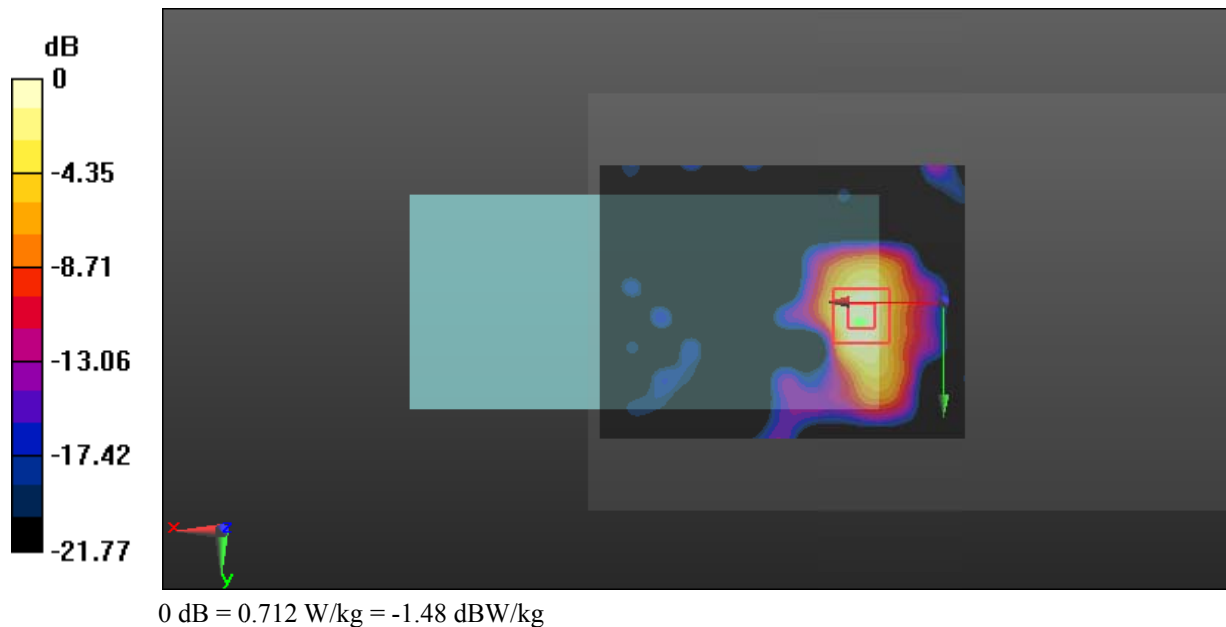
DASY5 Configuration:

- Probe: ES3DV2 - SN3019; ConvF(4.05, 4.05, 4.05); Calibrated: 2017/10/30;
- Sensor-Surface: 4mm (Mechanical Surface Detection)
- Electronics: DAE4 Sn772; Calibrated: 2017/10/9
- Phantom: Triple Flat Phantom 5.1C; Type: QD 000 P51 CA; Serial: 1130
- Measurement SW: DASY52, Version 52.8 (8);

Area Scan (121x91x1): Interpolated grid: $dx=1.200 \text{ mm}$, $dy=1.200 \text{ mm}$
 Maximum value of SAR (interpolated) = 0.811 W/kg

Zoom Scan (5x5x7)/Cube 0: Measurement grid: $dx=8\text{mm}$, $dy=8\text{mm}$, $dz=5\text{mm}$
 Reference Value = 2.781 V/m ; Power Drift = -0.11 dB
 Peak SAR (extrapolated) = 1.71 W/kg

SAR(1 g) = 0.652 W/kg ; SAR(10 g) = 0.266 W/kg
 Maximum value of SAR (measured) = 0.712 W/kg



Test Plot 84#: LTE Band 7_Body Bottom_Low_1RB

DUT: APOS A8; Type: APOS A8; Serial: 17122505921

Communication System: Generic FDD-LTE; Frequency: 2510 MHz; Duty Cycle: 1:1
 Medium parameters used: $f = 2510$ MHz; $\sigma = 1.971$ S/m; $\epsilon_r = 54.21$; $\rho = 1000$ kg/m³ ;
 Phantom section: Center Section

DASY5 Configuration:

- Probe: ES3DV2 - SN3019; ConvF(4.05, 4.05, 4.05); Calibrated: 2017/10/30;
- Sensor-Surface: 4mm (Mechanical Surface Detection)
- Electronics: DAE4 Sn772; Calibrated: 2017/10/9
- Phantom: Triple Flat Phantom 5.1C; Type: QD 000 P51 CA; Serial: 1130
- Measurement SW: DASY52, Version 52.8 (8);

Area Scan (91x91x1): Interpolated grid: dx=1.200 mm, dy=1.200 mm

Maximum value of SAR (interpolated) = 0.934 W/kg

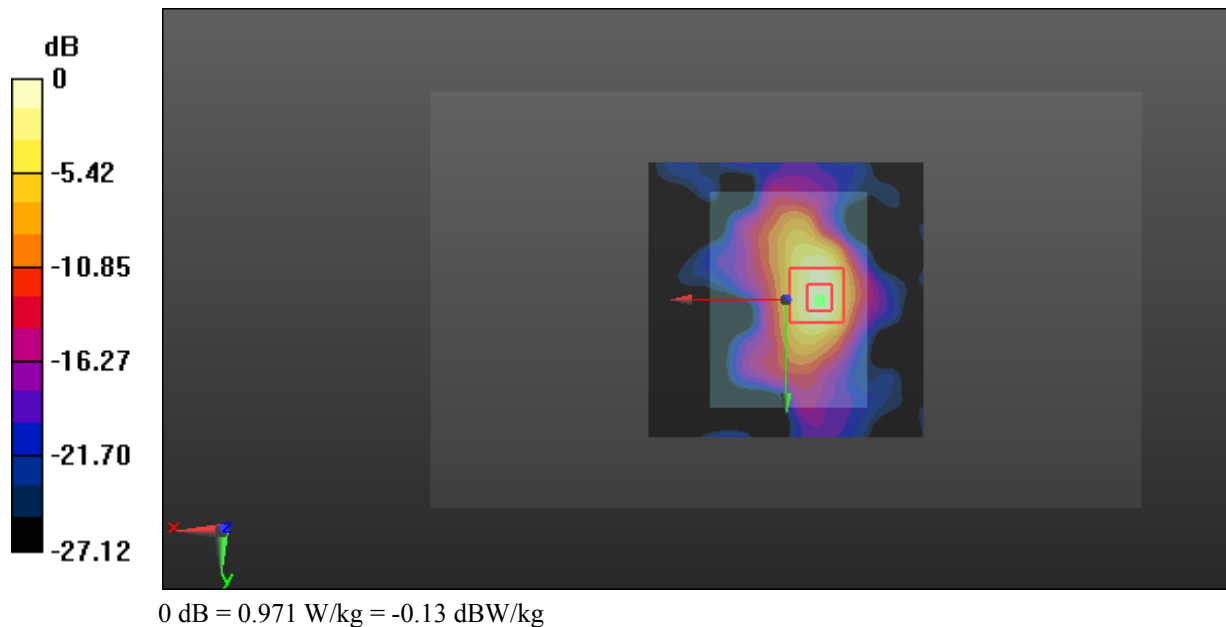
Zoom Scan (5x5x7)/Cube 0: Measurement grid: dx=8mm, dy=8mm, dz=5mm

Reference Value = 5.343 V/m; Power Drift = 0.20 dB

Peak SAR (extrapolated) = 2.45 W/kg

SAR(1 g) = 0.813 W/kg; SAR(10 g) = 0.291 W/kg

Maximum value of SAR (measured) = 0.971 W/kg



Test Plot 85#: LTE Band 7_Body Bottom_Middle_1RB

DUT: APOS A8; Type: APOS A8; Serial: 17122505921

Communication System: Generic FDD-LTE; Frequency: 2535 MHz; Duty Cycle: 1:1
 Medium parameters used: $f = 2535 \text{ MHz}$; $\sigma = 2.111 \text{ S/m}$; $\epsilon_r = 53.01$; $\rho = 1000 \text{ kg/m}^3$;
 Phantom section: Center Section

DASY5 Configuration:

- Probe: ES3DV2 - SN3019; ConvF(4.05, 4.05, 4.05); Calibrated: 2017/10/30;
- Sensor-Surface: 4mm (Mechanical Surface Detection)
- Electronics: DAE4 Sn772; Calibrated: 2017/10/9
- Phantom: Triple Flat Phantom 5.1C; Type: QD 000 P51 CA; Serial: 1130
- Measurement SW: DASY52, Version 52.8 (8);

Area Scan (91x91x1): Interpolated grid: $dx=1.200 \text{ mm}$, $dy=1.200 \text{ mm}$

Maximum value of SAR (interpolated) = 0.768 W/kg

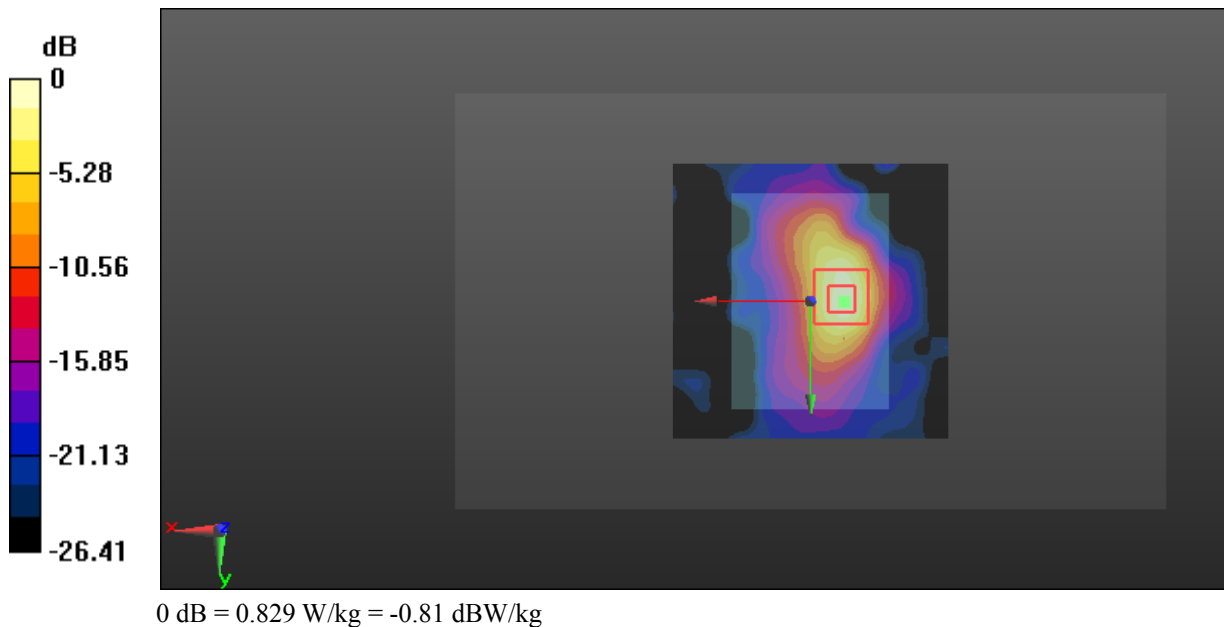
Zoom Scan (5x5x7)/Cube 0: Measurement grid: $dx=8\text{mm}$, $dy=8\text{mm}$, $dz=5\text{mm}$

Reference Value = 4.318 V/m; Power Drift = 0.20 dB

Peak SAR (extrapolated) = 2.13 W/kg

SAR(1 g) = 0.702 W/kg; SAR(10 g) = 0.251 W/kg

Maximum value of SAR (measured) = 0.829 W/kg



Test Plot 86#: LTE Band 7_Body Bottom_High_1RB

DUT: APOS A8; Type: APOS A8; Serial: 17122505921

Communication System: Generic FDD-LTE; Frequency: 2560 MHz; Duty Cycle: 1:1
 Medium parameters used: $f = 2560$ MHz; $\sigma = 2.12$ S/m; $\epsilon_r = 52.644$; $\rho = 1000$ kg/m³ ;
 Phantom section: Center Section

DASY5 Configuration:

- Probe: ES3DV2 - SN3019; ConvF(3.82, 3.82, 3.82); Calibrated: 2017/10/30;
- Sensor-Surface: 4mm (Mechanical Surface Detection)
- Electronics: DAE4 Sn772; Calibrated: 2017/10/9
- Phantom: Triple Flat Phantom 5.1C; Type: QD 000 P51 CA; Serial: 1130
- Measurement SW: DASY52, Version 52.8 (8);

Area Scan (91x91x1): Interpolated grid: dx=1.200 mm, dy=1.200 mm

Maximum value of SAR (interpolated) = 0.771 W/kg

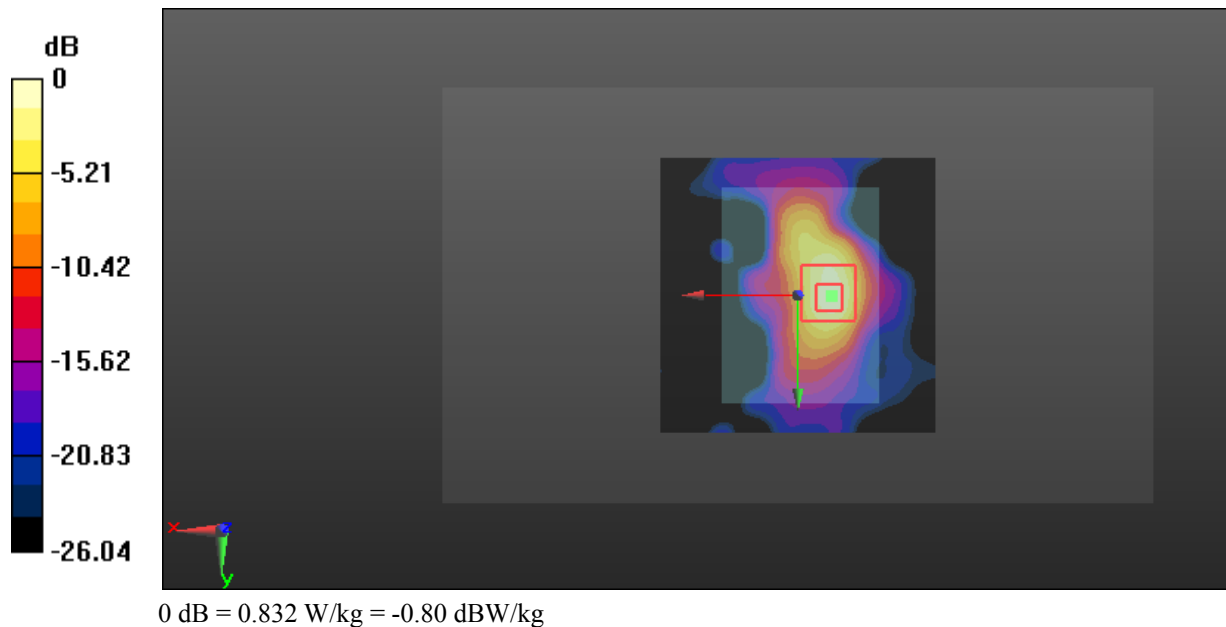
Zoom Scan (5x5x7)/Cube 0: Measurement grid: dx=8mm, dy=8mm, dz=5mm

Reference Value = 4.836 V/m; Power Drift = 0.13 dB

Peak SAR (extrapolated) = 2.07 W/kg

SAR(1 g) = 0.686 W/kg; SAR(10 g) = 0.244 W/kg

Maximum value of SAR (measured) = 0.832 W/kg



Test Plot 87#: LTE Band 7_Body Bottom_Middle_50%RB

DUT: APOS A8; Type: APOS A8; Serial: 17122505921

Communication System: Generic FDD-LTE; Frequency: 2535 MHz; Duty Cycle: 1:1
 Medium parameters used: $f = 2535 \text{ MHz}$; $\sigma = 2.111 \text{ S/m}$; $\epsilon_r = 53.01$; $\rho = 1000 \text{ kg/m}^3$;
 Phantom section: Center Section

DASY5 Configuration:

- Probe: ES3DV2 - SN3019; ConvF(4.05, 4.05, 4.05); Calibrated: 2017/10/30;
- Sensor-Surface: 4mm (Mechanical Surface Detection)
- Electronics: DAE4 Sn772; Calibrated: 2017/10/9
- Phantom: Triple Flat Phantom 5.1C; Type: QD 000 P51 CA; Serial: 1130
- Measurement SW: DASY52, Version 52.8 (8);

Area Scan (91x91x1): Interpolated grid: $dx=1.200 \text{ mm}$, $dy=1.200 \text{ mm}$

Maximum value of SAR (interpolated) = 0.617 W/kg


Zoom Scan (5x5x7)/Cube 0: Measurement grid: $dx=8\text{mm}$, $dy=8\text{mm}$, $dz=5\text{mm}$

Reference Value = 3.856 V/m ; Power Drift = 0.16 dB

Peak SAR (extrapolated) = 1.65 W/kg

SAR(1 g) = 0.547 W/kg ; SAR(10 g) = 0.196 W/kg

Maximum value of SAR (measured) = 0.644 W/kg



Test Plot 88#: LTE Band 7_Handheld Left_Middle_1RB

DUT: APOS A8; Type: APOS A8; Serial: 17122505921

Communication System: Generic FDD-LTE; Frequency: 2535 MHz; Duty Cycle: 1:1
 Medium parameters used: $f = 2535 \text{ MHz}$; $\sigma = 2.111 \text{ S/m}$; $\epsilon_r = 53.01$; $\rho = 1000 \text{ kg/m}^3$;
 Phantom section: Center Section

DASY5 Configuration:

- Probe: ES3DV2 - SN3019; ConvF(4.05, 4.05, 4.05); Calibrated: 2017/10/30;
- Sensor-Surface: 4mm (Mechanical Surface Detection)
- Electronics: DAE4 Sn772; Calibrated: 2017/10/9
- Phantom: Triple Flat Phantom 5.1C; Type: QD 000 P51 CA; Serial: 1130
- Measurement SW: DASY52, Version 52.8 (8);

Area Scan (91x91x1): Interpolated grid: $dx=1.200 \text{ mm}$, $dy=1.200 \text{ mm}$

Maximum value of SAR (interpolated) = 0.0604 W/kg


Zoom Scan (6x6x7)/Cube 0: Measurement grid: $dx=8\text{mm}$, $dy=8\text{mm}$, $dz=5\text{mm}$

Reference Value = 1.600 V/m; Power Drift = 0.19 dB

Peak SAR (extrapolated) = 0.0990 W/kg

SAR(1 g) = 0.038 W/kg; SAR(10 g) = 0.015 W/kg

Maximum value of SAR (measured) = 0.0431 W/kg



Test Plot 89#: LTE Band 7_Handheld Left_Middle_50%RB

DUT: APOS A8; Type: APOS A8; Serial: 17122505921

Communication System: Generic FDD-LTE; Frequency: 2535 MHz;Duty Cycle: 1:1
 Medium parameters used: $f = 2535$ MHz; $\sigma = 2.111$ S/m; $\epsilon_r = 53.01$; $\rho = 1000$ kg/m³ ;
 Phantom section: Center Section

DASY5 Configuration:

- Probe: ES3DV2 - SN3019; ConvF(4.05, 4.05, 4.05); Calibrated: 2017/10/30;
- Sensor-Surface: 4mm (Mechanical Surface Detection)
- Electronics: DAE4 Sn772;Calibrated: 2017/10/9
- Phantom: Triple Flat Phantom 5.1C; Type: QD 000 P51 CA; Serial: 1130
- Measurement SW: DASY52, Version 52.8 (8);

Area Scan (91x91x1): Interpolated grid: dx=1.200 mm, dy=1.200 mm

Maximum value of SAR (interpolated) = 0.0439 W/kg

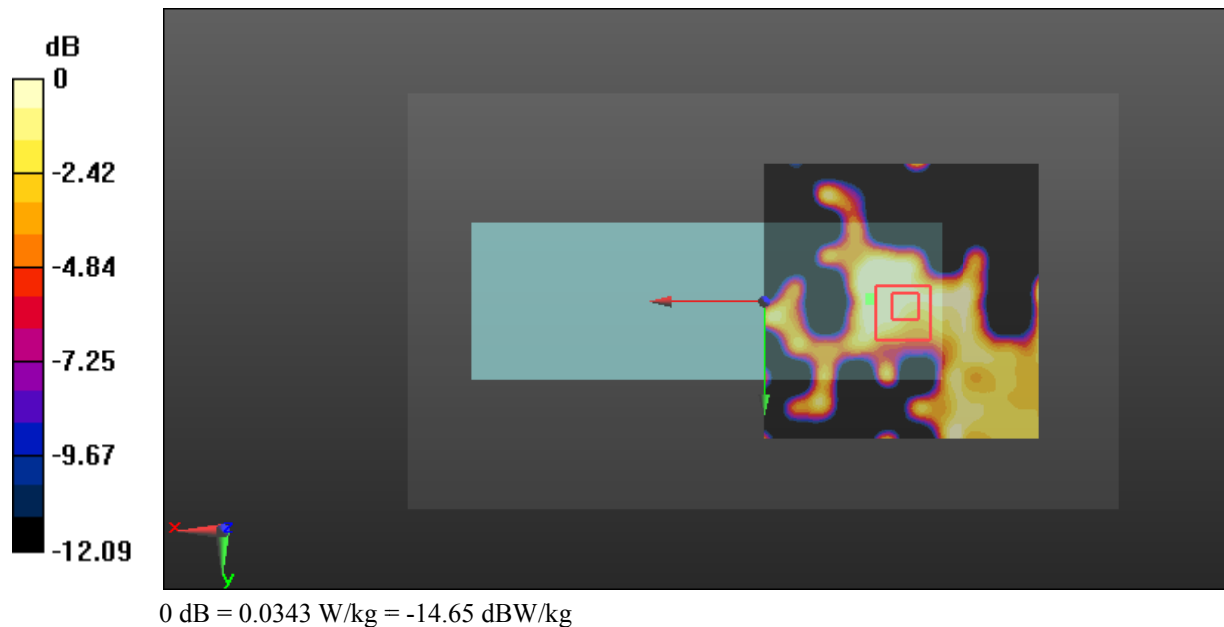
Zoom Scan (7x6x7)/Cube 0: Measurement grid: dx=8mm, dy=8mm, dz=5mm

Reference Value = 2.040 V/m; Power Drift = 0.20 dB

Peak SAR (extrapolated) = 0.138 W/kg

SAR(1 g) = 0.030 W/kg; SAR(10 g) = 0.012 W/kg

Maximum value of SAR (measured) = 0.0343 W/kg



Test Plot 90#: LTE Band 7_Handheld Right_Middle_1RB

DUT: APOS A8; Type: APOS A8; Serial: 17122505921

Communication System: Generic FDD-LTE; Frequency: 2535 MHz; Duty Cycle: 1:1
 Medium parameters used: $f = 2535 \text{ MHz}$; $\sigma = 2.111 \text{ S/m}$; $\epsilon_r = 53.01$; $\rho = 1000 \text{ kg/m}^3$;
 Phantom section: Center Section

DASY5 Configuration:

- Probe: ES3DV2 - SN3019; ConvF(4.05, 4.05, 4.05); Calibrated: 2017/10/30;
- Sensor-Surface: 4mm (Mechanical Surface Detection)
- Electronics: DAE4 Sn772; Calibrated: 2017/10/9
- Phantom: Triple Flat Phantom 5.1C; Type: QD 000 P51 CA; Serial: 1130
- Measurement SW: DASY52, Version 52.8 (8);

Area Scan (91x91x1): Interpolated grid: $dx=1.200 \text{ mm}$, $dy=1.200 \text{ mm}$

Maximum value of SAR (interpolated) = 0.160 W/kg

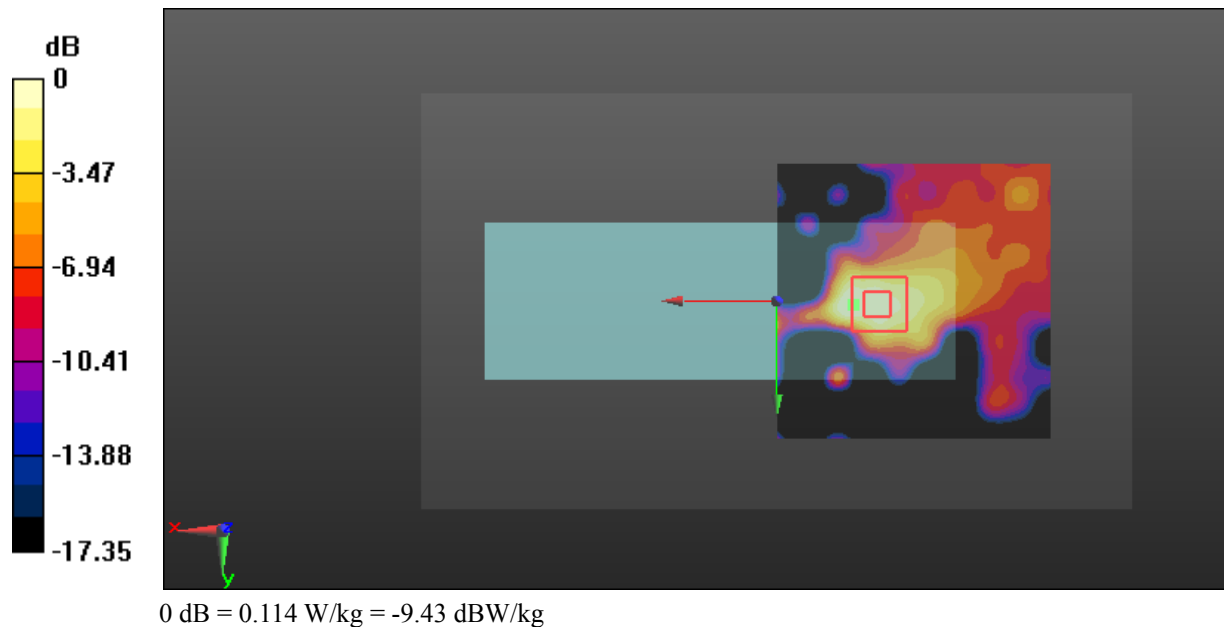
Zoom Scan (6x5x7)/Cube 0: Measurement grid: $dx=8\text{mm}$, $dy=8\text{mm}$, $dz=5\text{mm}$

Reference Value = 2.955 V/m; Power Drift = -0.15 dB

Peak SAR (extrapolated) = 0.531 W/kg

SAR(1 g) = 0.122 W/kg; SAR(10 g) = 0.044 W/kg

Maximum value of SAR (measured) = 0.114 W/kg



Test Plot 91#: LTE Band 7_Handheld Right_Middle_50%RB

DUT: APOS A8; Type: APOS A8; Serial: 17122505921

Communication System: Generic FDD-LTE; Frequency: 2535 MHz;Duty Cycle: 1:1
 Medium parameters used: $f = 2535$ MHz; $\sigma = 2.111$ S/m; $\epsilon_r = 53.01$; $\rho = 1000$ kg/m³ ;
 Phantom section: Center Section

DASY5 Configuration:

- Probe: ES3DV2 - SN3019; ConvF(4.05, 4.05, 4.05); Calibrated: 2017/10/30;
- Sensor-Surface: 4mm (Mechanical Surface Detection)
- Electronics: DAE4 Sn772;Calibrated: 2017/10/9
- Phantom: Triple Flat Phantom 5.1C; Type: QD 000 P51 CA; Serial: 1130
- Measurement SW: DASY52, Version 52.8 (8);

Area Scan (91x91x1): Interpolated grid: dx=1.200 mm, dy=1.200 mm

Maximum value of SAR (interpolated) = 0.259 W/kg

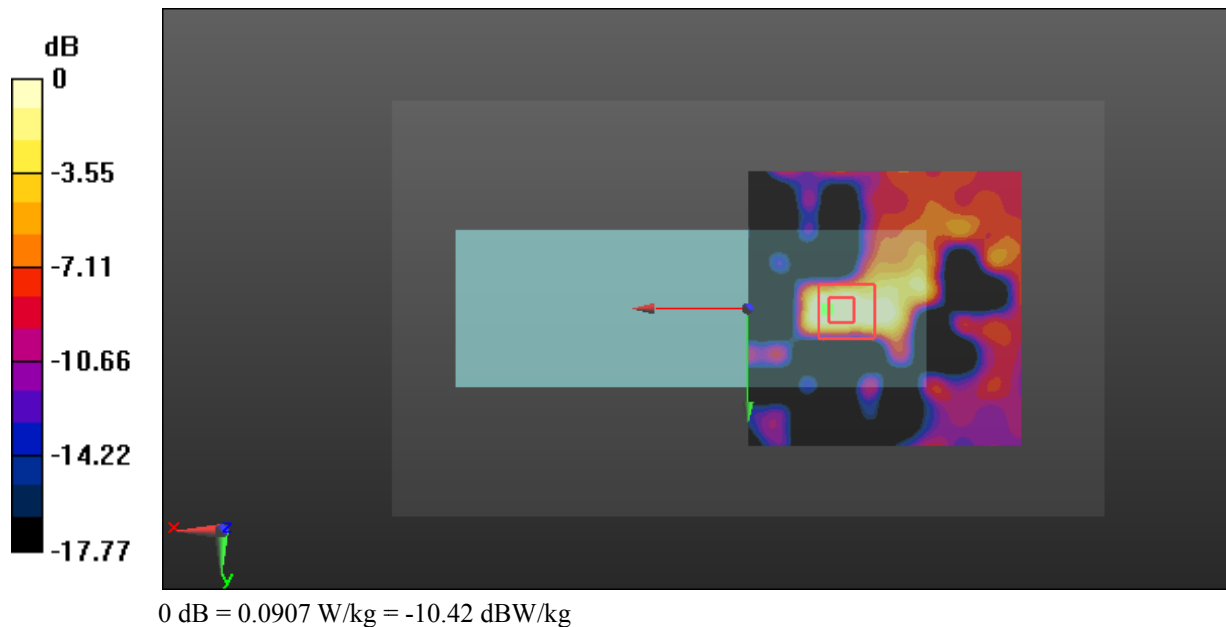
Zoom Scan (6x6x7)/Cube 0: Measurement grid: dx=8mm, dy=8mm, dz=5mm

Reference Value = 2.693 V/m; Power Drift = -0.17 dB

Peak SAR (extrapolated) = 0.206 W/kg

SAR(1 g) = 0.081 W/kg; SAR(10 g) = 0.032 W/kg

Maximum value of SAR (measured) = 0.0907 W/kg



Test Plot 92#: LTE Band 12_Body Back_Low_1RB**DUT: APOS A8; Type: APOS A8; Serial: 17122505921**

Communication System: Generic FDD-LTE; Frequency: 704 MHz; Duty Cycle: 1:1
Medium parameters used: $f = 704$ MHz; $\sigma = 0.957$ S/m; $\epsilon_r = 55.159$; $\rho = 1000$ kg/m³
Phantom section: Right Section

DASY5 Configuration:

- Probe: ES3DV2 - SN3019; ConvF(6.42, 6.42, 6.42); Calibrated: 2017/10/30;
- Sensor-Surface: 4mm (Mechanical Surface Detection)
- Electronics: DAE4 Sn772; Calibrated: 2017/10/9
- Phantom: Triple Flat Phantom 5.1C; Type: QD 000 P51 CA; Serial: 1130
- Measurement SW: DASY52, Version 52.8 (8);

Area Scan (91x71x1): Interpolated grid: dx=1.500 mm, dy=1.500 mm

Maximum value of SAR (interpolated) = 0.147 W/kg

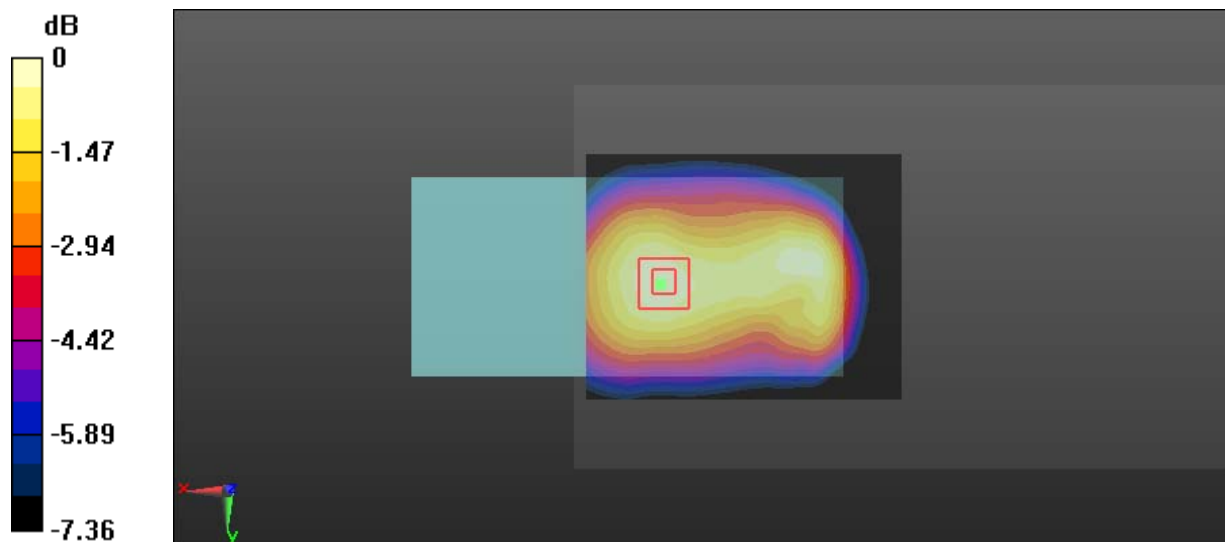
Zoom Scan (5x5x7)/Cube 0: Measurement grid: dx=8mm, dy=8mm, dz=5mm

Reference Value = 1.901 V/m; Power Drift = -0.14 dB

Peak SAR (extrapolated) = 0.183 W/kg

SAR(1 g) = 0.142 W/kg; SAR(10 g) = 0.109 W/kg

Maximum value of SAR (measured) = 0.149 W/kg



0 dB = 0.149 W/kg = -8.27 dBW/kg

Test Plot 93#: LTE Band 12_Body Back_Middle_1RB**DUT: APOS A8; Type: APOS A8; Serial: 17122505921**

Communication System: Generic FDD-LTE; Frequency: 707.5 MHz; Duty Cycle: 1:1
Medium parameters used: $f = 707.5$ MHz; $\sigma = 0.962$ S/m; $\epsilon_r = 55.145$; $\rho = 1000$ kg/m³ ;
Phantom section: Right Section

DASY5 Configuration:

- Probe: ES3DV2 - SN3019; ConvF(6.42, 6.42, 6.42); Calibrated: 2017/10/30;
- Sensor-Surface: 4mm (Mechanical Surface Detection)
- Electronics: DAE4 Sn772; Calibrated: 2017/10/9
- Phantom: Triple Flat Phantom 5.1C; Type: QD 000 P51 CA; Serial: 1130
- Measurement SW: DASY52, Version 52.8 (8);

Area Scan (91x71x1): Interpolated grid: dx=1.500 mm, dy=1.500 mm

Maximum value of SAR (interpolated) = 0.173 W/kg

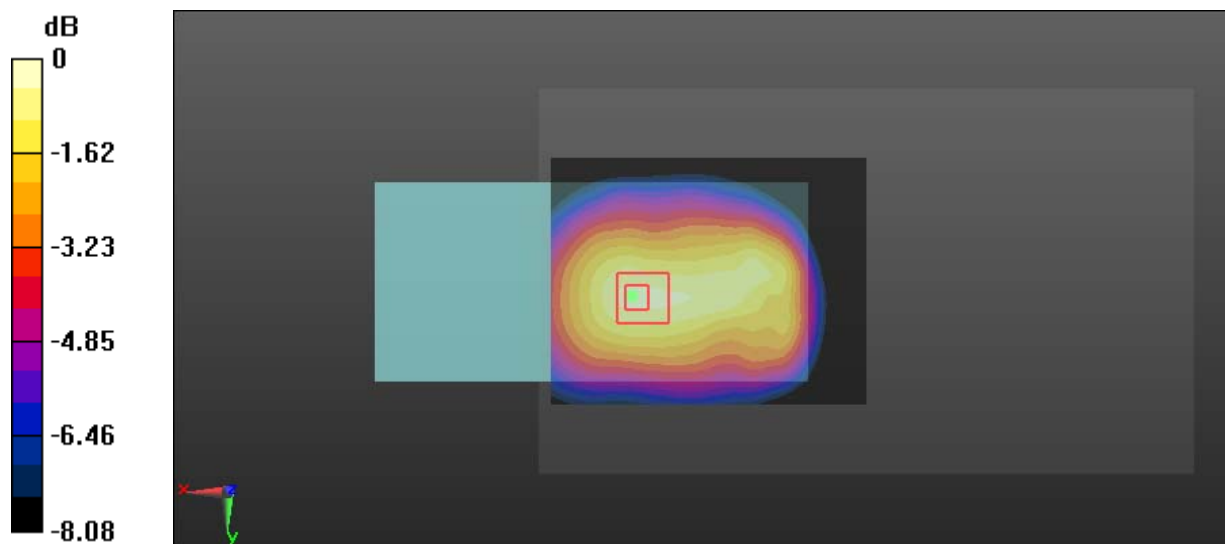
Zoom Scan (6x5x7)/Cube 0: Measurement grid: dx=8mm, dy=8mm, dz=5mm

Reference Value = 1.594 V/m; Power Drift = -0.11 dB

Peak SAR (extrapolated) = 0.236 W/kg

SAR(1 g) = 0.173 W/kg; SAR(10 g) = 0.127 W/kg

Maximum value of SAR (measured) = 0.187 W/kg



0 dB = 0.187 W/kg = -7.28 dBW/kg

Test Plot 94#: LTE Band 12_Body Back_High_1RB

DUT: APOS A8; Type: APOS A8; Serial: 17122505921

Communication System: Generic FDD-LTE; Frequency: 711 MHz;Duty Cycle: 1:1
 Medium parameters used: $f = 711 \text{ MHz}$; $\sigma = 0.965 \text{ S/m}$; $\epsilon_r = 55.055$; $\rho = 1000 \text{ kg/m}^3$;
 Phantom section: Right Section

DASY5 Configuration:

- Probe: ES3DV2 - SN3019; ConvF(6.42, 6.42, 6.42); Calibrated: 2017/10/30;
- Sensor-Surface: 4mm (Mechanical Surface Detection)
- Electronics: DAE4 Sn772;Calibrated: 2017/10/9
- Phantom: Triple Flat Phantom 5.1C; Type: QD 000 P51 CA; Serial: 1130
- Measurement SW: DASY52, Version 52.8 (8);

Area Scan (91x71x1): Interpolated grid: $dx=1.500 \text{ mm}$, $dy=1.500 \text{ mm}$

Maximum value of SAR (interpolated) = 0.160 W/kg


Zoom Scan (9x7x7)/Cube 0: Measurement grid: $dx=8\text{mm}$, $dy=8\text{mm}$, $dz=5\text{mm}$

Reference Value = 1.929 V/m; Power Drift = 0.15 dB

Peak SAR (extrapolated) = 0.233 W/kg

SAR(1 g) = 0.141 W/kg; SAR(10 g) = 0.099 W/kg

Maximum value of SAR (measured) = 0.153 W/kg



Test Plot 95#: LTE Band 12_Body Back_Middle_50%RB

DUT: APOS A8; Type: APOS A8; Serial: 17122505921

Communication System: Generic FDD-LTE; Frequency: 707.5 MHz; Duty Cycle: 1:1
 Medium parameters used: $f = 707.5 \text{ MHz}$; $\sigma = 0.962 \text{ S/m}$; $\epsilon_r = 55.145$; $\rho = 1000 \text{ kg/m}^3$;
 Phantom section: Right Section

DASY5 Configuration:

- Probe: ES3DV2 - SN3019; ConvF(6.42, 6.42, 6.42); Calibrated: 2017/10/30;
- Sensor-Surface: 4mm (Mechanical Surface Detection)
- Electronics: DAE4 Sn772; Calibrated: 2017/10/9
- Phantom: Triple Flat Phantom 5.1C; Type: QD 000 P51 CA; Serial: 1130
- Measurement SW: DASY52, Version 52.8 (8);

Area Scan (91x71x1): Interpolated grid: $dx=1.500 \text{ mm}$, $dy=1.500 \text{ mm}$

Maximum value of SAR (interpolated) = 0.144 W/kg

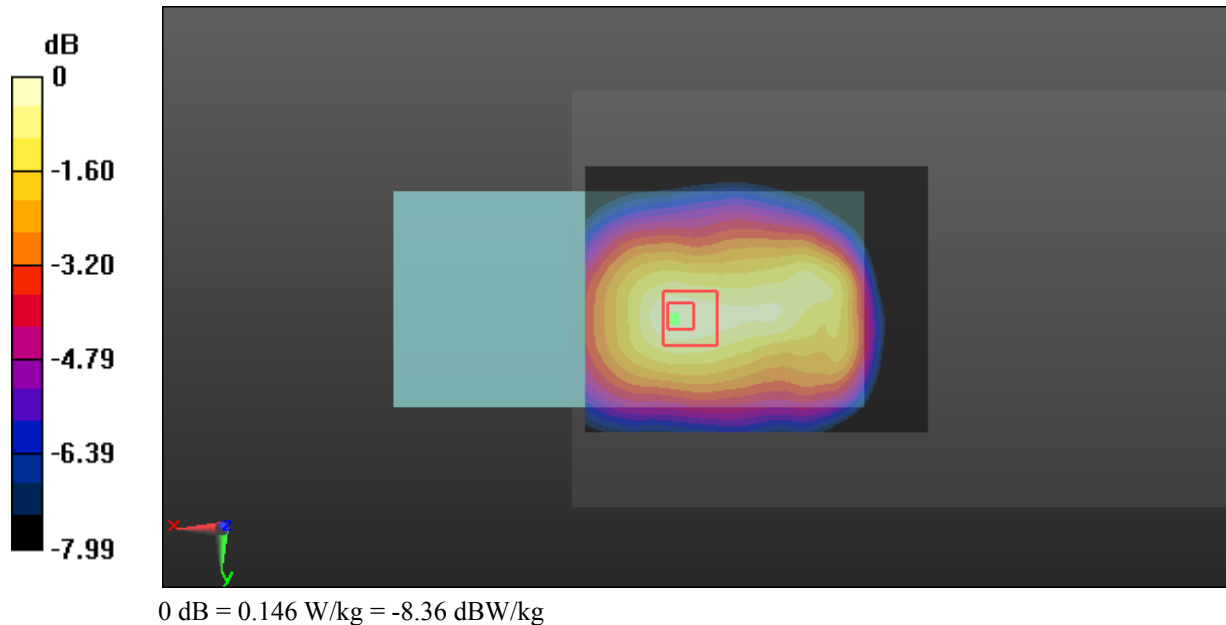
Zoom Scan (6x5x7)/Cube 0: Measurement grid: $dx=8\text{mm}$, $dy=8\text{mm}$, $dz=5\text{mm}$

Reference Value = 1.456 V/m; Power Drift = -0.12 dB

Peak SAR (extrapolated) = 0.182 W/kg

SAR(1 g) = 0.136 W/kg; SAR(10 g) = 0.101 W/kg

Maximum value of SAR (measured) = 0.146 W/kg



Test Plot 96#: LTE Band 12_Body Bottom_Low_1RB**DUT: APOS A8; Type: APOS A8; Serial: 17122505921**

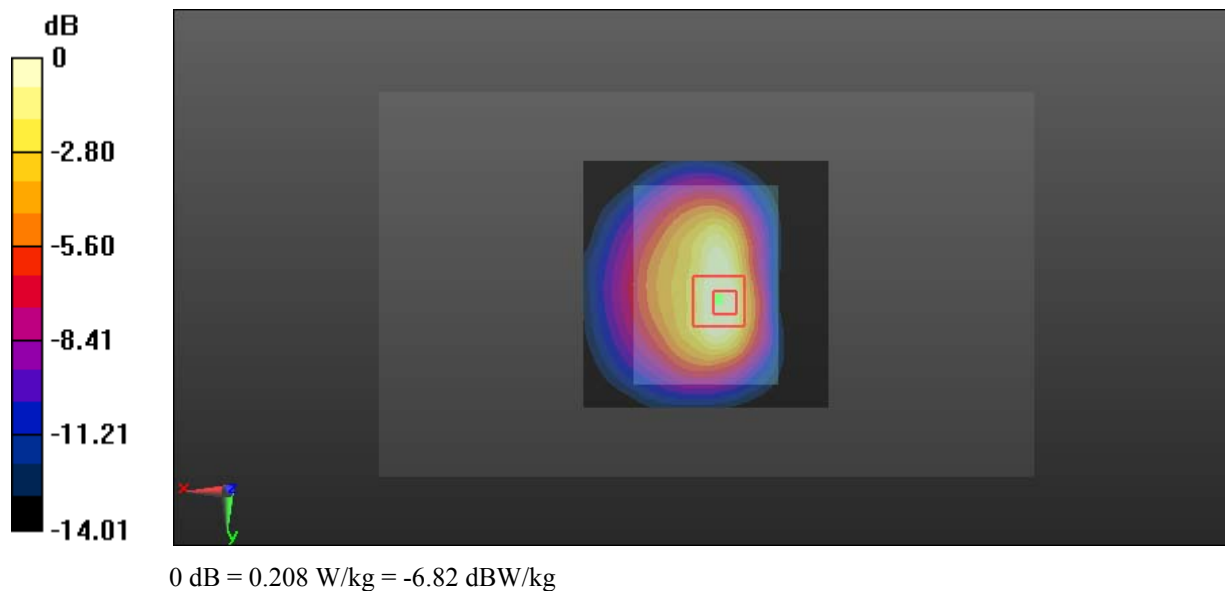
Communication System: Generic FDD-LTE; Frequency: 704 MHz; Duty Cycle: 1:1
Medium parameters used: $f = 704$ MHz; $\sigma = 0.957$ S/m; $\epsilon_r = 55.159$; $\rho = 1000$ kg/m³
Phantom section: Right Section

DASY5 Configuration:

- Probe: ES3DV2 - SN3019; ConvF(6.42, 6.42, 6.42); Calibrated: 2017/10/30;
- Sensor-Surface: 4mm (Mechanical Surface Detection)
- Electronics: DAE4 Sn772; Calibrated: 2017/10/9
- Phantom: Triple Flat Phantom 5.1C; Type: QD 000 P51 CA; Serial: 1130
- Measurement SW: DASY52, Version 52.8 (8);

Area Scan (71x71x1): Interpolated grid: dx=1.500 mm, dy=1.500 mm
Maximum value of SAR (interpolated) = 0.255 W/kg

Zoom Scan (5x5x7)/Cube 0: Measurement grid: dx=8mm, dy=8mm, dz=5mm
Reference Value = 11.81 V/m; Power Drift = 0.11 dB
Peak SAR (extrapolated) = 0.514 W/kg
SAR(1 g) = 0.211 W/kg; SAR(10 g) = 0.106 W/kg
Maximum value of SAR (measured) = 0.208 W/kg



Test Plot 97#: LTE Band 12_Body Bottom_Middle_1RB

DUT: APOS A8; Type: APOS A8; Serial: 17122505921

Communication System: Generic FDD-LTE; Frequency: 707.5 MHz; Duty Cycle: 1:1
 Medium parameters used: $f = 707.5 \text{ MHz}$; $\sigma = 0.962 \text{ S/m}$; $\epsilon_r = 55.145$; $\rho = 1000 \text{ kg/m}^3$;
 Phantom section: Right Section

DASY5 Configuration:

- Probe: ES3DV2 - SN3019; ConvF(6.42, 6.42, 6.42); Calibrated: 2017/10/30;
- Sensor-Surface: 4mm (Mechanical Surface Detection)
- Electronics: DAE4 Sn772; Calibrated: 2017/10/9
- Phantom: Triple Flat Phantom 5.1C; Type: QD 000 P51 CA; Serial: 1130
- Measurement SW: DASY52, Version 52.8 (8);

Area Scan (71x71x1): Interpolated grid: $dx=1.500 \text{ mm}$, $dy=1.500 \text{ mm}$

Maximum value of SAR (interpolated) = 0.277 W/kg


Zoom Scan (5x5x7)/Cube 0: Measurement grid: $dx=8\text{mm}$, $dy=8\text{mm}$, $dz=5\text{mm}$

Reference Value = 12.47 V/m; Power Drift = 0.16 dB

Peak SAR (extrapolated) = 0.560 W/kg

SAR(1 g) = 0.234 W/kg; SAR(10 g) = 0.119 W/kg

Maximum value of SAR (measured) = 0.228 W/kg



0 dB = 0.228 W/kg = -6.42 dBW/kg

Test Plot 98#: LTE Band 12_Body Bottom_High_1RB

DUT: APOS A8; Type: APOS A8; Serial: 17122505921

Communication System: Generic FDD-LTE; Frequency: 711 MHz;Duty Cycle: 1:1
 Medium parameters used: $f = 711 \text{ MHz}$; $\sigma = 0.965 \text{ S/m}$; $\epsilon_r = 55.055$; $\rho = 1000 \text{ kg/m}^3$;
 Phantom section: Right Section

DASY5 Configuration:

- Probe: ES3DV2 - SN3019; ConvF(6.42, 6.42, 6.42); Calibrated: 2017/10/30;
- Sensor-Surface: 4mm (Mechanical Surface Detection)
- Electronics: DAE4 Sn772;Calibrated: 2017/10/9
- Phantom: Triple Flat Phantom 5.1C; Type: QD 000 P51 CA; Serial: 1130
- Measurement SW: DASY52, Version 52.8 (8);

Area Scan (71x71x1): Interpolated grid: $dx=1.500 \text{ mm}$, $dy=1.500 \text{ mm}$

Maximum value of SAR (interpolated) = 0.288 W/kg

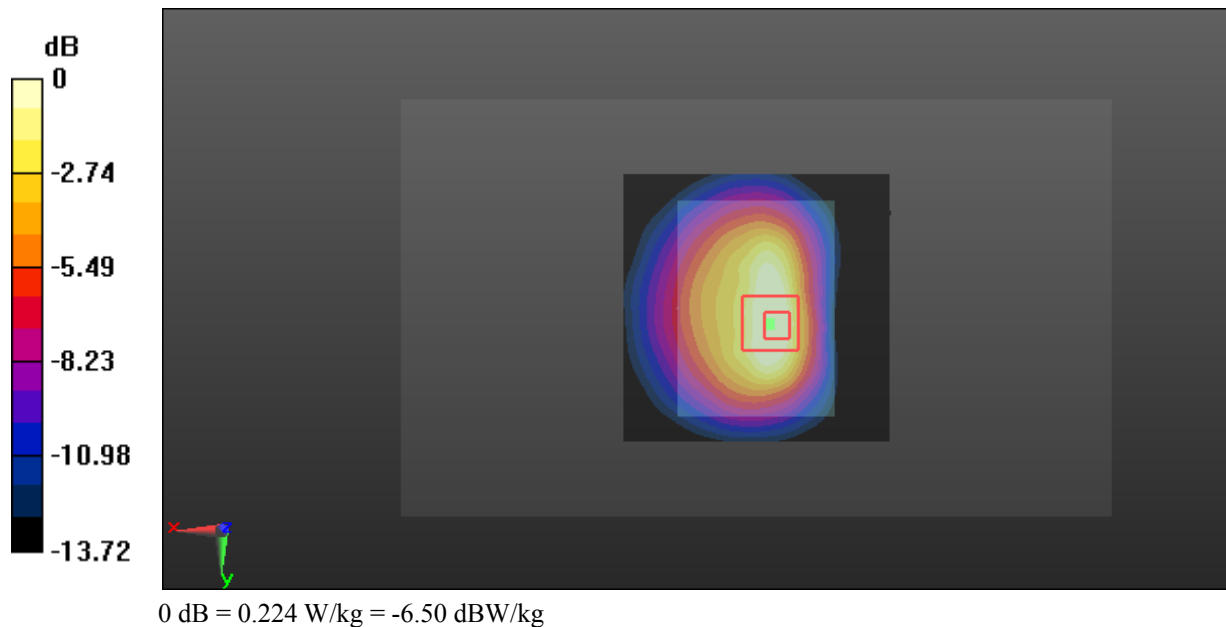
Zoom Scan (5x5x7)/Cube 0: Measurement grid: $dx=8\text{mm}$, $dy=8\text{mm}$, $dz=5\text{mm}$

Reference Value = 12.14 V/m; Power Drift = 0.20 dB

Peak SAR (extrapolated) = 0.542 W/kg

SAR(1 g) = 0.229 W/kg; SAR(10 g) = 0.117 W/kg

Maximum value of SAR (measured) = 0.224 W/kg



Test Plot 99#: LTE Band 12_Body Bottom_Middle_50%RB

DUT: APOS A8; Type: APOS A8; Serial: 17122505921

Communication System: Generic FDD-LTE; Frequency: 707.5 MHz; Duty Cycle: 1:1
 Medium parameters used: $f = 707.5 \text{ MHz}$; $\sigma = 0.962 \text{ S/m}$; $\epsilon_r = 55.145$; $\rho = 1000 \text{ kg/m}^3$;
 Phantom section: Right Section

DASY5 Configuration:

- Probe: ES3DV2 - SN3019; ConvF(6.42, 6.42, 6.42); Calibrated: 2017/10/30;
- Sensor-Surface: 4mm (Mechanical Surface Detection)
- Electronics: DAE4 Sn772; Calibrated: 2017/10/9
- Phantom: Triple Flat Phantom 5.1C; Type: QD 000 P51 CA; Serial: 1130
- Measurement SW: DASY52, Version 52.8 (8);

Area Scan (71x71x1): Interpolated grid: $dx=1.500 \text{ mm}$, $dy=1.500 \text{ mm}$

Maximum value of SAR (interpolated) = 0.222 W/kg

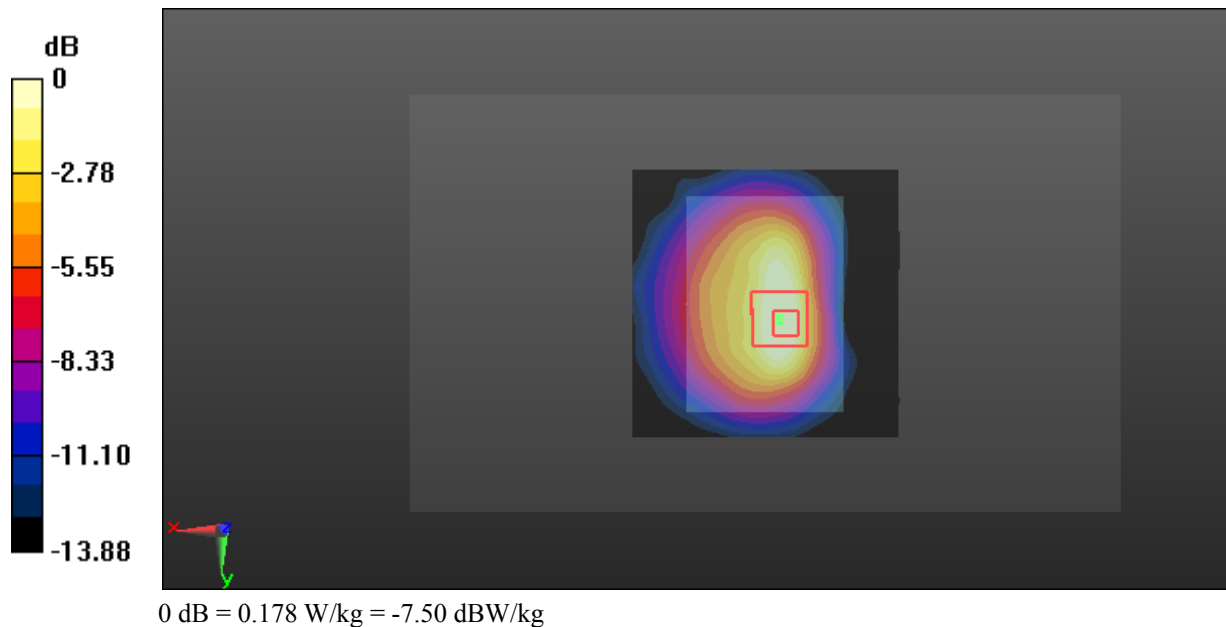
Zoom Scan (5x5x7)/Cube 0: Measurement grid: $dx=8\text{mm}$, $dy=8\text{mm}$, $dz=5\text{mm}$

Reference Value = 11.13 V/m; Power Drift = 0.13 dB

Peak SAR (extrapolated) = 0.440 W/kg

SAR(1 g) = 0.183 W/kg; SAR(10 g) = 0.093 W/kg

Maximum value of SAR (measured) = 0.178 W/kg



Test Plot 100#: LTE Band 12_Handheld Left_Middle_1RB

DUT: APOS A8; Type: APOS A8; Serial: 17122505921

Communication System: Generic FDD-LTE; Frequency: 707.5 MHz; Duty Cycle: 1:1
 Medium parameters used: $f = 707.5 \text{ MHz}$; $\sigma = 0.962 \text{ S/m}$; $\epsilon_r = 55.145$; $\rho = 1000 \text{ kg/m}^3$;
 Phantom section: Right Section

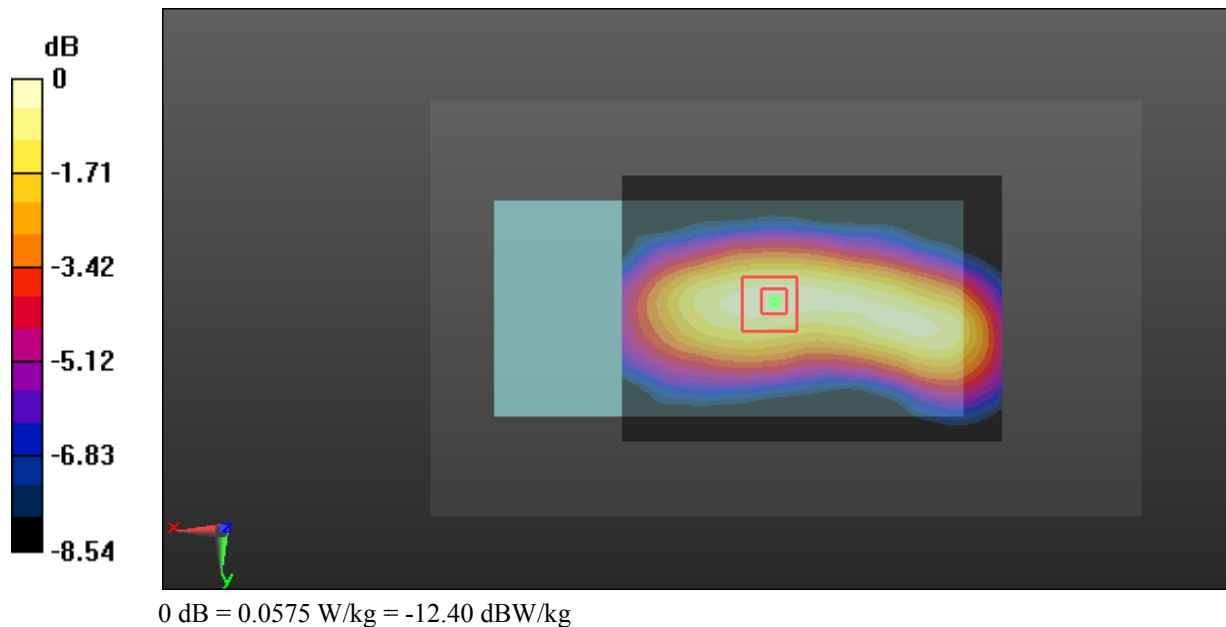
DASY5 Configuration:

- Probe: ES3DV2 - SN3019; ConvF(6.42, 6.42, 6.42); Calibrated: 2017/10/30;
- Sensor-Surface: 4mm (Mechanical Surface Detection)
- Electronics: DAE4 Sn772; Calibrated: 2017/10/9
- Phantom: Triple Flat Phantom 5.1C; Type: QD 000 P51 CA; Serial: 1130
- Measurement SW: DASY52, Version 52.8 (8);

Area Scan (101x71x1): Interpolated grid: $dx=1.500 \text{ mm}$, $dy=1.500 \text{ mm}$
 Maximum value of SAR (interpolated) = 0.0558 W/kg

Zoom Scan (5x5x4)/Cube 0: Measurement grid: $dx=8\text{mm}$, $dy=8\text{mm}$, $dz=5\text{mm}$
 Reference Value = 7.493 V/m ; Power Drift = 0.15 dB
 Peak SAR (extrapolated) = 0.0790 W/kg

SAR(1 g) = 0.054 W/kg ; SAR(10 g) = 0.038 W/kg
 Maximum value of SAR (measured) = 0.0575 W/kg



Test Plot 101#: LTE Band 12_Handheld Left_Middle_50%RB

DUT: APOS A8; Type: APOS A8; Serial: 17122505921

Communication System: Generic FDD-LTE; Frequency: 707.5 MHz; Duty Cycle: 1:1
 Medium parameters used: $f = 707.5 \text{ MHz}$; $\sigma = 0.962 \text{ S/m}$; $\epsilon_r = 55.145$; $\rho = 1000 \text{ kg/m}^3$;
 Phantom section: Right Section


DASY5 Configuration:

- Probe: ES3DV2 - SN3019; ConvF(6.42, 6.42, 6.42); Calibrated: 2017/10/30;
- Sensor-Surface: 4mm (Mechanical Surface Detection)
- Electronics: DAE4 Sn772; Calibrated: 2017/10/9
- Phantom: Triple Flat Phantom 5.1C; Type: QD 000 P51 CA; Serial: 1130
- Measurement SW: DASY52, Version 52.8 (8);

Area Scan (101x71x1): Interpolated grid: $dx=1.500 \text{ mm}$, $dy=1.500 \text{ mm}$
 Maximum value of SAR (interpolated) = 0.0444 W/kg

Zoom Scan (5x5x4)/Cube 0: Measurement grid: $dx=8\text{mm}$, $dy=8\text{mm}$, $dz=5\text{mm}$
 Reference Value = 6.897 V/m ; Power Drift = -0.16 dB
 Peak SAR (extrapolated) = 0.0580 W/kg

SAR(1 g) = 0.041 W/kg ; SAR(10 g) = 0.028 W/kg
 Maximum value of SAR (measured) = 0.0440 W/kg



Test Plot 102#: LTE Band 12_Handheld Right_Middle_1RB**DUT: APOS A8; Type: APOS A8; Serial: 17122505921**

Communication System: Generic FDD-LTE; Frequency: 707.5 MHz; Duty Cycle: 1:1
Medium parameters used: $f = 707.5$ MHz; $\sigma = 0.962$ S/m; $\epsilon_r = 55.145$; $\rho = 1000$ kg/m³ ;
Phantom section: Right Section

DASY5 Configuration:

- Probe: ES3DV2 - SN3019; ConvF(6.42, 6.42, 6.42); Calibrated: 2017/10/30;
- Sensor-Surface: 4mm (Mechanical Surface Detection)
- Electronics: DAE4 Sn772; Calibrated: 2017/10/9
- Phantom: Triple Flat Phantom 5.1C; Type: QD 000 P51 CA; Serial: 1130
- Measurement SW: DASY52, Version 52.8 (8);

Area Scan (101x71x1): Interpolated grid: dx=1.500 mm, dy=1.500 mm

Maximum value of SAR (interpolated) = 0.0650 W/kg


Zoom Scan (5x5x4)/Cube 0: Measurement grid: dx=8mm, dy=8mm, dz=5mm

Reference Value = 6.690 V/m; Power Drift = 0.16 dB

Peak SAR (extrapolated) = 0.0810 W/kg

SAR(1 g) = 0.060 W/kg; SAR(10 g) = 0.042 W/kg

Maximum value of SAR (measured) = 0.0637 W/kg



Test Plot 103#: LTE Band 12_Handheld Right_Middle_50%RB

DUT: APOS A8; Type: APOS A8; Serial: 17122505921

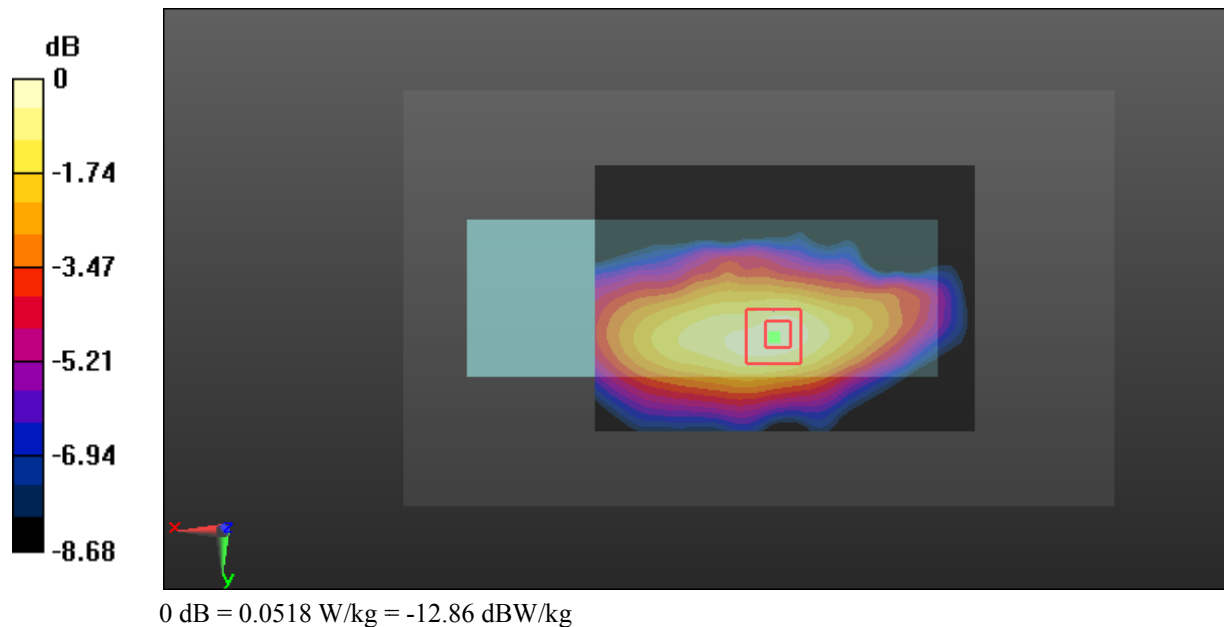
Communication System: Generic FDD-LTE; Frequency: 707.5 MHz; Duty Cycle: 1:1
 Medium parameters used: $f = 707.5 \text{ MHz}$; $\sigma = 0.962 \text{ S/m}$; $\epsilon_r = 55.145$; $\rho = 1000 \text{ kg/m}^3$;
 Phantom section: Right Section

DASY5 Configuration:

- Probe: ES3DV2 - SN3019; ConvF(6.42, 6.42, 6.42); Calibrated: 2017/10/30;
- Sensor-Surface: 4mm (Mechanical Surface Detection)
- Electronics: DAE4 Sn772; Calibrated: 2017/10/9
- Phantom: Triple Flat Phantom 5.1C; Type: QD 000 P51 CA; Serial: 1130
- Measurement SW: DASY52, Version 52.8 (8);

Area Scan (101x71x1): Interpolated grid: $dx=1.500 \text{ mm}$, $dy=1.500 \text{ mm}$
 Maximum value of SAR (interpolated) = 0.0506 W/kg

Zoom Scan (5x5x7)/Cube 0: Measurement grid: $dx=8\text{mm}$, $dy=8\text{mm}$, $dz=5\text{mm}$
 Reference Value = 5.997 V/m ; Power Drift = 0.07 dB
 Peak SAR (extrapolated) = 0.0640 W/kg
SAR(1 g) = 0.048 W/kg ; SAR(10 g) = 0.033 W/kg
 Maximum value of SAR (measured) = 0.0518 W/kg



Test Plot 104#: LTE Band 13_Body Back_Middle_1RB**DUT: APOS A8; Type: APOS A8; Serial: 17122505921**

Communication System: Generic FDD-LTE; Frequency: 782 MHz; Duty Cycle: 1:1
Medium parameters used: $f = 782$ MHz; $\sigma = 1.015$ S/m; $\epsilon_r = 52.736$; $\rho = 1000$ kg/m³ ;
Phantom section: Right Section

DASY5 Configuration:

- Probe: ES3DV2 - SN3019; ConvF(6.42, 6.42, 6.42); Calibrated: 2017/10/30;
- Sensor-Surface: 4mm (Mechanical Surface Detection)
- Electronics: DAE4 Sn772; Calibrated: 2017/10/9
- Phantom: Triple Flat Phantom 5.1C; Type: QD 000 P51 CA; Serial: 1130
- Measurement SW: DASY52, Version 52.8 (8);

Area Scan (91x71x1): Interpolated grid: dx=1.500 mm, dy=1.500 mm

Maximum value of SAR (interpolated) = 0.430 W/kg

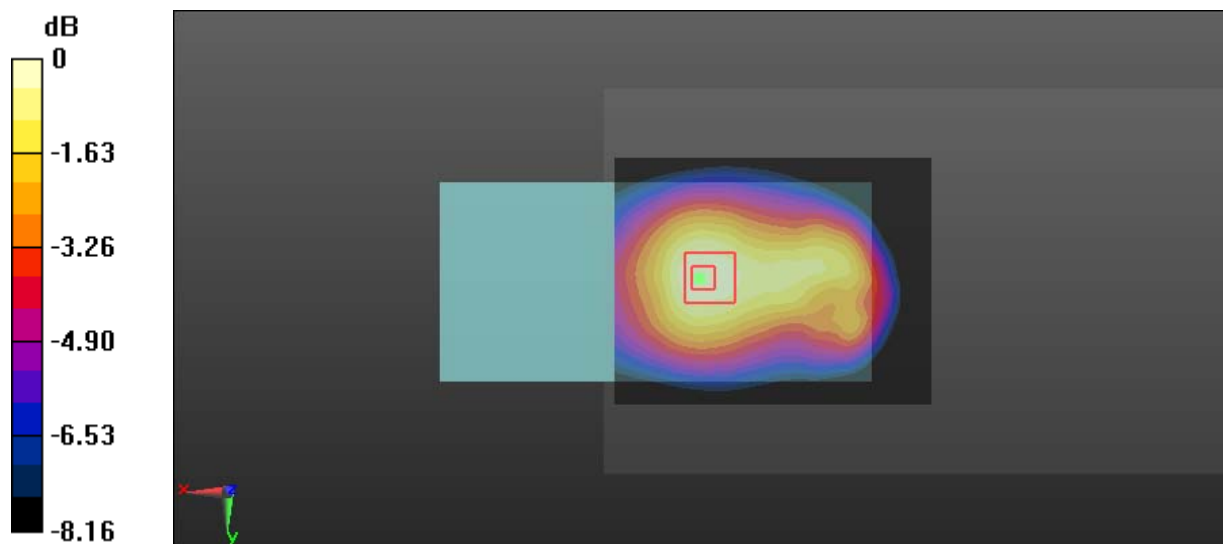
Zoom Scan (5x5x7)/Cube 0: Measurement grid: dx=8mm, dy=8mm, dz=5mm

Reference Value = 3.121 V/m; Power Drift = -0.13 dB

Peak SAR (extrapolated) = 0.527 W/kg

SAR(1 g) = 0.405 W/kg; SAR(10 g) = 0.301 W/kg

Maximum value of SAR (measured) = 0.426 W/kg



0 dB = 0.426 W/kg = -3.71 dBW/kg

Test Plot 105#: LTE Band 13_Body Back_Middle_50%RB**DUT: APOS A8; Type: APOS A8; Serial: 17122505921**

Communication System: Generic FDD-LTE; Frequency: 782 MHz; Duty Cycle: 1:1
Medium parameters used: $f = 782$ MHz; $\sigma = 1.015$ S/m; $\epsilon_r = 52.736$; $\rho = 1000$ kg/m³ ;
Phantom section: Right Section

DASY5 Configuration:

- Probe: ES3DV2 - SN3019; ConvF(6.42, 6.42, 6.42); Calibrated: 2017/10/30;
- Sensor-Surface: 4mm (Mechanical Surface Detection)
- Electronics: DAE4 Sn772; Calibrated: 2017/10/9
- Phantom: Triple Flat Phantom 5.1C; Type: QD 000 P51 CA; Serial: 1130
- Measurement SW: DASY52, Version 52.8 (8);

Area Scan (91x71x1): Interpolated grid: dx=1.500 mm, dy=1.500 mm

Maximum value of SAR (interpolated) = 0.351 W/kg

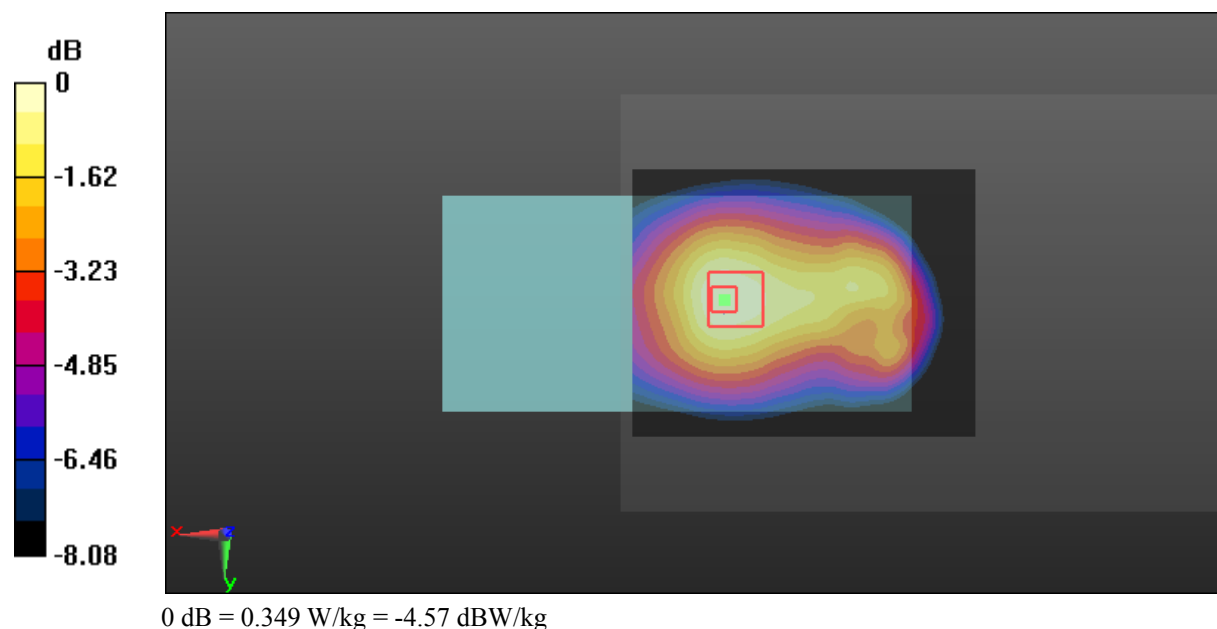
Zoom Scan (5x5x7)/Cube 0: Measurement grid: dx=8mm, dy=8mm, dz=5mm

Reference Value = 2.792 V/m; Power Drift = -0.11 dB

Peak SAR (extrapolated) = 0.424 W/kg

SAR(1 g) = 0.328 W/kg; SAR(10 g) = 0.244 W/kg

Maximum value of SAR (measured) = 0.349 W/kg



Test Plot 106#: LTE Band 13_Body Bottom_Middle_1RB**DUT: APOS A8; Type: APOS A8; Serial: 17122505921**

Communication System: Generic FDD-LTE; Frequency: 782 MHz; Duty Cycle: 1:1
Medium parameters used: $f = 782$ MHz; $\sigma = 1.015$ S/m; $\epsilon_r = 52.736$; $\rho = 1000$ kg/m³ ;
Phantom section: Right Section

DASY5 Configuration:

- Probe: ES3DV2 - SN3019; ConvF(6.42, 6.42, 6.42); Calibrated: 2017/10/30;
- Sensor-Surface: 4mm (Mechanical Surface Detection)
- Electronics: DAE4 Sn772; Calibrated: 2017/10/9
- Phantom: Triple Flat Phantom 5.1C; Type: QD 000 P51 CA; Serial: 1130
- Measurement SW: DASY52, Version 52.8 (8);

Area Scan (71x71x1): Interpolated grid: dx=1.500 mm, dy=1.500 mm

Maximum value of SAR (interpolated) = 0.522 W/kg

Zoom Scan (5x5x7)/Cube 0: Measurement grid: dx=8mm, dy=8mm, dz=5mm

Reference Value = 14.85 V/m; Power Drift = 0.11 dB

Peak SAR (extrapolated) = 0.980 W/kg

SAR(1 g) = 0.432 W/kg; SAR(10 g) = 0.219 W/kg

Maximum value of SAR (measured) = 0.444 W/kg



0 dB = 0.444 W/kg = -3.53 dBW/kg

Test Plot 107#: LTE Band 13_Body Bottom_Middle_50%RB

DUT: APOS A8; Type: APOS A8; Serial: 17122505921

Communication System: Generic FDD-LTE; Frequency: 782 MHz; Duty Cycle: 1:1
 Medium parameters used: $f = 782 \text{ MHz}$; $\sigma = 1.015 \text{ S/m}$; $\epsilon_r = 52.736$; $\rho = 1000 \text{ kg/m}^3$;
 Phantom section: Right Section

DASY5 Configuration:

- Probe: ES3DV2 - SN3019; ConvF(6.42, 6.42, 6.42); Calibrated: 2017/10/30;
- Sensor-Surface: 4mm (Mechanical Surface Detection)
- Electronics: DAE4 Sn772; Calibrated: 2017/10/9
- Phantom: Triple Flat Phantom 5.1C; Type: QD 000 P51 CA; Serial: 1130
- Measurement SW: DASY52, Version 52.8 (8);

Area Scan (71x71x1): Interpolated grid: $dx=1.500 \text{ mm}$, $dy=1.500 \text{ mm}$

Maximum value of SAR (interpolated) = 0.380 W/kg


Zoom Scan (5x5x7)/Cube 0: Measurement grid: $dx=8\text{mm}$, $dy=8\text{mm}$, $dz=5\text{mm}$

Reference Value = 12.71 V/m; Power Drift = 0.20 dB

Peak SAR (extrapolated) = 0.722 W/kg

SAR(1 g) = 0.318 W/kg; SAR(10 g) = 0.162 W/kg

Maximum value of SAR (measured) = 0.329 W/kg



Test Plot 108#: LTE Band 13_Handheld Left_Middle_1RB**DUT: APOS A8; Type: APOS A8; Serial: 17122505921**

Communication System: Generic FDD-LTE; Frequency: 782 MHz; Duty Cycle: 1:1
Medium parameters used: $f = 782$ MHz; $\sigma = 1.015$ S/m; $\epsilon_r = 52.736$; $\rho = 1000$ kg/m³ ;
Phantom section: Right Section

DASY5 Configuration:

- Probe: ES3DV2 - SN3019; ConvF(6.42, 6.42, 6.42); Calibrated: 2017/10/30;
- Sensor-Surface: 4mm (Mechanical Surface Detection)
- Electronics: DAE4 Sn772; Calibrated: 2017/10/9
- Phantom: Triple Flat Phantom 5.1C; Type: QD 000 P51 CA; Serial: 1130
- Measurement SW: DASY52, Version 52.8 (8);

Area Scan (101x71x1): Interpolated grid: dx=1.500 mm, dy=1.500 mm

Maximum value of SAR (interpolated) = 0.192 W/kg

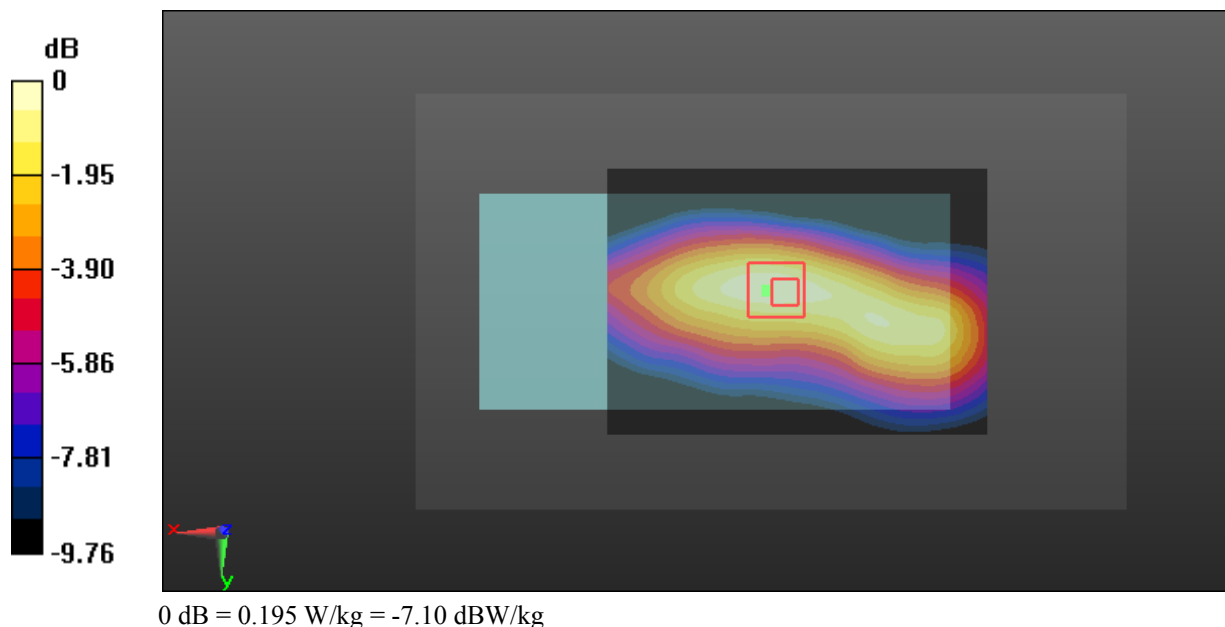
Zoom Scan (5x5x4)/Cube 0: Measurement grid: dx=8mm, dy=8mm, dz=5mm

Reference Value = 13.44 V/m; Power Drift = -0.11 dB

Peak SAR (extrapolated) = 0.263 W/kg

SAR(1 g) = 0.177 W/kg; SAR(10 g) = 0.116 W/kg

Maximum value of SAR (measured) = 0.195 W/kg



Test Plot 109#: LTE Band 13_Handheld Left_Middle_50%RB

DUT: APOS A8; Type: APOS A8; Serial: 17122505921

Communication System: Generic FDD-LTE; Frequency: 782 MHz; Duty Cycle: 1:1
 Medium parameters used: $f = 782 \text{ MHz}$; $\sigma = 1.015 \text{ S/m}$; $\epsilon_r = 52.736$; $\rho = 1000 \text{ kg/m}^3$;
 Phantom section: Right Section

DASY5 Configuration:

- Probe: ES3DV2 - SN3019; ConvF(6.42, 6.42, 6.42); Calibrated: 2017/10/30;
- Sensor-Surface: 4mm (Mechanical Surface Detection)
- Electronics: DAE4 Sn772; Calibrated: 2017/10/9
- Phantom: Triple Flat Phantom 5.1C; Type: QD 000 P51 CA; Serial: 1130
- Measurement SW: DASY52, Version 52.8 (8);

Area Scan (101x71x1): Interpolated grid: $dx=1.500 \text{ mm}$, $dy=1.500 \text{ mm}$

Maximum value of SAR (interpolated) = 0.148 W/kg

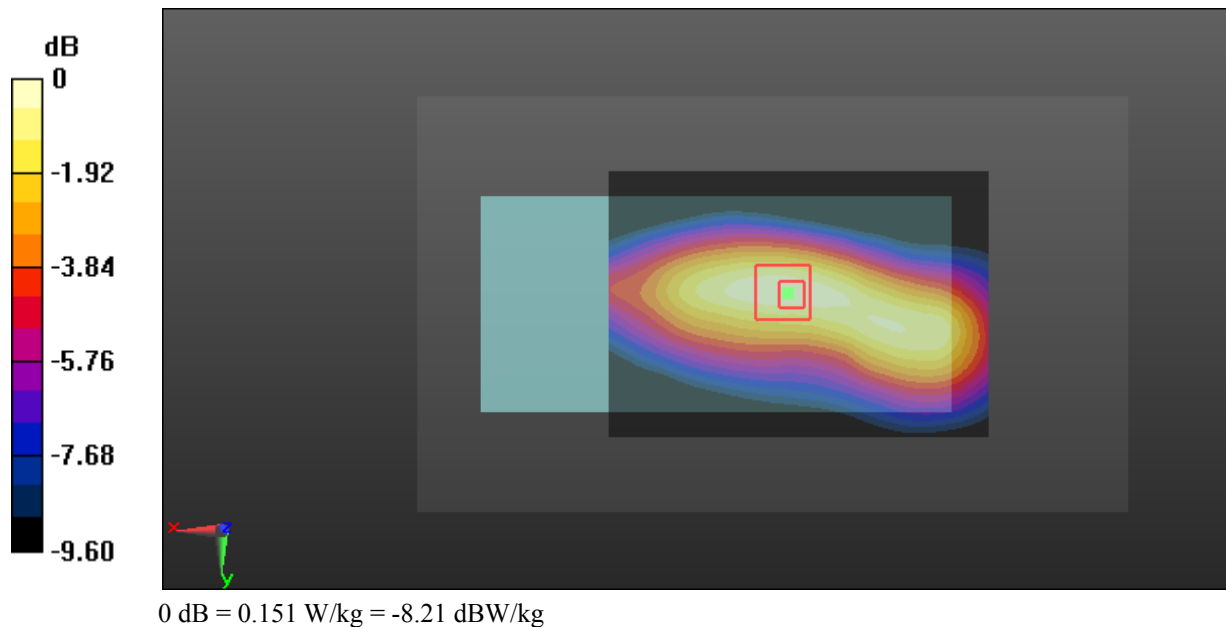
Zoom Scan (5x5x4)/Cube 0: Measurement grid: $dx=8\text{mm}$, $dy=8\text{mm}$, $dz=5\text{mm}$

Reference Value = 11.71 V/m; Power Drift = 0.03 dB

Peak SAR (extrapolated) = 0.209 W/kg

SAR(1 g) = 0.138 W/kg; SAR(10 g) = 0.091 W/kg

Maximum value of SAR (measured) = 0.151 W/kg



Test Plot 110#: LTE Band 13_Handheld Right_Middle_1RB

DUT: APOS A8; Type: APOS A8; Serial: 17122505921

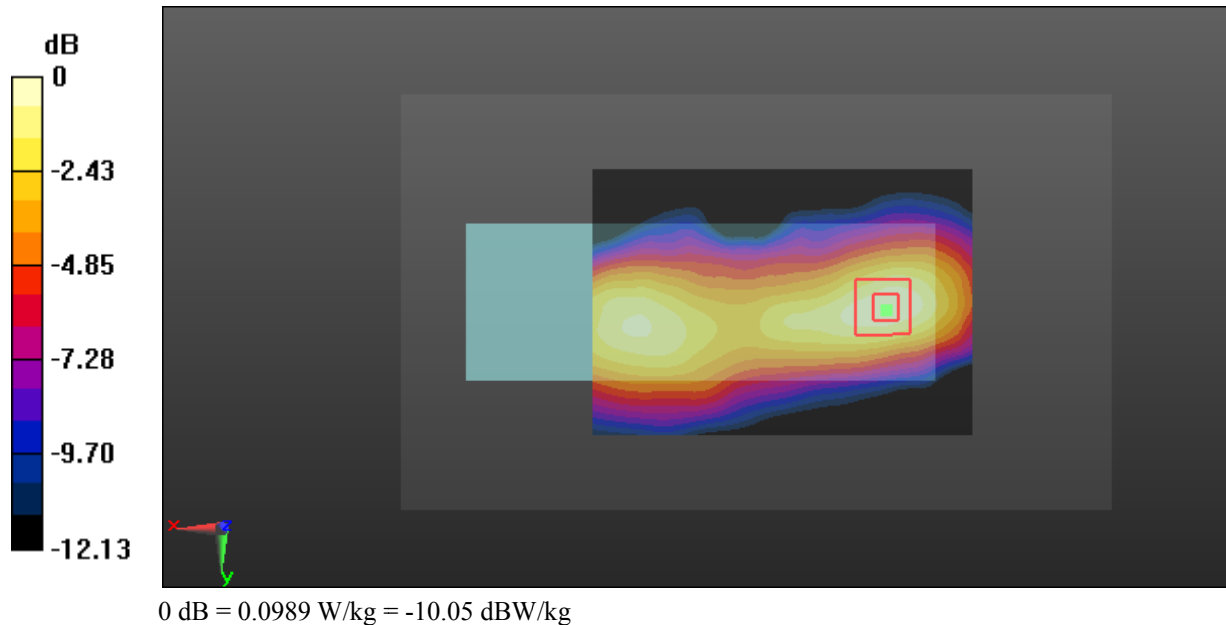
Communication System: Generic FDD-LTE; Frequency: 782 MHz; Duty Cycle: 1:1
 Medium parameters used: $f = 782 \text{ MHz}$; $\sigma = 1.015 \text{ S/m}$; $\epsilon_r = 52.736$; $\rho = 1000 \text{ kg/m}^3$;
 Phantom section: Right Section

DASY5 Configuration:

- Probe: ES3DV2 - SN3019; ConvF(6.42, 6.42, 6.42); Calibrated: 2017/10/30;
- Sensor-Surface: 4mm (Mechanical Surface Detection)
- Electronics: DAE4 Sn772; Calibrated: 2017/10/9
- Phantom: Triple Flat Phantom 5.1C; Type: QD 000 P51 CA; Serial: 1130
- Measurement SW: DASY52, Version 52.8 (8);

Area Scan (101x71x1): Interpolated grid: $dx=1.500 \text{ mm}$, $dy=1.500 \text{ mm}$
 Maximum value of SAR (interpolated) = 0.0973 W/kg

Zoom Scan (5x5x4)/Cube 0: Measurement grid: $dx=8\text{mm}$, $dy=8\text{mm}$, $dz=5\text{mm}$
 Reference Value = 7.189 V/m ; Power Drift = 0.03 dB
 Peak SAR (extrapolated) = 0.140 W/kg
SAR(1 g) = 0.091 W/kg ; SAR(10 g) = 0.058 W/kg
 Maximum value of SAR (measured) = 0.0989 W/kg



Test Plot 111#: LTE Band 13_Handheld Right_Middle_50%RB

DUT: APOS A8; Type: APOS A8; Serial: 17122505921

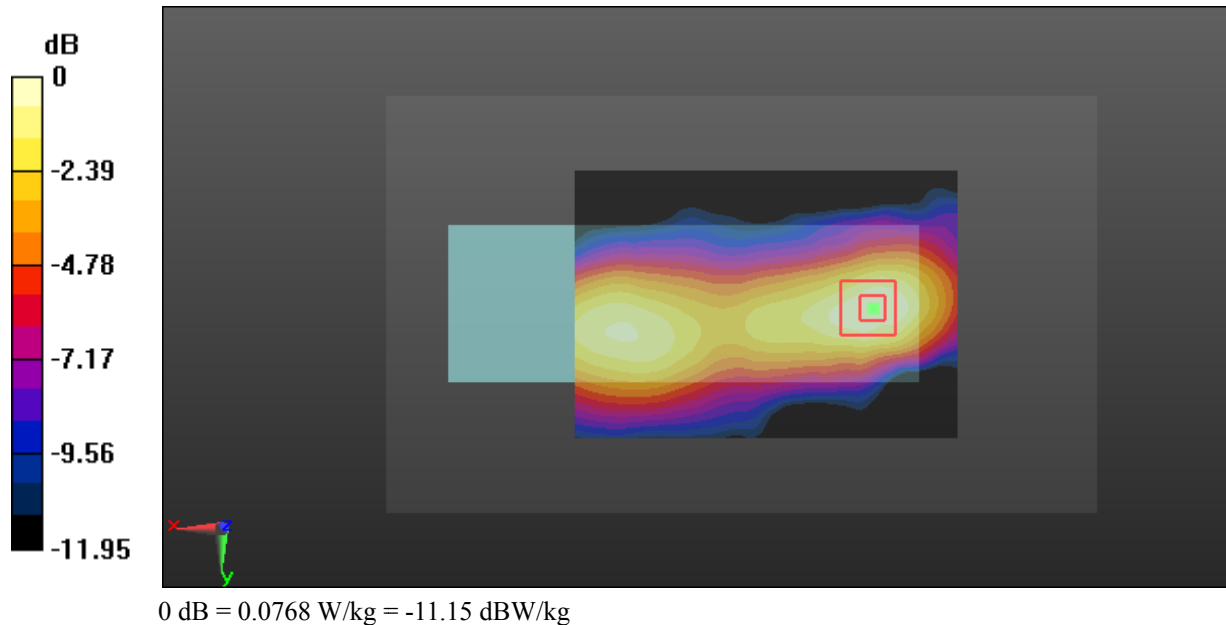
Communication System: Generic FDD-LTE; Frequency: 782 MHz; Duty Cycle: 1:1
 Medium parameters used: $f = 782 \text{ MHz}$; $\sigma = 1.015 \text{ S/m}$; $\epsilon_r = 52.736$; $\rho = 1000 \text{ kg/m}^3$;
 Phantom section: Right Section

DASY5 Configuration:

- Probe: ES3DV2 - SN3019; ConvF(6.42, 6.42, 6.42); Calibrated: 2017/10/30;
- Sensor-Surface: 4mm (Mechanical Surface Detection)
- Electronics: DAE4 Sn772; Calibrated: 2017/10/9
- Phantom: Triple Flat Phantom 5.1C; Type: QD 000 P51 CA; Serial: 1130
- Measurement SW: DASY52, Version 52.8 (8);

Area Scan (101x71x1): Interpolated grid: $dx=1.500 \text{ mm}$, $dy=1.500 \text{ mm}$
 Maximum value of SAR (interpolated) = 0.0793 W/kg

Zoom Scan (5x5x4)/Cube 0: Measurement grid: $dx=8\text{mm}$, $dy=8\text{mm}$, $dz=5\text{mm}$
 Reference Value = 6.225 V/m ; Power Drift = 0.10 dB
 Peak SAR (extrapolated) = 0.104 W/kg
SAR(1 g) = 0.071 W/kg ; SAR(10 g) = 0.045 W/kg
 Maximum value of SAR (measured) = 0.0768 W/kg



Test Plot 112#: LTE Band 17_Body Back_Low_1RB

DUT: APOS A8; Type: APOS A8; Serial: 17122505921

Communication System: Generic FDD-LTE; Frequency: 709 MHz; Duty Cycle: 1:1
 Medium parameters used: $f = 709 \text{ MHz}$; $\sigma = 0.962 \text{ S/m}$; $\epsilon_r = 55.142$; $\rho = 1000 \text{ kg/m}^3$;
 Phantom section: Right Section

DASY5 Configuration:

- Probe: ES3DV2 - SN3019; ConvF(6.42, 6.42, 6.42); Calibrated: 2017/10/30;
- Sensor-Surface: 4mm (Mechanical Surface Detection)
- Electronics: DAE4 Sn772; Calibrated: 2017/10/9
- Phantom: Triple Flat Phantom 5.1C; Type: QD 000 P51 CA; Serial: 1130
- Measurement SW: DASY52, Version 52.8 (8);

Area Scan (91x71x1): Interpolated grid: $dx=1.500 \text{ mm}$, $dy=1.500 \text{ mm}$

Maximum value of SAR (interpolated) = 0.172 W/kg


Zoom Scan (6x5x4)/Cube 0: Measurement grid: $dx=8\text{mm}$, $dy=8\text{mm}$, $dz=5\text{mm}$

Reference Value = 1.735 V/m ; Power Drift = -0.19 dB

Peak SAR (extrapolated) = 0.217 W/kg

SAR(1 g) = 0.161 W/kg ; SAR(10 g) = 0.118 W/kg

Maximum value of SAR (measured) = 0.172 W/kg



Test Plot 113#: LTE Band 17_Body Back_Middle_1RB

DUT: APOS A8; Type: APOS A8; Serial: 17122505921

Communication System: Generic FDD-LTE; Frequency: 710 MHz; Duty Cycle: 1:1
 Medium parameters used: $f = 710 \text{ MHz}$; $\sigma = 0.963 \text{ S/m}$; $\epsilon_r = 55.111$; $\rho = 1000 \text{ kg/m}^3$;
 Phantom section: Right Section

DASY5 Configuration:

- Probe: ES3DV2 - SN3019; ConvF(6.42, 6.42, 6.42); Calibrated: 2017/10/30;
- Sensor-Surface: 4mm (Mechanical Surface Detection)
- Electronics: DAE4 Sn772; Calibrated: 2017/10/9
- Phantom: Triple Flat Phantom 5.1C; Type: QD 000 P51 CA; Serial: 1130
- Measurement SW: DASY52, Version 52.8 (8);

Area Scan (91x71x1): Interpolated grid: $dx=1.500 \text{ mm}$, $dy=1.500 \text{ mm}$

Maximum value of SAR (interpolated) = 0.188 W/kg


Zoom Scan (6x5x4)/Cube 0: Measurement grid: $dx=8\text{mm}$, $dy=8\text{mm}$, $dz=5\text{mm}$

Reference Value = 1.631 V/m; Power Drift = 0.18 dB

Peak SAR (extrapolated) = 0.236 W/kg

SAR(1 g) = 0.176 W/kg; SAR(10 g) = 0.129 W/kg

Maximum value of SAR (measured) = 0.187 W/kg



Test Plot 114#: LTE Band 17_Body Back_High_1RB**DUT: APOS A8; Type: APOS A8; Serial: 17122505921**

Communication System: Generic FDD-LTE; Frequency: 711 MHz; Duty Cycle: 1:1
Medium parameters used: $f = 711$ MHz; $\sigma = 0.965$ S/m; $\epsilon_r = 55.055$; $\rho = 1000$ kg/m³ ;
Phantom section: Right Section

DASY5 Configuration:

- Probe: ES3DV2 - SN3019; ConvF(6.42, 6.42, 6.42); Calibrated: 2017/10/30;
- Sensor-Surface: 4mm (Mechanical Surface Detection)
- Electronics: DAE4 Sn772; Calibrated: 2017/10/9
- Phantom: Triple Flat Phantom 5.1C; Type: QD 000 P51 CA; Serial: 1130
- Measurement SW: DASY52, Version 52.8 (8);

Area Scan (91x71x1): Interpolated grid: dx=1.500 mm, dy=1.500 mm

Maximum value of SAR (interpolated) = 0.179 W/kg


Zoom Scan (6x5x4)/Cube 0: Measurement grid: dx=8mm, dy=8mm, dz=5mm

Reference Value = 1.664 V/m; Power Drift = 0.19 dB

Peak SAR (extrapolated) = 0.228 W/kg

SAR(1 g) = 0.167 W/kg; SAR(10 g) = 0.122 W/kg

Maximum value of SAR (measured) = 0.179 W/kg



Test Plot 115#: LTE Band 17_Body Back_Middle_50%RB

DUT: APOS A8; Type: APOS A8; Serial: 17122505921

Communication System: Generic FDD-LTE; Frequency: 710 MHz;Duty Cycle: 1:1
 Medium parameters used: $f = 710 \text{ MHz}$; $\sigma = 0.963 \text{ S/m}$; $\epsilon_r = 55.111$; $\rho = 1000 \text{ kg/m}^3$;
 Phantom section: Right Section

DASY5 Configuration:

- Probe: ES3DV2 - SN3019; ConvF(6.42, 6.42, 6.42); Calibrated: 2017/10/30;
- Sensor-Surface: 4mm (Mechanical Surface Detection)
- Electronics: DAE4 Sn772;Calibrated: 2017/10/9
- Phantom: Triple Flat Phantom 5.1C; Type: QD 000 P51 CA; Serial: 1130
- Measurement SW: DASY52, Version 52.8 (8);

Area Scan (91x71x1): Interpolated grid: $dx=1.500 \text{ mm}$, $dy=1.500 \text{ mm}$

Maximum value of SAR (interpolated) = 0.142 W/kg


Zoom Scan (6x5x4)/Cube 0: Measurement grid: $dx=8\text{mm}$, $dy=8\text{mm}$, $dz=5\text{mm}$

Reference Value = 1.484 V/m; Power Drift = 0.16 dB

Peak SAR (extrapolated) = 0.182 W/kg

SAR(1 g) = 0.132 W/kg; SAR(10 g) = 0.097 W/kg

Maximum value of SAR (measured) = 0.141 W/kg



Test Plot 116#: LTE Band 17_Body Bottom_Low_1RB**DUT: APOS A8; Type: APOS A8; Serial: 17122505921**

Communication System: Generic FDD-LTE; Frequency: 709 MHz; Duty Cycle: 1:1
Medium parameters used: $f = 709$ MHz; $\sigma = 0.962$ S/m; $\epsilon_r = 55.142$; $\rho = 1000$ kg/m³ ;
Phantom section: Right Section

DASY5 Configuration:

- Probe: ES3DV2 - SN3019; ConvF(6.42, 6.42, 6.42); Calibrated: 2017/10/30;
- Sensor-Surface: 4mm (Mechanical Surface Detection)
- Electronics: DAE4 Sn772; Calibrated: 2017/10/9
- Phantom: Triple Flat Phantom 5.1C; Type: QD 000 P51 CA; Serial: 1130
- Measurement SW: DASY52, Version 52.8 (8);

Area Scan (71x71x1): Interpolated grid: dx=1.500 mm, dy=1.500 mm

Maximum value of SAR (interpolated) = 0.317 W/kg

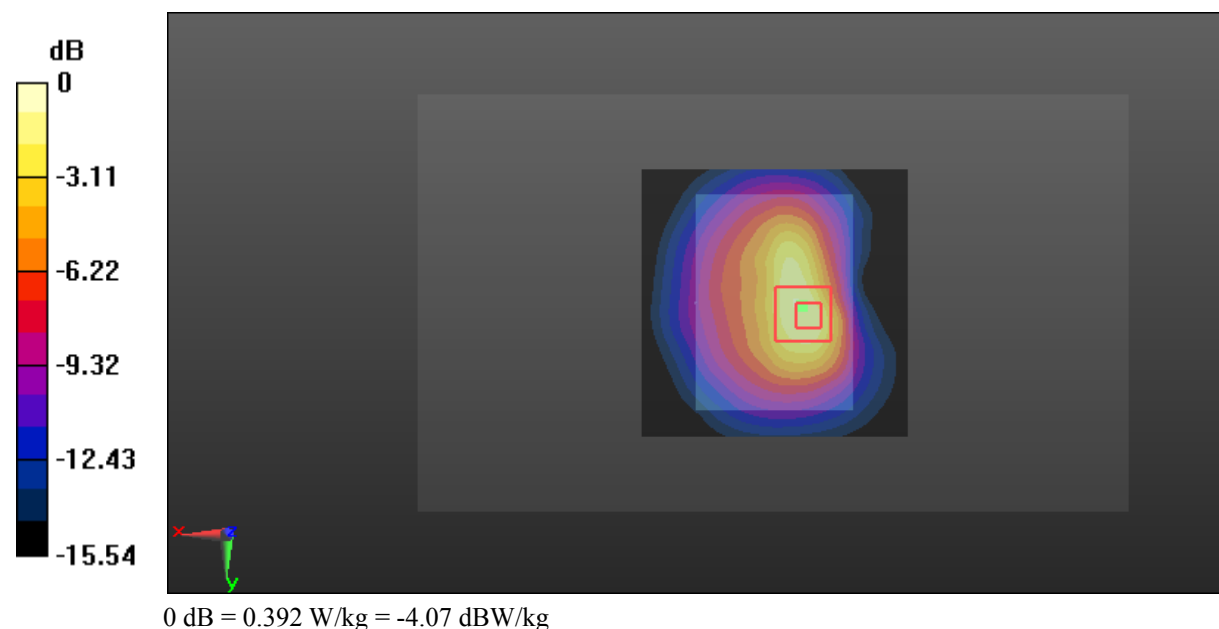
Zoom Scan (5x5x7)/Cube 0: Measurement grid: dx=8mm, dy=8mm, dz=5mm

Reference Value = 11.82 V/m; Power Drift = 0.18 dB

Peak SAR (extrapolated) = 1.00 W/kg

SAR(1 g) = 0.368 W/kg; SAR(10 g) = 0.168 W/kg

Maximum value of SAR (measured) = 0.392 W/kg



Test Plot 117#: LTE Band 17_Body Bottom_Middle_1RB**DUT: APOS A8; Type: APOS A8; Serial: 17122505921**

Communication System: Generic FDD-LTE; Frequency: 710 MHz; Duty Cycle: 1:1
Medium parameters used: $f = 710$ MHz; $\sigma = 0.963$ S/m; $\epsilon_r = 55.111$; $\rho = 1000$ kg/m³ ;
Phantom section: Right Section

DASY5 Configuration:

- Probe: ES3DV2 - SN3019; ConvF(6.42, 6.42, 6.42); Calibrated: 2017/10/30;
- Sensor-Surface: 4mm (Mechanical Surface Detection)
- Electronics: DAE4 Sn772; Calibrated: 2017/10/9
- Phantom: Triple Flat Phantom 5.1C; Type: QD 000 P51 CA; Serial: 1130
- Measurement SW: DASY52, Version 52.8 (8);

Area Scan (71x71x1): Interpolated grid: dx=1.500 mm, dy=1.500 mm

Maximum value of SAR (interpolated) = 0.323 W/kg

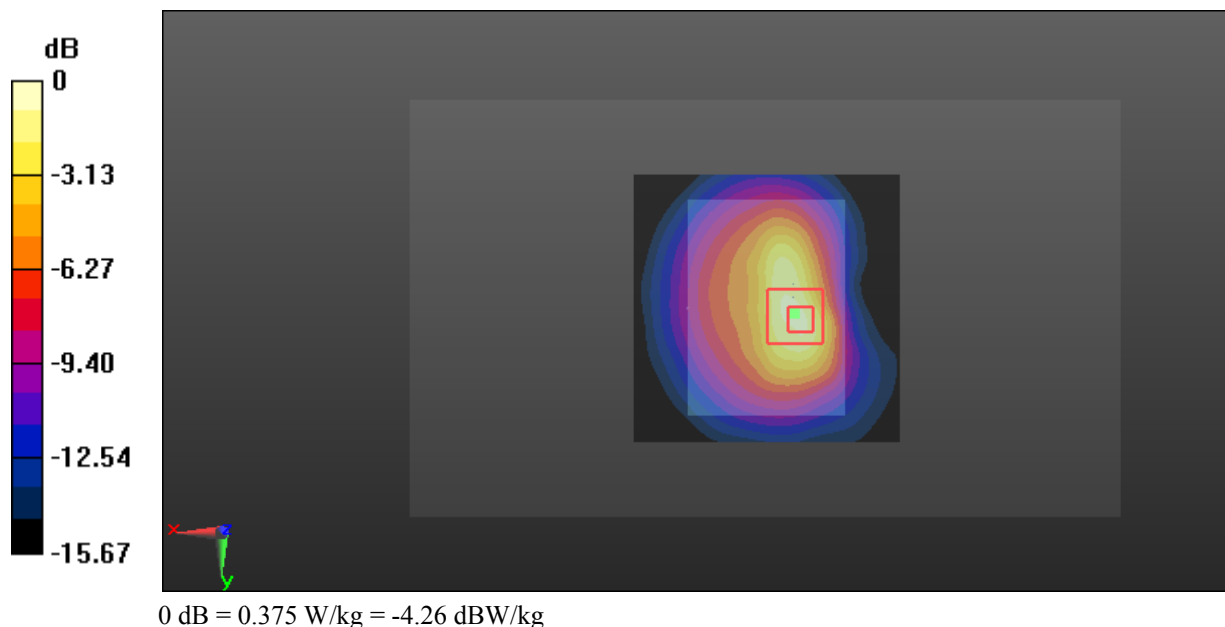
Zoom Scan (5x5x7)/Cube 0: Measurement grid: dx=8mm, dy=8mm, dz=5mm

Reference Value = 11.91 V/m; Power Drift = 0.17 dB

Peak SAR (extrapolated) = 0.943 W/kg

SAR(1 g) = 0.353 W/kg; SAR(10 g) = 0.161 W/kg

Maximum value of SAR (measured) = 0.375 W/kg



Test Plot 118#: LTE Band 17_Body Bottom_High_1RB

DUT: APOS A8; Type: APOS A8; Serial: 17122505921

Communication System: Generic FDD-LTE; Frequency: 711 MHz; Duty Cycle: 1:1
 Medium parameters used: $f = 711 \text{ MHz}$; $\sigma = 0.965 \text{ S/m}$; $\epsilon_r = 55.055$; $\rho = 1000 \text{ kg/m}^3$;
 Phantom section: Right Section

DASY5 Configuration:

- Probe: ES3DV2 - SN3019; ConvF(6.42, 6.42, 6.42); Calibrated: 2017/10/30;
- Sensor-Surface: 4mm (Mechanical Surface Detection)
- Electronics: DAE4 Sn772; Calibrated: 2017/10/9
- Phantom: Triple Flat Phantom 5.1C; Type: QD 000 P51 CA; Serial: 1130
- Measurement SW: DASY52, Version 52.8 (8);

Area Scan (71x71x1): Interpolated grid: $dx=1.500 \text{ mm}$, $dy=1.500 \text{ mm}$

Maximum value of SAR (interpolated) = 0.311 W/kg

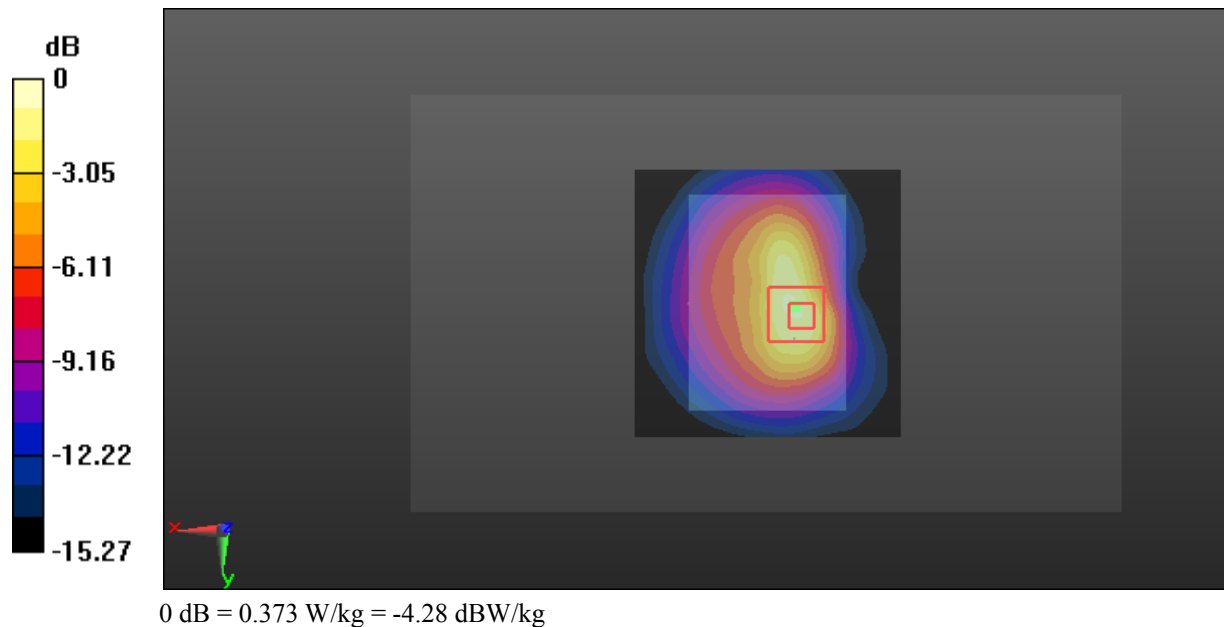
Zoom Scan (5x5x7)/Cube 0: Measurement grid: $dx=8\text{mm}$, $dy=8\text{mm}$, $dz=5\text{mm}$

Reference Value = 12.28 V/m; Power Drift = 0.13 dB

Peak SAR (extrapolated) = 0.994 W/kg

SAR(1 g) = 0.362 W/kg; SAR(10 g) = 0.166 W/kg

Maximum value of SAR (measured) = 0.373 W/kg



Test Plot 119#: LTE Band 17_Body Bottom_Middle_50%RB

DUT: APOS A8; Type: APOS A8; Serial: 17122505921

Communication System: Generic FDD-LTE; Frequency: 710 MHz;Duty Cycle: 1:1
 Medium parameters used: $f = 710 \text{ MHz}$; $\sigma = 0.963 \text{ S/m}$; $\epsilon_r = 55.111$; $\rho = 1000 \text{ kg/m}^3$;
 Phantom section: Right Section

DASY5 Configuration:

- Probe: ES3DV2 - SN3019; ConvF(6.42, 6.42, 6.42); Calibrated: 2017/10/30;
- Sensor-Surface: 4mm (Mechanical Surface Detection)
- Electronics: DAE4 Sn772;Calibrated: 2017/10/9
- Phantom: Triple Flat Phantom 5.1C; Type: QD 000 P51 CA; Serial: 1130
- Measurement SW: DASY52, Version 52.8 (8);

Area Scan (71x71x1): Interpolated grid: $dx=1.500 \text{ mm}$, $dy=1.500 \text{ mm}$

Maximum value of SAR (interpolated) = 0.234 W/kg

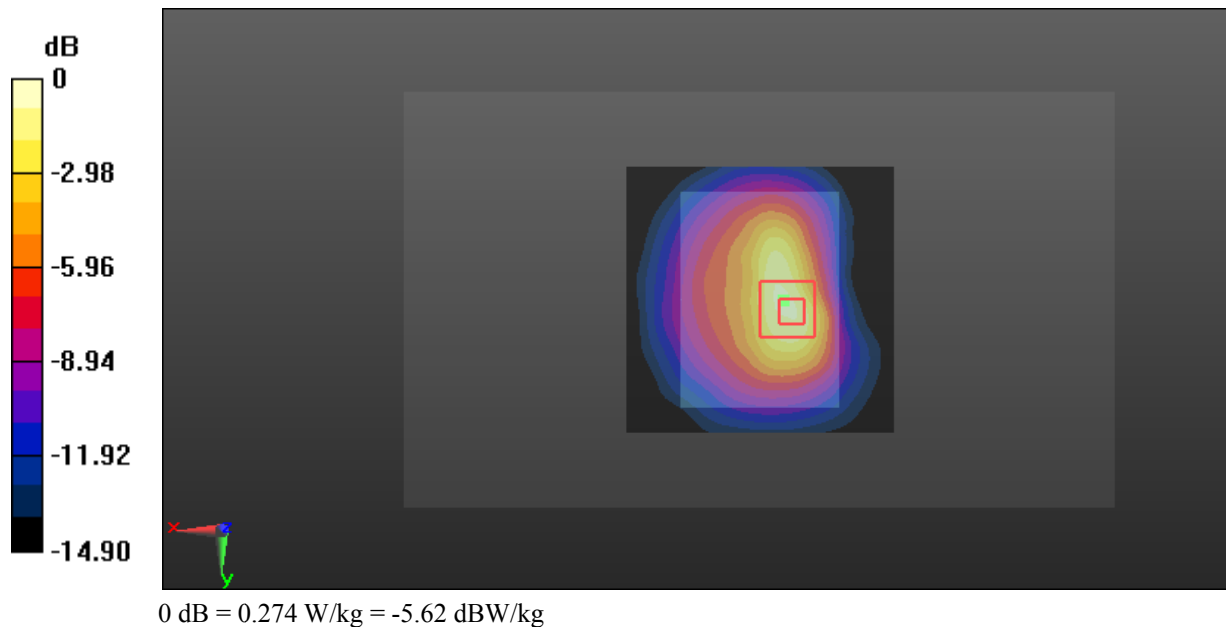
Zoom Scan (5x5x7)/Cube 0: Measurement grid: $dx=8\text{mm}$, $dy=8\text{mm}$, $dz=5\text{mm}$

Reference Value = 10.67 V/m; Power Drift = 0.04 dB

Peak SAR (extrapolated) = 0.764 W/kg

SAR(1 g) = 0.276 W/kg; SAR(10 g) = 0.125 W/kg

Maximum value of SAR (measured) = 0.274 W/kg



Test Plot 120#: LTE Band 17_Handheld Left_Middle_1RB

DUT: APOS A8; Type: APOS A8; Serial: 17122505921

Communication System: Generic FDD-LTE; Frequency: 710 MHz;Duty Cycle: 1:1
 Medium parameters used: $f = 710 \text{ MHz}$; $\sigma = 0.963 \text{ S/m}$; $\epsilon_r = 55.111$; $\rho = 1000 \text{ kg/m}^3$;
 Phantom section: Right Section


DASY5 Configuration:

- Probe: ES3DV2 - SN3019; ConvF(6.42, 6.42, 6.42); Calibrated: 2017/10/30;
- Sensor-Surface: 4mm (Mechanical Surface Detection)
- Electronics: DAE4 Sn772;Calibrated: 2017/10/9
- Phantom: Triple Flat Phantom 5.1C; Type: QD 000 P51 CA; Serial: 1130
- Measurement SW: DASY52, Version 52.8 (8);

Area Scan (101x71x1): Interpolated grid: $dx=1.500 \text{ mm}$, $dy=1.500 \text{ mm}$
 Maximum value of SAR (interpolated) = 0.0573 W/kg

Zoom Scan (5x5x4)/Cube 0: Measurement grid: $dx=8\text{mm}$, $dy=8\text{mm}$, $dz=5\text{mm}$
 Reference Value = 7.151 V/m ; Power Drift = 0.11 dB
 Peak SAR (extrapolated) = 0.0740 W/kg

SAR(1 g) = 0.051 W/kg ; SAR(10 g) = 0.036 W/kg
 Maximum value of SAR (measured) = 0.0548 W/kg



Test Plot 121#: LTE Band 17_Handheld Left_Middle_50%RB

DUT: APOS A8; Type: APOS A8; Serial: 17122505921

Communication System: Generic FDD-LTE; Frequency: 710 MHz;Duty Cycle: 1:1
 Medium parameters used: $f = 710 \text{ MHz}$; $\sigma = 0.963 \text{ S/m}$; $\epsilon_r = 55.111$; $\rho = 1000 \text{ kg/m}^3$;
 Phantom section: Right Section

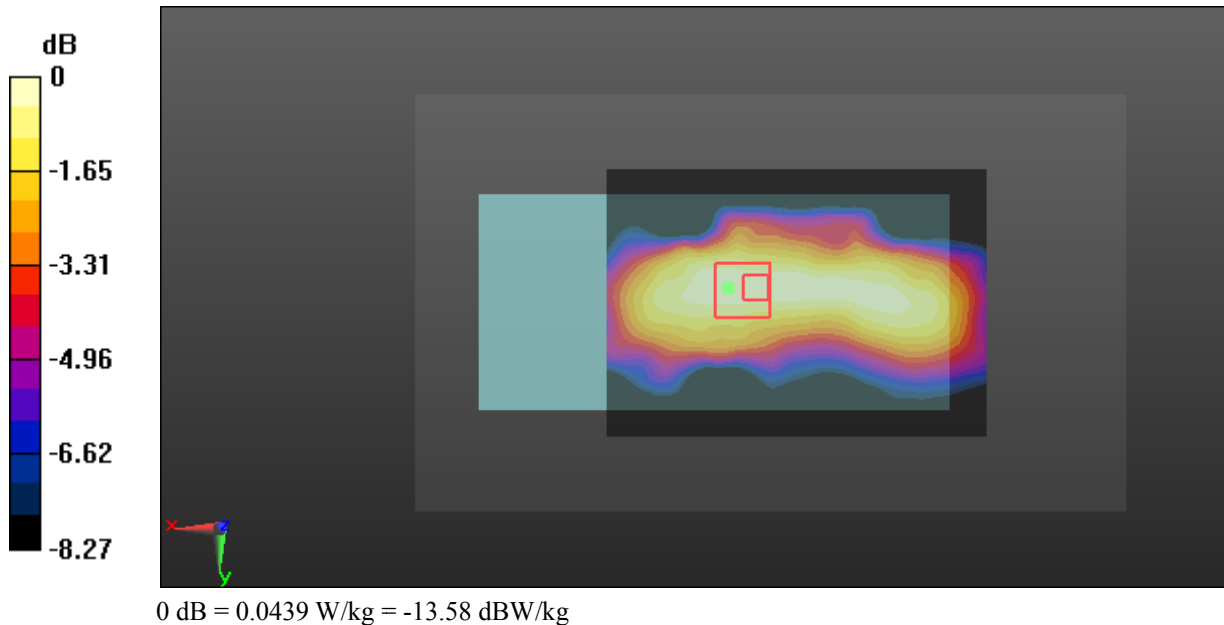
DASY5 Configuration:

- Probe: ES3DV2 - SN3019; ConvF(6.42, 6.42, 6.42); Calibrated: 2017/10/30;
- Sensor-Surface: 4mm (Mechanical Surface Detection)
- Electronics: DAE4 Sn772;Calibrated: 2017/10/9
- Phantom: Triple Flat Phantom 5.1C; Type: QD 000 P51 CA; Serial: 1130
- Measurement SW: DASY52, Version 52.8 (8);

Area Scan (101x71x1): Interpolated grid: $dx=1.500 \text{ mm}$, $dy=1.500 \text{ mm}$
 Maximum value of SAR (interpolated) = 0.0436 W/kg

Zoom Scan (5x5x4)/Cube 0: Measurement grid: $dx=8\text{mm}$, $dy=8\text{mm}$, $dz=5\text{mm}$
 Reference Value = 6.384 V/m ; Power Drift = 0.15 dB
 Peak SAR (extrapolated) = 0.0570 W/kg

SAR(1 g) = 0.041 W/kg ; SAR(10 g) = 0.028 W/kg
 Maximum value of SAR (measured) = 0.0439 W/kg



Test Plot 122#: LTE Band 17_Handheld Right_Middle_1RB

DUT: APOS A8; Type: APOS A8; Serial: 17122505921

Communication System: Generic FDD-LTE; Frequency: 710 MHz; Duty Cycle: 1:1
 Medium parameters used: $f = 710 \text{ MHz}$; $\sigma = 0.963 \text{ S/m}$; $\epsilon_r = 55.111$; $\rho = 1000 \text{ kg/m}^3$;
 Phantom section: Right Section

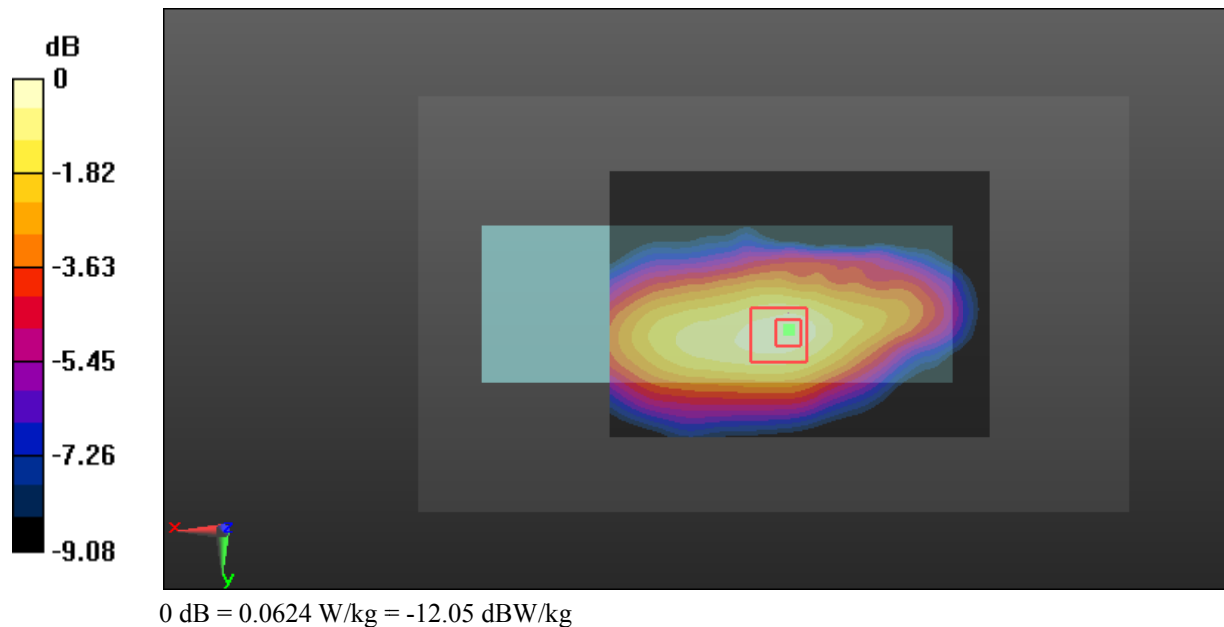
DASY5 Configuration:

- Probe: ES3DV2 - SN3019; ConvF(6.42, 6.42, 6.42); Calibrated: 2017/10/30;
- Sensor-Surface: 4mm (Mechanical Surface Detection)
- Electronics: DAE4 Sn772; Calibrated: 2017/10/9
- Phantom: Triple Flat Phantom 5.1C; Type: QD 000 P51 CA; Serial: 1130
- Measurement SW: DASY52, Version 52.8 (8);

Area Scan (101x71x1): Interpolated grid: $dx=1.500 \text{ mm}$, $dy=1.500 \text{ mm}$
 Maximum value of SAR (interpolated) = 0.0604 W/kg

Zoom Scan (5x5x4)/Cube 0: Measurement grid: $dx=8\text{mm}$, $dy=8\text{mm}$, $dz=5\text{mm}$
 Reference Value = 7.063 V/m ; Power Drift = 0.01 dB
 Peak SAR (extrapolated) = 0.0870 W/kg

SAR(1 g) = 0.057 W/kg ; SAR(10 g) = 0.039 W/kg
 Maximum value of SAR (measured) = 0.0624 W/kg



Test Plot 123#: LTE Band 17_Handheld Right_Middle_50%RB

DUT: APOS A8; Type: APOS A8; Serial: 17122505921

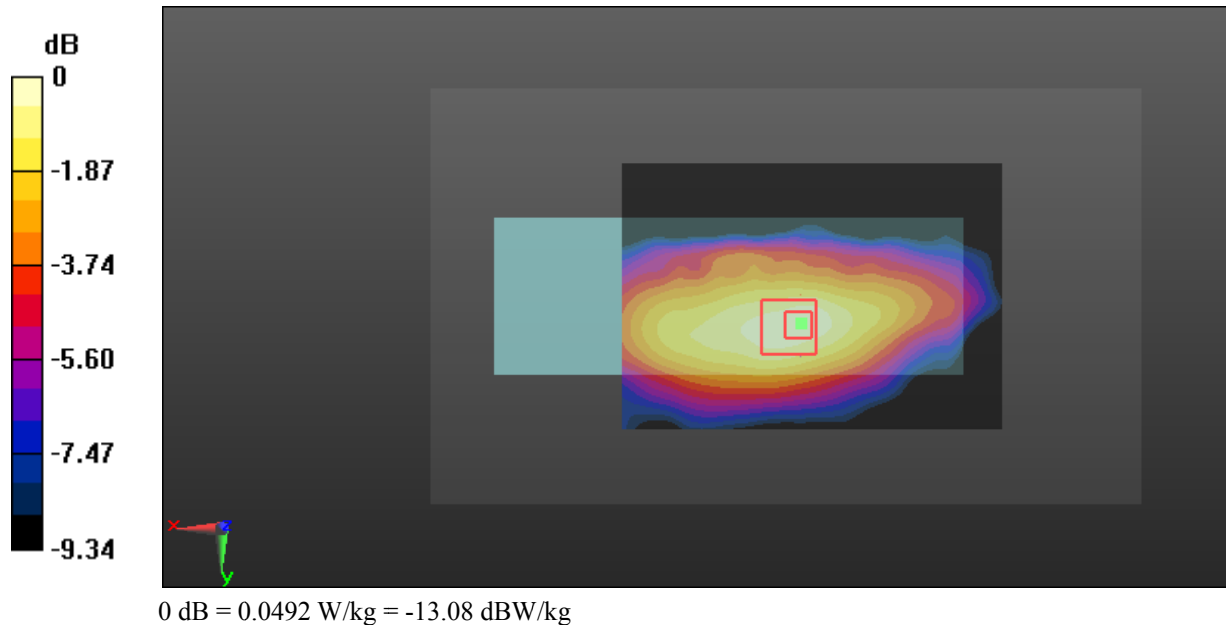
Communication System: Generic FDD-LTE; Frequency: 710 MHz; Duty Cycle: 1:1
 Medium parameters used: $f = 710 \text{ MHz}$; $\sigma = 0.963 \text{ S/m}$; $\epsilon_r = 55.111$; $\rho = 1000 \text{ kg/m}^3$;
 Phantom section: Right Section

DASY5 Configuration:

- Probe: ES3DV2 - SN3019; ConvF(6.42, 6.42, 6.42); Calibrated: 2017/10/30;
- Sensor-Surface: 4mm (Mechanical Surface Detection)
- Electronics: DAE4 Sn772; Calibrated: 2017/10/9
- Phantom: Triple Flat Phantom 5.1C; Type: QD 000 P51 CA; Serial: 1130
- Measurement SW: DASY52, Version 52.8 (8);

Area Scan (101x71x1): Interpolated grid: $dx=1.500 \text{ mm}$, $dy=1.500 \text{ mm}$
 Maximum value of SAR (interpolated) = 0.0482 W/kg

Zoom Scan (5x5x4)/Cube 0: Measurement grid: $dx=8\text{mm}$, $dy=8\text{mm}$, $dz=5\text{mm}$
 Reference Value = 6.208 V/m ; Power Drift = 0.11 dB
 Peak SAR (extrapolated) = 0.0700 W/kg
SAR(1 g) = 0.046 W/kg ; SAR(10 g) = 0.031 W/kg
 Maximum value of SAR (measured) = 0.0492 W/kg



Test Plot 124#: LTE Band 25_Body Back_Low_1RB**DUT: APOS A8; Type: APOS A8; Serial: 17122505921**

Communication System: Generic FDD-LTE; Frequency: 1860 MHz; Duty Cycle: 1:1
Medium parameters used: $f = 1860$ MHz; $\sigma = 1.467$ S/m; $\epsilon_r = 54.355$; $\rho = 1000$ kg/m³
Phantom section: Left Section

DASY5 Configuration:

- Probe: EX3DV4 - SN7431; ConvF(8, 8, 8); Calibrated: 2017/9/30;
- Sensor-Surface: 1.4mm (Mechanical Surface Detection)
- Electronics: DAE4 Sn772; Calibrated: 2017/10/9
- Phantom: Triple Flat Phantom 5.1C; Type: QD 000 P51 CA; Serial: 1130
- Measurement SW: DASY52, Version 52.8 (8);

Area Scan (71x71x1): Interpolated grid: dx=1.500 mm, dy=1.500 mm

Maximum value of SAR (interpolated) = 0.966 W/kg


Zoom Scan (5x5x7)/Cube 0: Measurement grid: dx=8mm, dy=8mm, dz=5mm

Reference Value = 2.120 V/m; Power Drift = 0.19 dB

Peak SAR (extrapolated) = 1.42 W/kg

SAR(1 g) = 0.817 W/kg; SAR(10 g) = 0.453 W/kg

Maximum value of SAR (measured) = 0.902 W/kg



0 dB = 0.902 W/kg = -0.45 dBW/kg

Test Plot 125#: LTE Band 25_Body Back_Middle_1RB**DUT: APOS A8; Type: APOS A8; Serial: 17122505921**

Communication System: Generic FDD-LTE; Frequency: 1882.5 MHz; Duty Cycle: 1:1

Medium parameters used: $f = 1882.5$ MHz; $\sigma = 1.48$ S/m; $\epsilon_r = 54.284$; $\rho = 1000$ kg/m³

Phantom section: Left Section

DASY5 Configuration:

- Probe: EX3DV4 - SN7431; ConvF(8, 8, 8); Calibrated: 2017/9/30;
- Sensor-Surface: 1.4mm (Mechanical Surface Detection)
- Electronics: DAE4 Sn772; Calibrated: 2017/10/9
- Phantom: Triple Flat Phantom 5.1C; Type: QD 000 P51 CA; Serial: 1130
- Measurement SW: DASY52, Version 52.8 (8);

Area Scan (71x71x1): Interpolated grid: dx=1.500 mm, dy=1.500 mm

Maximum value of SAR (interpolated) = 0.926 W/kg


Zoom Scan (5x5x7)/Cube 0: Measurement grid: dx=8mm, dy=8mm, dz=5mm

Reference Value = 1.949 V/m; Power Drift = 0.17 dB

Peak SAR (extrapolated) = 1.38 W/kg

SAR(1 g) = 0.791 W/kg; SAR(10 g) = 0.447 W/kg

Maximum value of SAR (measured) = 0.855 W/kg



Test Plot 126#: LTE Band 25_Body Back_High_1RB**DUT: APOS A8; Type: APOS A8; Serial: 17122505921**

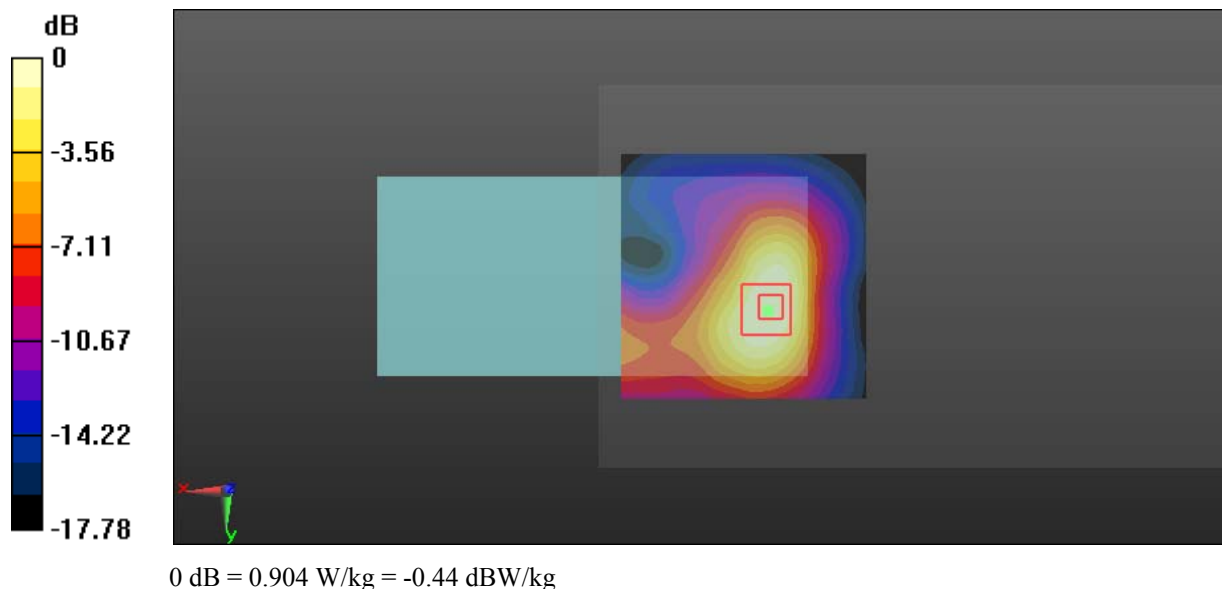
Communication System: Generic FDD-LTE; Frequency: 1905 MHz; Duty Cycle: 1:1
Medium parameters used: $f = 1905$ MHz; $\sigma = 1.525$ S/m; $\epsilon_r = 54.174$; $\rho = 1000$ kg/m³
Phantom section: Left Section

DASY5 Configuration:

- Probe: EX3DV4 - SN7431; ConvF(8, 8, 8); Calibrated: 2017/9/30;
- Sensor-Surface: 1.4mm (Mechanical Surface Detection)
- Electronics: DAE4 Sn772; Calibrated: 2017/10/9
- Phantom: Triple Flat Phantom 5.1C; Type: QD 000 P51 CA; Serial: 1130
- Measurement SW: DASY52, Version 52.8 (8);

Area Scan (71x71x1): Interpolated grid: dx=1.500 mm, dy=1.500 mm
Maximum value of SAR (interpolated) = 0.969 W/kg

Zoom Scan (5x5x7)/Cube 0: Measurement grid: dx=8mm, dy=8mm, dz=5mm
Reference Value = 2.070 V/m; Power Drift = -0.12 dB
Peak SAR (extrapolated) = 1.45 W/kg
SAR(1 g) = 0.827 W/kg; SAR(10 g) = 0.465 W/kg
Maximum value of SAR (measured) = 0.904 W/kg



Test Plot 127#: LTE Band 25_Body Back_Middle_50%RB**DUT: APOS A8; Type: APOS A8; Serial: 17122505921**

Communication System: Generic FDD-LTE; Frequency: 1882.5 MHz; Duty Cycle: 1:1

Medium parameters used: $f = 1882.5$ MHz; $\sigma = 1.48$ S/m; $\epsilon_r = 54.284$; $\rho = 1000$ kg/m³

Phantom section: Left Section

DASY5 Configuration:

- Probe: EX3DV4 - SN7431; ConvF(8, 8, 8); Calibrated: 2017/9/30;
- Sensor-Surface: 1.4mm (Mechanical Surface Detection)
- Electronics: DAE4 Sn772; Calibrated: 2017/10/9
- Phantom: Triple Flat Phantom 5.1C; Type: QD 000 P51 CA; Serial: 1130
- Measurement SW: DASY52, Version 52.8 (8);

Area Scan (71x71x1): Interpolated grid: dx=1.500 mm, dy=1.500 mm

Maximum value of SAR (interpolated) = 0.712 W/kg


Zoom Scan (5x5x7)/Cube 0: Measurement grid: dx=8mm, dy=8mm, dz=5mm

Reference Value = 1.812 V/m; Power Drift = 0.16 dB

Peak SAR (extrapolated) = 1.05 W/kg

SAR(1 g) = 0.604 W/kg; SAR(10 g) = 0.344 W/kg

Maximum value of SAR (measured) = 0.653 W/kg



0 dB = 0.653 W/kg = -1.85 dBW/kg

Test Plot 128#: LTE Band 25_Body Bottom_Low_1RB**DUT: APOS A8; Type: APOS A8; Serial: 17122505921**

Communication System: Generic FDD-LTE; Frequency: 1860 MHz; Duty Cycle: 1:1

Medium parameters used: $f = 1860$ MHz; $\sigma = 1.467$ S/m; $\epsilon_r = 54.355$; $\rho = 1000$ kg/m³

Phantom section: Left Section

DASY5 Configuration:

- Probe: EX3DV4 - SN7431; ConvF(8, 8, 8); Calibrated: 2017/9/30;
- Sensor-Surface: 1.4mm (Mechanical Surface Detection)
- Electronics: DAE4 Sn772; Calibrated: 2017/10/9
- Phantom: Triple Flat Phantom 5.1C; Type: QD 000 P51 CA; Serial: 1130
- Measurement SW: DASY52, Version 52.8 (8);

Area Scan (71x71x1): Interpolated grid: dx=1.500 mm, dy=1.500 mm

Maximum value of SAR (interpolated) = 1.28 W/kg


Zoom Scan (5x5x7)/Cube 0: Measurement grid: dx=8mm, dy=8mm, dz=5mm

Reference Value = 17.77 V/m; Power Drift = 0.09 dB

Peak SAR (extrapolated) = 1.72 W/kg

SAR(1 g) = 0.825 W/kg; SAR(10 g) = 0.417 W/kg

Maximum value of SAR (measured) = 1.39 W/kg



0 dB = 1.39 W/kg = 1.43 dBW/kg

Test Plot 129#: LTE Band 25_Body Bottom_Middle_1RB**DUT: APOS A8; Type: APOS A8; Serial: 17122505921**


Communication System: Generic FDD-LTE; Frequency: 1882.5 MHz; Duty Cycle: 1:1
Medium parameters used: $f = 1882.5$ MHz; $\sigma = 1.48$ S/m; $\epsilon_r = 54.284$; $\rho = 1000$ kg/m³
Phantom section: Left Section

DASY5 Configuration:

- Probe: EX3DV4 - SN7431; ConvF(8, 8, 8); Calibrated: 2017/9/30;
- Sensor-Surface: 1.4mm (Mechanical Surface Detection)
- Electronics: DAE4 Sn772; Calibrated: 2017/10/9
- Phantom: Triple Flat Phantom 5.1C; Type: QD 000 P51 CA; Serial: 1130
- Measurement SW: DASY52, Version 52.8 (8);

Area Scan (71x71x1): Interpolated grid: dx=1.500 mm, dy=1.500 mm
Maximum value of SAR (interpolated) = 1.26 W/kg

Zoom Scan (5x5x7)/Cube 0: Measurement grid: dx=8mm, dy=8mm, dz=5mm
Reference Value = 16.94 V/m; Power Drift = 0.16 dB
Peak SAR (extrapolated) = 1.69 W/kg
SAR(1 g) = 0.799 W/kg; SAR(10 g) = 0.402 W/kg
Maximum value of SAR (measured) = 1.34 W/kg



Test Plot 130#: LTE Band 25_Body Bottom_High_1RB**DUT: APOS A8; Type: APOS A8; Serial: 17122505921**


Communication System: Generic FDD-LTE; Frequency: 1905 MHz; Duty Cycle: 1:1
Medium parameters used: $f = 1905$ MHz; $\sigma = 1.525$ S/m; $\epsilon_r = 54.174$; $\rho = 1000$ kg/m³
Phantom section: Left Section

DASY5 Configuration:

- Probe: EX3DV4 - SN7431; ConvF(8, 8, 8); Calibrated: 2017/9/30;
- Sensor-Surface: 1.4mm (Mechanical Surface Detection)
- Electronics: DAE4 Sn772; Calibrated: 2017/10/9
- Phantom: Triple Flat Phantom 5.1C; Type: QD 000 P51 CA; Serial: 1130
- Measurement SW: DASY52, Version 52.8 (8);

Area Scan (71x71x1): Interpolated grid: dx=1.500 mm, dy=1.500 mm
Maximum value of SAR (interpolated) = 1.35 W/kg

Zoom Scan (5x5x7)/Cube 0: Measurement grid: dx=8mm, dy=8mm, dz=5mm
Reference Value = 33.13 V/m; Power Drift = -0.02 dB
Peak SAR (extrapolated) = 1.77 W/kg
SAR(1 g) = 0.858 W/kg; SAR(10 g) = 0.436 W/kg
Maximum value of SAR (measured) = 1.42 W/kg



0 dB = 1.42 W/kg = 1.52 dBW/kg

Test Plot 131#: LTE Band 25_Body Bottom_Middle_50%RB**DUT: APOS A8; Type: APOS A8; Serial: 17122505921**

Communication System: Generic FDD-LTE; Frequency: 1882.5 MHz; Duty Cycle: 1:1

Medium parameters used: $f = 1882.5$ MHz; $\sigma = 1.48$ S/m; $\epsilon_r = 54.284$; $\rho = 1000$ kg/m³

Phantom section: Left Section

DASY5 Configuration:

- Probe: EX3DV4 - SN7431; ConvF(8, 8, 8); Calibrated: 2017/9/30;
- Sensor-Surface: 1.4mm (Mechanical Surface Detection)
- Electronics: DAE4 Sn772; Calibrated: 2017/10/9
- Phantom: Triple Flat Phantom 5.1C; Type: QD 000 P51 CA; Serial: 1130
- Measurement SW: DASY52, Version 52.8 (8);

Area Scan (71x71x1): Interpolated grid: dx=1.500 mm, dy=1.500 mm

Maximum value of SAR (interpolated) = 0.974 W/kg


Zoom Scan (5x5x7)/Cube 0: Measurement grid: dx=8mm, dy=8mm, dz=5mm

Reference Value = 15.47 V/m; Power Drift = -0.05 dB

Peak SAR (extrapolated) = 1.31 W/kg

SAR(1 g) = 0.618 W/kg; SAR(10 g) = 0.312 W/kg

Maximum value of SAR (measured) = 1.05 W/kg



0 dB = 1.05 W/kg = 0.21 dBW/kg

Test Plot 132#: LTE Band 25_Handheld Left_Middle_1RB**DUT: APOS A8; Type: APOS A8; Serial: 17122505921**

Communication System: Generic FDD-LTE; Frequency: 1882.5 MHz; Duty Cycle: 1:1

Medium parameters used: $f = 1882.5$ MHz; $\sigma = 1.48$ S/m; $\epsilon_r = 54.284$; $\rho = 1000$ kg/m³

Phantom section: Left Section

DASY5 Configuration:

- Probe: EX3DV4 - SN7431; ConvF(8, 8, 8); Calibrated: 2017/9/30;
- Sensor-Surface: 1.4mm (Mechanical Surface Detection)
- Electronics: DAE4 Sn772; Calibrated: 2017/10/9
- Phantom: Triple Flat Phantom 5.1C; Type: QD 000 P51 CA; Serial: 1130
- Measurement SW: DASY52, Version 52.8 (8);

Area Scan (71x71x1): Interpolated grid: dx=1.500 mm, dy=1.500 mm

Maximum value of SAR (interpolated) = 0.210 W/kg


Zoom Scan (5x5x7)/Cube 0: Measurement grid: dx=8mm, dy=8mm, dz=5mm

Reference Value = 10.75 V/m; Power Drift = -0.06 dB

Peak SAR (extrapolated) = 0.364 W/kg

SAR(1 g) = 0.204 W/kg; SAR(10 g) = 0.113 W/kg

Maximum value of SAR (measured) = 0.229 W/kg



0 dB = 0.229 W/kg = -6.40 dBW/kg

Test Plot 133#: LTE Band 25_Handheld Left_Middle_50%RB**DUT: APOS A8; Type: APOS A8; Serial: 17122505921**

Communication System: Generic FDD-LTE; Frequency: 1882.5 MHz; Duty Cycle: 1:1

Medium parameters used: $f = 1882.5$ MHz; $\sigma = 1.48$ S/m; $\epsilon_r = 54.284$; $\rho = 1000$ kg/m³

Phantom section: Left Section

DASY5 Configuration:

- Probe: EX3DV4 - SN7431; ConvF(8, 8, 8); Calibrated: 2017/9/30;
- Sensor-Surface: 1.4mm (Mechanical Surface Detection)
- Electronics: DAE4 Sn772; Calibrated: 2017/10/9
- Phantom: Triple Flat Phantom 5.1C; Type: QD 000 P51 CA; Serial: 1130
- Measurement SW: DASY52, Version 52.8 (8);

Area Scan (71x71x1): Interpolated grid: dx=1.500 mm, dy=1.500 mm

Maximum value of SAR (interpolated) = 0.154 W/kg


Zoom Scan (5x5x7)/Cube 0: Measurement grid: dx=8mm, dy=8mm, dz=5mm

Reference Value = 9.190 V/m; Power Drift = -0.05 dB

Peak SAR (extrapolated) = 0.274 W/kg

SAR(1 g) = 0.153 W/kg; SAR(10 g) = 0.085 W/kg

Maximum value of SAR (measured) = 0.171 W/kg



0 dB = 0.171 W/kg = -7.67 dBW/kg

Test Plot 134#: LTE Band 25_Handheld Right_Middle_1RB**DUT: APOS A8; Type: APOS A8; Serial: 17122505921**

Communication System: Generic FDD-LTE; Frequency: 1882.5 MHz; Duty Cycle: 1:1

Medium parameters used: $f = 1882.5$ MHz; $\sigma = 1.48$ S/m; $\epsilon_r = 54.284$; $\rho = 1000$ kg/m³

Phantom section: Left Section

DASY5 Configuration:

- Probe: EX3DV4 - SN7431; ConvF(8, 8, 8); Calibrated: 2017/9/30;
- Sensor-Surface: 1.4mm (Mechanical Surface Detection)
- Electronics: DAE4 Sn772; Calibrated: 2017/10/9
- Phantom: Triple Flat Phantom 5.1C; Type: QD 000 P51 CA; Serial: 1130
- Measurement SW: DASY52, Version 52.8 (8);

Area Scan (71x71x1): Interpolated grid: dx=1.500 mm, dy=1.500 mm

Maximum value of SAR (interpolated) = 0.841 W/kg


Zoom Scan (5x5x7)/Cube 0: Measurement grid: dx=8mm, dy=8mm, dz=5mm

Reference Value = 14.69 V/m; Power Drift = 0.18 dB

Peak SAR (extrapolated) = 1.35 W/kg

SAR(1 g) = 0.738 W/kg; SAR(10 g) = 0.396 W/kg

Maximum value of SAR (measured) = 0.809 W/kg



0 dB = 0.809 W/kg = -0.92 dBW/kg

Test Plot 135#: LTE Band 25_Handheld Right_Middle_50%RB**DUT: APOS A8; Type: APOS A8; Serial: 17122505921**

Communication System: Generic FDD-LTE; Frequency: 1882.5 MHz; Duty Cycle: 1:1

Medium parameters used: $f = 1882.5$ MHz; $\sigma = 1.48$ S/m; $\epsilon_r = 54.284$; $\rho = 1000$ kg/m³

Phantom section: Left Section

DASY5 Configuration:

- Probe: EX3DV4 - SN7431; ConvF(8, 8, 8); Calibrated: 2017/9/30;
- Sensor-Surface: 1.4mm (Mechanical Surface Detection)
- Electronics: DAE4 Sn772; Calibrated: 2017/10/9
- Phantom: Triple Flat Phantom 5.1C; Type: QD 000 P51 CA; Serial: 1130
- Measurement SW: DASY52, Version 52.8 (8);

Area Scan (71x71x1): Interpolated grid: dx=1.500 mm, dy=1.500 mm

Maximum value of SAR (interpolated) = 0.640 W/kg


Zoom Scan (5x5x7)/Cube 0: Measurement grid: dx=8mm, dy=8mm, dz=5mm

Reference Value = 12.79 V/m; Power Drift = 0.14 dB

Peak SAR (extrapolated) = 1.04 W/kg

SAR(1 g) = 0.566 W/kg; SAR(10 g) = 0.302 W/kg

Maximum value of SAR (measured) = 0.624 W/kg



0 dB = 0.624 W/kg = -2.05 dBW/kg

Test Plot 136#: LTE Band 26_Body Back_Low_1RB**DUT: APOS A8; Type: APOS A8; Serial: 17122505921**

Communication System: Generic FDD-LTE; Frequency: 822.5 MHz; Duty Cycle: 1:1
Medium parameters used: $f = 822.5$ MHz; $\sigma = 0.939$ S/m; $\epsilon_r = 57.461$; $\rho = 1000$ kg/m³ ;
Phantom section: Right Section

DASY5 Configuration:

- Probe: ES3DV2 - SN3019; ConvF(6.42, 6.42, 6.42); Calibrated: 2017/10/30;
- Sensor-Surface: 4mm (Mechanical Surface Detection)
- Electronics: DAE4 Sn772; Calibrated: 2017/10/9
- Phantom: Triple Flat Phantom 5.1C; Type: QD 000 P51 CA; Serial: 1130
- Measurement SW: DASY52, Version 52.8 (8);

Area Scan (91x71x1): Interpolated grid: dx=1.500 mm, dy=1.500 mm

Maximum value of SAR (interpolated) = 1.32 W/kg

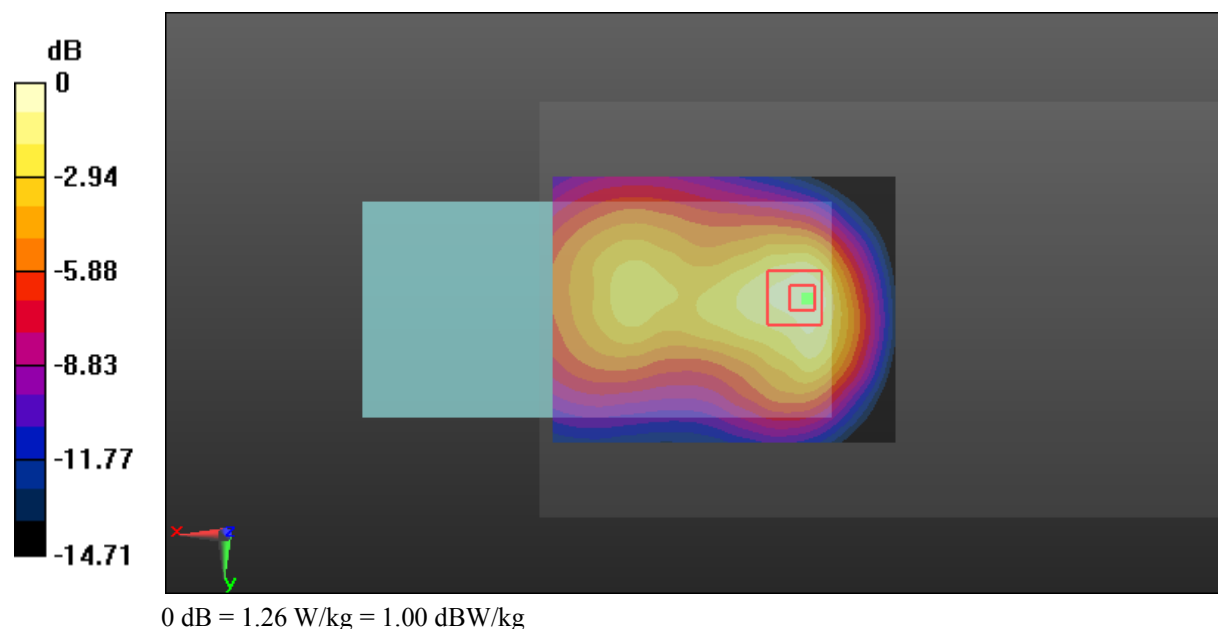
Zoom Scan (6x5x7)/Cube 0: Measurement grid: dx=8mm, dy=8mm, dz=5mm

Reference Value = 8.530 V/m; Power Drift = -0.19 dB

Peak SAR (extrapolated) = 2.29 W/kg

SAR(1 g) = 1.16 W/kg; SAR(10 g) = 0.661 W/kg

Maximum value of SAR (measured) = 1.26 W/kg



Test Plot 137#: LTE Band 26_Body Back_Middle_1RB**DUT: APOS A8; Type: APOS A8; Serial: 17122505921**

Communication System: Generic FDD-LTE; Frequency: 831.5 MHz; Duty Cycle: 1:1
Medium parameters used: $f = 831.5$ MHz; $\sigma = 0.954$ S/m; $\epsilon_r = 57.293$; $\rho = 1000$ kg/m³ ;
Phantom section: Right Section

DASY5 Configuration:

- Probe: ES3DV2 - SN3019; ConvF(6.42, 6.42, 6.42); Calibrated: 2017/10/30;
- Sensor-Surface: 4mm (Mechanical Surface Detection)
- Electronics: DAE4 Sn772; Calibrated: 2017/10/9
- Phantom: Triple Flat Phantom 5.1C; Type: QD 000 P51 CA; Serial: 1130
- Measurement SW: DASY52, Version 52.8 (8);

Area Scan (91x71x1): Interpolated grid: dx=1.500 mm, dy=1.500 mm

Maximum value of SAR (interpolated) = 1.22 W/kg

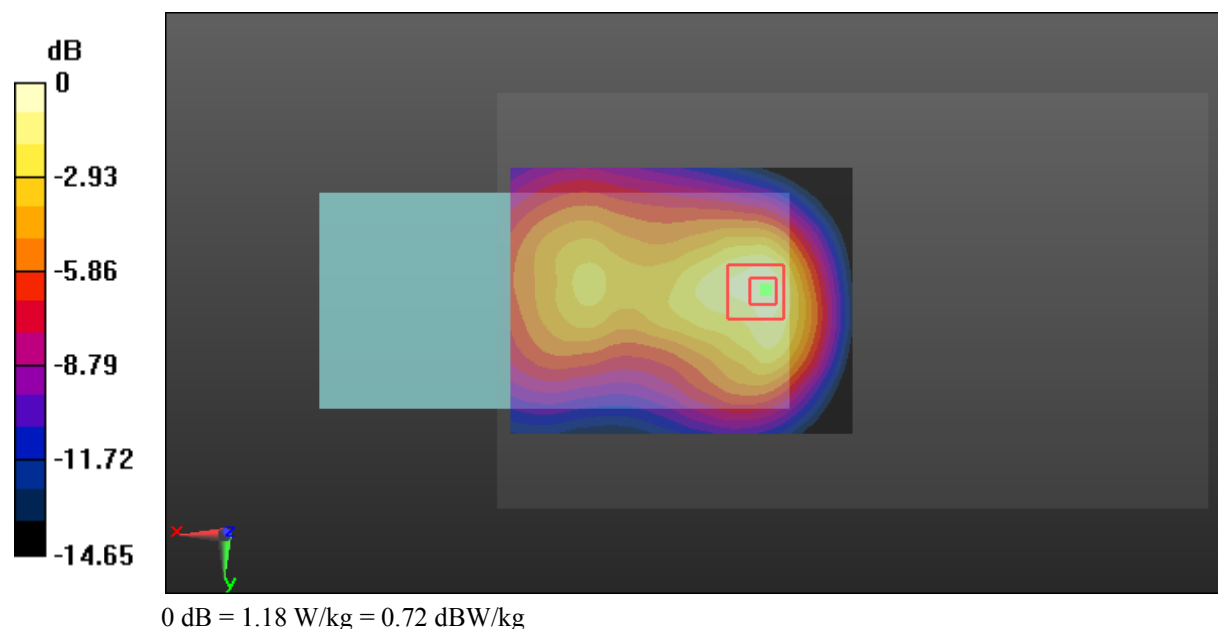
Zoom Scan (5x5x7)/Cube 0: Measurement grid: dx=8mm, dy=8mm, dz=5mm

Reference Value = 7.466 V/m; Power Drift = -0.13 dB

Peak SAR (extrapolated) = 2.16 W/kg

SAR(1 g) = 1.07 W/kg; SAR(10 g) = 0.608 W/kg

Maximum value of SAR (measured) = 1.18 W/kg



Test Plot 138#: LTE Band 26_Body Back_High_1RB**DUT: APOS A8; Type: APOS A8; Serial: 17122505921**

Communication System: Generic FDD-LTE; Frequency: 841.5 MHz; Duty Cycle: 1:1
Medium parameters used: $f = 841.5$ MHz; $\sigma = 0.959$ S/m; $\epsilon_r = 57.167$; $\rho = 1000$ kg/m³ ;
Phantom section: Right Section

DASY5 Configuration:

- Probe: ES3DV2 - SN3019; ConvF(6.42, 6.42, 6.42); Calibrated: 2017/10/30;
- Sensor-Surface: 4mm (Mechanical Surface Detection)
- Electronics: DAE4 Sn772; Calibrated: 2017/10/9
- Phantom: Triple Flat Phantom 5.1C; Type: QD 000 P51 CA; Serial: 1130
- Measurement SW: DASY52, Version 52.8 (8);

Area Scan (91x71x1): Interpolated grid: dx=1.500 mm, dy=1.500 mm

Maximum value of SAR (interpolated) = 1.13 W/kg

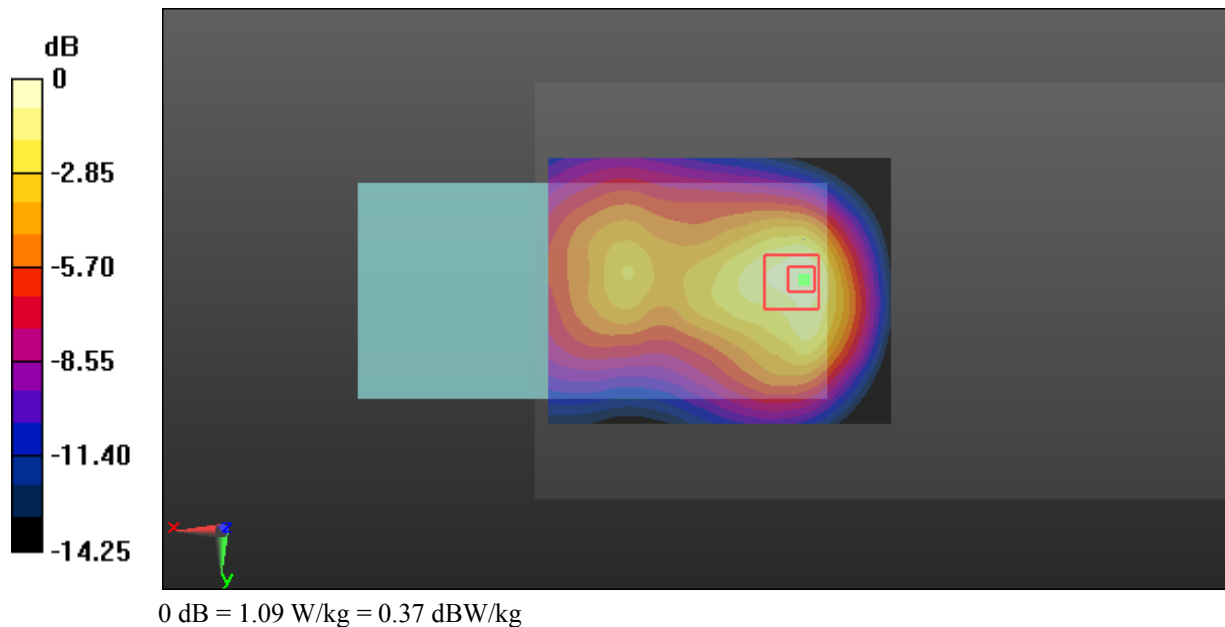
Zoom Scan (5x5x7)/Cube 0: Measurement grid: dx=8mm, dy=8mm, dz=5mm

Reference Value = 6.684 V/m; Power Drift = -0.12 dB

Peak SAR (extrapolated) = 1.94 W/kg

SAR(1 g) = 0.987 W/kg; SAR(10 g) = 0.568 W/kg

Maximum value of SAR (measured) = 1.09 W/kg



Test Plot 139#: LTE Band 26_Body Back_Low_50%RB

DUT: APOS A8; Type: APOS A8; Serial: 17122505921

Communication System: Generic FDD-LTE; Frequency: 822.5 MHz; Duty Cycle: 1:1
 Medium parameters used: $f = 822.5 \text{ MHz}$; $\sigma = 0.939 \text{ S/m}$; $\epsilon_r = 57.461$; $\rho = 1000 \text{ kg/m}^3$;
 Phantom section: Right Section

DASY5 Configuration:

- Probe: ES3DV2 - SN3019; ConvF(6.42, 6.42, 6.42); Calibrated: 2017/10/30;
- Sensor-Surface: 4mm (Mechanical Surface Detection)
- Electronics: DAE4 Sn772; Calibrated: 2017/10/9
- Phantom: Triple Flat Phantom 5.1C; Type: QD 000 P51 CA; Serial: 1130
- Measurement SW: DASY52, Version 52.8 (8);

Area Scan (91x71x1): Interpolated grid: $dx=1.500 \text{ mm}$, $dy=1.500 \text{ mm}$

Maximum value of SAR (interpolated) = 0.899 W/kg

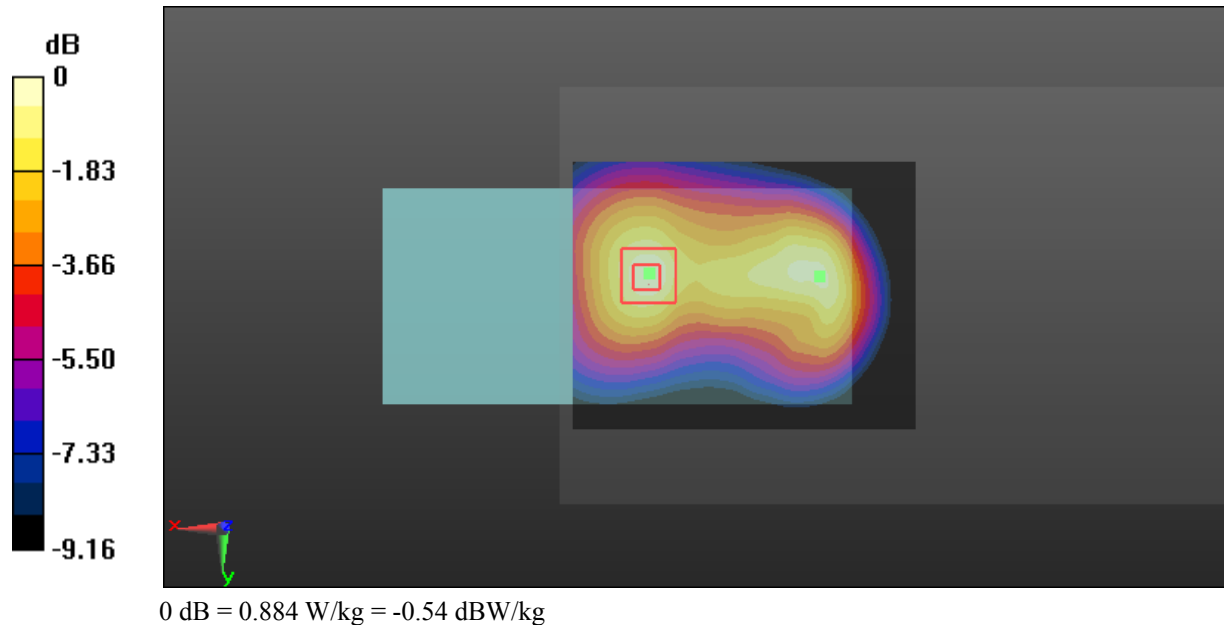
Zoom Scan (5x5x7)/Cube 0: Measurement grid: $dx=8\text{mm}$, $dy=8\text{mm}$, $dz=5\text{mm}$

Reference Value = 4.994 V/m; Power Drift = 0.02 dB

Peak SAR (extrapolated) = 1.22 W/kg

SAR(1 g) = 0.812 W/kg; SAR(10 g) = 0.554 W/kg

Maximum value of SAR (measured) = 0.884 W/kg



Test Plot 140#: LTE Band 26_Body Back_Middle_50%RB

DUT: APOS A8; Type: APOS A8; Serial: 17122505921

Communication System: Generic FDD-LTE; Frequency: 831.5 MHz; Duty Cycle: 1:1
 Medium parameters used: $f = 831.5 \text{ MHz}$; $\sigma = 0.954 \text{ S/m}$; $\epsilon_r = 57.293$; $\rho = 1000 \text{ kg/m}^3$;
 Phantom section: Right Section

DASY5 Configuration:

- Probe: ES3DV2 - SN3019; ConvF(6.42, 6.42, 6.42); Calibrated: 2017/10/30;
- Sensor-Surface: 4mm (Mechanical Surface Detection)
- Electronics: DAE4 Sn772; Calibrated: 2017/10/9
- Phantom: Triple Flat Phantom 5.1C; Type: QD 000 P51 CA; Serial: 1130
- Measurement SW: DASY52, Version 52.8 (8);

Area Scan (91x71x1): Interpolated grid: $dx=1.500 \text{ mm}$, $dy=1.500 \text{ mm}$

Maximum value of SAR (interpolated) = 0.893 W/kg

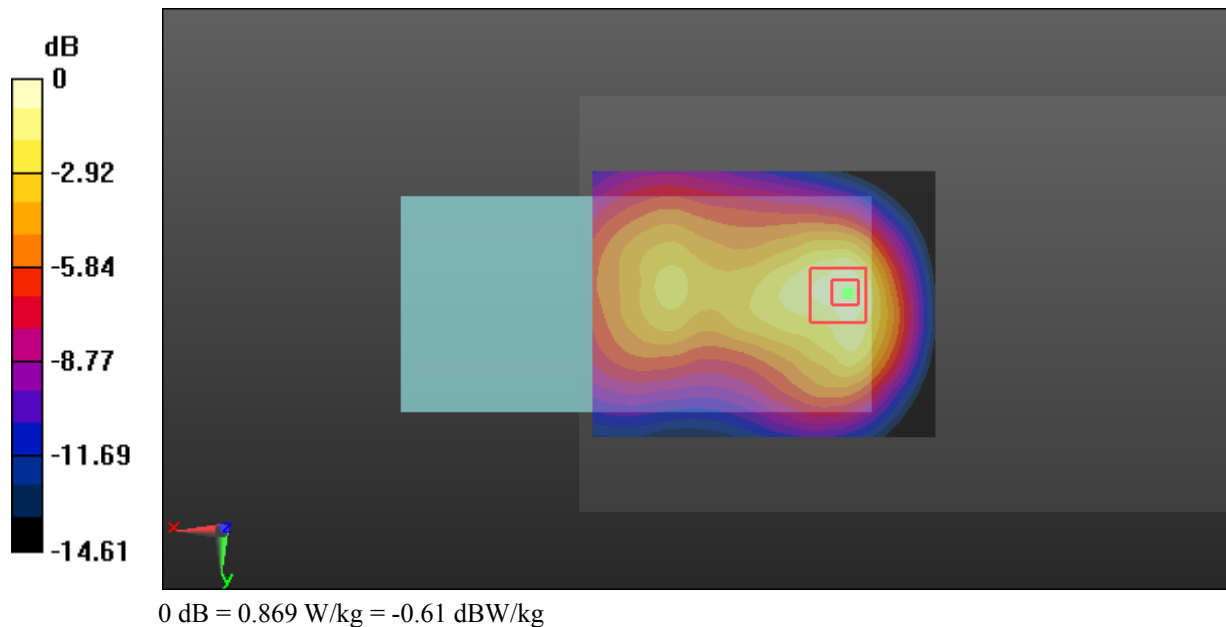
Zoom Scan (5x5x7)/Cube 0: Measurement grid: $dx=8\text{mm}$, $dy=8\text{mm}$, $dz=5\text{mm}$

Reference Value = 6.371 V/m; Power Drift = -0.19 dB

Peak SAR (extrapolated) = 1.55 W/kg

SAR(1 g) = 0.785 W/kg; SAR(10 g) = 0.445 W/kg

Maximum value of SAR (measured) = 0.869 W/kg



Test Plot 141#: LTE Band 26_Body Back_High_50%RB

DUT: APOS A8; Type: APOS A8; Serial: 17122505921

Communication System: Generic FDD-LTE; Frequency: 841.5 MHz; Duty Cycle: 1:1
 Medium parameters used: $f = 841.5 \text{ MHz}$; $\sigma = 0.959 \text{ S/m}$; $\epsilon_r = 57.167$; $\rho = 1000 \text{ kg/m}^3$;
 Phantom section: Right Section

DASY5 Configuration:

- Probe: ES3DV2 - SN3019; ConvF(6.42, 6.42, 6.42); Calibrated: 2017/10/30;
- Sensor-Surface: 4mm (Mechanical Surface Detection)
- Electronics: DAE4 Sn772; Calibrated: 2017/10/9
- Phantom: Triple Flat Phantom 5.1C; Type: QD 000 P51 CA; Serial: 1130
- Measurement SW: DASY52, Version 52.8 (8);

Area Scan (91x71x1): Interpolated grid: $dx=1.500 \text{ mm}$, $dy=1.500 \text{ mm}$

Maximum value of SAR (interpolated) = 0.788 W/kg

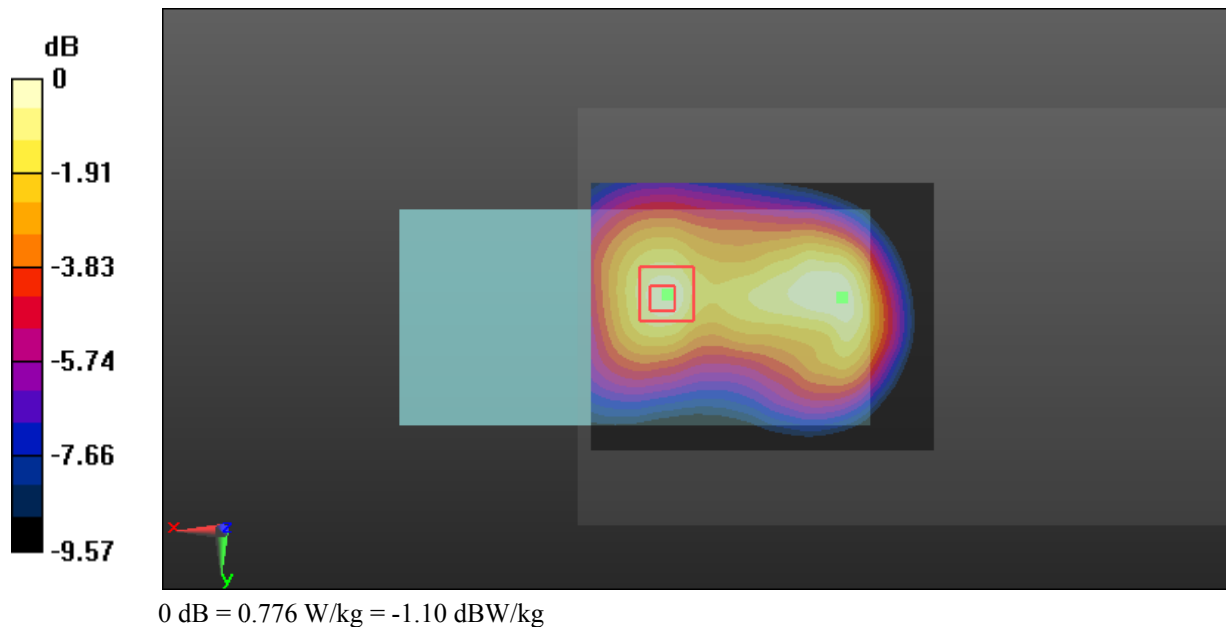
Zoom Scan (5x5x7)/Cube 0: Measurement grid: $dx=8\text{mm}$, $dy=8\text{mm}$, $dz=5\text{mm}$

Reference Value = 6.471 V/m; Power Drift = -0.17 dB

Peak SAR (extrapolated) = 1.12 W/kg

SAR(1 g) = 0.712 W/kg; SAR(10 g) = 0.475 W/kg

Maximum value of SAR (measured) = 0.776 W/kg



Test Plot 142#: LTE Band 26_Body Back_Low_100%RB**DUT: APOS A8; Type: APOS A8; Serial: 17122505921**

Communication System: Generic FDD-LTE; Frequency: 822.5 MHz; Duty Cycle: 1:1
Medium parameters used: $f = 822.5$ MHz; $\sigma = 0.939$ S/m; $\epsilon_r = 57.461$; $\rho = 1000$ kg/m³ ;
Phantom section: Right Section

DASY5 Configuration:

- Probe: ES3DV2 - SN3019; ConvF(6.42, 6.42, 6.42); Calibrated: 2017/10/30;
- Sensor-Surface: 4mm (Mechanical Surface Detection)
- Electronics: DAE4 Sn772; Calibrated: 2017/10/9
- Phantom: Triple Flat Phantom 5.1C; Type: QD 000 P51 CA; Serial: 1130
- Measurement SW: DASY52, Version 52.8 (8);

Area Scan (91x71x1): Interpolated grid: dx=1.500 mm, dy=1.500 mm

Maximum value of SAR (interpolated) = 1.12 W/kg

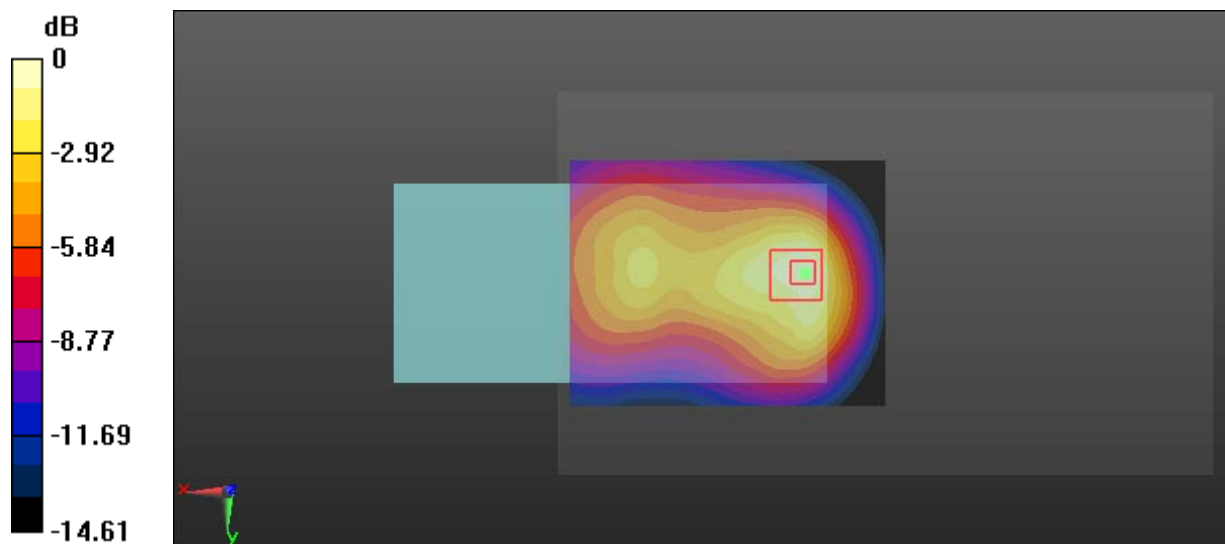
Zoom Scan (5x5x7)/Cube 0: Measurement grid: dx=8mm, dy=8mm, dz=5mm

Reference Value = 7.371 V/m; Power Drift = -0.19 dB

Peak SAR (extrapolated) = 1.95 W/kg

SAR(1 g) = 0.985 W/kg; SAR(10 g) = 0.559 W/kg

Maximum value of SAR (measured) = 1.09 W/kg



0 dB = 1.09 W/kg = 0.37 dBW/kg

Test Plot 143#: LTE Band 26_Body Bottom_Low_1RB**DUT: APOS A8; Type: APOS A8; Serial: 17122505921**

Communication System: Generic FDD-LTE; Frequency: 822.5 MHz; Duty Cycle: 1:1
Medium parameters used: $f = 822.5$ MHz; $\sigma = 0.939$ S/m; $\epsilon_r = 57.461$; $\rho = 1000$ kg/m³ ;
Phantom section: Right Section

DASY5 Configuration:

- Probe: ES3DV2 - SN3019; ConvF(6.42, 6.42, 6.42); Calibrated: 2017/10/30;
- Sensor-Surface: 4mm (Mechanical Surface Detection)
- Electronics: DAE4 Sn772; Calibrated: 2017/10/9
- Phantom: Triple Flat Phantom 5.1C; Type: QD 000 P51 CA; Serial: 1130
- Measurement SW: DASY52, Version 52.8 (8);

Area Scan (71x71x1): Interpolated grid: dx=1.500 mm, dy=1.500 mm

Maximum value of SAR (interpolated) = 1.16 W/kg

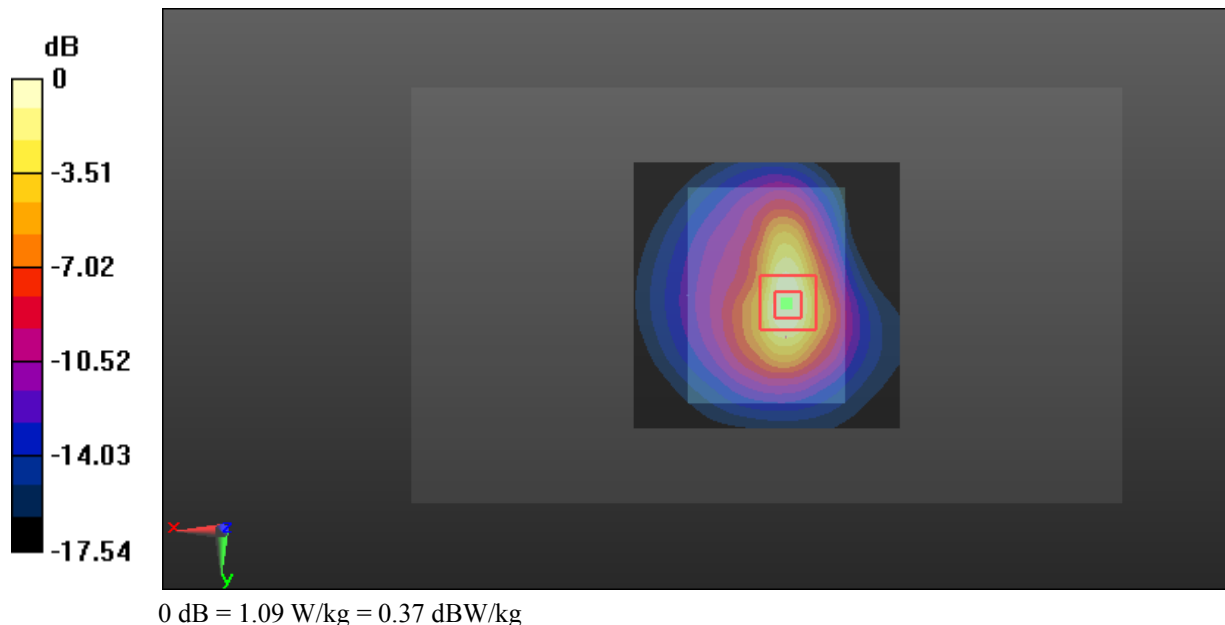
Zoom Scan (5x5x4)/Cube 0: Measurement grid: dx=8mm, dy=8mm, dz=5mm

Reference Value = 17.04 V/m; Power Drift = 0.05 dB

Peak SAR (extrapolated) = 3.54 W/kg

SAR(1 g) = 1.03 W/kg; SAR(10 g) = 0.429 W/kg

Maximum value of SAR (measured) = 1.09 W/kg



Test Plot 144#: LTE Band 26_Body Bottom_Middle_1RB

DUT: APOS A8; Type: APOS A8; Serial: 17122505921

Communication System: Generic FDD-LTE; Frequency: 831.5 MHz; Duty Cycle: 1:1
 Medium parameters used: $f = 831.5 \text{ MHz}$; $\sigma = 0.954 \text{ S/m}$; $\epsilon_r = 57.293$; $\rho = 1000 \text{ kg/m}^3$;
 Phantom section: Right Section

DASY5 Configuration:

- Probe: ES3DV2 - SN3019; ConvF(6.42, 6.42, 6.42); Calibrated: 2017/10/30;
- Sensor-Surface: 4mm (Mechanical Surface Detection)
- Electronics: DAE4 Sn772; Calibrated: 2017/10/9
- Phantom: Triple Flat Phantom 5.1C; Type: QD 000 P51 CA; Serial: 1130
- Measurement SW: DASY52, Version 52.8 (8);

Area Scan (71x71x1): Interpolated grid: $dx=1.500 \text{ mm}$, $dy=1.500 \text{ mm}$

Maximum value of SAR (interpolated) = 1.03 W/kg

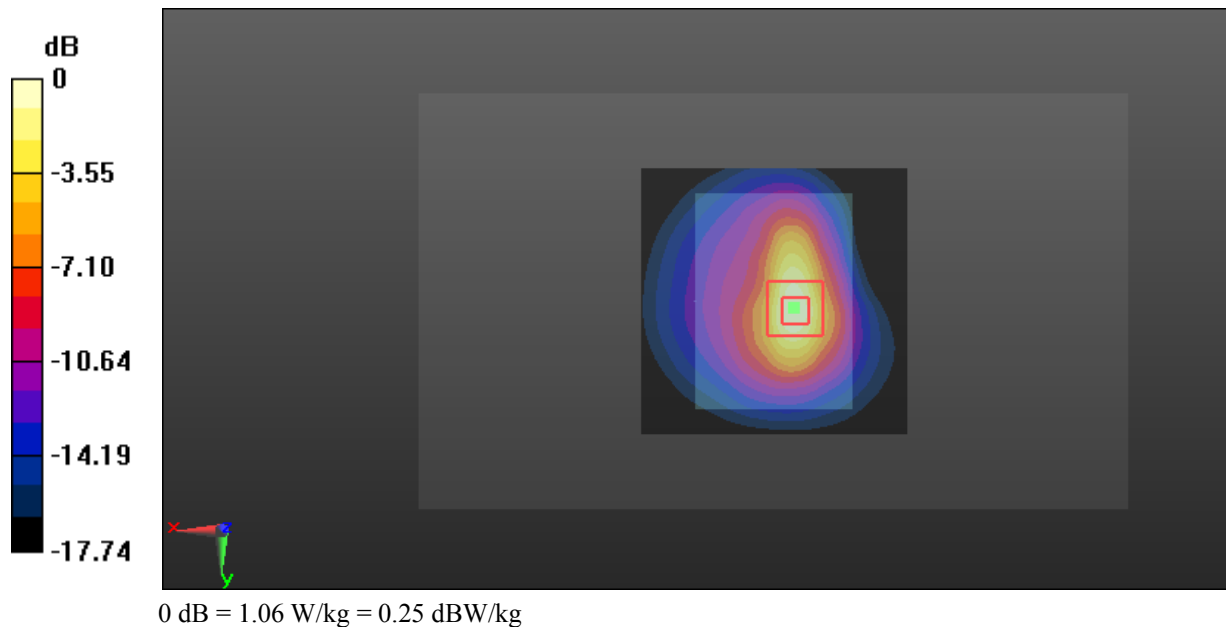
Zoom Scan (5x5x4)/Cube 0: Measurement grid: $dx=8\text{mm}$, $dy=8\text{mm}$, $dz=5\text{mm}$

Reference Value = 15.61 V/m; Power Drift = 0.11 dB

Peak SAR (extrapolated) = 3.32 W/kg

SAR(1 g) = 0.975 W/kg; SAR(10 g) = 0.399 W/kg

Maximum value of SAR (measured) = 1.06 W/kg



Test Plot 145#: LTE Band 26_Body Bottom_High_1RB

DUT: APOS A8; Type: APOS A8; Serial: 17122505921

Communication System: Generic FDD-LTE; Frequency: 841.5 MHz; Duty Cycle: 1:1
 Medium parameters used: $f = 841.5 \text{ MHz}$; $\sigma = 0.959 \text{ S/m}$; $\epsilon_r = 57.167$; $\rho = 1000 \text{ kg/m}^3$;
 Phantom section: Right Section

DASY5 Configuration:

- Probe: ES3DV2 - SN3019; ConvF(6.42, 6.42, 6.42); Calibrated: 2017/10/30;
- Sensor-Surface: 4mm (Mechanical Surface Detection)
- Electronics: DAE4 Sn772; Calibrated: 2017/10/9
- Phantom: Triple Flat Phantom 5.1C; Type: QD 000 P51 CA; Serial: 1130
- Measurement SW: DASY52, Version 52.8 (8);

Area Scan (71x71x1): Interpolated grid: $dx=1.500 \text{ mm}$, $dy=1.500 \text{ mm}$

Maximum value of SAR (interpolated) = 0.964 W/kg

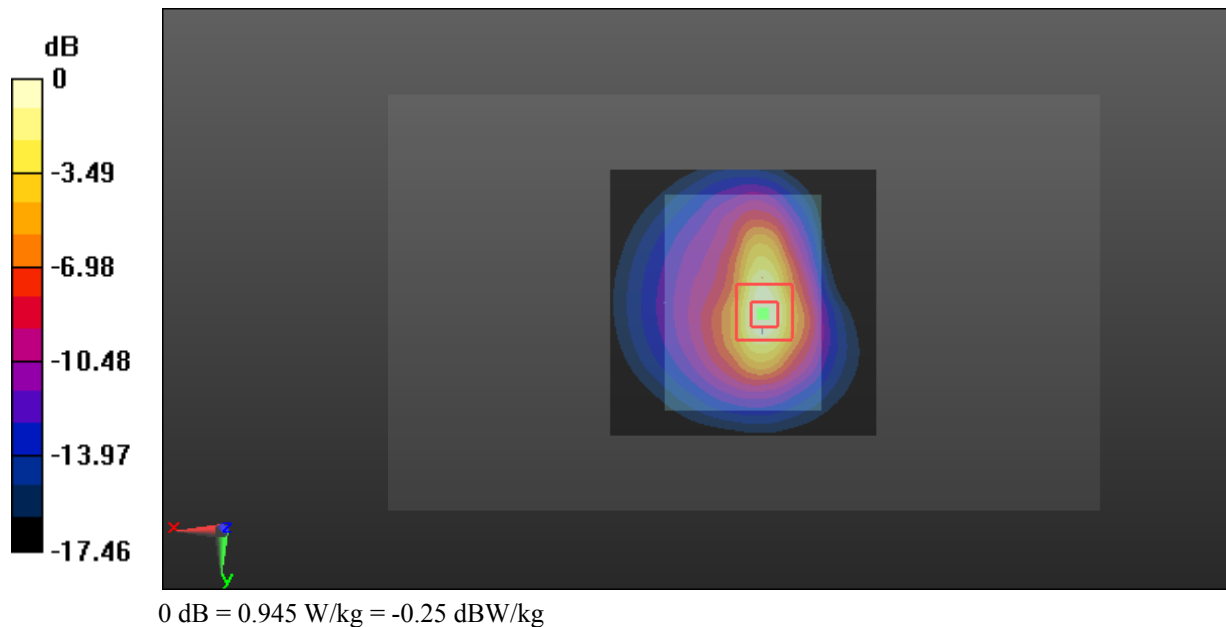
Zoom Scan (5x5x4)/Cube 0: Measurement grid: $dx=8\text{mm}$, $dy=8\text{mm}$, $dz=5\text{mm}$

Reference Value = 12.77 V/m; Power Drift = 0.18 dB

Peak SAR (extrapolated) = 2.94 W/kg

SAR(1 g) = 0.882 W/kg; SAR(10 g) = 0.369 W/kg

Maximum value of SAR (measured) = 0.945 W/kg



Test Plot 146#: LTE Band 26_Bottom_Middle_50%RB

DUT: APOS A8; Type: APOS A8; Serial: 17122505921

Communication System: Generic FDD-LTE; Frequency: 831.5 MHz; Duty Cycle: 1:1
 Medium parameters used: $f = 831.5 \text{ MHz}$; $\sigma = 0.954 \text{ S/m}$; $\epsilon_r = 57.293$; $\rho = 1000 \text{ kg/m}^3$;
 Phantom section: Right Section

DASY5 Configuration:

- Probe: ES3DV2 - SN3019; ConvF(6.42, 6.42, 6.42); Calibrated: 2017/10/30;
- Sensor-Surface: 4mm (Mechanical Surface Detection)
- Electronics: DAE4 Sn772; Calibrated: 2017/10/9
- Phantom: Triple Flat Phantom 5.1C; Type: QD 000 P51 CA; Serial: 1130
- Measurement SW: DASY52, Version 52.8 (8);

Area Scan (71x71x1): Interpolated grid: $dx=1.500 \text{ mm}$, $dy=1.500 \text{ mm}$

Maximum value of SAR (interpolated) = 0.751 W/kg

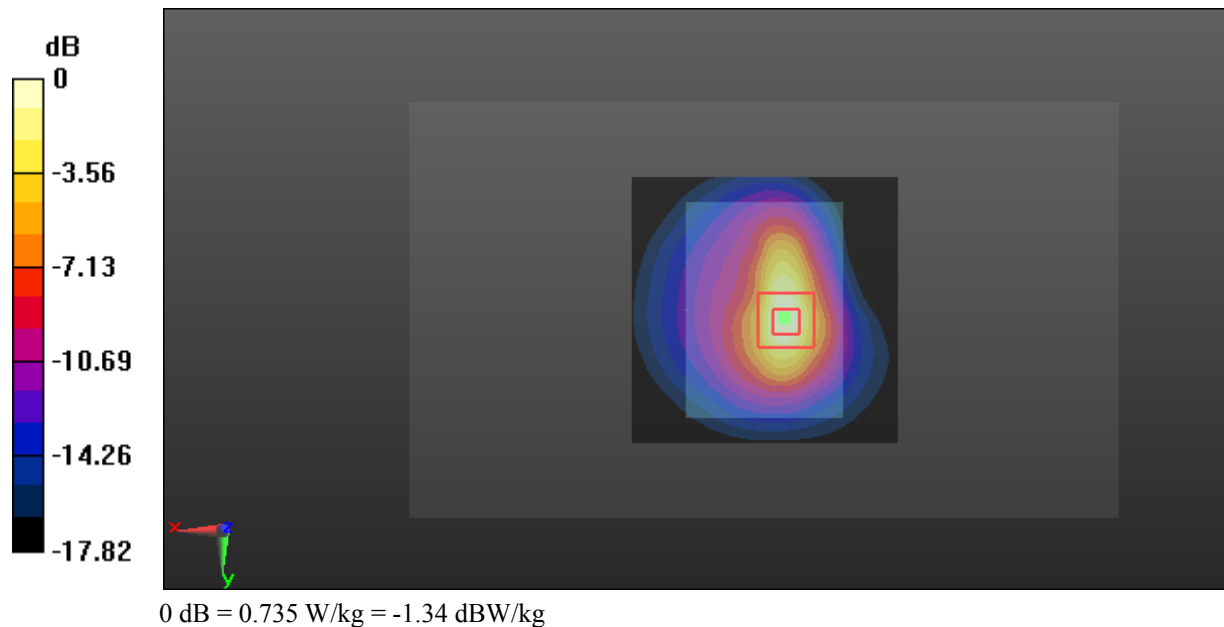
Zoom Scan (5x5x4)/Cube 0: Measurement grid: $dx=8\text{mm}$, $dy=8\text{mm}$, $dz=5\text{mm}$

Reference Value = 11.26 V/m; Power Drift = 0.18 dB

Peak SAR (extrapolated) = 2.41 W/kg

SAR(1 g) = 0.682 W/kg; SAR(10 g) = 0.278 W/kg

Maximum value of SAR (measured) = 0.735 W/kg



Test Plot 147#: LTE Band 26_Handheld Left_Middle_1RB

DUT: APOS A8; Type: APOS A8; Serial: 17122505921

Communication System: Generic FDD-LTE; Frequency: 831.5 MHz; Duty Cycle: 1:1
 Medium parameters used: $f = 831.5 \text{ MHz}$; $\sigma = 0.954 \text{ S/m}$; $\epsilon_r = 57.293$; $\rho = 1000 \text{ kg/m}^3$;
 Phantom section: Right Section

DASY5 Configuration:

- Probe: ES3DV2 - SN3019; ConvF(6.42, 6.42, 6.42); Calibrated: 2017/10/30;
- Sensor-Surface: 4mm (Mechanical Surface Detection)
- Electronics: DAE4 Sn772; Calibrated: 2017/10/9
- Phantom: Triple Flat Phantom 5.1C; Type: QD 000 P51 CA; Serial: 1130
- Measurement SW: DASY52, Version 52.8 (8);

Area Scan (71x71x1): Interpolated grid: $dx=1.500 \text{ mm}$, $dy=1.500 \text{ mm}$

Maximum value of SAR (interpolated) = 0.660 W/kg

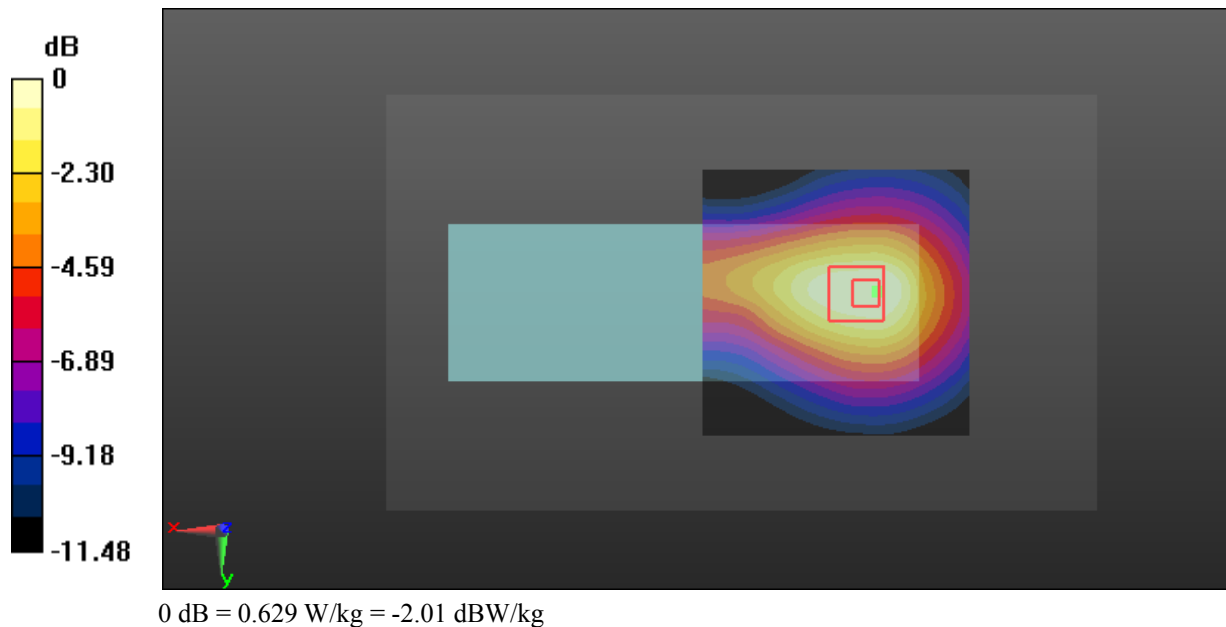
Zoom Scan (6x5x7)/Cube 0: Measurement grid: $dx=8\text{mm}$, $dy=8\text{mm}$, $dz=5\text{mm}$

Reference Value = 15.60 V/m; Power Drift = 0.20 dB

Peak SAR (extrapolated) = 0.971 W/kg

SAR(1 g) = 0.594 W/kg; SAR(10 g) = 0.383 W/kg

Maximum value of SAR (measured) = 0.629 W/kg



Test Plot 148#: LTE Band 26_Handheld Left_Middle_50%RB

DUT: APOS A8; Type: APOS A8; Serial: 17122505921

Communication System: Generic FDD-LTE; Frequency: 831.5 MHz; Duty Cycle: 1:1
 Medium parameters used: $f = 831.5 \text{ MHz}$; $\sigma = 0.954 \text{ S/m}$; $\epsilon_r = 57.293$; $\rho = 1000 \text{ kg/m}^3$;
 Phantom section: Right Section

DASY5 Configuration:

- Probe: ES3DV2 - SN3019; ConvF(6.42, 6.42, 6.42); Calibrated: 2017/10/30;
- Sensor-Surface: 4mm (Mechanical Surface Detection)
- Electronics: DAE4 Sn772; Calibrated: 2017/10/9
- Phantom: Triple Flat Phantom 5.1C; Type: QD 000 P51 CA; Serial: 1130
- Measurement SW: DASY52, Version 52.8 (8);

Area Scan (71x71x1): Interpolated grid: $dx=1.500 \text{ mm}$, $dy=1.500 \text{ mm}$

Maximum value of SAR (interpolated) = 0.565 W/kg

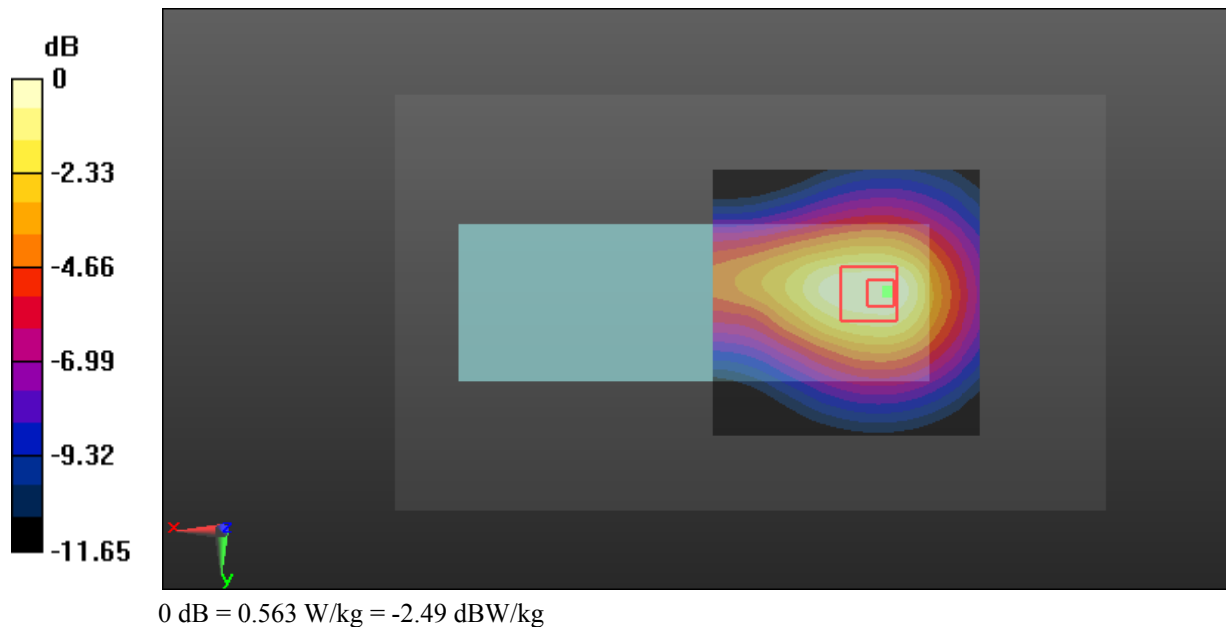
Zoom Scan (6x5x7)/Cube 0: Measurement grid: $dx=8\text{mm}$, $dy=8\text{mm}$, $dz=5\text{mm}$

Reference Value = 14.62 V/m; Power Drift = 0.16 dB

Peak SAR (extrapolated) = 0.865 W/kg

SAR(1 g) = 0.524 W/kg; SAR(10 g) = 0.337 W/kg

Maximum value of SAR (measured) = 0.563 W/kg



Test Plot 149#: LTE Band 26_Handheld Right_Middle_1RB

DUT: APOS A8; Type: APOS A8; Serial: 17122505921

Communication System: Generic FDD-LTE; Frequency: 831.5 MHz; Duty Cycle: 1:1
 Medium parameters used: $f = 831.5 \text{ MHz}$; $\sigma = 0.954 \text{ S/m}$; $\epsilon_r = 57.293$; $\rho = 1000 \text{ kg/m}^3$;
 Phantom section: Right Section

DASY5 Configuration:

- Probe: ES3DV2 - SN3019; ConvF(6.42, 6.42, 6.42); Calibrated: 2017/10/30;
- Sensor-Surface: 4mm (Mechanical Surface Detection)
- Electronics: DAE4 Sn772; Calibrated: 2017/10/9
- Phantom: Triple Flat Phantom 5.1C; Type: QD 000 P51 CA; Serial: 1130
- Measurement SW: DASY52, Version 52.8 (8);

Area Scan (71x71x1): Interpolated grid: $dx=1.500 \text{ mm}$, $dy=1.500 \text{ mm}$

Maximum value of SAR (interpolated) = 0.201 W/kg

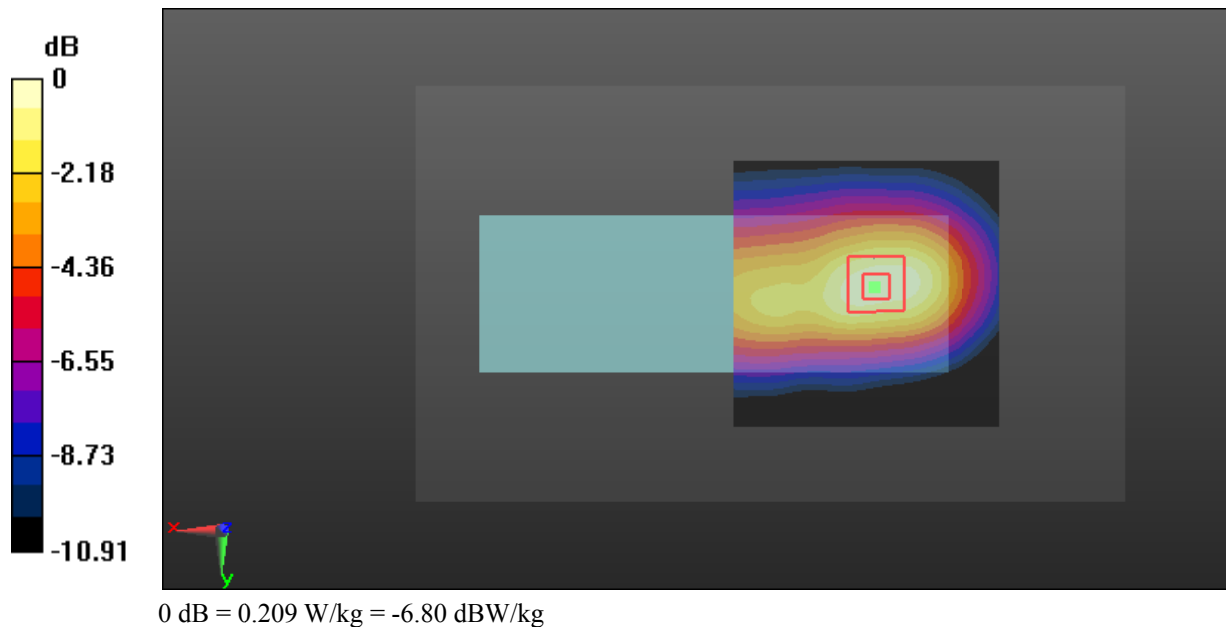
Zoom Scan (5x5x7)/Cube 0: Measurement grid: $dx=8\text{mm}$, $dy=8\text{mm}$, $dz=5\text{mm}$

Reference Value = 11.96 V/m; Power Drift = 0.02 dB

Peak SAR (extrapolated) = 0.295 W/kg

SAR(1 g) = 0.193 W/kg; SAR(10 g) = 0.124 W/kg

Maximum value of SAR (measured) = 0.209 W/kg



Test Plot 150#: LTE Band 26_Handheld Right_Middle_50%RB

DUT: APOS A8; Type: APOS A8; Serial: 17122505921

Communication System: Generic FDD-LTE; Frequency: 831.5 MHz; Duty Cycle: 1:1
 Medium parameters used: $f = 831.5 \text{ MHz}$; $\sigma = 0.954 \text{ S/m}$; $\epsilon_r = 57.293$; $\rho = 1000 \text{ kg/m}^3$;
 Phantom section: Right Section

DASY5 Configuration:

- Probe: ES3DV2 - SN3019; ConvF(6.42, 6.42, 6.42); Calibrated: 2017/10/30;
- Sensor-Surface: 4mm (Mechanical Surface Detection)
- Electronics: DAE4 Sn772; Calibrated: 2017/10/9
- Phantom: Triple Flat Phantom 5.1C; Type: QD 000 P51 CA; Serial: 1130
- Measurement SW: DASY52, Version 52.8 (8);

Area Scan (71x71x1): Interpolated grid: $dx=1.500 \text{ mm}$, $dy=1.500 \text{ mm}$

Maximum value of SAR (interpolated) = 0.177 W/kg


Zoom Scan (5x5x7)/Cube 0: Measurement grid: $dx=8\text{mm}$, $dy=8\text{mm}$, $dz=5\text{mm}$

Reference Value = 10.90 V/m; Power Drift = 0.11 dB

Peak SAR (extrapolated) = 0.261 W/kg

SAR(1 g) = 0.168 W/kg; SAR(10 g) = 0.108 W/kg

Maximum value of SAR (measured) = 0.180 W/kg



Test Plot 151#: LTE Band 41_Body Back_Low(2506MHz)_1RB

DUT: APOS A8; Type: APOS A8; Serial: 17122505921

Communication System: Generic TDD-LTE; Frequency: 2506 MHz; Duty Cycle: 1:1.58
 Medium parameters used: $f = 2506$ MHz; $\sigma = 1.955$ S/m; $\epsilon_r = 54.44$; $\rho = 1000$ kg/m³ ;
 Phantom section: Center Section


DASY5 Configuration:

- Probe: ES3DV2 - SN3019; ConvF(4.05, 4.05, 4.05); Calibrated: 2017/10/30;
- Sensor-Surface: 4mm (Mechanical Surface Detection)
- Electronics: DAE4 Sn772; Calibrated: 2017/10/9
- Phantom: Triple Flat Phantom 5.1C; Type: QD 000 P51 CA; Serial: 1130
- Measurement SW: DASY52, Version 52.8 (8);

Area Scan (101x91x1): Interpolated grid: dx=1.200 mm, dy=1.200 mm
 Maximum value of SAR (interpolated) = 1.37 W/kg

Zoom Scan (5x5x7)/Cube 0: Measurement grid: dx=8mm, dy=8mm, dz=5mm
 Reference Value = 2.199 V/m; Power Drift = 0.13 dB
 Peak SAR (extrapolated) = 3.22 W/kg

SAR(1 g) = 1.13 W/kg; SAR(10 g) = 0.434 W/kg
 Maximum value of SAR (measured) = 1.25 W/kg



Test Plot 152#: LTE Band 41_Body Back_Low(2545MHz)_1RB**DUT: APOS A8; Type: APOS A8; Serial: 17122505921**

Communication System: Generic TDD-LTE; Frequency: 2545 MHz; Duty Cycle: 1:1.58

Medium parameters used: $f = 2545$ MHz; $\sigma = 2.167$ S/m; $\epsilon_r = 52.738$; $\rho = 1000$ kg/m³

Phantom section: Center Section

DASY5 Configuration:

- Probe: ES3DV2 - SN3019; ConvF(4.05, 4.05, 4.05); Calibrated: 2017/10/30;
- Sensor-Surface: 4mm (Mechanical Surface Detection)
- Electronics: DAE4 Sn772; Calibrated: 2017/10/9
- Phantom: Triple Flat Phantom 5.1C; Type: QD 000 P51 CA; Serial: 1130
- Measurement SW: DASY52, Version 52.8 (8);

Area Scan (101x91x1): Interpolated grid: dx=1.200 mm, dy=1.200 mm

Maximum value of SAR (interpolated) = 1.25 W/kg

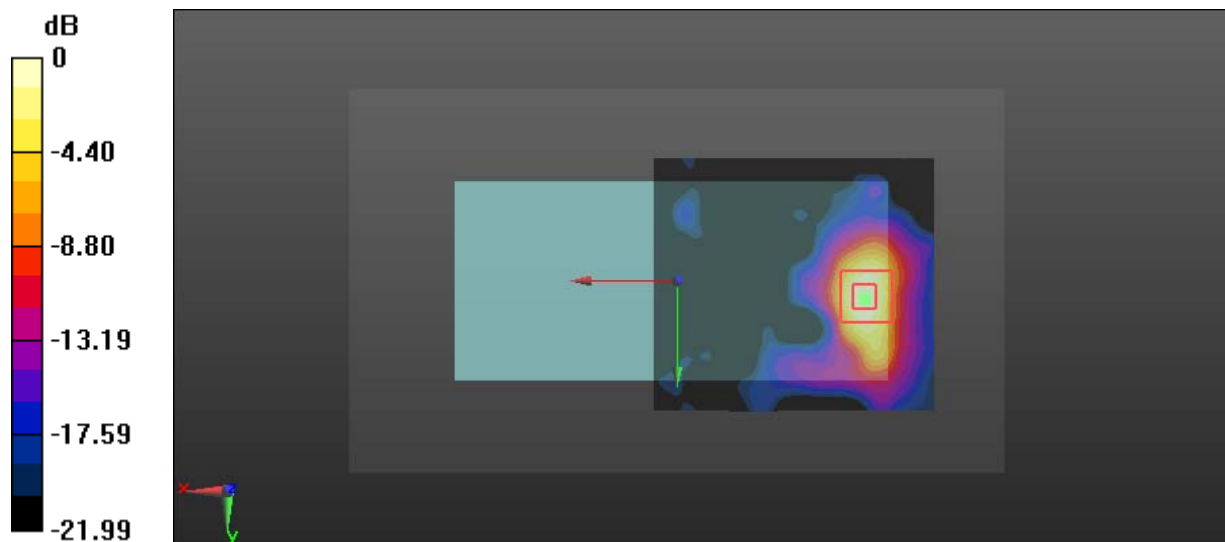
Zoom Scan (5x5x7)/Cube 0: Measurement grid: dx=8mm, dy=8mm, dz=5mm

Reference Value = 2.006 V/m; Power Drift = -0.19 dB

Peak SAR (extrapolated) = 2.98 W/kg

SAR(1 g) = 1.02 W/kg; SAR(10 g) = 0.389 W/kg

Maximum value of SAR (measured) = 1.13 W/kg



0 dB = 1.13 W/kg = 0.53 dBW/kg

Test Plot 153#: LTE Band 41_Body Back_Middle_1RB

DUT: APOS A8; Type: APOS A8; Serial: 17122505921

Communication System: Generic TDD-LTE; Frequency: 2593 MHz; Duty Cycle: 1:1.58
 Medium parameters used: $f = 2593$ MHz; $\sigma = 2.148$ S/m; $\epsilon_r = 52.502$; $\rho = 1000$ kg/m³ ;
 Phantom section: Center Section

DASY5 Configuration:

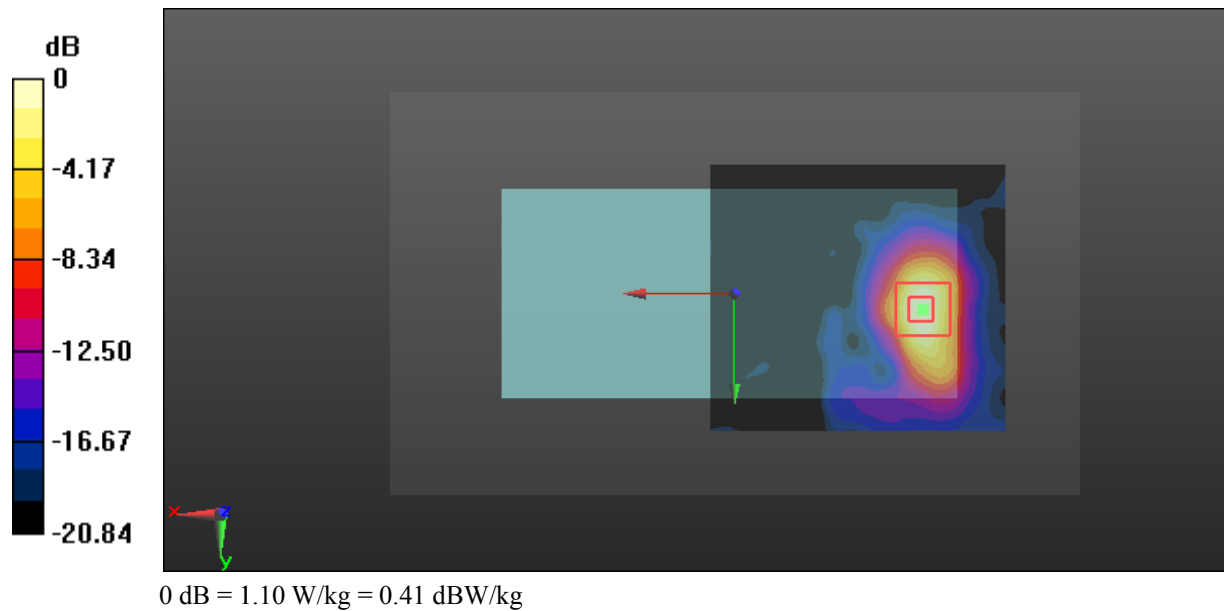
- Probe: ES3DV2 - SN3019; ConvF(3.82, 3.82, 3.82); Calibrated: 2017/10/30;
- Sensor-Surface: 4mm (Mechanical Surface Detection)
- Electronics: DAE4 Sn772; Calibrated: 2017/10/9
- Phantom: Triple Flat Phantom 5.1C; Type: QD 000 P51 CA; Serial: 1130
- Measurement SW: DASY52, Version 52.8 (8);

Area Scan (101x91x1): Interpolated grid: dx=1.200 mm, dy=1.200 mm
 Maximum value of SAR (interpolated) = 1.12 W/kg

Zoom Scan (5x5x7)/Cube 0: Measurement grid: dx=8mm, dy=8mm, dz=5mm
 Reference Value = 1.919 V/m; Power Drift = -0.18 dB
 Peak SAR (extrapolated) = 2.82 W/kg

SAR(1 g) = 0.978 W/kg; SAR(10 g) = 0.373 W/kg

Maximum value of SAR (measured) = 1.10 W/kg



Test Plot 154#: LTE Band 41_Body Back_High(2635MHz)_1RB**DUT: APOS A8; Type: APOS A8; Serial: 17122505921**

Communication System: Generic TDD-LTE; Frequency: 2635 MHz; Duty Cycle: 1:1.58

Medium parameters used: $f = 2635$ MHz; $\sigma = 2.162$ S/m; $\epsilon_r = 51.229$; $\rho = 1000$ kg/m³

Phantom section: Center Section

DASY5 Configuration:

- Probe: ES3DV2 - SN3019; ConvF(3.82, 3.82, 3.82); Calibrated: 2017/10/30;
- Sensor-Surface: 4mm (Mechanical Surface Detection)
- Electronics: DAE4 Sn772; Calibrated: 2017/10/9
- Phantom: Triple Flat Phantom 5.1C; Type: QD 000 P51 CA; Serial: 1130
- Measurement SW: DASY52, Version 52.8 (8);

Area Scan (101x91x1): Interpolated grid: dx=1.200 mm, dy=1.200 mm

Maximum value of SAR (interpolated) = 0.971 W/kg

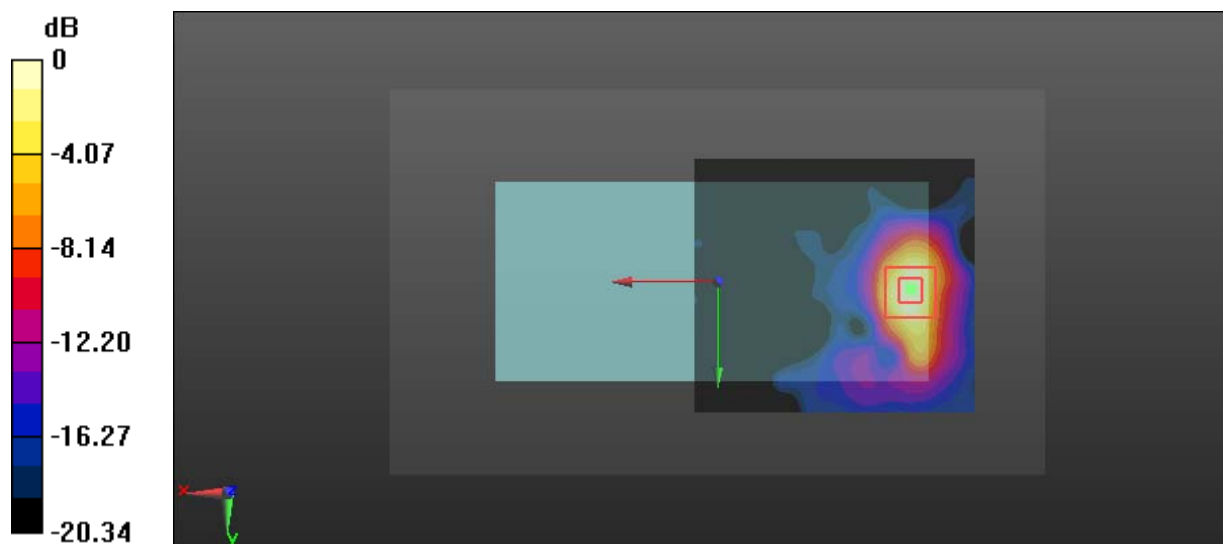
Zoom Scan (5x5x7)/Cube 0: Measurement grid: dx=8mm, dy=8mm, dz=5mm

Reference Value = 2.036 V/m; Power Drift = -0.11 dB

Peak SAR (extrapolated) = 2.28 W/kg

SAR(1 g) = 0.807 W/kg; SAR(10 g) = 0.303 W/kg

Maximum value of SAR (measured) = 0.926 W/kg



0 dB = 0.926 W/kg = -0.33 dBW/kg

Test Plot 155#: LTE Band 41_Body Back_High(2680MHz)_1RB

DUT: APOS A8; Type: APOS A8; Serial: 17122505921

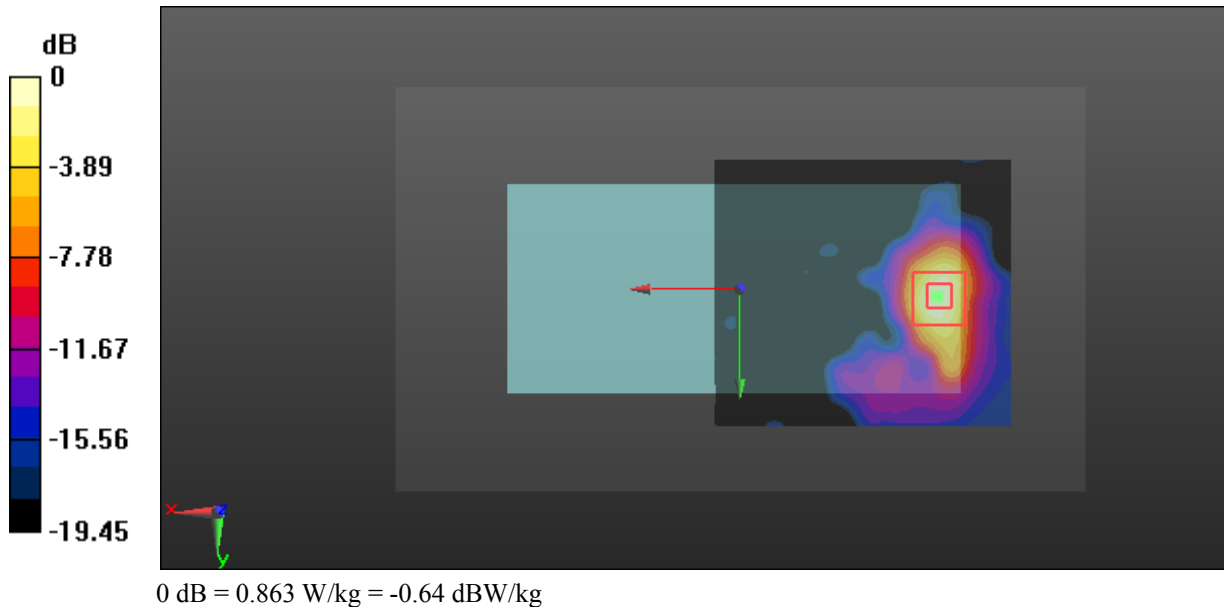
Communication System: Generic TDD-LTE; Frequency: 2680 MHz; Duty Cycle: 1:1.58
 Medium parameters used: $f = 2680$ MHz; $\sigma = 2.235$ S/m; $\epsilon_r = 51.347$; $\rho = 1000$ kg/m³ ;
 Phantom section: Center Section

DASY5 Configuration:

- Probe: ES3DV2 - SN3019; ConvF(3.82, 3.82, 3.82); Calibrated: 2017/10/30;
- Sensor-Surface: 4mm (Mechanical Surface Detection)
- Electronics: DAE4 Sn772; Calibrated: 2017/10/9
- Phantom: Triple Flat Phantom 5.1C; Type: QD 000 P51 CA; Serial: 1130
- Measurement SW: DASY52, Version 52.8 (8);

Area Scan (101x91x1): Interpolated grid: dx=1.200 mm, dy=1.200 mm
 Maximum value of SAR (interpolated) = 0.897 W/kg

Zoom Scan (5x5x7)/Cube 0: Measurement grid: dx=8mm, dy=8mm, dz=5mm
 Reference Value = 1.914 V/m; Power Drift = 0.17 dB
 Peak SAR (extrapolated) = 2.28 W/kg
SAR(1 g) = 0.768 W/kg; SAR(10 g) = 0.289 W/kg
 Maximum value of SAR (measured) = 0.863 W/kg



Test Plot 156#: LTE Band 41_Body Back_Middle_50%RB

DUT: APOS A8; Type: APOS A8; Serial: 17122505921

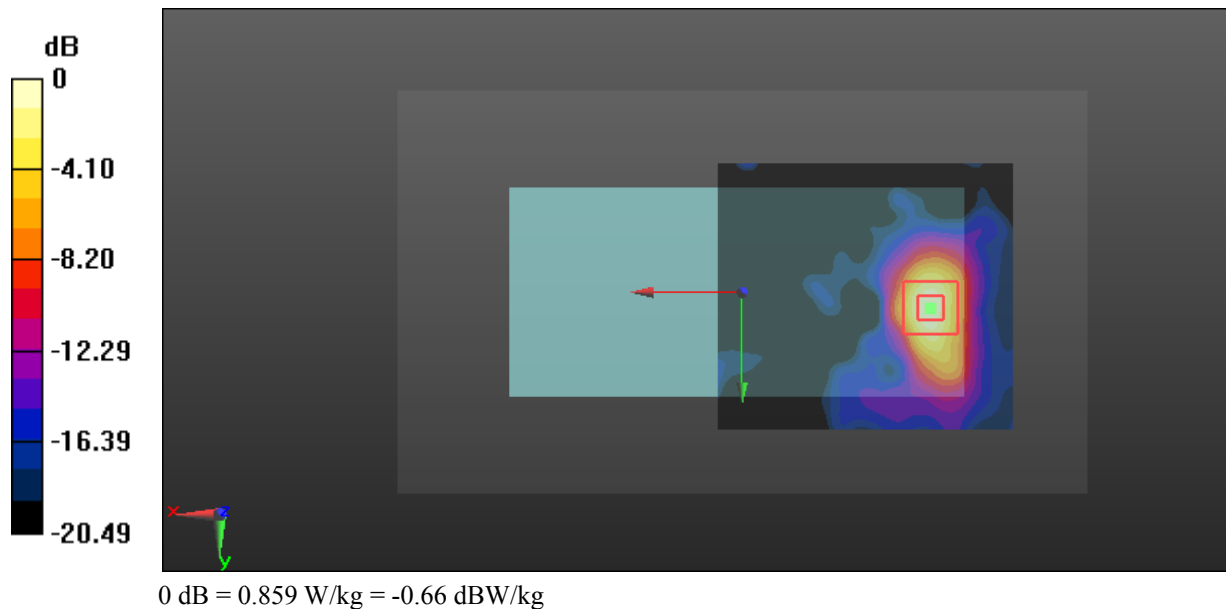
Communication System: Generic TDD-LTE; Frequency: 2593 MHz; Duty Cycle: 1:1.58
 Medium parameters used: $f = 2593$ MHz; $\sigma = 2.148$ S/m; $\epsilon_r = 52.502$; $\rho = 1000$ kg/m³ ;
 Phantom section: Center Section

DASY5 Configuration:

- Probe: ES3DV2 - SN3019; ConvF(3.82, 3.82, 3.82); Calibrated: 2017/10/30;
- Sensor-Surface: 4mm (Mechanical Surface Detection)
- Electronics: DAE4 Sn772; Calibrated: 2017/10/9
- Phantom: Triple Flat Phantom 5.1C; Type: QD 000 P51 CA; Serial: 1130
- Measurement SW: DASY52, Version 52.8 (8);

Area Scan (101x91x1): Interpolated grid: dx=1.200 mm, dy=1.200 mm
 Maximum value of SAR (interpolated) = 0.814 W/kg

Zoom Scan (5x5x7)/Cube 0: Measurement grid: dx=8mm, dy=8mm, dz=5mm
 Reference Value = 1.650 V/m; Power Drift = 0.11 dB
 Peak SAR (extrapolated) = 1.95 W/kg
SAR(1 g) = 0.730 W/kg; SAR(10 g) = 0.278 W/kg
 Maximum value of SAR (measured) = 0.859 W/kg



Test Plot 157#: LTE Band 41_Body Bottom_Low(2506MHz)_1RB

DUT: APOS A8; Type: APOS A8; Serial: 17122505921

Communication System: Generic TDD-LTE; Frequency: 2506 MHz;Duty Cycle: 1:1.58
 Medium parameters used: $f = 2506 \text{ MHz}$; $\sigma = 1.955 \text{ S/m}$; $\epsilon_r = 54.44$; $\rho = 1000 \text{ kg/m}^3$;
 Phantom section: Center Section

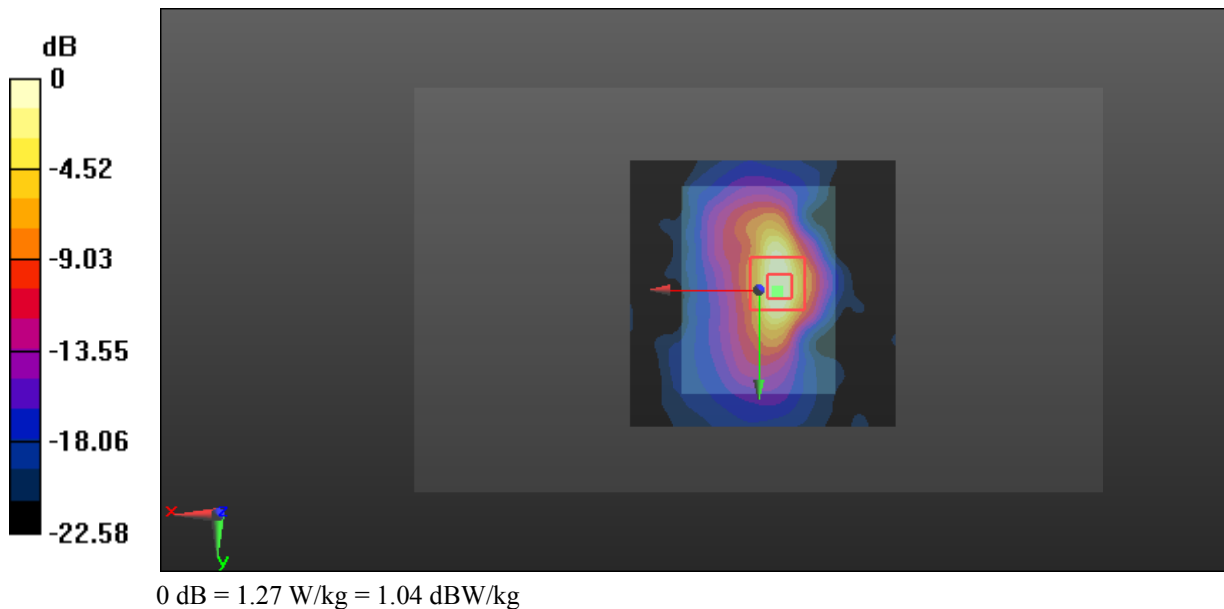
DASY5 Configuration:

- Probe: ES3DV2 - SN3019; ConvF(4.05, 4.05, 4.05); Calibrated: 2017/10/30;
- Sensor-Surface: 4mm (Mechanical Surface Detection)
- Electronics: DAE4 Sn772;Calibrated: 2017/10/9
- Phantom: Triple Flat Phantom 5.1C; Type: QD 000 P51 CA; Serial: 1130
- Measurement SW: DASY52, Version 52.8 (8);

Area Scan (91x91x1): Interpolated grid: $dx=1.200 \text{ mm}$, $dy=1.200 \text{ mm}$
 Maximum value of SAR (interpolated) = 1.29 W/kg

Zoom Scan (5x5x7)/Cube 0: Measurement grid: $dx=8\text{mm}$, $dy=8\text{mm}$, $dz=5\text{mm}$
 Reference Value = 14.60 V/m; Power Drift = 0.19 dB
 Peak SAR (extrapolated) = 2.99 W/kg

SAR(1 g) = 1.05 W/kg; SAR(10 g) = 0.382 W/kg
 Maximum value of SAR (measured) = 1.27 W/kg



Test Plot 158#: LTE Band 41_Body Bottom_Low(2545MHz)_1RB**DUT: APOS A8; Type: APOS A8; Serial: 17122505921**

Communication System: Generic TDD-LTE; Frequency: 2545 MHz; Duty Cycle: 1:1.58

Medium parameters used: $f = 2545$ MHz; $\sigma = 2.167$ S/m; $\epsilon_r = 52.738$; $\rho = 1000$ kg/m³

Phantom section: Center Section

DASY5 Configuration:

- Probe: ES3DV2 - SN3019; ConvF(4.05, 4.05, 4.05); Calibrated: 2017/10/30;
- Sensor-Surface: 4mm (Mechanical Surface Detection)
- Electronics: DAE4 Sn772; Calibrated: 2017/10/9
- Phantom: Triple Flat Phantom 5.1C; Type: QD 000 P51 CA; Serial: 1130
- Measurement SW: DASY52, Version 52.8 (8);

Area Scan (91x91x1): Interpolated grid: dx=1.200 mm, dy=1.200 mm

Maximum value of SAR (interpolated) = 1.39 W/kg

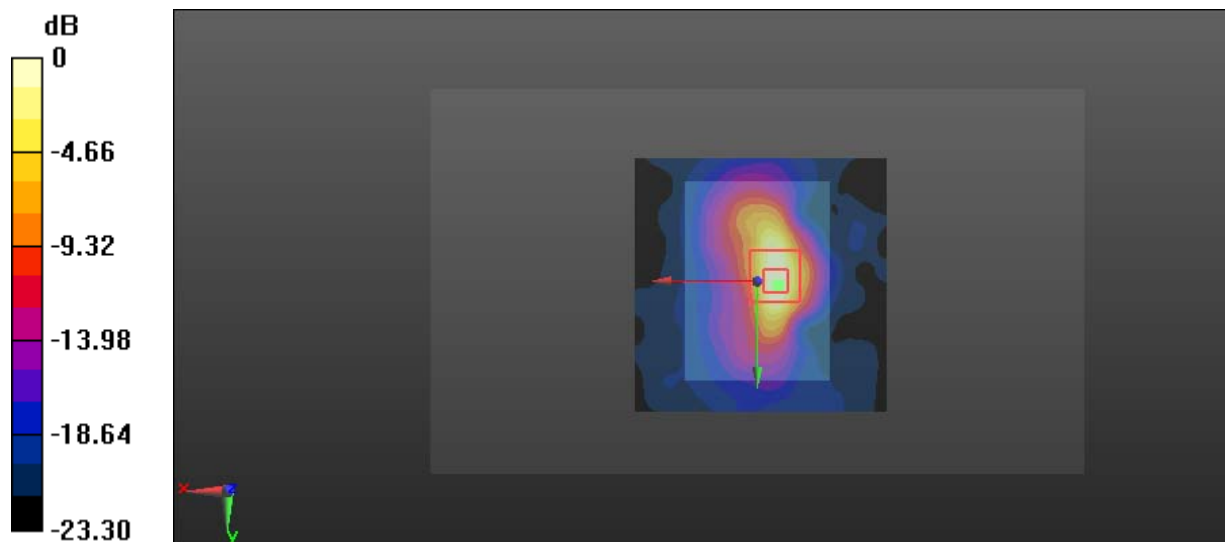
Zoom Scan (5x5x7)/Cube 0: Measurement grid: dx=8mm, dy=8mm, dz=5mm

Reference Value = 15.98 V/m; Power Drift = 0.11 dB

Peak SAR (extrapolated) = 3.48 W/kg

SAR(1 g) = 1.15 W/kg; SAR(10 g) = 0.413 W/kg

Maximum value of SAR (measured) = 1.37 W/kg



0 dB = 1.37 W/kg = 1.37 dBW/kg

Test Plot 159#: LTE Band 41_Body Bottom_Middle_1RB

DUT: APOS A8; Type: APOS A8; Serial: 17122505921

Communication System: Generic TDD-LTE; Frequency: 2593 MHz; Duty Cycle: 1:1.58
 Medium parameters used: $f = 2593$ MHz; $\sigma = 2.148$ S/m; $\epsilon_r = 52.502$; $\rho = 1000$ kg/m³ ;
 Phantom section: Center Section

DASY5 Configuration:

- Probe: ES3DV2 - SN3019; ConvF(3.82, 3.82, 3.82); Calibrated: 2017/10/30;
- Sensor-Surface: 4mm (Mechanical Surface Detection)
- Electronics: DAE4 Sn772; Calibrated: 2017/10/9
- Phantom: Triple Flat Phantom 5.1C; Type: QD 000 P51 CA; Serial: 1130
- Measurement SW: DASY52, Version 52.8 (8);

Area Scan (91x91x1): Interpolated grid: dx=1.200 mm, dy=1.200 mm

Maximum value of SAR (interpolated) = 1.25 W/kg

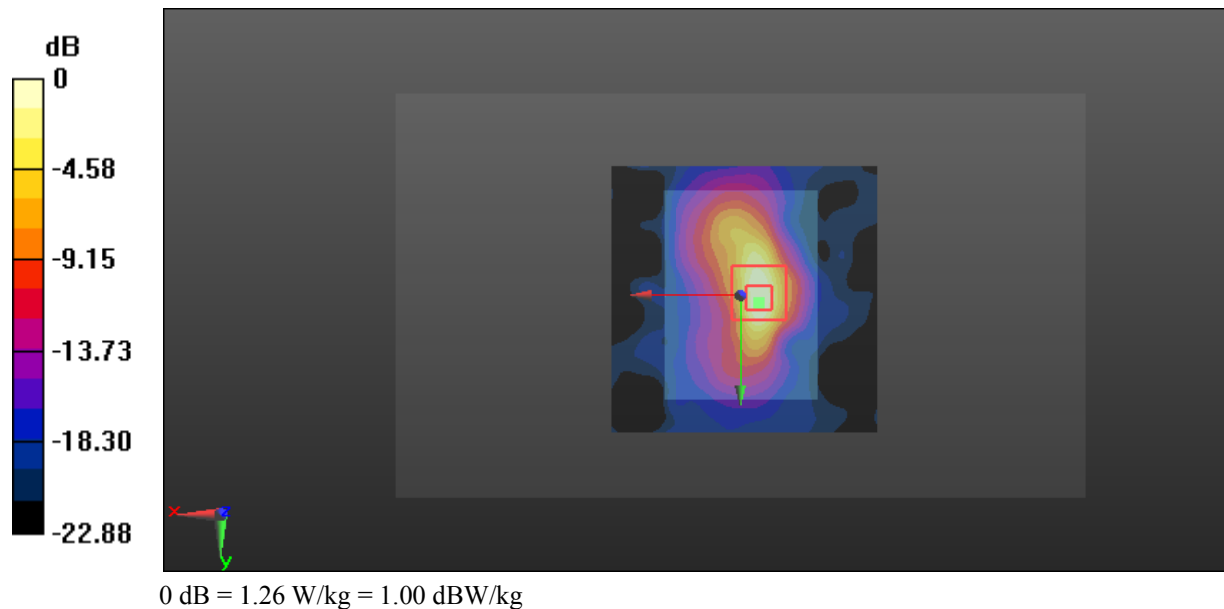
Zoom Scan (5x5x7)/Cube 0: Measurement grid: dx=8mm, dy=8mm, dz=5mm

Reference Value = 15.88 V/m; Power Drift = 0.20 dB

Peak SAR (extrapolated) = 3.37 W/kg

SAR(1 g) = 1.04 W/kg; SAR(10 g) = 0.365 W/kg

Maximum value of SAR (measured) = 1.26 W/kg



Test Plot 160#: LTE Band 41_Body Bottom_High(2635MHz)_1RB**DUT: APOS A8; Type: APOS A8; Serial: 17122505921**

Communication System: Generic TDD-LTE; Frequency: 2635 MHz; Duty Cycle: 1:1.58

Medium parameters used: $f = 2635$ MHz; $\sigma = 2.162$ S/m; $\epsilon_r = 51.229$; $\rho = 1000$ kg/m³

Phantom section: Center Section

DASY5 Configuration:

- Probe: ES3DV2 - SN3019; ConvF(3.82, 3.82, 3.82); Calibrated: 2017/10/30;
- Sensor-Surface: 4mm (Mechanical Surface Detection)
- Electronics: DAE4 Sn772; Calibrated: 2017/10/9
- Phantom: Triple Flat Phantom 5.1C; Type: QD 000 P51 CA; Serial: 1130
- Measurement SW: DASY52, Version 52.8 (8);

Area Scan (91x91x1): Interpolated grid: dx=1.200 mm, dy=1.200 mm

Maximum value of SAR (interpolated) = 0.990 W/kg

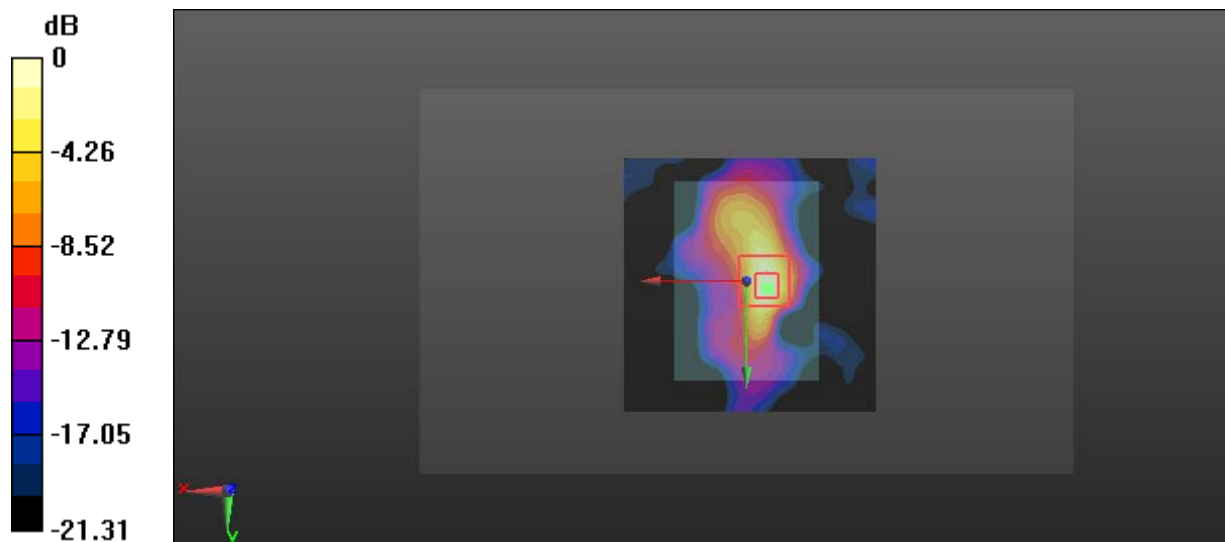
Zoom Scan (5x5x7)/Cube 0: Measurement grid: dx=8mm, dy=8mm, dz=5mm

Reference Value = 12.85 V/m; Power Drift = 0.15 dB

Peak SAR (extrapolated) = 2.62 W/kg

SAR(1 g) = 0.790 W/kg; SAR(10 g) = 0.271 W/kg

Maximum value of SAR (measured) = 0.958 W/kg



0 dB = 0.958 W/kg = -0.19 dBW/kg

Test Plot 161#: LTE Band 41_Body Bottom_High(2680MHz)_1RB

DUT: APOS A8; Type: APOS A8; Serial: 17122505921

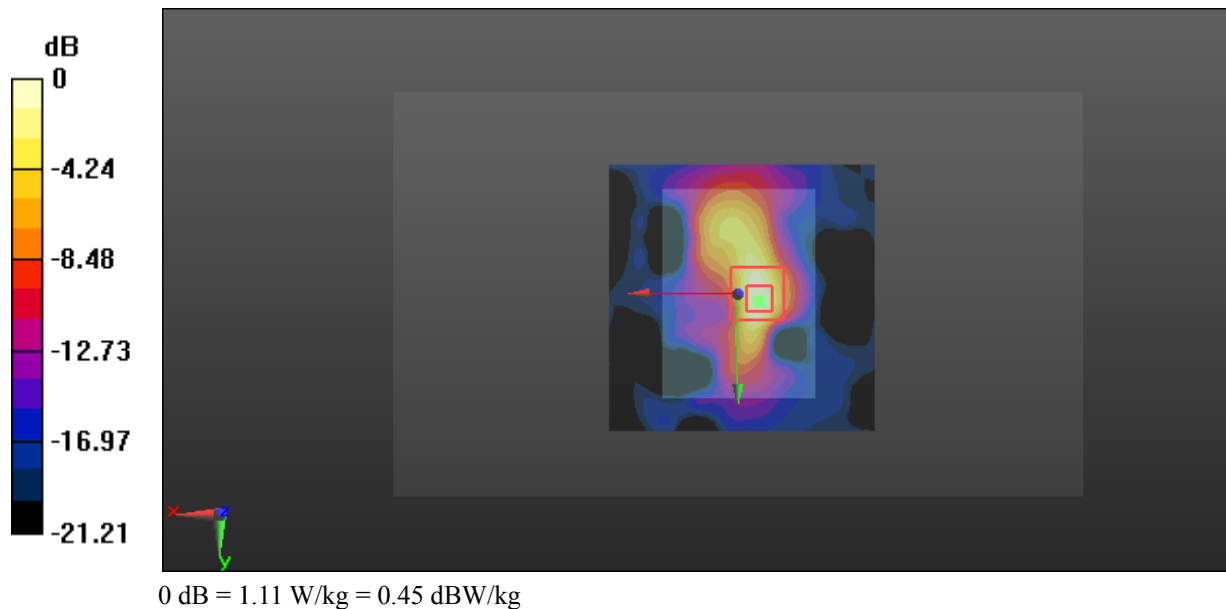
Communication System: Generic TDD-LTE; Frequency: 2680 MHz; Duty Cycle: 1:1.58
 Medium parameters used: $f = 2680$ MHz; $\sigma = 2.235$ S/m; $\epsilon_r = 51.347$; $\rho = 1000$ kg/m³ ;
 Phantom section: Center Section

DASY5 Configuration:

- Probe: ES3DV2 - SN3019; ConvF(3.82, 3.82, 3.82); Calibrated: 2017/10/30;
- Sensor-Surface: 4mm (Mechanical Surface Detection)
- Electronics: DAE4 Sn772; Calibrated: 2017/10/9
- Phantom: Triple Flat Phantom 5.1C; Type: QD 000 P51 CA; Serial: 1130
- Measurement SW: DASY52, Version 52.8 (8);

Area Scan (91x91x1): Interpolated grid: dx=1.200 mm, dy=1.200 mm
 Maximum value of SAR (interpolated) = 1.19 W/kg

Zoom Scan (5x5x7)/Cube 0: Measurement grid: dx=8mm, dy=8mm, dz=5mm
 Reference Value = 15.28 V/m; Power Drift = 0.13 dB
 Peak SAR (extrapolated) = 2.85 W/kg
SAR(1 g) = 0.876 W/kg; SAR(10 g) = 0.304 W/kg
 Maximum value of SAR (measured) = 1.11 W/kg



Test Plot 162#: LTE Band 41_Body Bottom_Middle_50%RB

DUT: APOS A8; Type: APOS A8; Serial: 17122505921

Communication System: Generic TDD-LTE; Frequency: 2593 MHz; Duty Cycle: 1:1.58
 Medium parameters used: $f = 2593$ MHz; $\sigma = 2.148$ S/m; $\epsilon_r = 52.502$; $\rho = 1000$ kg/m³ ;
 Phantom section: Center Section

DASY5 Configuration:

- Probe: ES3DV2 - SN3019; ConvF(3.82, 3.82, 3.82); Calibrated: 2017/10/30;
- Sensor-Surface: 4mm (Mechanical Surface Detection)
- Electronics: DAE4 Sn772; Calibrated: 2017/10/9
- Phantom: Triple Flat Phantom 5.1C; Type: QD 000 P51 CA; Serial: 1130
- Measurement SW: DASY52, Version 52.8 (8);

Area Scan (91x91x1): Interpolated grid: dx=1.200 mm, dy=1.200 mm

Maximum value of SAR (interpolated) = 0.898 W/kg

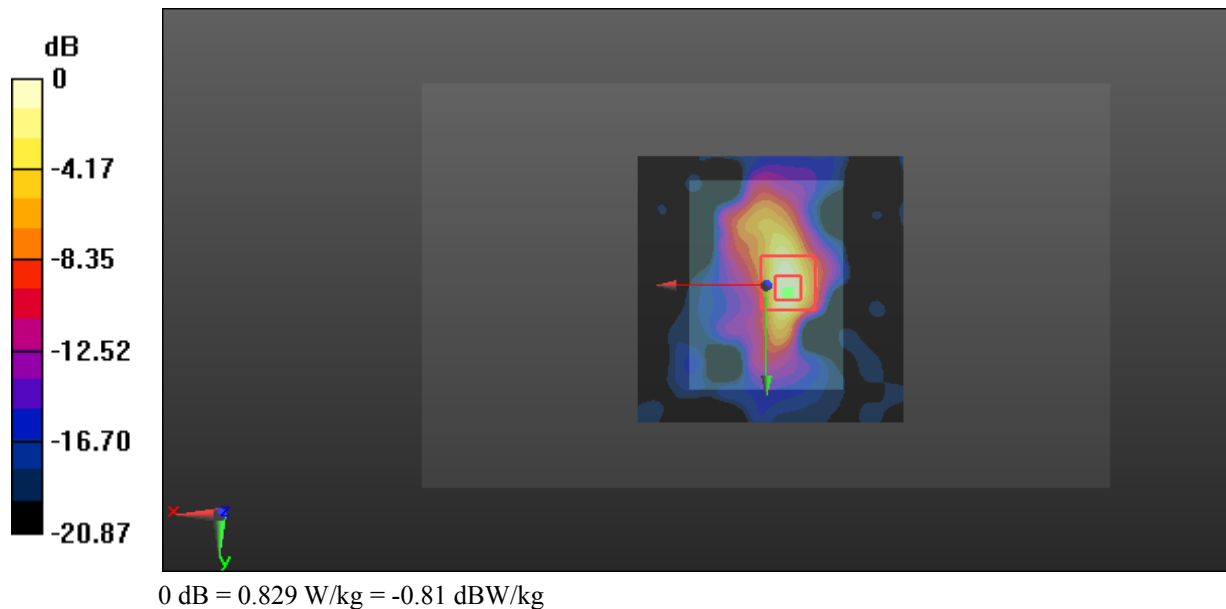
Zoom Scan (5x5x7)/Cube 0: Measurement grid: dx=8mm, dy=8mm, dz=5mm

Reference Value = 10.25 V/m; Power Drift = 0.11 dB

Peak SAR (extrapolated) = 2.19 W/kg

SAR(1 g) = 0.683 W/kg; SAR(10 g) = 0.239 W/kg

Maximum value of SAR (measured) = 0.829 W/kg



Test Plot 163#: LTE Band 41_Handheld Left_Middle_1RB

DUT: APOS A8; Type: APOS A8; Serial: 17122505921

Communication System: Generic TDD-LTE; Frequency: 2593 MHz; Duty Cycle: 1:1.58
 Medium parameters used: $f = 2593$ MHz; $\sigma = 2.148$ S/m; $\epsilon_r = 52.502$; $\rho = 1000$ kg/m³ ;
 Phantom section: Center Section


DASY5 Configuration:

- Probe: ES3DV2 - SN3019; ConvF(3.82, 3.82, 3.82); Calibrated: 2017/10/30;
- Sensor-Surface: 4mm (Mechanical Surface Detection)
- Electronics: DAE4 Sn772; Calibrated: 2017/10/9
- Phantom: Triple Flat Phantom 5.1C; Type: QD 000 P51 CA; Serial: 1130
- Measurement SW: DASY52, Version 52.8 (8);

Area Scan (101x91x1): Interpolated grid: dx=1.200 mm, dy=1.200 mm
 Maximum value of SAR (interpolated) = 0.0501 W/kg

Zoom Scan (6x9x7)/Cube 0: Measurement grid: dx=8mm, dy=8mm, dz=5mm
 Reference Value = 2.073 V/m; Power Drift = -0.15 dB
 Peak SAR (extrapolated) = 0.108 W/kg

SAR(1 g) = 0.022 W/kg; SAR(10 g) = 0.012 W/kg
 Maximum value of SAR (measured) = 0.0278 W/kg



Test Plot 164#: LTE Band 41_Handheld Left_Middle_50%RB**DUT: APOS A8; Type: APOS A8; Serial: 17122505921**

Communication System: Generic TDD-LTE; Frequency: 2593 MHz; Duty Cycle: 1:1.58
Medium parameters used: $f = 2593$ MHz; $\sigma = 2.148$ S/m; $\epsilon_r = 52.502$; $\rho = 1000$ kg/m³ ;
Phantom section: Center Section

DASY5 Configuration:

- Probe: ES3DV2 - SN3019; ConvF(3.82, 3.82, 3.82); Calibrated: 2017/10/30;
- Sensor-Surface: 4mm (Mechanical Surface Detection)
- Electronics: DAE4 Sn772; Calibrated: 2017/10/9
- Phantom: Triple Flat Phantom 5.1C; Type: QD 000 P51 CA; Serial: 1130
- Measurement SW: DASY52, Version 52.8 (8);

Area Scan (111x91x1): Interpolated grid: dx=1.200 mm, dy=1.200 mm

Maximum value of SAR (interpolated) = 0.0365 W/kg

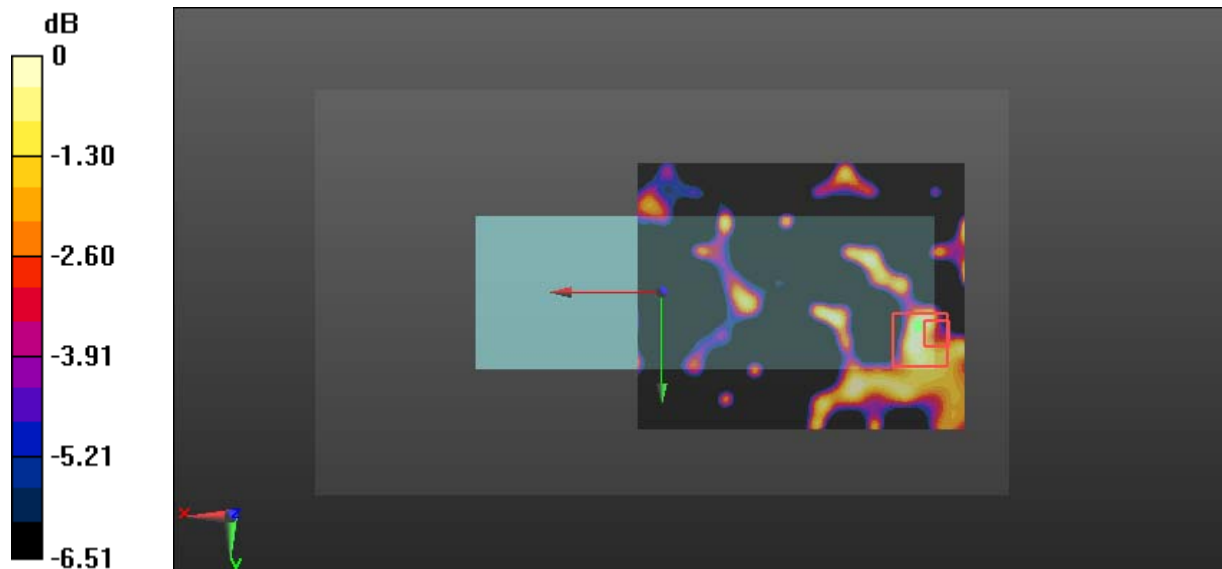
Zoom Scan (6x6x7)/Cube 0: Measurement grid: dx=8mm, dy=8mm, dz=5mm

Reference Value = 1.847 V/m; Power Drift = 0.12 dB

Peak SAR (extrapolated) = 0.0710 W/kg

SAR(1 g) = 0.018 W/kg; SAR(10 g) = 0.013 W/kg

Maximum value of SAR (measured) = 0.0298 W/kg



0 dB = 0.0298 W/kg = -15.26 dBW/kg

Test Plot 165#: LTE Band 41_Handheld Right_Middle_1RB

DUT: APOS A8; Type: APOS A8; Serial: 17122505921

Communication System: Generic TDD-LTE; Frequency: 2593 MHz; Duty Cycle: 1:1.58
 Medium parameters used: $f = 2593$ MHz; $\sigma = 2.148$ S/m; $\epsilon_r = 52.502$; $\rho = 1000$ kg/m³ ;
 Phantom section: Center Section

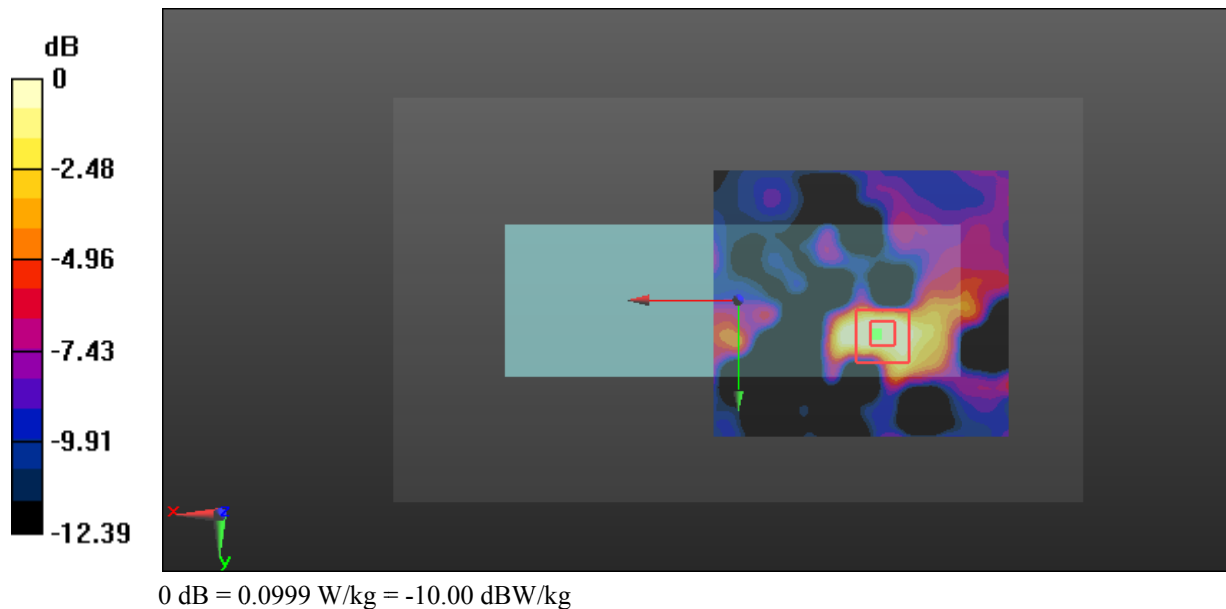
DASY5 Configuration:

- Probe: ES3DV2 - SN3019; ConvF(3.82, 3.82, 3.82); Calibrated: 2017/10/30;
- Sensor-Surface: 4mm (Mechanical Surface Detection)
- Electronics: DAE4 Sn772; Calibrated: 2017/10/9
- Phantom: Triple Flat Phantom 5.1C; Type: QD 000 P51 CA; Serial: 1130
- Measurement SW: DASY52, Version 52.8 (8);

Area Scan (101x91x1): Interpolated grid: dx=1.200 mm, dy=1.200 mm
 Maximum value of SAR (interpolated) = 0.156 W/kg

Zoom Scan (5x5x7)/Cube 0: Measurement grid: dx=8mm, dy=8mm, dz=5mm
 Reference Value = 2.248 V/m; Power Drift = -0.19 dB
 Peak SAR (extrapolated) = 0.178 W/kg

SAR(1 g) = 0.087 W/kg; SAR(10 g) = 0.038 W/kg
 Maximum value of SAR (measured) = 0.0999 W/kg



Test Plot 166#: LTE Band 41_Handheld Right_Middle_50%RB

DUT: APOS A8; Type: APOS A8; Serial: 17122505921

Communication System: Generic TDD-LTE; Frequency: 2593 MHz; Duty Cycle: 1:1.58
 Medium parameters used: $f = 2593$ MHz; $\sigma = 2.148$ S/m; $\epsilon_r = 52.502$; $\rho = 1000$ kg/m³ ;
 Phantom section: Center Section

DASY5 Configuration:

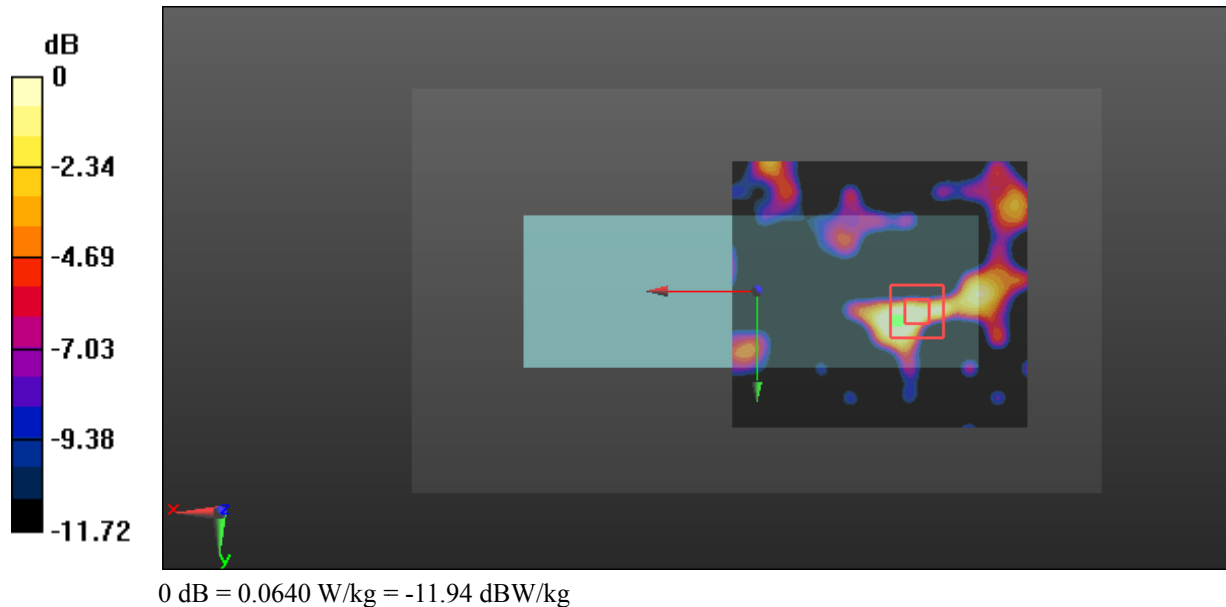
- Probe: ES3DV2 - SN3019; ConvF(3.82, 3.82, 3.82); Calibrated: 2017/10/30;
- Sensor-Surface: 4mm (Mechanical Surface Detection)
- Electronics: DAE4 Sn772; Calibrated: 2017/10/9
- Phantom: Triple Flat Phantom 5.1C; Type: QD 000 P51 CA; Serial: 1130
- Measurement SW: DASY52, Version 52.8 (8);

Area Scan (101x91x1): Interpolated grid: dx=1.200 mm, dy=1.200 mm
 Maximum value of SAR (interpolated) = 0.168 W/kg

Zoom Scan (6x6x7)/Cube 0: Measurement grid: dx=8mm, dy=8mm, dz=5mm
 Reference Value = 2.242 V/m; Power Drift = -0.20 dB
 Peak SAR (extrapolated) = 0.380 W/kg

SAR(1 g) = 0.079 W/kg; SAR(10 g) = 0.019 W/kg

Maximum value of SAR (measured) = 0.0640 W/kg



Test Plot 167#: WLAN 2.4G Mode B_Body Back_Low**DUT: APOS A8; Type: APOS A8; Serial: 17122505921**

Communication System: IEEE 802.11b WiFi 2.4 GHz; Frequency: 2412 MHz; Duty Cycle: 1:1

Medium parameters used: $f = 2412$ MHz; $\sigma = 1.919$ S/m; $\epsilon_r = 54.333$; $\rho = 1000$ kg/m³

Phantom section: Center Section

DASY5 Configuration:

- Probe: ES3DV2 - SN3019; ConvF(4.05, 4.05, 4.05); Calibrated: 2017/10/30;
- Sensor-Surface: 4mm (Mechanical Surface Detection)
- Electronics: DAE4 Sn772; Calibrated: 2017/10/9
- Phantom: Triple Flat Phantom 5.1C; Type: QD 000 P51 CA; Serial: 1130
- Measurement SW: DASY52, Version 52.8 (8);

Area Scan (111x91x1): Interpolated grid: dx=1.200 mm, dy=1.200 mm

Maximum value of SAR (interpolated) = 0.263 W/kg

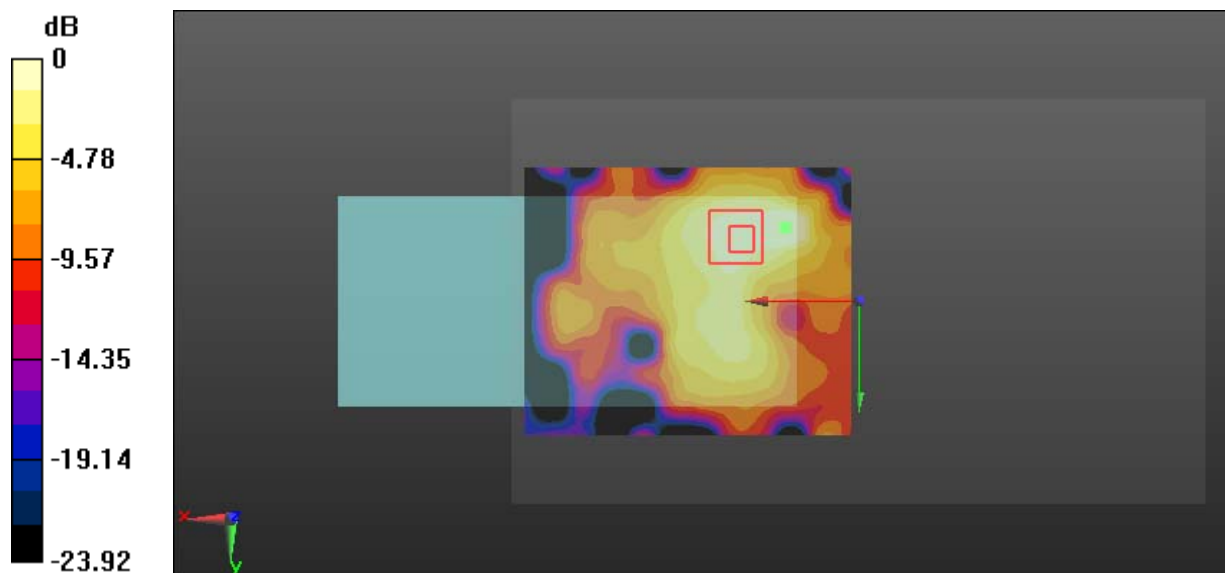
Zoom Scan (7x6x7)/Cube 0: Measurement grid: dx=8mm, dy=8mm, dz=5mm

Reference Value = 2.892 V/m; Power Drift = 0.08 dB

Peak SAR (extrapolated) = 0.250 W/kg

SAR(1 g) = 0.140 W/kg; SAR(10 g) = 0.074 W/kg

Maximum value of SAR (measured) = 0.159 W/kg



0 dB = 0.159 W/kg = -7.99 dBW/kg

Test Plot 168#: WLAN 2.4G Mode B_Body Back_Middle**DUT: APOS A8; Type: APOS A8; Serial: 17122505921**

Communication System: IEEE 802.11b WiFi 2.4 GHz; Frequency: 2437 MHz; Duty Cycle: 1:1

Medium parameters used: $f = 2437$ MHz; $\sigma = 1.928$ S/m; $\epsilon_r = 54.217$; $\rho = 1000$ kg/m³

Phantom section: Center Section

DASY5 Configuration:

- Probe: ES3DV2 - SN3019; ConvF(4.05, 4.05, 4.05); Calibrated: 2017/10/30;
- Sensor-Surface: 4mm (Mechanical Surface Detection)
- Electronics: DAE4 Sn772; Calibrated: 2017/10/9
- Phantom: Triple Flat Phantom 5.1C; Type: QD 000 P51 CA; Serial: 1130
- Measurement SW: DASY52, Version 52.8 (8);

Area Scan (111x91x1): Interpolated grid: dx=1.200 mm, dy=1.200 mm

Maximum value of SAR (interpolated) = 0.0815 W/kg

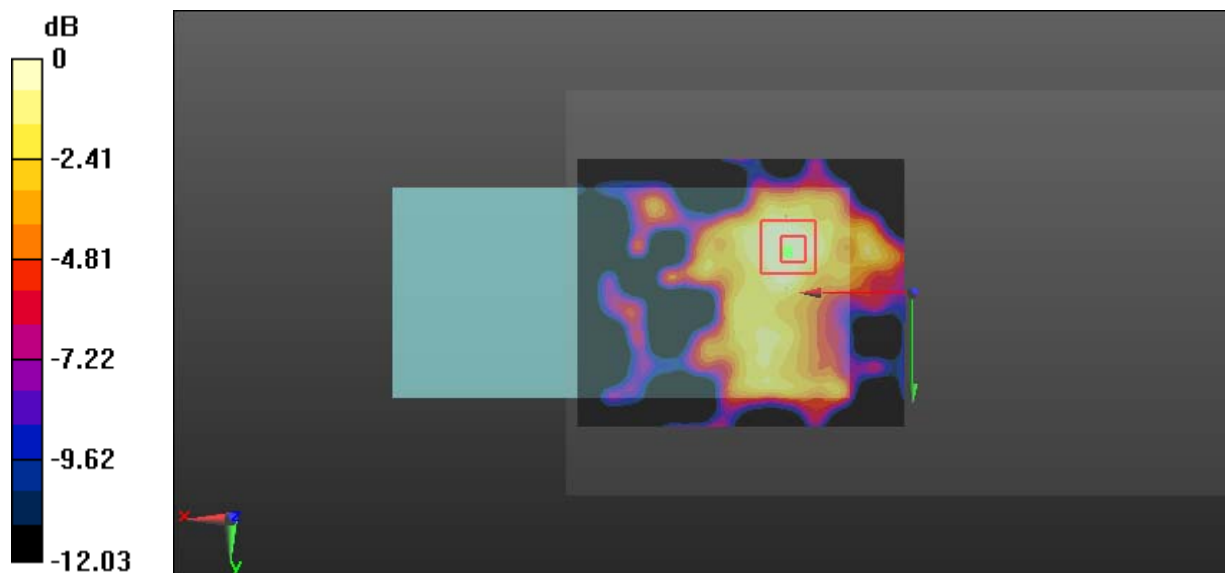
Zoom Scan (5x5x7)/Cube 0: Measurement grid: dx=8mm, dy=8mm, dz=5mm

Reference Value = 2.652 V/m; Power Drift = -0.16 dB

Peak SAR (extrapolated) = 0.116 W/kg

SAR(1 g) = 0.072 W/kg; SAR(10 g) = 0.038 W/kg

Maximum value of SAR (measured) = 0.0793 W/kg



0 dB = 0.0793 W/kg = -11.01 dBW/kg

Test Plot 169#: WLAN 2.4G Mode B_Body Back_High**DUT: APOS A8; Type: APOS A8; Serial: 17122505921**

Communication System: IEEE 802.11b WiFi 2.4 GHz; Frequency: 2462 MHz; Duty Cycle: 1:1

Medium parameters used: $f = 2462$ MHz; $\sigma = 1.982$ S/m; $\epsilon_r = 51.857$; $\rho = 1000$ kg/m³

Phantom section: Center Section

DASY5 Configuration:

- Probe: ES3DV2 - SN3019; ConvF(4.05, 4.05, 4.05); Calibrated: 2017/10/30;
- Sensor-Surface: 4mm (Mechanical Surface Detection)
- Electronics: DAE4 Sn772; Calibrated: 2017/10/9
- Phantom: Triple Flat Phantom 5.1C; Type: QD 000 P51 CA; Serial: 1130
- Measurement SW: DASY52, Version 52.8 (8);

Area Scan (111x91x1): Interpolated grid: dx=1.200 mm, dy=1.200 mm

Maximum value of SAR (interpolated) = 0.109 W/kg

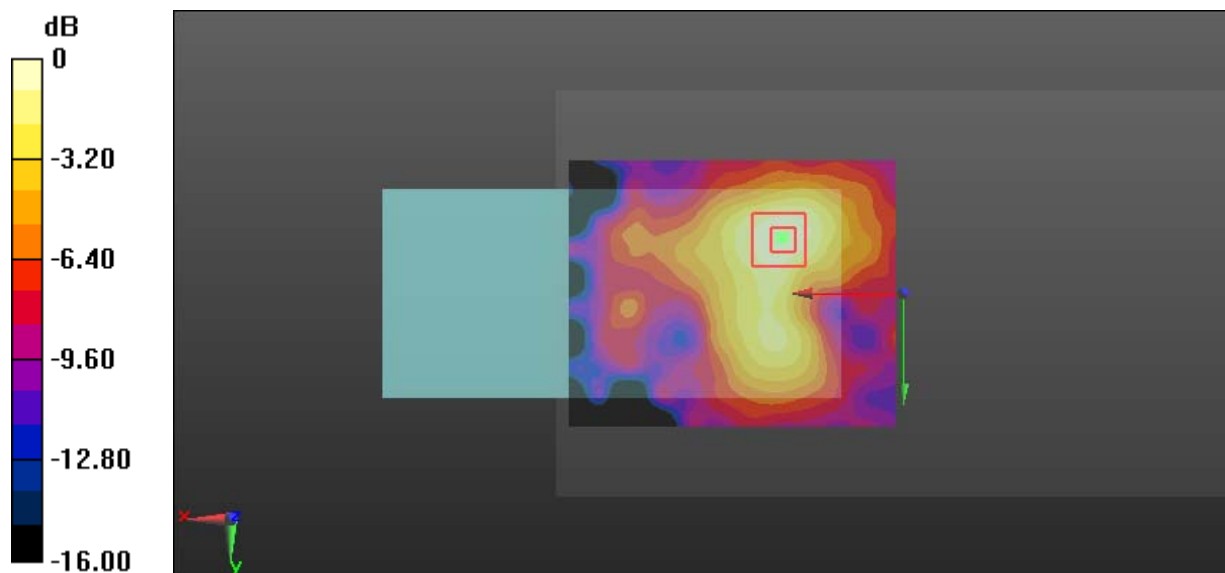
Zoom Scan (7x6x7)/Cube 0: Measurement grid: dx=8mm, dy=8mm, dz=5mm

Reference Value = 2.246 V/m; Power Drift = 0.20 dB

Peak SAR (extrapolated) = 0.153 W/kg

SAR(1 g) = 0.098 W/kg; SAR(10 g) = 0.052 W/kg

Maximum value of SAR (measured) = 0.110 W/kg



0 dB = 0.110 W/kg = -9.59 dBW/kg

Test Plot 170#: WLAN 2.4G Mode B_Body Bottom_Middle**DUT: APOS A8; Type: APOS A8; Serial: 17122505921**

Communication System: IEEE 802.11b WiFi 2.4 GHz; Frequency: 2437 MHz; Duty Cycle: 1:1

Medium parameters used: $f = 2437$ MHz; $\sigma = 1.928$ S/m; $\epsilon_r = 54.217$; $\rho = 1000$ kg/m³

Phantom section: Center Section

DASY5 Configuration:

- Probe: ES3DV2 - SN3019; ConvF(4.05, 4.05, 4.05); Calibrated: 2017/10/30;
- Sensor-Surface: 4mm (Mechanical Surface Detection)
- Electronics: DAE4 Sn772; Calibrated: 2017/10/9
- Phantom: Triple Flat Phantom 5.1C; Type: QD 000 P51 CA; Serial: 1130
- Measurement SW: DASY52, Version 52.8 (8);

Area Scan (91x91x1): Interpolated grid: dx=1.200 mm, dy=1.200 mm

Maximum value of SAR (interpolated) = 0.124 W/kg

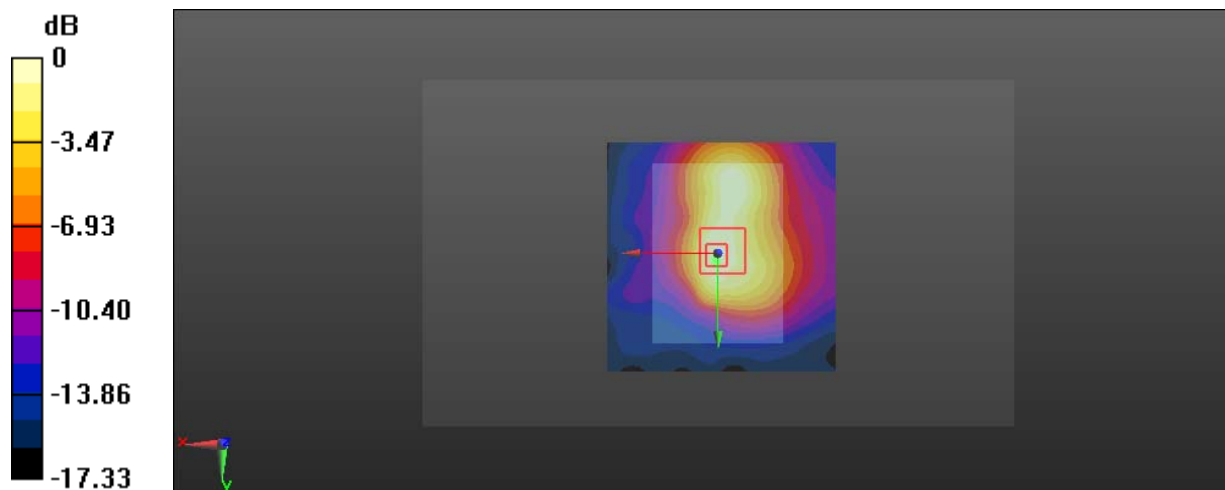
Zoom Scan (6x6x7)/Cube 0: Measurement grid: dx=8mm, dy=8mm, dz=5mm

Reference Value = 8.254 V/m; Power Drift = -0.20 dB

Peak SAR (extrapolated) = 0.151 W/kg

SAR(1 g) = 0.066 W/kg; SAR(10 g) = 0.033 W/kg

Maximum value of SAR (measured) = 0.114 W/kg



0 dB = 0.114 W/kg = -9.43 dBW/kg

Test Plot 171#: WLAN 2.4G Mode B_Handheld Left_Low**DUT: APOS A8; Type: APOS A8; Serial: 17122505921**

Communication System: IEEE 802.11b WiFi 2.4 GHz; Frequency: 2412 MHz; Duty Cycle: 1:1

Medium parameters used: $f = 2412$ MHz; $\sigma = 1.919$ S/m; $\epsilon_r = 54.333$; $\rho = 1000$ kg/m³

Phantom section: Center Section

DASY5 Configuration:

- Probe: ES3DV2 - SN3019; ConvF(4.05, 4.05, 4.05); Calibrated: 2017/10/30;
- Sensor-Surface: 4mm (Mechanical Surface Detection)
- Electronics: DAE4 Sn772; Calibrated: 2017/10/9
- Phantom: Triple Flat Phantom 5.1C; Type: QD 000 P51 CA; Serial: 1130
- Measurement SW: DASY52, Version 52.8 (8);

Area Scan (91x81x1): Interpolated grid: dx=1.200 mm, dy=1.200 mm

Maximum value of SAR (interpolated) = 0.548 W/kg

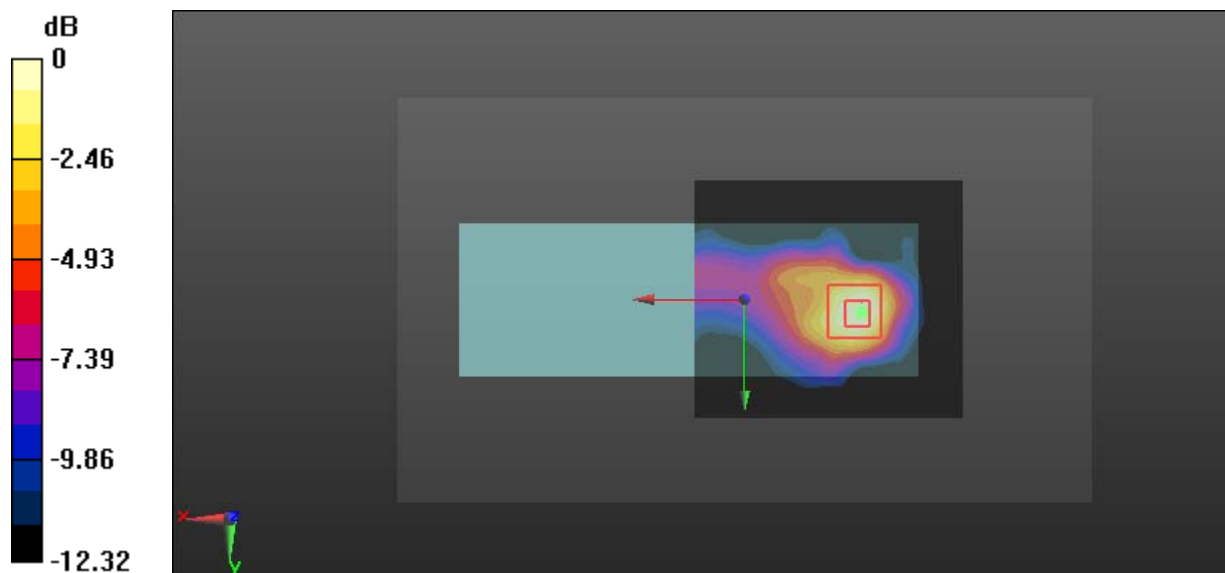
Zoom Scan (5x5x7)/Cube 0: Measurement grid: dx=8mm, dy=8mm, dz=5mm

Reference Value = 8.604 V/m; Power Drift = 0.12 dB

Peak SAR (extrapolated) = 0.881 W/kg

SAR(1 g) = 0.445 W/kg; SAR(10 g) = 0.216 W/kg

Maximum value of SAR (measured) = 0.492 W/kg



0 dB = 0.492 W/kg = -3.08 dBW/kg

Test Plot 172#: WLAN 2.4G Mode B_Handheld Left_Middle**DUT: APOS A8; Type: APOS A8; Serial: 17122505921**

Communication System: IEEE 802.11b WiFi 2.4 GHz; Frequency: 2437 MHz; Duty Cycle: 1:1

Medium parameters used: $f = 2437$ MHz; $\sigma = 1.928$ S/m; $\epsilon_r = 54.217$; $\rho = 1000$ kg/m³

Phantom section: Center Section

DASY5 Configuration:

- Probe: ES3DV2 - SN3019; ConvF(4.05, 4.05, 4.05); Calibrated: 2017/10/30;
- Sensor-Surface: 4mm (Mechanical Surface Detection)
- Electronics: DAE4 Sn772; Calibrated: 2017/10/9
- Phantom: Triple Flat Phantom 5.1C; Type: QD 000 P51 CA; Serial: 1130
- Measurement SW: DASY52, Version 52.8 (8);

Area Scan (91x81x1): Interpolated grid: dx=1.200 mm, dy=1.200 mm

Maximum value of SAR (interpolated) = 0.330 W/kg

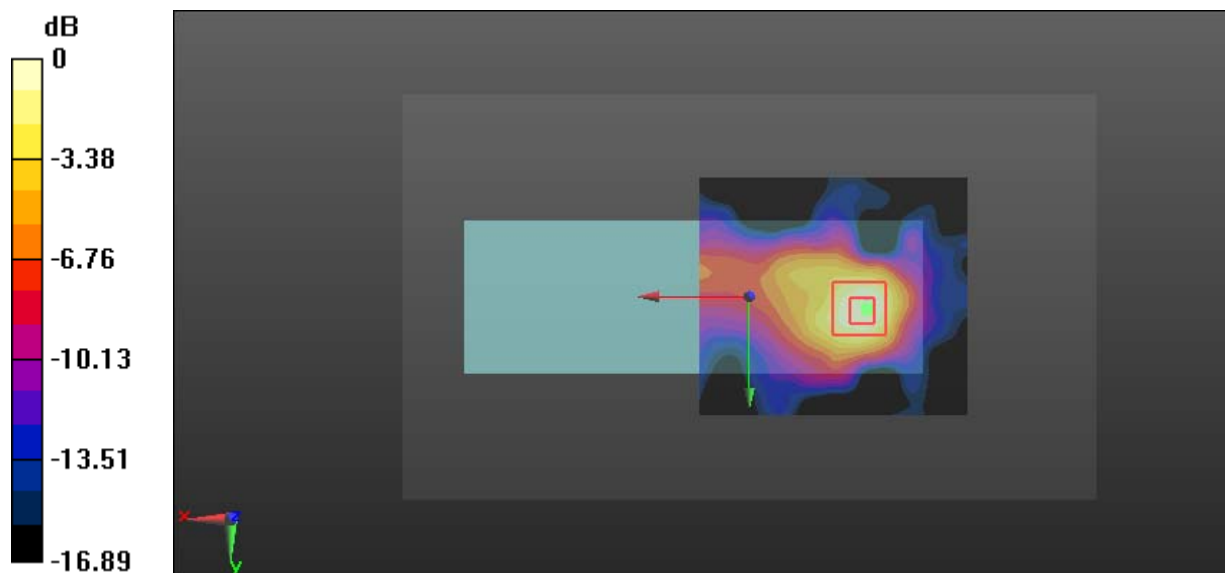
Zoom Scan (5x5x7)/Cube 0: Measurement grid: dx=8mm, dy=8mm, dz=5mm

Reference Value = 4.837 V/m; Power Drift = 0.20 dB

Peak SAR (extrapolated) = 0.530 W/kg

SAR(1 g) = 0.268 W/kg; SAR(10 g) = 0.130 W/kg

Maximum value of SAR (measured) = 0.296 W/kg



0 dB = 0.296 W/kg = -5.29 dBW/kg

Test Plot 173#: WLAN 2.4G Mode B_Handheld Left_High**DUT: APOS A8; Type: APOS A8; Serial: 17122505921**

Communication System: IEEE 802.11b WiFi 2.4 GHz; Frequency: 2462 MHz; Duty Cycle: 1:1

Medium parameters used: $f = 2462$ MHz; $\sigma = 1.982$ S/m; $\epsilon_r = 51.857$; $\rho = 1000$ kg/m³

Phantom section: Center Section

DASY5 Configuration:

- Probe: ES3DV2 - SN3019; ConvF(4.05, 4.05, 4.05); Calibrated: 2017/10/30;
- Sensor-Surface: 4mm (Mechanical Surface Detection)
- Electronics: DAE4 Sn772; Calibrated: 2017/10/9
- Phantom: Triple Flat Phantom 5.1C; Type: QD 000 P51 CA; Serial: 1130
- Measurement SW: DASY52, Version 52.8 (8);

Area Scan (91x81x1): Interpolated grid: dx=1.200 mm, dy=1.200 mm

Maximum value of SAR (interpolated) = 0.477 W/kg

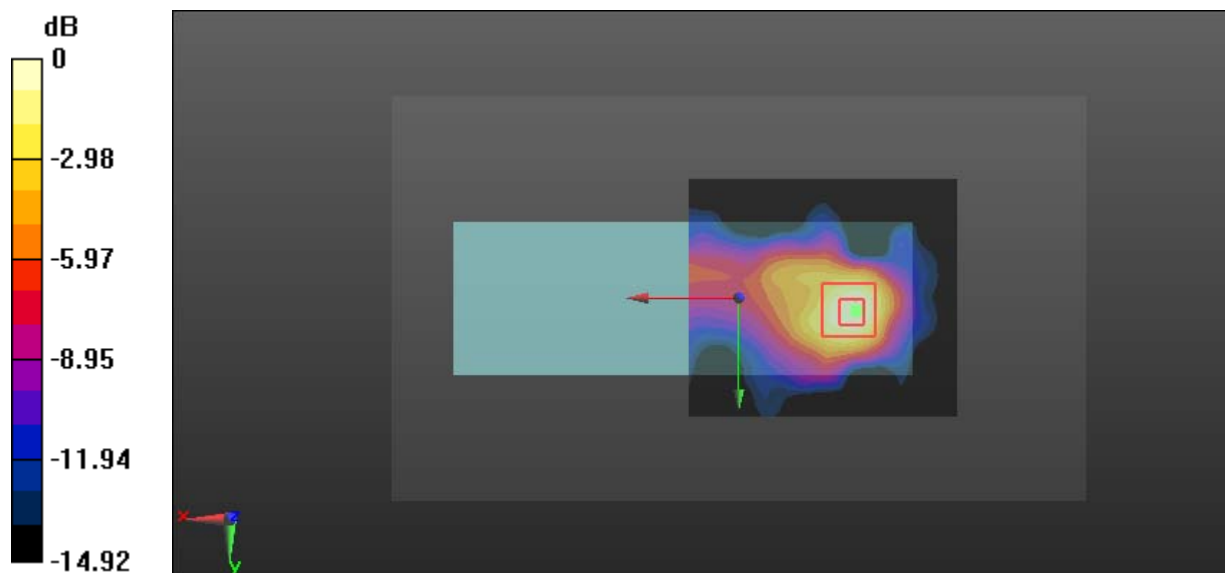
Zoom Scan (5x5x7)/Cube 0: Measurement grid: dx=8mm, dy=8mm, dz=5mm

Reference Value = 6.995 V/m; Power Drift = -0.17 dB

Peak SAR (extrapolated) = 0.769 W/kg

SAR(1 g) = 0.386 W/kg; SAR(10 g) = 0.188 W/kg

Maximum value of SAR (measured) = 0.428 W/kg



0 dB = 0.428 W/kg = -3.69 dBW/kg

Test Plot 174#: Bluetooth(8-DPSK_DH5)_Body Back_Low**DUT: APOS A8; Type: APOS A8; Serial: 17122505921**

Communication System: Bluetooth(8-DPSK_DH5); Frequency: 2402 MHz; Duty Cycle: 1:1.26

Medium parameters used: $f = 2402$ MHz; $\sigma = 1.908$ S/m; $\epsilon_r = 54.42$; $\rho = 1000$ kg/m³

Phantom section: Center Section

DASY5 Configuration:

- Probe: ES3DV2 - SN3019; ConvF(4.05, 4.05, 4.05); Calibrated: 2017/10/30;
- Sensor-Surface: 4mm (Mechanical Surface Detection)
- Electronics: DAE4 Sn772; Calibrated: 2017/10/9
- Phantom: Triple Flat Phantom 5.1C; Type: QD 000 P51 CA; Serial: 1130
- Measurement SW: DASY52, Version 52.8 (8);

Area Scan (111x91x1): Interpolated grid: dx=1.200 mm, dy=1.200 mm

Maximum value of SAR (interpolated) = 0.0958 W/kg


Zoom Scan (7x6x7)/Cube 0: Measurement grid: dx=8mm, dy=8mm, dz=5mm

Reference Value = 2.444 V/m; Power Drift = -0.19 dB

Peak SAR (extrapolated) = 0.0961 W/kg

SAR(1 g) = 0.037 W/kg; SAR(10 g) = 0.014 W/kg

Maximum value of SAR (measured) = 0.0677 W/kg



0 dB = 0.0677 W/kg = -11.69 dBW/kg

Test Plot 175#: Bluetooth(8-DPSK_DH5)_Body Back_Middle**DUT: APOS A8; Type: APOS A8; Serial: 17122505921**

Communication System: Bluetooth(8-DPSK_DH5); Frequency: 2441 MHz; Duty Cycle: 1:1.26

Medium parameters used: $f = 2441$ MHz; $\sigma = 1.938$ S/m; $\epsilon_r = 53.38$; $\rho = 1000$ kg/m³

Phantom section: Center Section

DASY5 Configuration:

- Probe: ES3DV2 - SN3019; ConvF(4.05, 4.05, 4.05); Calibrated: 2017/10/30;
- Sensor-Surface: 4mm (Mechanical Surface Detection)
- Electronics: DAE4 Sn772; Calibrated: 2017/10/9
- Phantom: Triple Flat Phantom 5.1C; Type: QD 000 P51 CA; Serial: 1130
- Measurement SW: DASY52, Version 52.8 (8);

Area Scan (111x91x1): Interpolated grid: dx=1.200 mm, dy=1.200 mm

Maximum value of SAR (interpolated) = 0.129 W/kg

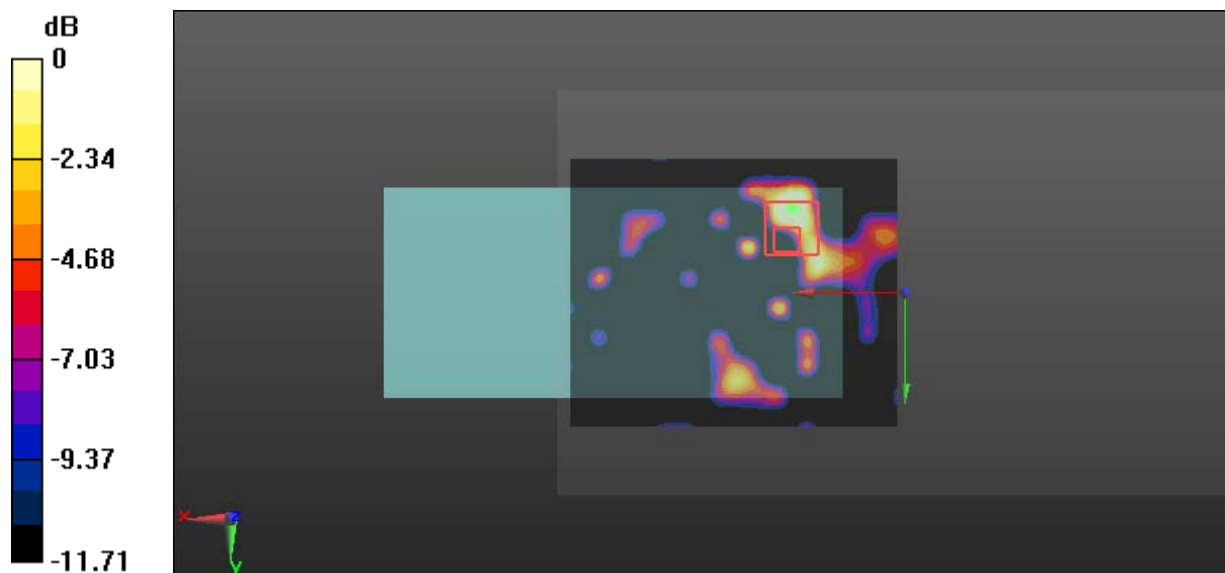
Zoom Scan (7x6x7)/Cube 0: Measurement grid: dx=8mm, dy=8mm, dz=5mm

Reference Value = 2.055 V/m; Power Drift = -0.19 dB

Peak SAR (extrapolated) = 0.147 W/kg

SAR(1 g) = 0.049 W/kg; SAR(10 g) = 0.020 W/kg

Maximum value of SAR (measured) = 0.0532 W/kg



0 dB = 0.0532 W/kg = -12.74 dBW/kg

Test Plot 176#: Bluetooth(8-DPSK_DH5)_Body Back_High**DUT: APOS A8; Type: APOS A8; Serial: 17122505921**

Communication System: Bluetooth(8-DPSK_DH5); Frequency: 2480 MHz; Duty Cycle: 1:1.26

Medium parameters used: $f = 2480$ MHz; $\sigma = 1.989$ S/m; $\epsilon_r = 51.669$; $\rho = 1000$ kg/m³

Phantom section: Center Section

DASY5 Configuration:

- Probe: ES3DV2 - SN3019; ConvF(4.05, 4.05, 4.05); Calibrated: 2017/10/30;
- Sensor-Surface: 4mm (Mechanical Surface Detection)
- Electronics: DAE4 Sn772; Calibrated: 2017/10/9
- Phantom: Triple Flat Phantom 5.1C; Type: QD 000 P51 CA; Serial: 1130
- Measurement SW: DASY52, Version 52.8 (8);

Area Scan (111x91x1): Interpolated grid: dx=1.200 mm, dy=1.200 mm

Maximum value of SAR (interpolated) = 0.0731 W/kg

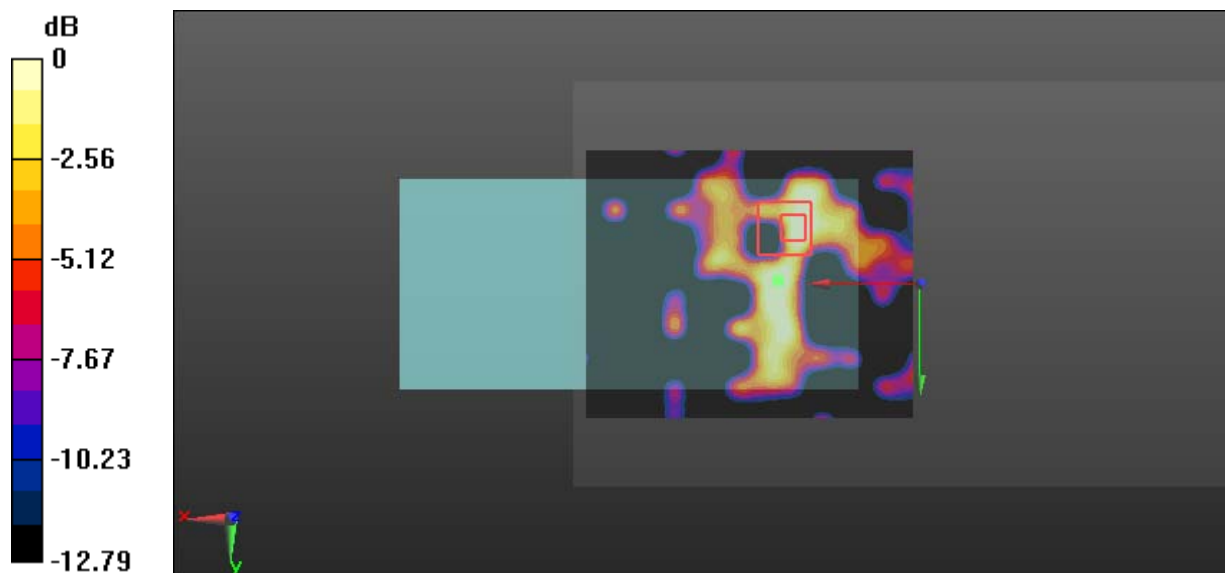
Zoom Scan (8x9x7)/Cube 0: Measurement grid: dx=8mm, dy=8mm, dz=5mm

Reference Value = 2.063 V/m; Power Drift = -0.20 dB

Peak SAR (extrapolated) = 0.0600 W/kg

SAR(1 g) = 0.040 W/kg; SAR(10 g) = 0.018 W/kg

Maximum value of SAR (measured) = 0.0457 W/kg



0 dB = 0.0457 W/kg = -13.40 dBW/kg

Test Plot 177#: Bluetooth(8-DPSK_DH5)_Body Bottom_Middle**DUT: APOS A8; Type: APOS A8; Serial: 17122505921**

Communication System: Bluetooth(8-DPSK_DH5); Frequency: 2441 MHz; Duty Cycle: 1:1.26

Medium parameters used: $f = 2441$ MHz; $\sigma = 1.938$ S/m; $\epsilon_r = 53.38$; $\rho = 1000$ kg/m³

Phantom section: Center Section

DASY5 Configuration:

- Probe: ES3DV2 - SN3019; ConvF(4.05, 4.05, 4.05); Calibrated: 2017/10/30;
- Sensor-Surface: 4mm (Mechanical Surface Detection)
- Electronics: DAE4 Sn772; Calibrated: 2017/10/9
- Phantom: Triple Flat Phantom 5.1C; Type: QD 000 P51 CA; Serial: 1130
- Measurement SW: DASY52, Version 52.8 (8);

Area Scan (91x91x1): Interpolated grid: dx=1.200 mm, dy=1.200 mm

Maximum value of SAR (interpolated) = 0.0265 W/kg

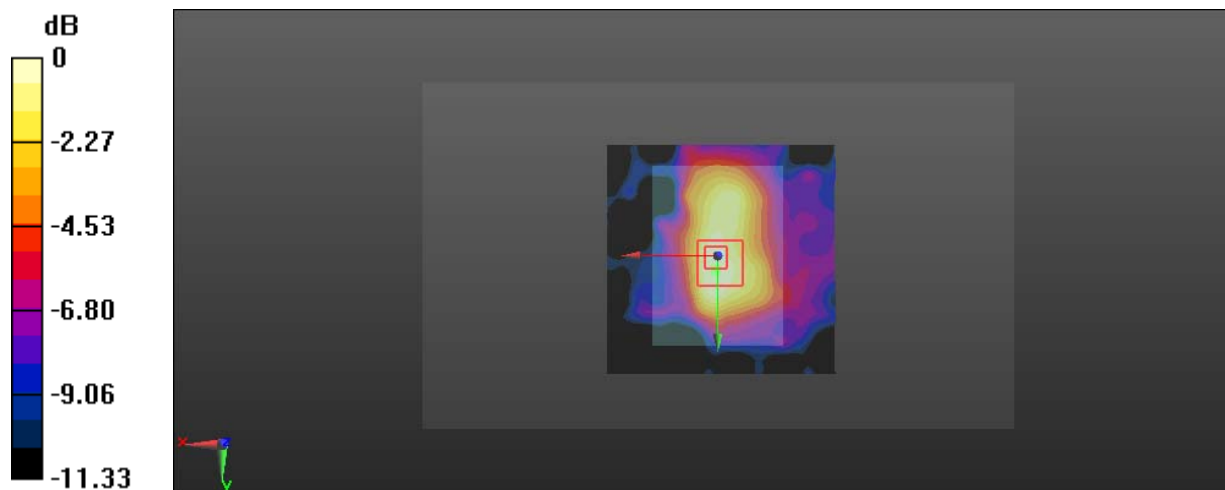
Zoom Scan (5x5x7)/Cube 0: Measurement grid: dx=8mm, dy=8mm, dz=5mm

Reference Value = 3.881 V/m; Power Drift = -0.11 dB

Peak SAR (extrapolated) = 0.0300 W/kg

SAR(1 g) = 0.015 W/kg; SAR(10 g) = 0.00846 W/kg

Maximum value of SAR (measured) = 0.0241 W/kg



0 dB = 0.0241 W/kg = -16.18 dBW/kg

Test Plot 178#: Bluetooth(8-DPSK_DH5)_Handheld Left_Low**DUT: APOS A8; Type: APOS A8; Serial: 17122505921**

Communication System: Bluetooth(8-DPSK_DH5); Frequency: 2402 MHz; Duty Cycle: 1:1.26

Medium parameters used: $f = 2402$ MHz; $\sigma = 1.908$ S/m; $\epsilon_r = 54.42$; $\rho = 1000$ kg/m³

Phantom section: Center Section

DASY5 Configuration:

- Probe: ES3DV2 - SN3019; ConvF(4.05, 4.05, 4.05); Calibrated: 2017/10/30;
- Sensor-Surface: 4mm (Mechanical Surface Detection)
- Electronics: DAE4 Sn772; Calibrated: 2017/10/9
- Phantom: Triple Flat Phantom 5.1C; Type: QD 000 P51 CA; Serial: 1130
- Measurement SW: DASY52, Version 52.8 (8);

Area Scan (91x81x1): Interpolated grid: dx=1.200 mm, dy=1.200 mm

Maximum value of SAR (interpolated) = 0.117 W/kg

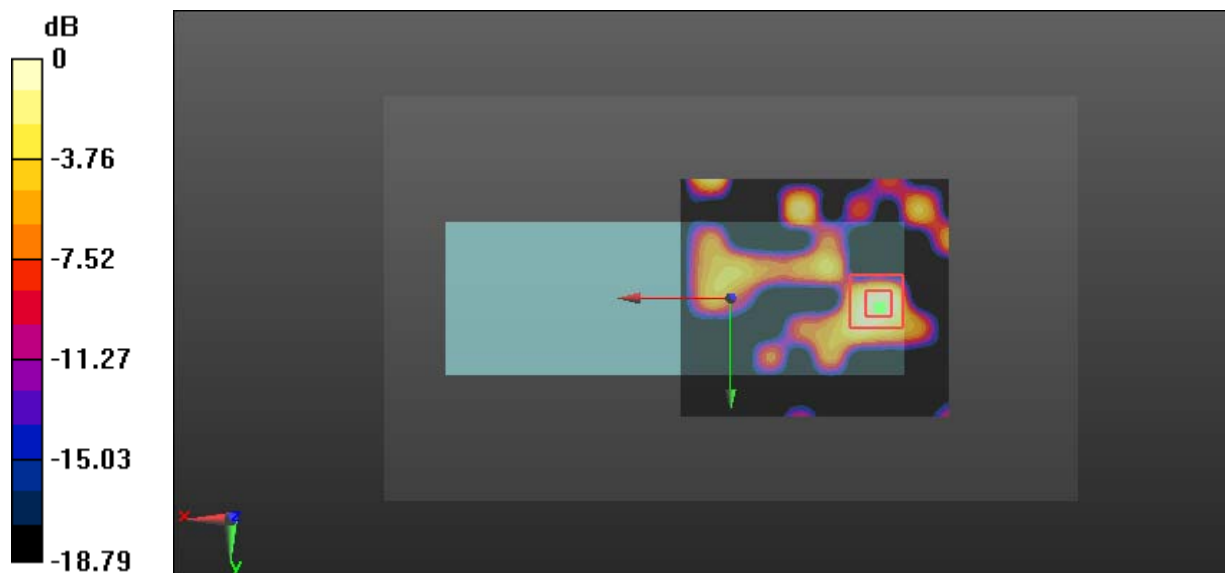
Zoom Scan (7x6x7)/Cube 0: Measurement grid: dx=8mm, dy=8mm, dz=5mm

Reference Value = 4.167 V/m; Power Drift = 0.03 dB

Peak SAR (extrapolated) = 0.271 W/kg

SAR(1 g) = 0.087 W/kg; SAR(10 g) = 0.038 W/kg

Maximum value of SAR (measured) = 0.097 W/kg



0 dB = 0.097 W/kg = -10.13 dBW/kg

Test Plot 179#: Bluetooth(8-DPSK_DH5)_Handheld Left_Middle**DUT: APOS A8; Type: APOS A8; Serial: 17122505921**

Communication System: Bluetooth(8-DPSK_DH5); Frequency: 2441 MHz; Duty Cycle: 1:1.26

Medium parameters used: $f = 2441$ MHz; $\sigma = 1.938$ S/m; $\epsilon_r = 53.38$; $\rho = 1000$ kg/m³

Phantom section: Center Section

DASY5 Configuration:

- Probe: ES3DV2 - SN3019; ConvF(4.05, 4.05, 4.05); Calibrated: 2017/10/30;
- Sensor-Surface: 4mm (Mechanical Surface Detection)
- Electronics: DAE4 Sn772; Calibrated: 2017/10/9
- Phantom: Triple Flat Phantom 5.1C; Type: QD 000 P51 CA; Serial: 1130
- Measurement SW: DASY52, Version 52.8 (8);

Area Scan (91x81x1): Interpolated grid: dx=1.200 mm, dy=1.200 mm

Maximum value of SAR (interpolated) = 0.202 W/kg

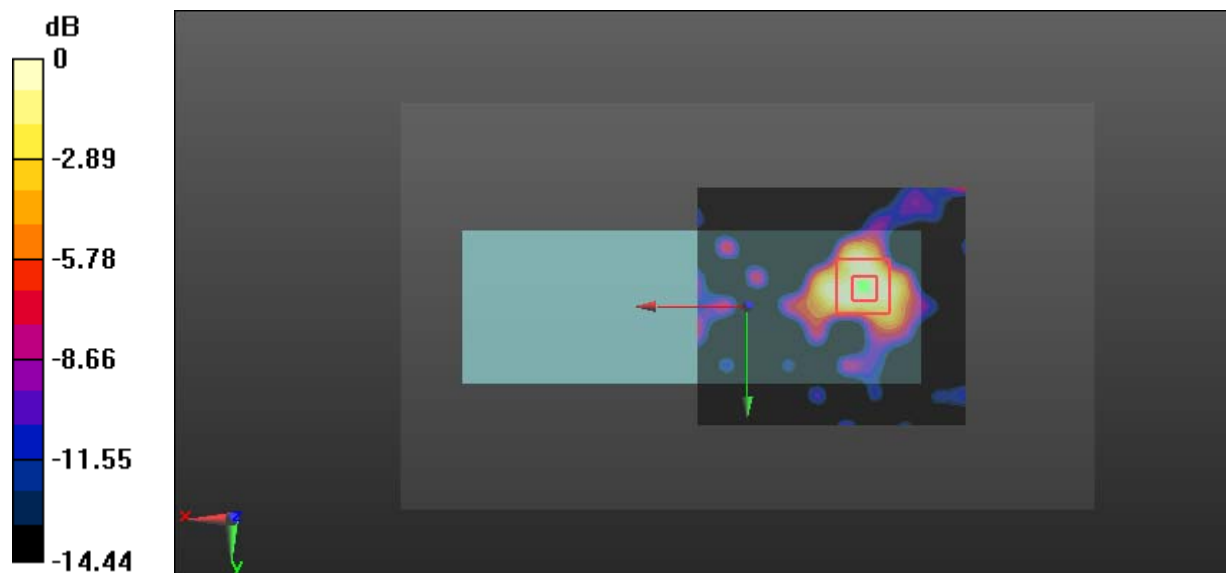
Zoom Scan (7x6x7)/Cube 0: Measurement grid: dx=8mm, dy=8mm, dz=5mm

Reference Value = 4.594 V/m; Power Drift = -0.08 dB

Peak SAR (extrapolated) = 0.241 W/kg

SAR(1 g) = 0.128 W/kg; SAR(10 g) = 0.056 W/kg

Maximum value of SAR (measured) = 0.155 W/kg



0 dB = 0.155 W/kg = -8.10 dBW/kg

Test Plot 180#: Bluetooth(8-DPSK_DH5)_Handheld Left_High**DUT: APOS A8; Type: APOS A8; Serial: 17122505921**

Communication System: Bluetooth(8-DPSK_DH5); Frequency: 2480 MHz; Duty Cycle: 1:1.26

Medium parameters used: $f = 2480$ MHz; $\sigma = 1.989$ S/m; $\epsilon_r = 51.669$; $\rho = 1000$ kg/m³

Phantom section: Center Section

DASY5 Configuration:

- Probe: ES3DV2 - SN3019; ConvF(4.05, 4.05, 4.05); Calibrated: 2017/10/30;
- Sensor-Surface: 4mm (Mechanical Surface Detection)
- Electronics: DAE4 Sn772; Calibrated: 2017/10/9
- Phantom: Triple Flat Phantom 5.1C; Type: QD 000 P51 CA; Serial: 1130
- Measurement SW: DASY52, Version 52.8 (8);

Area Scan (91x81x1): Interpolated grid: dx=1.200 mm, dy=1.200 mm

Maximum value of SAR (interpolated) = 0.111 W/kg

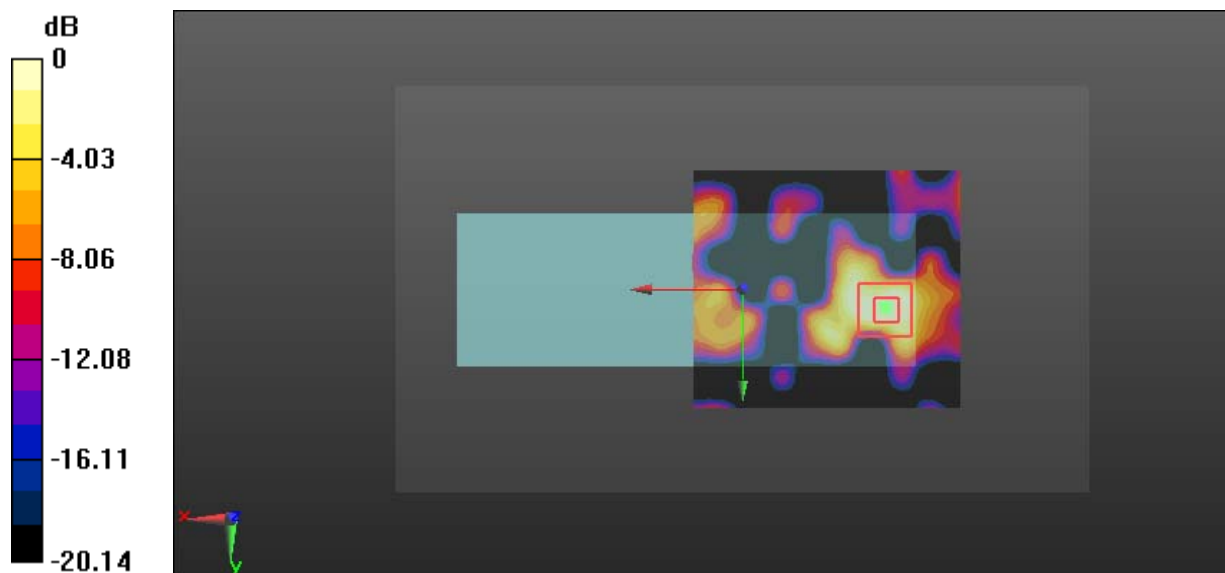
Zoom Scan (7x6x7)/Cube 0: Measurement grid: dx=8mm, dy=8mm, dz=5mm

Reference Value = 3.337 V/m; Power Drift = -0.17 dB

Peak SAR (extrapolated) = 0.111 W/kg

SAR(1 g) = 0.066 W/kg; SAR(10 g) = 0.034 W/kg

Maximum value of SAR (measured) = 0.0776 W/kg



0 dB = 0.0776 W/kg = -11.10 dBW/kg