
SAR Test Report

Report No.: AGC02115210401FH01

FCC ID : 2AG6IMPPUA
APPLICATION PURPOSE : Original Equipment
PRODUCT DESIGNATION : PARROT SKYCONTROLLER USA
BRAND NAME : PARROT
MODEL NAME : MPPUA
APPLICANT : PARROT DRONE SAS
DATE OF ISSUE : Jul. 23,2021
STANDARD(S) : IEEE Std. 1528:2013
FCC 47 CFR Part 2§2.1093:2013
IEEE Std C95.1™-2005
IEC 62209-1: 2016
REPORT VERSION : V1.0

Attestation of Global Compliance (Shenzhen) Co., Ltd.



Any report having not been signed by authorized approver, or having been altered without authorization, or having not been stamped by the "Dedicated Testing/Inspection Stamp" is deemed to be invalid. Copying or excerpting portion of, or altering the content of the report is not permitted without the written authorization of AGC. The test results presented in the report apply only to the tested sample. Any objections to report issued by AGC should be submitted to AGC within 15days after the issuance of the test report. Further enquiry of validity or verification of the test report should be addressed to AGC by agc@agc-cert.com.

Attestation of Global Compliance(Shenzhen)Co., Ltd
Attestation of Global Compliance(Shenzhen)Std & Tech Co., Ltd
Tel: +86-755 2523 4088 E-mail: agc@agc-cert.com Web: <http://cn.agc-cert.com/>



Report Revise Record

Report Version	Revise Time	Issued Date	Valid Version	Notes
V1.0	/	Jul. 23,2021	Valid	Initial Release

Any report having not been signed by authorized approver, or having been altered without authorization, or having not been stamped by the "Dedicated Testing/Inspection Stamp" is deemed to be invalid. Copying or excerpting portion of, or altering the content of the report is not permitted without the written authorization of AGC. The test results presented in the report apply only to the tested sample. Any objections to report issued by AGC should be submitted to AGC within 15days after the issuance of the test report. Further enquiry of validity or verification of the test report should be addressed to AGC by agc@agc-cert.com.

Attestation of Global Compliance(Shenzhen)Co., Ltd
 Attestation of Global Compliance(Shenzhen)Std & Tech Co., Ltd
 Tel: +86-755 2523 4088 E-mail: agc@agc-cert.com Web: http://cn.agc-cert.com/



Test Report	
Applicant Name	PARROT DRONE SAS
Applicant Address	174 quai de jemapas 75010 Paris France
Manufacturer Name	ACTIA
Manufacturer Address	10, avenue Edouard Serres, 31772 COLOMIERS cedex FRANCE
Factory Name	ACTIA
Factory Address	10, avenue Edouard Serres, 31772 COLOMIERS cedex FRANCE
Product Designation	PARROT SKYCONTROLLER USA
Brand Name	PARROT
Model Name	MPPUA
EUT Voltage	DC7.2V by battery
Applicable Standard	IEEE Std. 1528:2013 FCC 47 CFR Part 2§2.1093:2013 IEEE Std C95.1™-2005 IEC 62209-1: 2016
Test Date	Jun. 04,2021 to Jun. 07,2021
Report Template	AGCRT- US -5G/SAR (2021-04-20)

Note: The results of testing in this report apply to the product/system which was tested only.

Jack Gui

Prepared By

Jack Gui (Project Engineer)

Jun. 07,2021

Angela Li

Reviewed By

Angela Li (Reviewer)

Jul. 23,2021

Forrest Lei

Approved By

Forrest Lei (Authorized Officer)

Jul. 23,2021

Any report having not been signed by authorized approver, or having been altered without authorization, or having not been stamped by the "Dedicated Testing/Inspection Stamp" is deemed to be invalid. Copying or excerpting portion of, or altering the content of the report is not permitted without the written authorization of AGC. The test results presented in the report apply only to the tested sample. Any objections to report issued by AGC should be submitted to AGC within 15 days after the issuance of the test report. Further enquiry of validity or verification of the test report should be addressed to AGC by agc@agc-cert.com.



TABLE OF CONTENTS

1. SUMMARY OF MAXIMUM SAR VALUE	5
2. GENERAL INFORMATION.....	6
2.1. EUT DESCRIPTION.....	6
3. SAR MEASUREMENT SYSTEM.....	7
3.1. THE DASY5 SYSTEM USED FOR PERFORMING COMPLIANCE TESTS CONSISTS OF FOLLOWING ITEMS	7
3.2. DASY5 E-FIELD PROBE.....	8
3.3. DATA ACQUISITION ELECTRONICS DESCRIPTION	8
3.4. ROBOT.....	9
3.5. LIGHT BEAM UNIT	9
3.6. DEVICE HOLDER.....	10
3.7. MEASUREMENT SERVER.....	10
3.8. PHANTOM.....	11
4. SAR MEASUREMENT PROCEDURE.....	12
4.1. SPECIFIC ABSORPTION RATE (SAR).....	12
4.2. SAR MEASUREMENT PROCEDURE	13
4.3. RF EXPOSURE CONDITIONS	15
5. TISSUE SIMULATING LIQUID.....	16
5.1. THE COMPOSITION OF THE TISSUE SIMULATING LIQUID.....	16
5.2. TISSUE DIELECTRIC PARAMETERS FOR HEAD AND BODY PHANTOMS	16
5.3. TISSUE CALIBRATION RESULT	17
6. SAR SYSTEM CHECK PROCEDURE	18
6.1. SAR SYSTEM CHECK PROCEDURES	18
6.2. SAR SYSTEM CHECK.....	19
7. EUT TEST POSITION.....	21
7.1. TEST POSITION.....	21
8. SAR EXPOSURE LIMITS	22
9. TEST FACILITY	23
10. TEST EQUIPMENT LIST	24
11. MEASUREMENT UNCERTAINTY	25
12. CONDUCTED POWER MEASUREMENT.....	28
13. TEST RESULTS.....	33
13.1. SAR TEST RESULTS SUMMARY.....	33
APPENDIX A. SAR SYSTEM CHECK DATA	43
APPENDIX B. SAR MEASUREMENT DATA.....	46
APPENDIX C. TEST SETUP PHOTOGRAPHS.....	92
APPENDIX D. CALIBRATION DATA	92

Any report having not been signed by authorized approver, or having been altered without authorization, or having not been stamped by the "Dedicated Testing/Inspection Stamp" is deemed to be invalid. Copying or excerpting portion of, or altering the content of the report is not permitted without the written authorization of AGC. The test results presented in the report apply only to the tested sample. Any objections to report issued by AGC should be submitted to AGC within 15days after the issuance of the test report. Further enquiry of validity or verification of the test report should be addressed to AGC by agc@agc-cert.com.



1. SUMMARY OF MAXIMUM SAR VALUE

The maximum results of Specific Absorption Rate (SAR) found during testing for EUT are as follows:

Frequency Band	Mode	Highest Reported 10g-SAR(W/kg)	SAR Test Limit (W/kg)
		Hand(with 0mm separation)	
WIFI 2.4G-Ant.1	CCK -10MHz	1.090	4.0
	OFDM with data rate MCS0-10MHz	0.578	
	802.11b-20MHz	1.071	
	802.11n(20)-20MHz	0.803	
WIFI 2.4G-Ant.2	CCK -10MHz	0.792	
	OFDM with data rate MCS0-10MHz	0.522	
	802.11b-20MHz	1.086	
	802.11n(20)-20MHz	0.784	
WIFI 2.4G-MIMO	OFDM with data rate MCS0-10MHz	1.111	
	802.11n(20)-20MHz	1.566	
5.2GHz(U-NII-1)-Ant.1	OFDM with data rate 6 -10MHz	0.489	
	OFDM with data rate MCS0-10MHz	0.187	
	802.11a-20MHz	0.780	
	802.11n20-20MHz	0.688	
5.2GHz(U-NII-1)-Ant.2	OFDM with data rate 6 -10MHz	0.783	
	OFDM with data rate MCS0-10MHz	0.611	
	802.11a-20MHz	0.874	
	802.11n20-20MHz	0.823	
5.2GHz(U-NII-1)-MIMO	OFDM with data rate MCS0-10MHz	0.798	
	802.11n20-20MHz	1.547	
5.8GHz(U-NII-3)-Ant.1	OFDM with data rate MCS0-10MHz	0.409	
	802.11a-20MHz	0.581	
	802.11n20-20MHz	0.454	
5.8GHz(U-NII-3)-Ant.2	OFDM with data rate 6 -10MHz	0.148	
	OFDM with data rate MCS0-10MHz	0.140	
	802.11a-20MHz	0.375	
	802.11n20-20MHz	0.280	
5.8GHz(U-NII-3)-MIMO	OFDM with data rate MCS0-10MHz	0.538	
	802.11n20-20MHz	0.723	
SAR Test Result	PASS		

This device is compliance with Specific Absorption Rate (SAR) for general population/uncontrolled exposure limits (4.0W/kg) specified in IEEE Std. 1528:2013; FCC 47CFR § 2.1093; IEEE/ANSI C95.1:2005 and the following specific FCC Test Procedures:

- KDB 447498 D01 General RF Exposure Guidance v06
- KDB 865664 D01 SAR Measurement 100MHz to 6GHz v01r04
- KDB 248227 D01 802 11 Wi-Fi SAR v02r02

Any report having not been signed by authorized approver, or having been altered without authorization, or having not been stamped by the "Dedicated Testing/Inspection Stamp" is deemed to be invalid. Copying or excerpting portion of, or altering the content of the report is not permitted without the written authorization of AGC. The test results presented in the report apply only to the tested sample. Any objections to report issued by AGC should be submitted to AGC within 15 days after the issuance of the test report. Further enquiry of validity or verification of the test report should be addressed to AGC by agc@agc-cert.com.



2. GENERAL INFORMATION

2.1. EUT Description

General Information	
Product Designation	PARROT SKYCONTROLLER USA
Test Model	MPPUA
Hardware Version	HW02
Software Version	3.0.1
Device Category	Portable
RF Exposure Environment	Uncontrolled
Antenna Type	Internal
2.4GHz WIFI	
WIFI Specification	<input type="checkbox"/> 802.11a <input checked="" type="checkbox"/> 802.11b <input checked="" type="checkbox"/> 802.11g <input checked="" type="checkbox"/> 802.11n(20) <input type="checkbox"/> 802.11n(40)
Operation Frequency	2412~2462MHz
Modulation	10MHz :CCK, OFDM
	20MHz :DSSS(DBPSK/DQPSK/CCK); OFDM(BPSK/QPSK/16-QAM/64-QAM)
Avg. Burst Power	10MHz : CCK: 25.05dBm; OFDM(6Mbps):24.72dBm; OFDM(MCS0):24.22dBm 20MHz : 802.11b:25.09dBm, 802.11g:24.58dBm, 802.11n20:24.31dBm
Antenna Gain	6dBi
5 GHz WIFI	
WIFI Specification	<input checked="" type="checkbox"/> 802.11a <input checked="" type="checkbox"/> 802.11n20 <input type="checkbox"/> 802.11n40 <input type="checkbox"/> 802.11ac20 <input type="checkbox"/> 802.11ac40 <input type="checkbox"/> 802.11ac80
Operation Frequency	5150 MHz~5250MHz; 5725 MHz~5850MHz
Modulation	10MHz :OFDM
	20MHz :BPSK, QPSK, 16QAM, 64QAM, 128QAM, 256QAM, OFDM
Max. conducted Power	10MHz : OFDM with data rate 6:24.04dBm; OFDM with data rate MCS0:24.00dBm 20MHz : IEEE 802.11A:24.47dBm; IEEE 802.11N:24.32dBm
Antenna Gain	5.2GHz (U-NII-1):5.15dBi; 5.8GHz (U-NII-3): 5.9dBi;
Battery	Brand name: PARROT Model No. : MCBAT00026 Voltage and Capacitance: 7.2V & 5000mAh

Note: 1. The sample used for testing is end product.

2. Duty-cycle = [on time/total time] x 100%

3. The test sample has no any deviation to the test method of standard mentioned in page 1.

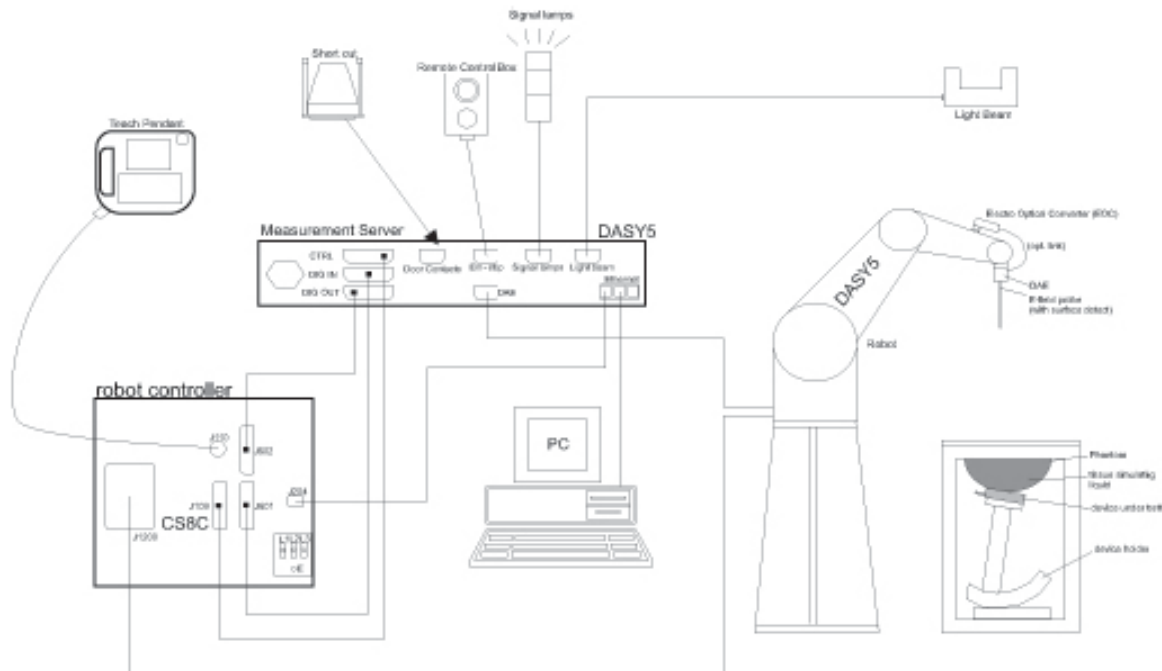
Product	Type
	<input checked="" type="checkbox"/> Production unit <input type="checkbox"/> Identical Prototype

Any report having not been signed by authorized approver, or having been altered without authorization, or having not been stamped by the "Dedicated Testing/Inspection Stamp" is deemed to be invalid. Copying or excerpting portion of, or altering the content of the report is not permitted without the written authorization of AGC. The test results presented in the report apply only to the tested sample. Any objections to report issued by AGC should be submitted to AGC within 15days after the issuance of the test report. Further enquiry of validity or verification of the test report should be addressed to AGC by agc@agc-cert.com.



3. SAR MEASUREMENT SYSTEM

3.1. The DASY5 system used for performing compliance tests consists of following items




- A standard high precision 6-axis robot with controller, teach pendant and software.
- Data acquisition electronics (DAE) which attached to the robot arm extension. The DAE consist of a highly sensitive electrometer-grade preamplifier with auto-zeroing, a channel and gain-switching multiplexer, a fast 16 bit AD-converter and a command decoder with a control logic unit. Transmission to the measurement server is accomplished through an optical downlink for data and status information, as well as an optical uplink for commands and the clock
- A dosimetric probe equipped with an optical surface detector system.
- The Electro-optical converter (EOC) performs the conversion from optical to electrical signals for the digital Communication to the DAE. To use optical surface detection, a special version of the EOC is required. The EOC signal is transmitted to the measurement server.
- A Light Beam used is for probe alignment. This improves the (absolute) accuracy of the probe positioning.
- A computer running WinXP and the DASY5 software.
- Remote control and teach pendant as well as additional circuitry for robot safety such as warning lamps, etc.
- Phantoms, device holders and other accessories according to the targeted measurement.

Any report having not been signed by authorized approver, or having been altered without authorization, or having not been stamped by the "Dedicated Testing/Inspection Stamp" is deemed to be invalid. Copying or excerpting portion of, or altering the content of the report is not permitted without the written authorization of AGC. The test results presented in the report apply only to the tested sample. Any objections to report issued by AGC should be submitted to AGC within 15days after the issuance of the test report. Further enquiry of validity or verification of the test report should be addressed to AGC by agc@agc-cert.com.

3.2. DASYS E-Field Probe

The SAR measurement is conducted with the dosimetric probe manufactured by SPEAG. The probe is specially designed and calibrated for use in liquid with high permittivity. The dosimetric probe has special calibration in liquid at different frequency. SPEAG conducts the probe calibration in compliance with international and national standards (e.g. IEEE-1528 etc.) Under ISO17025. The calibration data are in Appendix D.

Isotropic E-Field Probe Specification


Model	EX3DV4-SN:3953	
Manufacture	SPEAG	
frequency	0.7GHz-6GHz Linearity: $\pm 0.9\%$ (k=2)	
Dynamic Range	0.01W/kg-100W/kg Linearity: $\pm 0.9\%$ (k=2)	
Dimensions	Overall length: 337mm Tip diameter: 2.5mm Typical distance from probe tip to dipole centers: 1mm	
Application	High precision dosimetric measurements in any exposure scenario (e.g., very strong gradient fields). Only probe which enables compliance testing for frequencies up to 6 GHz with precision of better 30%.	

3.3. Data Acquisition Electronics description

The data acquisition electronics (DAE) consist of a highly sensitive electrometer-grade preamplifier with auto-zeroing, a channel and gain-switching multiplexer, a fast 16 bit AD-converter and a command decoder with a control logic unit. Transmission to the measurement server is accomplished through an optical downlink for data and status information, as well as an optical uplink for commands and the clock.

The mechanical probe mounting device includes two different sensor systems for frontal and sideways probe contacts. They are used for mechanical surface detection and probe collision detection.

DAE4

Input Impedance	200MOhm	
The Inputs	Symmetrical and floating	
Common mode rejection	above 80 dB	

Any report having not been signed by authorized approver, or having been altered without authorization, or having not been stamped by the "Dedicated Testing/Inspection Stamp" is deemed to be invalid. Copying or excerpting portion of, or altering the content of the report is not permitted without the written authorization of AGC. The test results presented in the report apply only to the tested sample. Any objections to report issued by AGC should be submitted to AGC within 15 days after the issuance of the test report. Further enquiry of validity or verification of the test report should be addressed to AGC by agc@agc-cert.com.

3.4. Robot

The DASY system uses the high precision robots (DASY5:TX60) type from Stäubli SA (France). For the 6-axis controller system, the robot controller version from is used.

The XL robot series have many features that are important for our application:

- High precision (repeatability 0.02 mm)
- High reliability (industrial design)
- Jerk-free straight movements
- Low ELF interference (the closed metallic construction shields against motor control fields)
- 6-axis controller



3.5. Light Beam Unit

The light beam switch allows automatic “tooling” of the probe. During the process, the actual position of the probe tip with respect to the robot arm is measured, as well as the probe length and the horizontal probe offset. The software then corrects all movements, such that the robot coordinates are valid for the probe tip.

The repeatability of this process is better than 0.1 mm. If a position has been taught with an aligned prob.1 mm, even if the other probe has different dimensions. During probe rotations, the probe tip will keep its actual position. e, the same position will be reached with another aligned probe within 0



Any report having not been signed by authorized approver, or having been altered without authorization, or having not been stamped by the “Dedicated Testing/Inspection Stamp” is deemed to be invalid. Copying or excerpting portion of, or altering the content of the report is not permitted without the written authorization of AGC. The test results presented in the report apply only to the tested sample. Any objections to report issued by AGC should be submitted to AGC within 15days after the issuance of the test report. Further enquiry of validity or verification of the test report should be addressed to AGC by agc@agc-cert.com.



3.6. Device Holder

The DASY device holder is designed to cope with different positions given in the standard. It has two scales for the device rotation (with respect to the body axis) and the device inclination (with respect to the line between the ear reference points). The rotation center for both scales is the ear reference point (EPR).

Thus the device needs no repositioning when changing the angles.

The DASY device holder has been made out of low-loss POM material having the following dielectric parameters: relative permittivity $\epsilon=3$ and loss tangent $\delta = 0.02$. The amount of dielectric material has been reduced in the closest vicinity of the device, since measurements have suggested that the influence of the clamp on the test results could thus be lowered.



3.7. Measurement Server

The measurement server is based on a PC/104 CPU board with CPU (DASY5: 400 MHz, Intel Celeron), chip-disk (DASY5: 128MB), RAM (DASY5: 128MB).

The necessary circuits for communication with the DAE electronic box, as well as the 16 bit AD converter system for optical detection and digital I/O interface are contained on the DAYS I/O board, which is directly connected to the PC/104 bus of the CPU board.

The measurement server performs all the real-time data evaluation for field measurements and surface detection, controls robot movements and handles safety operations.



Any report having not been signed by authorized approver, or having been altered without authorization, or having not been stamped by the "Dedicated Testing/Inspection Stamp" is deemed to be invalid. Copying or excerpting portion of, or altering the content of the report is not permitted without the written authorization of AGC. The test results presented in the report apply only to the tested sample. Any objections to report issued by AGC should be submitted to AGC within 15 days after the issuance of the test report. Further enquiry of validity or verification of the test report should be addressed to AGC by agc@agc-cert.com.

Attestation of Global Compliance(Shenzhen)Co., Ltd
Attestation of Global Compliance(Shenzhen)Std & Tech Co., Ltd
Tel: +86-755 2523 4088 E-mail: agc@agc-cert.com Web: <http://cn.agc-cert.com/>



3.8. PHANTOM SAM Twin Phantom

The SAM twin phantom is a fiberglass shell phantom with 2mm shell thickness (except the ear region where shell thickness increases to 6mm). It has three measurement areas:


- Left head
- Right head
- Flat phantom



The bottom plate contains three pair of bolts for locking the device holder. The device holder positions are adjusted to the standard measurement positions in the three sections. A white cover is provided to tap the phantom during off-periods to prevent water evaporation and changes in the liquid parameters. On the phantom top, three reference markers are provided to identify the phantom position with respect to the robot.

ELI4 Phantom

Flat phantom a fiberglass shell flat phantom with 2mm+/- 0.2 mm shell thickness. It has only one measurement area for Flat phantom



Any report having not been signed by authorized approver, or having been altered without authorization, or having not been stamped by the "Dedicated Testing/Inspection Stamp" is deemed to be invalid. Copying or excerpting portion of, or altering the content of the report is not permitted without the written authorization of AGC. The test results presented in the report apply only to the tested sample. Any objections to report issued by AGC should be submitted to AGC within 15days after the issuance of the test report. Further enquiry of validity or verification of the test report should be addressed to AGC by agc@agc-cert.com.

Attestation of Global Compliance(Shenzhen)Co., Ltd
Attestation of Global Compliance(Shenzhen)Std & Tech Co., Ltd
Tel: +86-755 2523 4088 E-mail: agc@agc-cert.com Web: http://cn.agc-cert.com/



4. SAR MEASUREMENT PROCEDURE

4.1. Specific Absorption Rate (SAR)

SAR is related to the rate at which energy is absorbed per unit mass in object exposed to a radio field. The SAR distribution in a biological body is complicated and is usually carried out by experimental techniques or numerical modeling. The standard recommends limits for two tiers of groups, occupational/controlled and occupational/uncontrolled, based on a person's awareness and ability to exercise control over his or her exposure. In general, occupational/controlled exposure limits are higher than the limits for general population/uncontrolled.

The SAR definition is the time derivative (rate) of the incremental energy (dW) absorbed by (dissipated in) an incremental mass (dm) contained in a volume element(dv) of given mass density (ρ). The equation description is as below:

$$SAR = \frac{d}{dt} \left(\frac{dW}{dm} \right) = \frac{d}{dt} \left(\frac{dW}{\rho dV} \right)$$

SAR is expressed in units of Watts per kilogram (W/kg)

SAR can be obtained using either of the following equations:

$$SAR = \frac{\sigma E^2}{\rho}$$

$$SAR = c_h \left. \frac{dT}{dt} \right|_{t=0}$$

Where

SAR	is the specific absorption rate in watts per kilogram;
E	is the r.m.s. value of the electric field strength in the tissue in volts per meter;
σ	is the conductivity of the tissue in siemens per metre;
ρ	is the density of the tissue in kilograms per cubic metre;
c _h	is the heat capacity of the tissue in joules per kilogram and Kelvin;
$\left. \frac{dT}{dt} \right _{t=0}$	is the initial time derivative of temperature in the tissue in kelvins per second

Any report having not been signed by authorized approver, or having been altered without authorization, or having not been stamped by the "Dedicated Testing/Inspection Stamp" is deemed to be invalid. Copying or excerpting portion of, or altering the content of the report is not permitted without the written authorization of AGC. The test results presented in the report apply only to the tested sample. Any objections to report issued by AGC should be submitted to AGC within 15days after the issuance of the test report. Further enquiry of validity or verification of the test report should be addressed to AGC by agc@agc-cert.com.



4.2. SAR Measurement Procedure

Step 1: Power Reference Measurement

The Power Reference Measurement and Power Drift Measurement are for monitoring the power drift of the device under test in the batch process. The minimum distance of probe sensors to surface is 2.7mm This distance cannot be smaller than the distance os sensor calibration points to probe tip as `defined in the probe properties,

Step 2: Area Scan

The Area Scan is used as a fast scan in two dimensions to find the area of high field values, before doing a fine measurement around the hot spot. The sophisticated interpolation routines implemented in DASY software can find the maximum locations even in relatively coarse grids. When an Area Scan has measured all reachable points, it computes the field maximal found in the scanned area, within a range of the global maximum. The range (in db) is specified in the standards for compliance testing. For example, a 2db range is required in IEEE Standard 1528, whereby 3db is a requirement when compliance is assessed in accordance with the ARIB standard (Japan) If one Zoom Scan follows the Area Scan, then only the absolute maximum will be taken as reference. For cases where multiple maximum are detected, the number of Zoom Scan has to be increased accordingly.

Area Scan Parameters extracted from KDB 865664 D01 SAR Measurement 100MHz to 6GHz

	≤ 3 GHz	> 3 GHz
Maximum distance from closest measurement point (geometric center of probe sensors) to phantom surface	5 ± 1 mm	$\frac{1}{2} \cdot \delta \cdot \ln(2) \pm 0.5$ mm
Maximum probe angle from probe axis to phantom surface normal at the measurement location	30° ± 1°	20° ± 1°
Maximum area scan spatial resolution: Δx_{Area} , Δy_{Area}	≤ 2 GHz: ≤ 15 mm 2 – 3 GHz: ≤ 12 mm	3 – 4 GHz: ≤ 12 mm 4 – 6 GHz: ≤ 10 mm
	When the x or y dimension of the test device, in the measurement plane orientation, is smaller than the above, the measurement resolution must be ≤ the corresponding x or y dimension of the test device with at least one measurement point on the test device.	

Step 3: Zoom Scan

Zoom Scan are used to assess the peak spatial SAR value within a cubic average volume containing 1g abd 10g of simulated tissue. The Zoom Scan measures points(refer to table below) within a cube whose base faces are centered on the maxima found in a preceding area scan job within the same procedure. When the measurement is done, the Zoom Scan evaluates the averaged SAR for 1g and 10g and displays these values next to the job's label.

Any report having not been signed by authorized approver, or having been altered without authorization, or having not been stamped by the "Dedicated Testing/Inspection Stamp" is deemed to be invalid. Copying or excerpting portion of, or altering the content of the report is not permitted without the written authorization of AGC. The test results presented in the report apply only to the tested sample. Any objections to report issued by AGC should be submitted to AGC within 15days after the issuance of the test report. Further enquiry of validity or verification of the test report should be addressed to AGC by agc@agc-cert.com.



Zoom Scan Parameters extracted from KDB865664 d01 SAR Measurement 100MHz to 6GHz

Maximum zoom scan spatial resolution: Δx_{Zoom} , Δy_{Zoom}		≤ 2 GHz: ≤ 8 mm 2 – 3 GHz: ≤ 5 mm*	3 – 4 GHz: ≤ 5 mm* 4 – 6 GHz: ≤ 4 mm*
Maximum zoom scan spatial resolution, normal to phantom surface	uniform grid: $\Delta z_{Zoom}(n)$	≤ 5 mm	3 – 4 GHz: ≤ 4 mm 4 – 5 GHz: ≤ 3 mm 5 – 6 GHz: ≤ 2 mm
	graded grid	$\Delta z_{Zoom}(1)$: between 1 st two points closest to phantom surface	≤ 4 mm
		$\Delta z_{Zoom}(n>1)$: between subsequent points	$\leq 1.5 \cdot \Delta z_{Zoom}(n-1)$
Minimum zoom scan volume	x, y, z	≥ 30 mm	3 – 4 GHz: ≥ 28 mm 4 – 5 GHz: ≥ 25 mm 5 – 6 GHz: ≥ 22 mm
<p>Note: δ is the penetration depth of a plane-wave at normal incidence to the tissue medium; see draft standard IEEE P1528-2011 for details.</p> <p>* When zoom scan is required and the <i>reported</i> SAR from the <i>area scan based 1-g SAR estimation</i> procedures of KDB 447498 is ≤ 1.4 W/kg, ≤ 8 mm, ≤ 7 mm and ≤ 5 mm zoom scan resolution may be applied, respectively, for 2 GHz to 3 GHz, 3 GHz to 4 GHz and 4 GHz to 6 GHz.</p>			

Step 4: Power Drift Measurement

The Power Drift Measurement measures the field at the same location as the most recent power reference measurement within the same procedure, and with the same settings. The Power Drift Measurement gives the field difference in dB from the reading conducted within the same settings. This allows a user to monitor the power drift of the device under test within a batch process. The measurement procedure is the same as Step 1.

Any report having not been signed by authorized approver, or having been altered without authorization, or having not been stamped by the "Dedicated Testing/Inspection Stamp" is deemed to be invalid. Copying or excerpting portion of, or altering the content of the report is not permitted without the written authorization of AGC. The test results presented in the report apply only to the tested sample. Any objections to report issued by AGC should be submitted to AGC within 15 days after the issuance of the test report. Further enquiry of validity or verification of the test report should be addressed to AGC by agc@agc-cert.com.



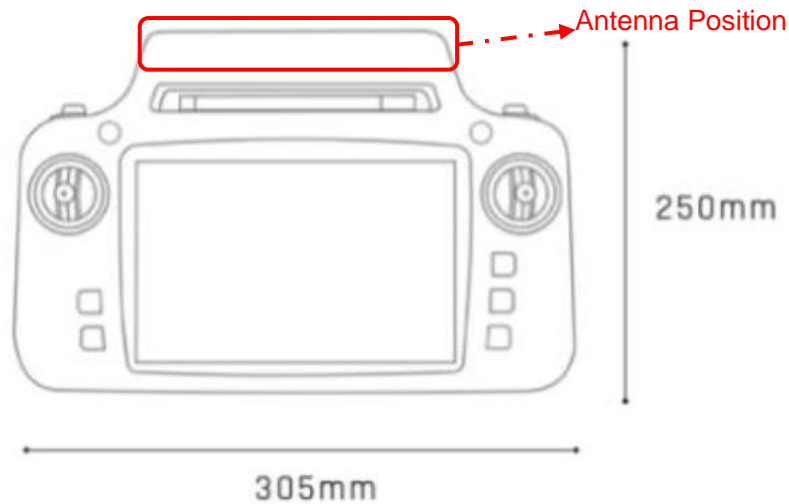
4.3. RF Exposure Conditions

Test Configuration and setting:

The device is an unmanned aerial vehicle remote control, and supports WIFI wireless technology.

For WLAN testing, the EUT is configured with the WLAN continuous TX tool through engineering command.

Antenna Location:



For WLAN mode:

Test Configurations	Antenna to edges/surface	SAR required	Note
Hand			
Back	<25mm	Yes	--
Front	<25mm	Yes	--
Edge 1 (Top)	8mm	Yes	--
Edge 2 (Right)	75mm	No	SAR is not required for the distance between the antenna and the edge is >25mm as per KDB 941225 D06 Hotspot SAR
Edge 3 (Bottom)	183mm	No	SAR is not required for the distance between the antenna and the edge is >25mm as per KDB 941225 D06 Hotspot SAR
Edge 4 (Left)	75mm	No	SAR is not required for the distance between the antenna and the edge is >25mm as per KDB 941225 D06 Hotspot SAR

Any report having not been signed by authorized approver, or having been altered without authorization, or having not been stamped by the "Dedicated Testing/Inspection Stamp" is deemed to be invalid. Copying or excerpting portion of, or altering the content of the report is not permitted without the written authorization of AGC. The test results presented in the report apply only to the tested sample. Any objections to report issued by AGC should be submitted to AGC within 15 days after the issuance of the test report. Further enquiry of validity or verification of the test report should be addressed to AGC by agc@agc-cert.com.



5. TISSUE SIMULATING LIQUID

For SAR measurement of the field distribution inside the phantom, the phantom must be filled with homogeneous tissue simulating liquid to a depth of at least 15cm. For head SAR testing the liquid height from the ear reference point (ERP) of the phantom to the liquid top surface is larger than 15cm For body SAR testing, the liquid height from the center of the flat phantom to the liquid top surface is larger than 15cm. The nominal dielectric values of the tissue simulating liquids in the phantom and the tolerance of 10% are listed in 6.2

5.1. The composition of the tissue simulating liquid

Ingredient (% Weight) Frequency (MHz)	Water	NaCl	Polysorbate 20	DGBE	1,2- Propanediol	Triton X-100	Diethylen glycol monohex ylether
2450 Head	71.88	0.16	0.0	7.99	0.0	19.97	0.0
5000 Head	65.52	0.0	0.0	0.0	0.0	17.24	17.24

5.2. Tissue Dielectric Parameters for Head and Body Phantoms

The head tissue dielectric parameters recommended by the IEC 62209-1 have been incorporated in the following table. The body tissue dielectric parameters recommended by the IEC 62209-2 have been incorporated in the following table.

Target Frequency (MHz)	head		body	
	ϵ_r	σ (S/m)	ϵ_r	σ (S/m)
300	45.3	0.87	45.3	0.87
450	43.5	0.87	43.5	0.87
835	41.5	0.90	41.5	0.90
900	41.5	0.97	41.5	0.97
915	41.5	1.01	41.5	1.01
1450	40.5	1.20	40.5	1.20
1610	40.3	1.29	40.3	1.29
1800 – 2000	40.0	1.40	40.0	1.40
2450	39.2	1.80	39.2	1.80
3000	38.5	2.40	38.5	2.40
5200	36.0	4.66	36.0	4.66
5300	35.9	4.76	35.9	4.76
5600	35.5	5.07	35.5	5.07
5800	35.3	5.27	35.3	5.27

(ϵ_r = relative permittivity, σ = conductivity and $\rho = 1000$ kg/m³)

Any report having not been signed by authorized approver, or having been altered without authorization, or having not been stamped by the "Dedicated Testing/Inspection Stamp" is deemed to be invalid. Copying or excerpting portion of, or altering the content of the report is not permitted without the written authorization of AGC. The test results presented in the report apply only to the tested sample. Any objections to report issued by AGC should be submitted to AGC within 15 days after the issuance of the test report. Further enquiry of validity or verification of the test report should be addressed to AGC by agc@agc-cert.com.

Attestation of Global Compliance(Shenzhen)Co., Ltd
Attestation of Global Compliance(Shenzhen)Std & Tech Co., Ltd
Tel: +86-755 2523 4088 E-mail: agc@agc-cert.com Web: http://cn.agc-cert.com/



5.3. Tissue Calibration Result

The dielectric parameters of the liquids were verified prior to the SAR evaluation using DASY 5 Dielectric Probe Kit and R&S Network Analyzer ZVL6.

Tissue Stimulant Measurement for 2450MHz					
Head	Fr. (MHz)	Dielectric Parameters ($\pm 10\%$)		Tissue Temp [°C]	Test time
		ϵ_r 39.2(35.28-43.12)	δ [s/m]1.80(1.62-1.98)		
	2437	39.52	1.73	22.0	Jun. 04,2021
2450	38.63	1.76			

Tissue Stimulant Measurement for 5200MHz					
Head	Fr. (MHz)	Dielectric Parameters ($\pm 10\%$)		Tissue Temp [°C]	Test time
		ϵ_r 36.0(32.4-39.6)	δ [s/m] 4.66(4.194 -5.126)		
	5200	35.63	5.31	21.4	Jun. 05,2021

Tissue Stimulant Measurement for 5800MHz					
Head	Fr. (MHz)	Dielectric Parameters ($\pm 10\%$)		Tissue Temp [°C]	Test time
		ϵ_r 35.3 (31.77-38.83)	δ [s/m] 5.27 (4.743-5.797)		
	5785	35.34	5.43	21.2	Jun. 07,2021
5800	34.80	5.47			

Any report having not been signed by authorized approver, or having been altered without authorization, or having not been stamped by the "Dedicated Testing/Inspection Stamp" is deemed to be invalid. Copying or excerpting portion of, or altering the content of the report is not permitted without the written authorization of AGC. The test results presented in the report apply only to the tested sample. Any objections to report issued by AGC should be submitted to AGC within 15days after the issuance of the test report. Further enquiry of validity or verification of the test report should be addressed to AGC by agc@agc-cert.com.



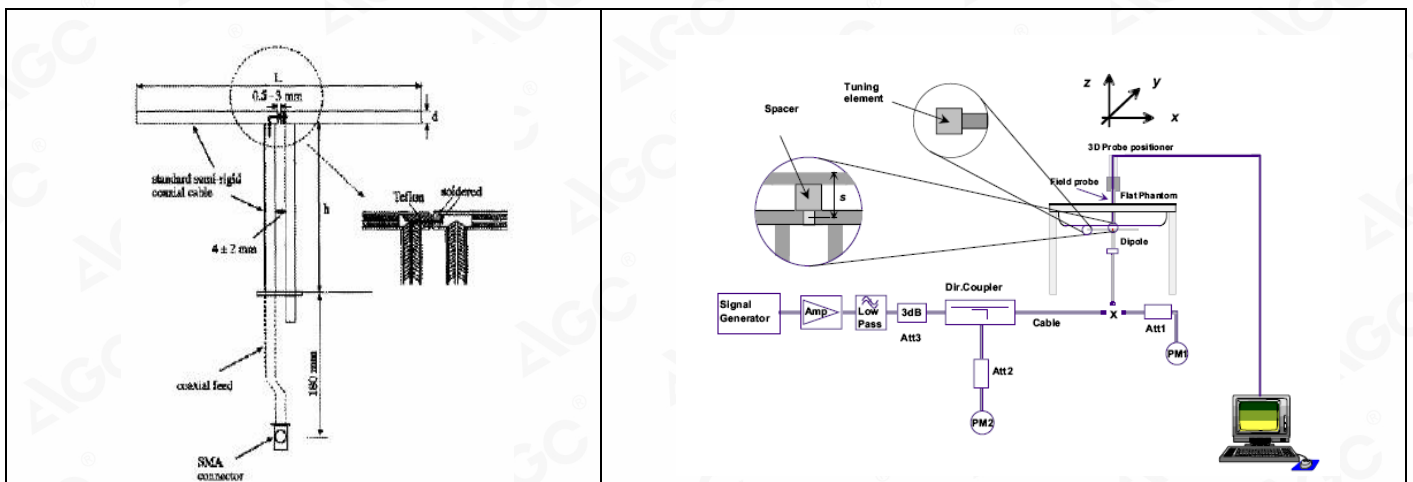
6. SAR SYSTEM CHECK PROCEDURE

6.1. SAR System Check Procedures

SAR system check is required to confirm measurement accuracy, according to the tissue dielectric media, probe calibration points and other system operating parameters required for measuring the SAR of a test device. The system verification must be performed for each frequency band and within the valid range of each probe calibration point required for testing the device. The same SAR probe(s) and tissue-equivalent media combinations used with each specific SAR system for system verification must be used for device testing. When multiple probe calibration points are required to cover substantially large transmission bands, independent system verifications are required for each probe calibration point. A system verification must be performed before each series of SAR measurements using the same probe calibration point and tissue-equivalent medium. Additional system verification should be considered according to the conditions of the tissue-equivalent medium and measured tissue dielectric parameters, typically every three to four days when the liquid parameters are remeasured or sooner when marginal liquid parameters are used at the beginning of a series of measurements.

Each DASY system is equipped with one or more system check kits. These units, together with the predefined measurement procedures within the DASY software, enable the user to conduct the system check and system validation. System kit includes a dipole, and dipole device holder.

The system check verifies that the system operates within its specifications. It's performed daily or before every SAR measurement. The system check uses normal SAR measurement in the flat section of the phantom with a matched dipole at a specified distance. The system check setup is shown as below.





Any report having not been signed by authorized approver, or having been altered without authorization, or having not been stamped by the "Dedicated Testing/Inspection Stamp" is deemed to be invalid. Copying or excerpting portion of, or altering the content of the report is not permitted without the written authorization of AGC. The test results presented in the report apply only to the tested sample. Any objections to report issued by AGC should be submitted to AGC within 15 days after the issuance of the test report. Further enquiry of validity or verification of the test report should be addressed to AGC by agc@agc-cert.com.

Attestation of Global Compliance(Shenzhen)Co., Ltd
Attestation of Global Compliance(Shenzhen)Std & Tech Co., Ltd
Tel: +86-755 2523 4088 E-mail: agc@agc-cert.com Web: http://cn.agc-cert.com/



6.2. SAR System Check

6.2.1. Dipoles

	<p>The dipoles used are based on the IEEE-1528 standard, the table below provides details for the mechanical and electrical specifications for the dipoles.</p>
	<p>The wave guide is based on the IEEE-1528 standard, and is complied with mechanical and electrical specifications in line with the requirements of IEEE. The table below provides details for the mechanical and electrical specifications for the wave guide.</p>

Frequency	L (mm)	h (mm)	d (mm)
2450MHz	51.5	30.4	3.6

Frequency	L (mm)	W (mm)	L _f (mm)	W _f (mm)
5000MHz	40.39	20.19	81.03	61.98

Any report having not been signed by authorized approver, or having been altered without authorization, or having not been stamped by the "Dedicated Testing/Inspection Stamp" is deemed to be invalid. Copying or excerpting portion of, or altering the content of the report is not permitted without the written authorization of AGC. The test results presented in the report apply only to the tested sample. Any objections to report issued by AGC should be submitted to AGC within 15 days after the issuance of the test report. Further enquiry of validity or verification of the test report should be addressed to AGC by agc@agc-cert.com.



6.2.2. System Check Result

System Performance Check at 2450MHz&5000-6000MHz for Head								
Validation Kit: D2450V2-SN:968& SN 15/15 WGA 36								
Frequency [MHz]	Target Value(W/kg)		Reference Result ($\pm 10\%$)		Tested Value(W/kg)		Tissue Temp. [°C]	Test time
	1g	10g	1g	10g	1g	10g		
2450	53.6	25.0	48.24-58.96	22.50-27.50	54.36	24.25	22.0	Jun. 04,2021
5200	161.18	55.04	145.062-177.298	49.536-60.544	166.0	53.80	21.4	Jun. 05,2021
5800	181.69	60.11	163.521-199.859	54.099-66.121	189.00	59.10	21.2	Jun. 07,2021

Note:

(1) We use a CW signal of 18dBm(2450MHz), 10dBm(5000-6000MHz)for system check, and then all SAR values are normalized to 1W forward power. The result must be within $\pm 10\%$ of target value.

Any report having not been signed by authorized approver, or having been altered without authorization, or having not been stamped by the "Dedicated Testing/Inspection Stamp" is deemed to be invalid. Copying or excerpting portion of, or altering the content of the report is not permitted without the written authorization of AGC. The test results presented in the report apply only to the tested sample. Any objections to report issued by AGC should be submitted to AGC within 15days after the issuance of the test report. Further enquiry of validity or verification of the test report should be addressed to AGC by agc@agc-cert.com.



7. EUT TEST POSITION

This EUT was tested in **Hand back, Hand front and Edge1.**

7.1. Test Position

- (1) To position the EUT parallel to the phantom surface.
- (2) To adjust the EUT parallel to the flat phantom.
- (3) To adjust the distance between the EUT surface and the flat phantom to **0mm.**

The SAR test procedure has been defined by FCC via KDB.

Any report having not been signed by authorized approver, or having been altered without authorization, or having not been stamped by the "Dedicated Testing/Inspection Stamp" is deemed to be invalid. Copying or excerpting portion of, or altering the content of the report is not permitted without the written authorization of AGC. The test results presented in the report apply only to the tested sample. Any objections to report issued by AGC should be submitted to AGC within 15 days after the issuance of the test report. Further enquiry of validity or verification of the test report should be addressed to AGC by agc@agc-cert.com.

Attestation of Global Compliance(Shenzhen)Co., Ltd
Attestation of Global Compliance(Shenzhen)Std & Tech Co., Ltd
Tel: +86-755 2523 4088 E-mail: agc@agc-cert.com Web: <http://cn.agc-cert.com/>



8. SAR EXPOSURE LIMITS

Limits for General Population/Uncontrolled Exposure (W/kg)

Type Exposure	Uncontrolled Environment Limit (W/kg)
Spatial Peak SAR (1g cube tissue for brain or body)	1.60
Spatial Average SAR (Whole body)	0.08
Spatial Peak SAR (Limbs)	4.0

Any report having not been signed by authorized approver, or having been altered without authorization, or having not been stamped by the "Dedicated Testing/Inspection Stamp" is deemed to be invalid. Copying or excerpting portion of, or altering the content of the report is not permitted without the written authorization of AGC. The test results presented in the report apply only to the tested sample. Any objections to report issued by AGC should be submitted to AGC within 15 days after the issuance of the test report. Further enquiry of validity or verification of the test report should be addressed to AGC by agc@agc-cert.com.

Attestation of Global Compliance(Shenzhen)Co., Ltd
Attestation of Global Compliance(Shenzhen)Std & Tech Co., Ltd
Tel: +86-755 2523 4088 E-mail: agc@agc-cert.com Web: <http://cn.agc-cert.com/>



9. TEST FACILITY

Test Site	Attestation of Global Compliance (Shenzhen) Co., Ltd
Location	1-2/F, Building 19, Junfeng Industrial Park, Chongqing Road, Heping Community, Fuhai Street, Bao'an District, Shenzhen, Guangdong, China
Designation Number	CN1259
FCC Test Firm Registration Number	975832
A2LA Cert. No.	5054.02
Description	Attestation of Global Compliance(Shenzhen) Co., Ltd is accredited by A2LA

Any report having not been signed by authorized approver, or having been altered without authorization, or having not been stamped by the "Dedicated Testing/Inspection Stamp" is deemed to be invalid. Copying or excerpting portion of, or altering the content of the report is not permitted without the written authorization of AGC. The test results presented in the report apply only to the tested sample. Any objections to report issued by AGC should be submitted to AGC within 15days after the issuance of the test report. Further enquiry of validity or verification of the test report should be addressed to AGC by agc@agc-cert.com.

Attestation of Global Compliance(Shenzhen)Co., Ltd
Attestation of Global Compliance(Shenzhen)Std & Tech Co., Ltd
Tel: +86-755 2523 4088 E-mail: agc@agc-cert.com Web: http://cn.agc-cert.com/



10. TEST EQUIPMENT LIST

Equipment description	Manufacturer/ Model	Identification No.	Current calibration date	Next calibration date
Stäubli Robot	Stäubli-TX60	F13/5Q2UD1/A/01	N/A	N/A
Robot Controller	Stäubli-CS8	139522	N/A	N/A
E-Field Probe	Speag- EX3DV4	SN:3953	Jul. 29,2020	Jul. 28,2021
SAM Twin Phantom	Speag-SAM	1790	N/A	N/A
Device Holder	Speag-SD 000 H01 KA	SD 000 H01 KA	N/A	N/A
DAE4	Speag-SD 000 D04 BM	1398	May 17,2021	May 16,2021
SAR Software	Speag-DASY5	DASY52.8.7.1137	N/A	N/A
Liquid	SATIMO	-	N/A	N/A
Dipole	D2450V2	SN968	July 31,2018	July 30,2021
Wave guide	SWG5500	SN 15/15 WGA 36	Apr. 26,2019	Apr. 25,2022
Signal Generator	Agilent-E4438C	US41461365	Aug. 21,2020	Aug. 20,2021
Vector Analyzer	Agilent / E4440A	US41421290	Sep. 06,2020	Sep. 05,2021
Network Analyzer	Rhode & Schwarz ZVL6	SN101443	Oct. 16,2020	Oct. 15,2021
Attenuator	Warison /WATT-6SR1211	S/N:WRJ34AYM2F 1	June 10,2020	June 09,2021
Attenuator	Mini-circuits / VAT-10+	31405	June 10,2020	June 09,2021
Amplifier	AS0104-55_55	1004793	June 11,2020	June 10,2021
Directional Couple	Werlatone/ C5571-10	SN99463	May 15,2020	May 14,2022
Directional Couple	Werlatone/ C6026-10	SN99482	May 15,2020	May 14,2022
Power Sensor	NRP-Z21	1137.6000.02	Sep. 08,2020	Sep. 07,2021
Power Sensor	NRP-Z23	100323	Feb. 17,2021	Feb. 16,2022
Power Viewer	R&S	V2.3.1.0	N/A	N/A

Note: Per KDB 865664 Dipole SAR Validation, AGC Lab has adopted 3 years calibration intervals. On annual basis, every measurement dipole has been evaluated and is in compliance with the following criteria:

1. There is no physical damage on the dipole;
2. System validation with specific dipole is within 10% of calibrated value;
3. Return-loss is within 20% of calibrated measurement;
4. Impedance is within 5Ω of calibrated measurement.

Any report having not been signed by authorized approver, or having been altered without authorization, or having not been stamped by the "Dedicated Testing/Inspection Stamp" is deemed to be invalid. Copying or excerpting portion of, or altering the content of the report is not permitted without the written authorization of AGC. The test results presented in the report apply only to the tested sample. Any objections to report issued by AGC should be submitted to AGC within 15 days after the issuance of the test report. Further enquiry of validity or verification of the test report should be addressed to AGC by agc@agc-cert.com.



11. MEASUREMENT UNCERTAINTY

DASY Uncertainty- EX3DV4									
Measurement uncertainty for Dipole averaged over 1 gram / 10 gram.									
a	b	c	d	e f(d,k)	f	g	h cx/f/e	i cxg/e	k
Uncertainty Component	Sec.	Tol (± %)	Prob. Dist.	Div.	Ci (1g)	Ci (10g)	1g Ui (±%)	10g Ui (±%)	vi
Measurement System									
Probe calibration	E.2.1	6.65	N	1	1	1	6.65	6.65	∞
Axial Isotropy	E.2.2	0.6	R	$\sqrt{3}$	$\sqrt{0.5}$	$\sqrt{0.5}$	0.24	0.24	∞
Hemispherical Isotropy	E.2.2	1.6	R	$\sqrt{3}$	$\sqrt{0.5}$	$\sqrt{0.5}$	0.65	0.65	∞
Boundary effect	E.2.3	1	R	$\sqrt{3}$	1	1	0.58	0.58	∞
Linearity	E.2.4	0.45	R	$\sqrt{3}$	1	1	0.26	0.26	∞
System detection limits	E.2.4	1	R	$\sqrt{3}$	1	1	0.58	0.58	∞
Modulation response	E.2.5	3.3	R	$\sqrt{3}$	1	1	1.91	1.91	∞
Readout Electronics	E.2.6	0.15	N	1	1	1	0.15	0.15	∞
Response Time	E.2.7	0	R	$\sqrt{3}$	1	1	0.00	0.00	∞
Integration Time	E.2.8	1.7	R	$\sqrt{3}$	1	1	0.98	0.98	∞
RF ambient conditions-Noise	E.6.1	3	R	$\sqrt{3}$	1	1	1.73	1.73	∞
RF ambient conditions-reflections	E.6.1	3	R	$\sqrt{3}$	1	1	1.73	1.73	∞
Probe positioner mechanical tolerance	E.6.2	0.4	R	$\sqrt{3}$	1	1	0.23	0.23	∞
Probe positioning with respect to phantom shell	E.6.3	6.7	R	$\sqrt{3}$	1	1	3.87	3.87	∞
Extrapolation, interpolation, and integrations algorithms for max. SAR evaluation	E.5	4	R	$\sqrt{3}$	1	1	2.31	2.31	∞
Test sample Related									
Test sample positioning	E.4.2	2.9	N	1	1	1	2.90	2.90	∞
Device holder uncertainty	E.4.1	3.6	N	1	1	1	3.60	3.60	∞
Output power variation—SAR drift measurement	E.2.9	5	R	$\sqrt{3}$	1	1	2.89	2.89	∞
SAR scaling	E.6.5	5	R	$\sqrt{3}$	1	1	2.89	2.89	∞
Phantom and tissue parameters									
Phantom shell uncertainty—shape, thickness, and permittivity	E.3.1	6.6	R	$\sqrt{3}$	1	1	3.81	3.81	∞
Uncertainty in SAR correction for deviations in permittivity and conductivity	E.3.2	1.9	N	1	1	0.84	1.90	1.60	∞
Liquid conductivity measurement	E.3.3	4	N	1	0.78	0.71	3.12	2.84	M
Liquid permittivity measurement	E.3.3	5	N	1	0.23	0.26	1.15	1.30	M
Liquid conductivity—temperature uncertainty	E.3.4	2.5	R	$\sqrt{3}$	0.78	0.71	1.13	1.02	∞
Liquid permittivity—temperature uncertainty	E.3.4	2.5	R	$\sqrt{3}$	0.23	0.26	0.33	0.38	∞
Combined Standard Uncertainty			RSS				11.79	11.63	
Expanded Uncertainty (95% Confidence interval)			K=2				23.59	23.26	

Any report having not been signed by authorized approver, or having been altered without authorization, or having not been stamped by the "Dedicated Testing/Inspection Stamp" is deemed to be invalid. Copying or excerpting portion of, or altering the content of the report is not permitted without the written authorization of AGC. The test results presented in the report apply only to the tested sample. Any objections to report issued by AGC should be submitted to AGC within 15 days after the issuance of the test report. Further enquiry of validity or verification of the test report should be addressed to AGC by agc@agc-cert.com.



DASY Uncertainty- EX3DV4									
System Check uncertainty for Dipole averaged over 1 gram / 10 gram.									
a	b	c	d	e f(d,k)	f	g	h cx/f/e	i cx/g/e	k
Uncertainty Component	Sec.	Tol (± %)	Prob. Dist.	Div.	Ci (1g)	Ci (10g)	1g Ui (±%)	10g Ui (±%)	vi
Measurement System									
Probe calibration drift	E.2.1	0.5	N	1	1	1	0.5	0.5	∞
Axial Isotropy	E.2.2	0.6	R	$\sqrt{3}$	0	0	0.00	0.00	∞
Hemispherical Isotropy	E.2.2	1.6	R	$\sqrt{3}$	0	0	0.00	0.00	∞
Boundary effect	E.2.3	1	R	$\sqrt{3}$	0	0	0.00	0.00	∞
Linearity	E.2.4	0.45	R	$\sqrt{3}$	0	0	0.00	0.00	∞
System detection limits	E.2.4	1	R	$\sqrt{3}$	0	0	0.00	0.00	∞
Modulation response	E.2.5	3.3	R	$\sqrt{3}$	0	0	0.00	0.00	∞
Readout Electronics	E.2.6	0.15	N	1	0	0	0.00	0.00	∞
Response Time	E.2.7	0	R	$\sqrt{3}$	0	0	0.00	0.00	∞
Integration Time	E.2.8	1.7	R	$\sqrt{3}$	0	0	0.00	0.00	∞
RF ambient conditions-Noise	E.6.1	3	R	$\sqrt{3}$	0	0	0.00	0.00	∞
RF ambient conditions-reflections	E.6.1	3	R	$\sqrt{3}$	0	0	0.00	0.00	∞
Probe positioner mechanical tolerance	E.6.2	0.4	R	$\sqrt{3}$	1	1	0.37	0.37	∞
Probe positioning with respect to phantom shell	E.6.3	6.7	R	$\sqrt{3}$	1	1	3.87	3.87	∞
Extrapolation, interpolation, and integrations algorithms for max. SAR evaluation	E.5	4	R	$\sqrt{3}$	0	0	0.00	0.00	∞
System check source (dipole)									
Deviation of experimental dipoles	E.6.4	2.0	N	1	1	1	2.00	2.00	∞
Input power and SAR drift measurement	8,6.6.4	5.0	R	$\sqrt{3}$	1	1	2.89	2.89	∞
Dipole axis to liquid distance	8,E.6.6	2.0	R	$\sqrt{3}$	1	1	1.15	1.15	∞
Phantom and tissue parameters									
Phantom shell uncertainty—shape, thickness, and permittivity	E.3.1	6.6	R	$\sqrt{3}$	1	1	3.81	3.81	∞
Uncertainty in SAR correction for deviations in permittivity and conductivity	E.3.2	1.9	N	1	1	0.84	1.90	1.60	∞
Liquid conductivity measurement	E.3.3	4	N	1	0.78	0.71	3.12	2.84	M
Liquid permittivity measurement	E.3.3	5	N	1	0.23	0.26	1.15	1.30	M
Liquid conductivity—temperature uncertainty	E.3.4	2.5	R	$\sqrt{3}$	0.78	0.71	1.13	1.02	∞
Liquid permittivity—temperature uncertainty	E.3.4	2.5	R	$\sqrt{3}$	0.23	0.26	0.33	0.38	∞
Combined Standard Uncertainty			RSS				7.34	7.07	
Expanded Uncertainty (95% Confidence interval)			K=2				14.67	14.14	

Any report having not been signed by authorized approver, or having been altered without authorization, or having not been stamped by the "Dedicated Testing/Inspection Stamp" is deemed to be invalid. Copying or excerpting portion of, or altering the content of the report is not permitted without the written authorization of AGC. The test results presented in the report apply only to the tested sample. Any objections to report issued by AGC should be submitted to AGC within 15 days after the issuance of the test report. Further enquiry of validity or verification of the test report should be addressed to AGC by agc@agc-cert.com.



DASY Uncertainty- EX3DV4									
System Validation uncertainty for Dipole averaged over 1 gram / 10 gram.									
a	b	c	d	e f(d,k)	f	g	h cx/f/e	i cx/g/e	k
Uncertainty Component	Sec.	Tol (±%)	Prob. Dist.	Div.	Ci (1g)	Ci (10g)	1g Ui (±%)	10g Ui (±%)	vi
Measurement System									
Probe calibration	E.2.1	6.65	N	1	1	1	6.65	6.65	∞
Axial Isotropy	E.2.2	0.6	R	$\sqrt{3}$	1	1	0.35	0.35	∞
Hemispherical Isotropy	E.2.2	1.6	R	$\sqrt{3}$	0	0	0.00	0.00	∞
Boundary effect	E.2.3	1	R	$\sqrt{3}$	1	1	0.58	0.58	∞
Linearity	E.2.4	0.45	R	$\sqrt{3}$	1	1	0.26	0.26	∞
System detection limits	E.2.4	1	R	$\sqrt{3}$	1	1	0.58	0.58	∞
Modulation response	E.2.5	3.3	R	$\sqrt{3}$	0	0	0.00	0.00	∞
Readout Electronics	E.2.6	0.15	N	1	1	1	0.15	0.15	∞
Response Time	E.2.7	0	R	$\sqrt{3}$	0	0	0.00	0.00	∞
Integration Time	E.2.8	1.7	R	$\sqrt{3}$	0	0	0.00	0.00	∞
RF ambient conditions-Noise	E.6.1	3	R	$\sqrt{3}$	1	1	1.73	1.73	∞
RF ambient conditions-reflections	E.6.1	3	R	$\sqrt{3}$	1	1	1.73	1.73	∞
Probe positioner mechanical tolerance	E.6.2	0.4	R	$\sqrt{3}$	1	1	0.23	0.23	∞
Probe positioning with respect to phantom shell	E.6.3	6.7	R	$\sqrt{3}$	1	1	3.87	3.87	∞
Extrapolation, interpolation, and integrations algorithms for max. SAR evaluation	E.5	4	R	$\sqrt{3}$	1	1	2.31	2.31	∞
System check source (dipole)									
Deviation of experimental dipole from numerical dipole	E.6.4	5.0	N	1	1	1	5.00	5.00	∞
Input power and SAR drift measurement	8,6.6.4	5.0	R	$\sqrt{3}$	1	1	2.89	2.89	∞
Dipole axis to liquid distance	8,E.6.6	2.0	R	$\sqrt{3}$	1	1	1.15	1.15	∞
Phantom and tissue parameters									
Phantom shell uncertainty—shape, thickness, and permittivity	E.3.1	6.6	R	$\sqrt{3}$	1	1	3.81	3.81	∞
Uncertainty in SAR correction for deviations in permittivity and conductivity	E.3.2	1.9	N	1	1	0.84	1.90	1.60	∞
Liquid conductivity measurement	E.3.3	4	N	1	0.78	0.71	3.12	2.84	M
Liquid permittivity measurement	E.3.3	5	N	1	0.23	0.26	1.15	1.30	M
Liquid conductivity—temperature uncertainty	E.3.4	2.5	R	$\sqrt{3}$	0.78	0.71	1.13	1.02	∞
Liquid permittivity—temperature uncertainty	E.3.4	2.5	R	$\sqrt{3}$	0.23	0.26	0.33	0.38	∞
Combined Standard Uncertainty			RSS				11.45	11.28	
Expanded Uncertainty (95% Confidence interval)			K=2				22.89	22.55	

Any report having not been signed by authorized approver, or having been altered without authorization, or having not been stamped by the "Dedicated Testing/Inspection Stamp" is deemed to be invalid. Copying or excerpting portion of, or altering the content of the report is not permitted without the written authorization of AGC. The test results presented in the report apply only to the tested sample. Any objections to report issued by AGC should be submitted to AGC within 15 days after the issuance of the test report. Further enquiry of validity or verification of the test report should be addressed to AGC by agc@agc-cert.com.



12. CONDUCTED POWER MEASUREMENT

2.4GHz WIFI

Mode	Nominal Channel Bandwidth	Channel	Frequency(MHz)	Conducted Output Power (dBm)-Ant.1	Conducted Output Power (dBm)-Ant.2	MIMO
CCK	10MHz	01	2412	24.01	24.10	N/A
		06	2437	24.20	24.37	N/A
		11	2462	25.05	24.99	N/A
OFDM with data rate 6	10MHz	01	2412	23.62	24.08	N/A
		06	2437	23.77	23.96	N/A
		11	2462	24.19	24.72	N/A
OFDM with data rate MCS0	10MHz	01	2412	23.76	23.71	26.75
		06	2437	23.62	23.93	26.79
		11	2462	23.74	24.22	27.00
802.11b	20MHz	01	2412	24.50	24.09	N/A
		06	2437	24.09	24.38	N/A
		11	2462	24.69	25.09	N/A
802.11g	20MHz	01	2412	24.42	24.26	N/A
		06	2437	24.37	24.12	N/A
		11	2462	24.58	24.26	N/A
802.11n(20)	20MHz	01	2412	23.83	24.07	26.96
		06	2437	24.05	24.15	27.11
		11	2462	23.14	24.31	26.77

Any report having not been signed by authorized approver, or having been altered without authorization, or having not been stamped by the "Dedicated Testing/Inspection Stamp" is deemed to be invalid. Copying or excerpting portion of, or altering the content of the report is not permitted without the written authorization of AGC. The test results presented in the report apply only to the tested sample. Any objections to report issued by AGC should be submitted to AGC within 15 days after the issuance of the test report. Further enquiry of validity or verification of the test report should be addressed to AGC by agc@agc-cert.com.



5.2GHz WIFI-Nominal Channel Bandwidth:10MHz

Mode	channel	Frequency	Power(dBm)							
			Data Rate(bps)							
Ant.1										
			6M	9M	12M	18M	24M	36M	48M	54M
OFDM	36	5180	16.39	16.27	16.12	16.05	15.95	15.86	15.76	15.62
	40	5200	16.00	15.91	15.77	15.66	15.56	15.43	15.33	15.28
	44	5220	15.93	15.83	15.72	15.58	15.47	15.41	15.25	15.19
	48	5240	16.15	15.99	15.91	15.82	15.68	15.56	15.57	15.39
			MCS0	MCS1	MCS2	MCS3	MCS4	MCS5	MCS6	MCS7
OFDM	36	5180	13.48	13.32	13.24	13.15	13.03	12.89	12.83	12.72
	40	5200	13.09	12.96	12.85	12.79	12.62	12.58	12.41	12.34
	44	5220	13.02	12.87	12.77	12.67	12.56	12.44	12.34	12.39
	48	5240	13.08	12.96	12.81	12.69	12.68	12.56	12.43	12.35
Ant.2										
			6M	9M	12M	18M	24M	36M	48M	54M
OFDM	36	5180	16.16	16.06	15.88	15.81	15.74	15.59	15.48	15.41
	40	5200	16.15	16.03	15.88	15.81	15.71	15.62	15.52	15.38
	44	5220	16.09	16.06	15.86	15.73	15.65	15.51	15.43	15.37
	48	5240	16.20	16.15	15.98	15.83	15.72	15.68	15.56	15.46
			MCS0	MCS1	MCS2	MCS3	MCS4	MCS5	MCS6	MCS7
OFDM	36	5180	13.19	13.03	12.95	12.83	12.71	12.56	12.52	12.43
	40	5200	12.66	12.53	12.45	12.33	12.17	12.08	11.94	11.90
	44	5220	12.58	12.43	12.33	12.21	12.08	11.97	11.89	11.83
	48	5240	12.79	12.67	12.52	12.37	12.33	12.23	12.12	12.02
MIMO										
			6M	9M	12M	18M	24M	36M	48M	54M
OFDM	36	5180	N/A	N/A	N/A	N/A	N/A	N/A	N/A	N/A
	40	5200	N/A	N/A	N/A	N/A	N/A	N/A	N/A	N/A
	44	5220	N/A	N/A	N/A	N/A	N/A	N/A	N/A	N/A
	48	5240	N/A	N/A	N/A	N/A	N/A	N/A	N/A	N/A
			MCS0	MCS1	MCS2	MCS3	MCS4	MCS5	MCS6	MCS7
OFDM	36	5180	16.35	16.19	16.11	16.00	15.88	15.74	15.69	15.59
	40	5200	15.89	15.76	15.66	15.58	15.41	15.35	15.19	15.14
	44	5220	15.82	15.67	15.57	15.46	15.34	15.22	15.13	15.13
	48	5240	15.95	15.83	15.68	15.54	15.52	15.41	15.29	15.20

Any report having not been signed by authorized approver, or having been altered without authorization, or having not been stamped by the "Dedicated Testing/Inspection Stamp" is deemed to be invalid. Copying or excerpting portion of, or altering the content of the report is not permitted without the written authorization of AGC. The test results presented in the report apply only to the tested sample. Any objections to report issued by AGC should be submitted to AGC within 15days after the issuance of the test report. Further enquiry of validity or verification of the test report should be addressed to AGC by agc@agc-cert.com.



5.2GHz WIFI-Nominal Channel Bandwidth:20MHz

Mode	channel	Frequency	Power(dBm)							
			Data Rate(bps)							
Ant.1										
			6M	9M	12M	18M	24M	36M	48M	54M
802.11 a	36	5180	19.25	19.12	18.99	18.93	18.82	18.73	18.56	18.52
	40	5200	18.88	18.78	18.61	18.53	18.46	18.31	18.22	18.13
	44	5220	18.73	18.61	18.46	18.37	18.24	18.16	18.08	17.92
	48	5240	19.26	19.17	19.03	18.88	18.76	18.68	18.56	18.46
			MCS0	MCS1	MCS2	MCS3	MCS4	MCS5	MCS6	MCS7
802.11 n20	36	5180	15.98	15.83	15.75	15.65	15.51	15.43	15.31	15.22
	40	5200	15.86	15.73	15.58	15.50	15.40	15.34	15.17	15.13
	44	5220	15.71	15.61	15.40	15.30	15.25	15.14	15.03	14.96
	48	5240	16.29	16.17	16.02	15.95	15.85	15.76	15.66	15.52
Ant.2										
			6M	9M	12M	18M	24M	36M	48M	54M
802.11 a	36	5180	19.11	18.98	18.85	18.77	18.59	18.54	18.42	18.36
	40	5200	18.90	18.75	18.63	18.54	18.43	18.32	18.22	18.18
	44	5220	18.81	18.69	18.52	18.37	18.35	18.29	18.16	18.08
	48	5240	18.86	18.72	18.63	18.56	18.37	18.29	18.22	18.11
			MCS0	MCS1	MCS2	MCS3	MCS4	MCS5	MCS6	MCS7
802.11 n20	36	5180	15.72	15.60	15.45	15.33	15.27	15.17	15.05	14.99
	40	5200	15.79	15.65	15.56	15.43	15.25	15.17	15.12	15.04
	44	5220	15.66	15.58	15.41	15.31	15.15	15.10	14.96	14.89
	48	5240	15.88	15.77	15.68	15.55	15.41	15.31	15.15	15.13
MIMO										
			6M	9M	12M	18M	24M	36M	48M	54M
802.11 a	36	5180	N/A	N/A	N/A	N/A	N/A	N/A	N/A	N/A
	40	5200	N/A	N/A	N/A	N/A	N/A	N/A	N/A	N/A
	44	5220	N/A	N/A	N/A	N/A	N/A	N/A	N/A	N/A
	48	5240	N/A	N/A	N/A	N/A	N/A	N/A	N/A	N/A
			MCS0	MCS1	MCS2	MCS3	MCS4	MCS5	MCS6	MCS7
802.11 n20	36	5180	18.86	18.73	18.61	18.50	18.40	18.31	18.19	18.12
	40	5200	18.84	18.70	18.58	18.48	18.34	18.27	18.16	18.10
	44	5220	18.70	18.61	18.42	18.32	18.21	18.13	18.01	17.94
	48	5240	19.10	18.98	18.86	18.76	18.65	18.55	18.42	18.34

Any report having not been signed by authorized approver, or having been altered without authorization, or having not been stamped by the "Dedicated Testing/Inspection Stamp" is deemed to be invalid. Copying or excerpting portion of, or altering the content of the report is not permitted without the written authorization of AGC. The test results presented in the report apply only to the tested sample. Any objections to report issued by AGC should be submitted to AGC within 15days after the issuance of the test report. Further enquiry of validity or verification of the test report should be addressed to AGC by agc@agc-cert.com.



5.8GHz WIFI-Nominal Channel Bandwidth:10MHz

Mode	channel	Frequency	Power(dBm)							
			Data Rate(bps)							
Ant.1										
			6M	9M	12M	18M	24M	36M	48M	54M
OFDM	149	5745	23.91	23.81	23.63	23.51	23.46	23.32	23.23	23.16
	157	5785	23.84	23.72	23.57	23.45	23.35	23.28	23.21	23.07
	165	5825	23.36	23.27	23.13	22.95	22.89	22.74	22.69	22.64
			MCS0	MCS1	MCS2	MCS3	MCS4	MCS5	MCS6	MCS7
OFDM	149	5745	23.26	23.13	23.05	22.94	22.83	22.74	22.57	22.53
	157	5785	24.00	23.92	23.72	23.65	23.58	23.43	23.32	23.25
	165	5825	23.42	23.36	23.15	23.08	22.98	22.89	22.79	22.65
Ant.2										
			6M	9M	12M	18M	24M	36M	48M	54M
OFDM	149	5745	24.04	23.89	23.79	23.69	23.58	23.41	23.34	23.27
	157	5785	23.83	23.71	23.56	23.44	23.43	23.29	23.17	23.09
	165	5825	23.30	23.16	23.07	22.94	22.81	22.71	22.61	22.49
			MCS0	MCS1	MCS2	MCS3	MCS4	MCS5	MCS6	MCS7
OFDM	149	5745	23.88	23.79	23.65	23.52	23.44	23.33	23.21	23.16
	157	5785	23.72	23.62	23.56	23.35	23.26	23.23	23.04	22.98
	165	5825	23.25	23.09	23.01	22.92	22.78	22.66	22.67	22.49
MIMO										
			6M	9M	12M	18M	24M	36M	48M	54M
OFDM	149	5745	N/A	N/A	N/A	N/A	N/A	N/A	N/A	N/A
	157	5785	N/A	N/A	N/A	N/A	N/A	N/A	N/A	N/A
	165	5825	N/A	N/A	N/A	N/A	N/A	N/A	N/A	N/A
			MCS0	MCS1	MCS2	MCS3	MCS4	MCS5	MCS6	MCS7
OFDM	149	5745	26.59	26.48	26.37	26.25	26.16	26.06	25.91	25.87
	157	5785	26.87	26.78	26.65	26.51	26.43	26.34	26.19	26.13
	165	5825	26.35	26.24	26.09	26.01	25.89	25.79	25.74	25.58

Any report having not been signed by authorized approver, or having been altered without authorization, or having not been stamped by the "Dedicated Testing/Inspection Stamp" is deemed to be invalid. Copying or excerpting portion of, or altering the content of the report is not permitted without the written authorization of AGC. The test results presented in the report apply only to the tested sample. Any objections to report issued by AGC should be submitted to AGC within 15days after the issuance of the test report. Further enquiry of validity or verification of the test report should be addressed to AGC by agc@agc-cert.com.



5.8GHz WIFI- Nominal Channel Bandwidth:20MHz

Mode	channel	Frequency	Power(dBm)							
			Data Rate(bps)							
Ant.1										
			6M	9M	12M	18M	24M	36M	48M	54M
802.11 a	149	5745	24.47	24.34	24.21	24.15	23.98	23.92	23.78	23.74
	157	5785	24.26	24.16	23.98	23.91	23.83	23.65	23.58	23.51
	165	5825	23.56	23.44	23.29	23.22	23.10	23.02	22.93	22.79
			MCS0	MCS1	MCS2	MCS3	MCS4	MCS5	MCS6	MCS7
802.11 n20	149	5745	24.32	24.22	24.13	23.95	23.86	23.82	23.64	23.58
	157	5785	24.24	24.08	24.06	23.91	23.77	23.65	23.59	23.46
	165	5825	23.74	23.61	23.53	23.42	23.27	23.17	23.05	22.99
Ant.2										
			6M	9M	12M	18M	24M	36M	48M	54M
802.11 a	149	5745	24.28	24.15	24.07	23.94	23.76	23.65	23.59	23.53
	157	5785	24.17	24.02	23.92	23.80	23.65	23.56	23.49	23.45
	165	5825	23.39	23.27	23.12	22.97	22.98	22.83	22.74	22.66
			MCS0	MCS1	MCS2	MCS3	MCS4	MCS5	MCS6	MCS7
802.11 n20	149	5745	24.24	24.11	24.03	23.92	23.77	23.67	23.55	23.49
	157	5785	23.61	23.46	23.36	23.26	23.15	23.03	22.93	22.89
	165	5825	23.52	23.42	23.25	23.13	23.12	23.02	22.87	22.79
MIMO										
			6M	9M	12M	18M	24M	36M	48M	54M
802.11 a	149	5745	N/A	N/A	N/A	N/A	N/A	N/A	N/A	N/A
	157	5785	N/A	N/A	N/A	N/A	N/A	N/A	N/A	N/A
	165	5825	N/A	N/A	N/A	N/A	N/A	N/A	N/A	N/A
			MCS0	MCS1	MCS2	MCS3	MCS4	MCS5	MCS6	MCS7
802.11 n20	149	5745	27.29	27.18	27.09	26.95	26.83	26.76	26.61	26.55
	157	5785	26.95	26.79	26.73	26.61	26.48	26.36	26.28	26.19
	165	5825	26.64	26.53	26.40	26.29	26.21	26.11	25.97	25.90

Any report having not been signed by authorized approver, or having been altered without authorization, or having not been stamped by the "Dedicated Testing/Inspection Stamp" is deemed to be invalid. Copying or excerpting portion of, or altering the content of the report is not permitted without the written authorization of AGC. The test results presented in the report apply only to the tested sample. Any objections to report issued by AGC should be submitted to AGC within 15 days after the issuance of the test report. Further enquiry of validity or verification of the test report should be addressed to AGC by agc@agc-cert.com.



13. TEST RESULTS

13.1. SAR Test Results Summary

13.1.1. Test position and configuration

1. This EUT is an unmanned aerial vehicle remote control
2. Based on FCC guidance, use a non-standard setting for SAR testing. The operating instructions contain additional information:

According to KDB 447498 D01 General RF Exposure Guide v06, due to maximum peak power for bluetooth is more than just a test exclusion threshold, which must be tested.

3. And an inquiry about SAR test method is request:

Lab. use the head liquid with a separation of 0mm at flat phantom to test the front and back surfaces, top, right, and left edges of the handle for 10-g Extremity SAR for each antenna located ≤ 25 mm from that surface or edge.

4. For SAR testing, the device was controlled by software to test at reference fixed frequency points.

13.1.2. Operation Mode

1. Per KDB 248227 D01 v02r02 Chapter 5.2.2, when SAR measurement is required for 2.4GHz 802.11g/n OFDM configurations, the measurement and test reducing procedures for OFDM are applied. SAR is not required for the following 2.4 GHz OFDM conditions.
 - (1) When KDB Publication 447498 D01 SAR test exclusion applies to the OFDM configuration.
 - (2) When the highest reported SAR for DSSS is adjusted by the ratio of OFDM to DSSS specified maximum output power and the adjusted SAR is ≤ 1.2 W/kg,
2. Per KDB 248227 D01 v02r02 Chapter 5.3.4, SAR measurement requirements for the remaining 802.11 transmission mode configurations that have not been tested in the initial test configuration are determined separately for each standalone and aggregated frequency band, in each exposure condition, according to the maximum output power specified for production units. The initial test position procedure is applied to next to the ear, UMPC mini-tablet and hotspot mode configurations. When the same maximum output power is specified for multiple transmission modes, the procedures in 5.3.2 are applied to determine the test configuration. Additional power measurements may be required to determine if SAR measurements are required for subsequent highest output power channels in a subsequent test configuration. The subsequent test configuration and SAR measurement procedures are described in the following.
 - (1) When SAR test exclusion provisions of KDB Publication 447498 D01 are applicable and SAR measurement is not required for the initial test configuration, SAR is also not required for the next highest maximum output power transmission mode subsequent test configuration(s) in that frequency band or aggregated band and exposure configuration.
 - (2) When the highest reported SAR for the initial test configuration (when applicable, include subsequent highest output channels), according to the initial test position or fixed exposure position requirements, is adjusted by the ratio of the subsequent test configuration to initial test configuration specified maximum output power and the adjusted SAR is ≤ 1.2 W/kg, SAR is not required for that subsequent test configuration.
3. Maximum Scaling SAR in order to calculate the Maximum SAR values to test under the standard Peak Power, Calculation method is as follows:
Maximum Scaling SAR = tested SAR (Max.) \times [maximum turn-up power (mw)/ maximum measurement output power(mw)]

Any report having not been signed by authorized approver, or having been altered without authorization, or having not been stamped by the "Dedicated Testing/Inspection Stamp" is deemed to be invalid. Copying or excerpting portion of, or altering the content of the report is not permitted without the written authorization of AGC. The test results presented in the report apply only to the tested sample. Any objections to report issued by AGC should be submitted to AGC within 15days after the issuance of the test report. Further enquiry of validity or verification of the test report should be addressed to AGC by agc@agc-cert.com.



13.1.3. Test Result

SAR MEASUREMENT									
Depth of Liquid (cm):>15									
Product: PARROT SKYCONTROLLER USA									
Test Mode: 2.4GHz WIFI -Ant.1									
Position	Mode	Ch.	Fr. (MHz)	Power Drift ($\leq \pm 0.2\text{dB}$)	10-g Extremity SAR (W/kg)	Max. Tune-up Power (dBm)	Meas. output Power (dBm)	Scaled SAR (W/Kg)	Limit W/kg
CCK -10MHz									
Hand back	DTS	06	2437	0.13	0.081	25.10	24.20	0.100	4.0
Hand front	DTS	06	2437	-0.17	0.106	25.10	24.20	0.130	4.0
Edge 1 (Top)	DTS	06	2437	-0.11	0.886	25.10	24.20	1.090	4.0
OFDM with data rate MCS0-10MHz									
Hand back	DTS	06	2437	0.06	0.037	23.80	23.62	0.039	4.0
Hand front	DTS	06	2437	-0.14	0.091	23.80	23.62	0.095	4.0
Edge 1 (Top)	DTS	06	2437	-0.04	0.555	23.80	23.62	0.578	4.0
802.11b-20MHz									
Hand back	DTS	06	2437	0.09	27.30	24.70	24.09	0.077	4.0
Hand front	DTS	06	2437	-0.15	27.30	24.70	24.09	0.116	4.0
Edge 1 (Top)	DTS	06	2437	0.15	0.931	24.70	24.09	1.071	4.0
802.11n(20)-20MHz									
Hand back	DTS	06	2437	-0.11	0.065	24.10	24.05	0.066	4.0
Hand front	DTS	06	2437	-0.02	0.098	24.10	24.05	0.099	4.0
Edge 1 (Top)	DTS	06	2437	-0.04	0.794	24.10	24.05	0.803	4.0

Note:

- The test separation of all above table is 0mm.
- According to KDB248227, SAR is not required for 802.11n HT20/HT40 channels when the maximum average output power is less than 1/4 dB higher than that measured on the corresponding 802.11a/b channels.

Any report having not been signed by authorized approver, or having been altered without authorization, or having not been stamped by the "Dedicated Testing/Inspection Stamp" is deemed to be invalid. Copying or excerpting portion of, or altering the content of the report is not permitted without the written authorization of AGC. The test results presented in the report apply only to the tested sample. Any objections to report issued by AGC should be submitted to AGC within 15 days after the issuance of the test report. Further enquiry of validity or verification of the test report should be addressed to AGC by agc@agc-cert.com.



SAR MEASUREMENT									
Depth of Liquid (cm):>15									
Product: PARROT SKYCONTROLLER USA									
Test Mode: 2.4GHz WIFI -Ant.2									
Position	Mode	Ch.	Fr. (MHz)	Power Drift ($\leq \pm 0.2dB$)	10-g Extremity SAR (W/kg)	Max. Tune-up Power (dBm)	Meas. output Power (dBm)	Scaled SAR (W/Kg)	Limit W/kg
CCK -10MHz									
Hand back	DTS	06	2437	-0.04	0.047	25.00	24.37	0.054	4.0
Hand front	DTS	06	2437	0.13	0.076	25.00	24.37	0.088	4.0
Edge 1 (Top)	DTS	06	2437	-0.05	0.685	25.00	24.37	0.792	4.0
OFDM with data rate MCS0-10MHz									
Hand back	DTS	06	2437	-0.09	0.020	24.30	23.93	0.022	4.0
Hand front	DTS	06	2437	0.02	0.030	24.30	23.93	0.033	4.0
Edge 1 (Top)	DTS	06	2437	0.16	0.479	24.30	23.93	0.522	4.0
802.11b-20MHz									
Hand back	DTS	06	2437	0.11	0.073	25.10	24.38	0.086	4.0
Hand front	DTS	06	2437	-0.09	0.078	25.10	24.38	0.092	4.0
Edge 1 (Top)	DTS	06	2437	-0.10	0.920	25.10	24.38	1.086	4.0
802.11n(20)-20MHz									
Hand back	DTS	06	2437	-0.02	0.066	24.40	24.15	0.070	4.0
Hand front	DTS	06	2437	0.02	0.069	24.40	24.15	0.073	4.0
Edge 1 (Top)	DTS	06	2437	-0.17	0.740	24.40	24.15	0.784	4.0

Note:

- The test separation of all above table is 0mm.
- According to KDB248227, SAR is not required for 802.11n HT20/HT40 channels when the maximum average output power is less than 1/4 dB higher than that measured on the corresponding 802.11a/b channels.

Any report having not been signed by authorized approver, or having been altered without authorization, or having not been stamped by the "Dedicated Testing/Inspection Stamp" is deemed to be invalid. Copying or excerpting portion of, or altering the content of the report is not permitted without the written authorization of AGC. The test results presented in the report apply only to the tested sample. Any objections to report issued by AGC should be submitted to AGC within 15days after the issuance of the test report. Further enquiry of validity or verification of the test report should be addressed to AGC by agc@agc-cert.com.



SAR MEASUREMENT										
Depth of Liquid (cm):>15										
Product: PARROT SKYCONTROLLER USA										
Test Mode: 2.4GHz WIFI-MIMO										
Position	Mode	Ch.	Fr. (MHz)	10-g Extremity SAR (W/kg) -Ant.1	10-g Extremity SAR (W/kg) -Ant.2	10-g Extremity SAR (W/kg)-MIMO	Max. Tune-up Power (dBm)	Meas. output Power (dBm)	Scaled SAR (W/Kg)	Limit W/kg
OFDM with data rate MCS0-10MHz										
Hand back	DTS	06	2437	0.037	0.020	0.057	27.10	26.79	0.061	4.0
Hand front	DTS	06	2437	0.091	0.030	0.121	27.10	26.79	0.130	4.0
Edge 1 (Top)	DTS	06	2437	0.555	0.479	1.034	27.10	26.79	1.111	4.0
802.11n(20)-20MHz										
Hand back	DTS	06	2437	0.065	0.066	0.131	27.20	27.11	0.134	4.0
Hand front	DTS	06	2437	0.098	0.069	0.167	27.20	27.11	0.170	4.0
Edge 1 (Top)	DTS	06	2437	0.794	0.740	1.534	27.20	27.11	1.566	4.0

Note:

- The test separation of all above table is 0mm.
- According to KDB248227, SAR is not required for 802.11n HT20/HT40 channels when the maximum average output power is less than 1/4 dB higher than that measured on the corresponding 802.11a/b channels.

Any report having not been signed by authorized approver, or having been altered without authorization, or having not been stamped by the "Dedicated Testing/Inspection Stamp" is deemed to be invalid. Copying or excerpting portion of, or altering the content of the report is not permitted without the written authorization of AGC. The test results presented in the report apply only to the tested sample. Any objections to report issued by AGC should be submitted to AGC within 15days after the issuance of the test report. Further enquiry of validity or verification of the test report should be addressed to AGC by agc@agc-cert.com.



SAR MEASUREMENT								
Depth of Liquid (cm):>15								
Product: PARROT SKYCONTROLLER USA								
Test Mode: 5.2GHz WIFI -Ant.1								
Position	Ch.	Fr. (MHz)	Power Drift (<±0.2dB)	10-g Extremity SAR (W/kg)	Max. Tune-up Power (dBm)	Meas. output Power (dBm)	Scaled SAR (W/kg)	Limit (W/kg)
OFDM with data rate 6 -10MHz								
Hand back	40	5200	0.11	0.067	16.20	16.00	0.070	4.0
Hand front	40	5200	0.18	0.094	16.20	16.00	0.098	4.0
Edge 1 (Top)	40	5200	0.05	0.467	16.20	16.00	0.489	4.0
OFDM with data rate MCS0-10MHz								
Hand back	40	5200	0.11	0.028	13.50	13.09	0.031	4.0
Hand front	40	5200	0.10	0.039	13.50	13.09	0.043	4.0
Edge 1 (Top)	40	5200	0.12	0.170	13.50	13.09	0.187	4.0
802.11a-20MHz								
Hand back	40	5200	0.16	0.128	19.30	18.88	0.141	4.0
Hand front	40	5200	-0.18	0.173	19.30	18.88	0.191	4.0
Edge 1 (Top)	40	5200	-0.18	0.708	19.30	18.88	0.780	4.0
802.11n20-20MHz								
Hand back	40	5200	0.19	0.111	16.30	15.86	0.123	4.0
Hand front	40	5200	-0.15	0.149	16.30	15.86	0.165	4.0
Edge 1 (Top)	40	5200	-0.05	0.622	16.30	15.86	0.688	4.0

Note:

1. The test separation of all above table is 0mm .

Any report having not been signed by authorized approver, or having been altered without authorization, or having not been stamped by the "Dedicated Testing/Inspection Stamp" is deemed to be invalid. Copying or excerpting portion of, or altering the content of the report is not permitted without the written authorization of AGC. The test results presented in the report apply only to the tested sample. Any objections to report issued by AGC should be submitted to AGC within 15days after the issuance of the test report. Further enquiry of validity or verification of the test report should be addressed to AGC by agc@agc-cert.com.

Attestation of Global Compliance(Shenzhen)Co., Ltd
Attestation of Global Compliance(Shenzhen)Std & Tech Co., Ltd
Tel: +86-755 2523 4088 E-mail: agc@agc-cert.com Web: http://cn.agc-cert.com/



SAR MEASUREMENT								
Depth of Liquid (cm):>15								
Product: PARROT SKYCONTROLLER USA								
Test Mode: 5.2GHz WIFI -Ant.2								
Position	Ch.	Fr. (MHz)	Power Drift (<±0.2dB)	10-g Extremity SAR (W/kg)	Max. Tune-up Power (dBm)	Meas. output Power (dBm)	Scaled SAR (W/kg)	Limit (W/kg)
OFDM with data rate 6 -10MHz								
Hand back	40	5200	-0.10	0.103	16.30	16.15	0.107	4.0
Hand front	40	5200	0.10	0.138	16.30	16.15	0.143	4.0
Edge 1 (Top)	40	5200	0.08	0.756	16.30	16.15	0.783	4.0
OFDM with data rate MCS0-10MHz								
Hand back	40	5200	-0.12	0.090	13.20	12.66	0.102	4.0
Hand front	40	5200	0.13	0.106	13.20	12.66	0.120	4.0
Edge 1 (Top)	40	5200	-0.14	0.540	13.20	12.66	0.611	4.0
802.11a-20MHz								
Hand back	40	5200	-0.11	0.161	19.20	18.90	0.173	4.0
Hand front	40	5200	-0.11	0.173	19.20	18.90	0.185	4.0
Edge 1 (Top)	40	5200	-0.11	0.816	19.20	18.90	0.874	4.0
802.11n20-20MHz								
Hand back	40	5200	-0.08	0.130	15.90	15.79	0.133	4.0
Hand front	40	5200	0.08	0.155	15.90	15.79	0.159	4.0
Edge 1 (Top)	40	5200	0.07	0.802	15.90	15.79	0.823	4.0

Note:

1. The test separation of all above table is 0mm .

Any report having not been signed by authorized approver, or having been altered without authorization, or having not been stamped by the "Dedicated Testing/Inspection Stamp" is deemed to be invalid. Copying or excerpting portion of, or altering the content of the report is not permitted without the written authorization of AGC. The test results presented in the report apply only to the tested sample. Any objections to report issued by AGC should be submitted to AGC within 15days after the issuance of the test report. Further enquiry of validity or verification of the test report should be addressed to AGC by agc@agc-cert.com.

Attestation of Global Compliance(Shenzhen)Co., Ltd
Attestation of Global Compliance(Shenzhen)Std & Tech Co., Ltd
Tel: +86-755 2523 4088 E-mail: agc@agc-cert.com Web: http://cn.agc-cert.com/



SAR MEASUREMENT									
Depth of Liquid (cm):>15									
Product: PARROT SKYCONTROLLER USA									
Test Mode: 5.2GHz WIFI -MIMO									
Position	Ch.	Fr. (MHz)	10-g Extremity SAR (W/kg) -Ant.1	10-g Extremity SAR (W/kg) -Ant.2	10-g Extremity SAR (W/kg) -MIMO	Max. Tune-up Power (dBm)	Meas. output Power (dBm)	Scaled SAR (W/kg)	Limit (W/kg)
OFDM with data rate MCS0-10MHz									
Hand back	40	5200	0.028	0.090	0.118	16.40	15.89	0.133	4.0
Hand front	40	5200	0.039	0.106	0.145	16.40	15.89	0.163	4.0
Edge 1 (Top)	40	5200	0.170	0.540	0.710	16.40	15.89	0.798	4.0
802.11n20-20MHz									
Hand back	40	5200	0.111	0.130	0.241	19.20	18.84	0.262	4.0
Hand front	40	5200	0.149	0.155	0.304	19.20	18.84	0.330	4.0
Edge 1 (Top)	40	5200	0.622	0.802	1.424	19.20	18.84	1.547	4.0

Note:

1. The test separation of all above table is 0mm .

Any report having not been signed by authorized approver, or having been altered without authorization, or having not been stamped by the "Dedicated Testing/Inspection Stamp" is deemed to be invalid. Copying or excerpting portion of, or altering the content of the report is not permitted without the written authorization of AGC. The test results presented in the report apply only to the tested sample. Any objections to report issued by AGC should be submitted to AGC within 15days after the issuance of the test report. Further enquiry of validity or verification of the test report should be addressed to AGC by agc@agc-cert.com.

Attestation of Global Compliance(Shenzhen)Co., Ltd
Attestation of Global Compliance(Shenzhen)Std & Tech Co., Ltd
Tel: +86-755 2523 4088 E-mail: agc@agc-cert.com Web: http://cn.agc-cert.com/



SAR MEASUREMENT								
Depth of Liquid (cm):>15								
Product: PARROT SKYCONTROLLER USA								
Test Mode: 5.8GHz WIFI -Ant.1								
Position	Ch.	Fr. (MHz)	Power Drift ($\leq \pm 0.2\text{dB}$)	10-g Extremity SAR (W/kg)	Max. Tune-up Power (dBm)	Meas. output Power (dBm)	Scaled SAR (W/kg)	Limit (W/kg)
OFDM with data rate MCS0-10MHz								
Hand back	157	5785	-0.13	0.123	24.10	24.00	0.126	4.0
Hand front	157	5785	0.16	0.061	24.10	24.00	0.062	4.0
Edge 1 (Top)	157	5785	-0.11	0.400	24.10	24.00	0.409	4.0
802.11a-20MHz								
Hand back	157	5785	0.16	0.187	24.50	24.26	0.198	4.0
Hand front	157	5785	0.18	0.231	24.50	24.26	0.244	4.0
Edge 1 (Top)	157	5785	-0.05	0.550	24.50	24.26	0.581	4.0
802.11n20-20MHz								
Hand back	157	5785	0.13	0.149	24.50	24.24	0.158	4.0
Hand front	157	5785	0.12	0.089	24.50	24.24	0.094	4.0
Edge 1 (Top)	157	5785	-0.18	0.428	24.50	24.24	0.454	4.0

Note:

1. The test separation of all above table is 0mm .

Any report having not been signed by authorized approver, or having been altered without authorization, or having not been stamped by the "Dedicated Testing/Inspection Stamp" is deemed to be invalid. Copying or excerpting portion of, or altering the content of the report is not permitted without the written authorization of AGC. The test results presented in the report apply only to the tested sample. Any objections to report issued by AGC should be submitted to AGC within 15days after the issuance of the test report. Further enquiry of validity or verification of the test report should be addressed to AGC by agc@agc-cert.com.

Attestation of Global Compliance(Shenzhen)Co., Ltd
Attestation of Global Compliance(Shenzhen)Std & Tech Co., Ltd
Tel: +86-755 2523 4088 E-mail: agc@agc-cert.com Web: http://cn.agc-cert.com/



SAR MEASUREMENT								
Depth of Liquid (cm):>15								
Product: PARROT SKYCONTROLLER USA								
Test Mode: 5.8GHz WIFI -Ant.2								
Position	Ch.	Fr. (MHz)	Power Drift (<±0.2dB)	10-g Extremity SAR (W/kg)	Max. Tune-up Power (dBm)	Meas. output Power (dBm)	Scaled SAR (W/kg)	Limit (W/kg)
OFDM with data rate 6-10MHz								
Hand back	157	5785	0.04	0.066	24.10	23.83	0.070	4.0
Hand front	157	5785	0.14	0.108	24.10	23.83	0.115	4.0
Edge 1 (Top)	157	5785	0.14	0.139	24.10	23.83	0.148	4.0
OFDM with data rate MCS0-10MHz								
Hand back	157	5785	0.15	0.043	23.90	23.72	0.045	4.0
Hand front	157	5785	0.17	0.106	23.90	23.72	0.110	4.0
Edge 1 (Top)	157	5785	-0.07	0.134	23.90	23.72	0.140	4.0
802.11a-20MHz								
Hand back	157	5785	0.18	0.100	24.30	24.17	0.103	4.0
Hand front	157	5785	-0.15	0.223	24.30	24.17	0.230	4.0
Edge 1 (Top)	157	5785	-0.12	0.364	24.30	24.17	0.375	4.0
802.11n20-20MHz								
Hand back	157	5785	0.16	0.097	24.30	23.61	0.114	4.0
Hand front	157	5785	0.03	0.201	24.30	23.61	0.236	4.0
Edge 1 (Top)	157	5785	-0.15	0.239	24.30	23.61	0.280	4.0

Note:

1. The test separation of all above table is 0mm .

Any report having not been signed by authorized approver, or having been altered without authorization, or having not been stamped by the "Dedicated Testing/Inspection Stamp" is deemed to be invalid. Copying or excerpting portion of, or altering the content of the report is not permitted without the written authorization of AGC. The test results presented in the report apply only to the tested sample. Any objections to report issued by AGC should be submitted to AGC within 15days after the issuance of the test report. Further enquiry of validity or verification of the test report should be addressed to AGC by agc@agc-cert.com.

Attestation of Global Compliance(Shenzhen)Co., Ltd
Attestation of Global Compliance(Shenzhen)Std & Tech Co., Ltd
Tel: +86-755 2523 4088 E-mail: agc@agc-cert.com Web: http://cn.agc-cert.com/



SAR MEASUREMENT									
Depth of Liquid (cm):>15									
Product: PARROT SKYCONTROLLER USA									
Test Mode: 5.8GHz WIFI -MIMO									
Position	Ch.	Fr. (MHz)	10-g Extremity SAR (W/kg) -Ant.1	10-g Extremity SAR (W/kg) -Ant.2	10-g Extremity SAR (W/kg) -MIMO	Max. Tune-up Power (dBm)	Meas. output Power (dBm)	Scaled SAR (W/kg)	Limit (W/kg)
OFDM with data rate MCS0-10MHz									
Hand back	157	5785	0.123	0.043	0.166	26.90	26.87	0.167	4.0
Hand front	157	5785	0.061	0.106	0.167	26.90	26.87	0.168	4.0
Edge 1 (Top)	157	5785	0.400	0.134	0.534	26.90	26.87	0.538	4.0
802.11n20-20MHz									
Hand back	157	5785	0.149	0.097	0.246	27.30	26.95	0.267	4.0
Hand front	157	5785	0.089	0.201	0.290	27.30	26.95	0.314	4.0
Edge 1 (Top)	157	5785	0.428	0.239	0.667	27.30	26.95	0.723	4.0

Note:

1. The test separation of all above table is 0mm .

Any report having not been signed by authorized approver, or having been altered without authorization, or having not been stamped by the "Dedicated Testing/Inspection Stamp" is deemed to be invalid. Copying or excerpting portion of, or altering the content of the report is not permitted without the written authorization of AGC. The test results presented in the report apply only to the tested sample. Any objections to report issued by AGC should be submitted to AGC within 15days after the issuance of the test report. Further enquiry of validity or verification of the test report should be addressed to AGC by agc@agc-cert.com.

Attestation of Global Compliance(Shenzhen)Co., Ltd
Attestation of Global Compliance(Shenzhen)Std & Tech Co., Ltd
Tel: +86-755 2523 4088 E-mail: agc@agc-cert.com Web: http://cn.agc-cert.com/



APPENDIX A. SAR SYSTEM CHECK DATA

Test Laboratory: AGC Lab
System Check Head 2450 MHz
DUT: Dipole 2450 MHz Type: D2450V2

Date: Jun. 04,2021

Communication System CW; Communication System Band: D2450 (2450.0 MHz); Duty Cycle: 1:1;
Frequency: 2450 MHz; Medium parameters used: $f = 2450$ MHz; $\sigma = 1.76$ mho/m; $\epsilon_r = 38.63$; $\rho = 1000$ kg/m³ ;
Phantom section: Flat Section; Input Power=18dBm
Ambient temperature (°C): 22.2, Liquid temperature (°C): 22.0, Relative Humidity (%): 55.8

DASY Configuration:

- Probe: EX3DV4 – SN:3953; ConvF(7.66, 7.66, 7.66); Calibrated: Jul. 29,2020;
- Sensor-Surface: 1.4mm (Mechanical Surface Detection), $z = 1.0, 31.0$
- Electronics: DAE4 SN1398; Calibrated: May 17,2021
- Phantom: SAM (20deg probe tilt) with CRP v5.0; Type: QD000P40CD;
- DASY52 52.8.7(1137); SEMCAD X 14.6.10(7164)

Configuration/System Check Head 2450MHz/Area Scan (5x8x1): Measurement grid: dx=15mm, dy=15mm
Maximum value of SAR (measured) = 5.01 W/kg

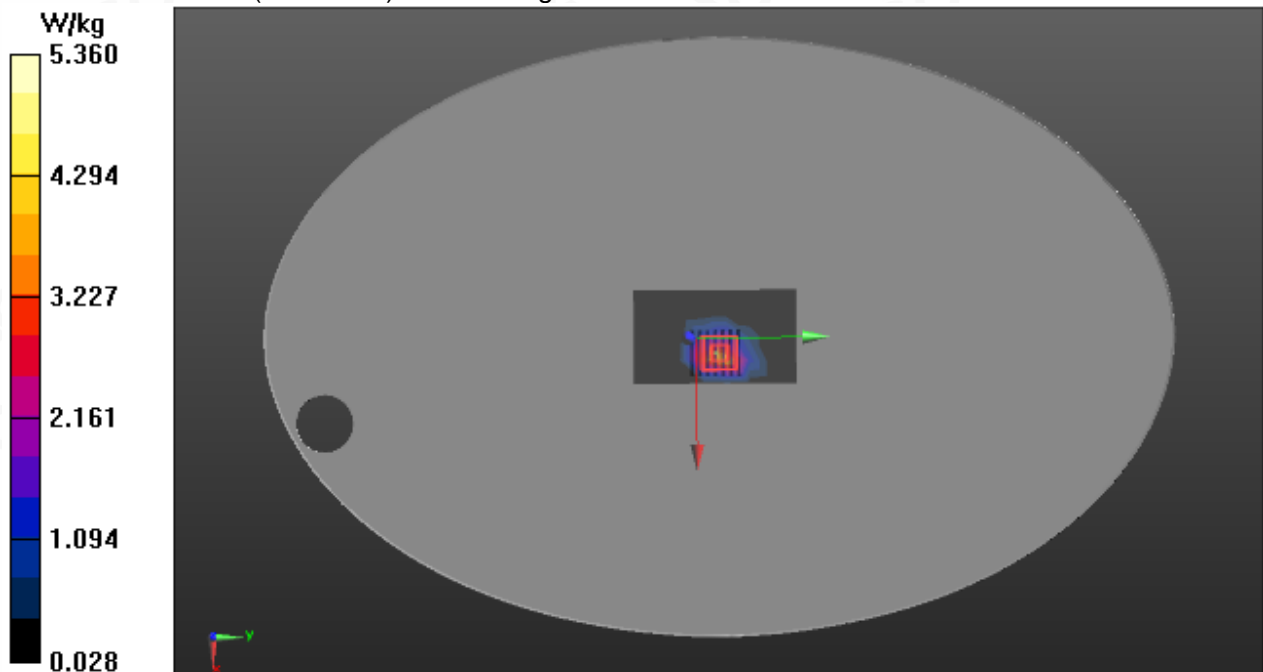
Configuration/System Check Head 2450MHz/Zoom Scan (7x7x7)/Cube 0: Measurement grid: dx=5mm, dy=5mm, dz=5mm

Reference Value = 33.149 V/m; Power Drift = 0.09 dB

Peak SAR (extrapolated) = 7.37 W/kg

SAR(1 g) = 3.43 W/kg; SAR(10 g) = 1.53 W/kg

Maximum value of SAR (measured) = 5.36 W/kg



Any report having not been signed by authorized approver, or having been altered without authorization, or having not been stamped by the "Dedicated Testing/Inspection Stamp" is deemed to be invalid. Copying or excerpting portion of, or altering the content of the report is not permitted without the written authorization of AGC. The test results presented in the report apply only to the tested sample. Any objections to report issued by AGC should be submitted to AGC within 15days after the issuance of the test report. Further enquiry of validity or verification of the test report should be addressed to AGC by agc@agc-cert.com.

Attestation of Global Compliance(Shenzhen)Co., Ltd
Attestation of Global Compliance(Shenzhen)Std & Tech Co., Ltd
Tel: +86-755 2523 4088 E-mail: agc@agc-cert.com Web: http://cn.agc-cert.com/



Test Laboratory: AGC Lab
System Check Head 5200 MHz
DUT: Dipole 5000MHz Type: SWG5500

Date: Jun. 05,2021

Communication System: CW; Communication System Band: D5000 (5000.0 MHz); Duty Cycle: 1:1;
Frequency: 5200 MHz; Medium parameters used: $f = 5250$ MHz; $\sigma = 5.31$ mho/m; $\epsilon_r = 35.63$; $\rho = 1000$ kg/m³ ;
Phantom section: Flat Section; Input Power=10dBm
Ambient temperature (°C): 21.6, Liquid temperature (°C): 21.4, Relative Humidity (%):54.3

DASY Configuration:

- Probe: EX3DV4 – SN3953; ConvF(5.53, 5.53, 5.53); Calibrated: Jul. 29,2020
- Sensor-Surface: 1.4mm (Mechanical Surface Detection), z = 1.0, 31.0
- Electronics: DAE4 SN1398; Calibrated: May 17,2021
- Phantom: SAM (20deg probe tilt) with CRP v5.0; Type: QD000P40CD;
- DASY52 52.8.7(1137); SEMCAD X 14.6.10(7164)

Configuration/System Check 5200MHz Head/Area Scan (7x9x1): Measurement grid: dx=10mm, dy=10mm
Maximum value of SAR (measured) = 3.98 W/kg

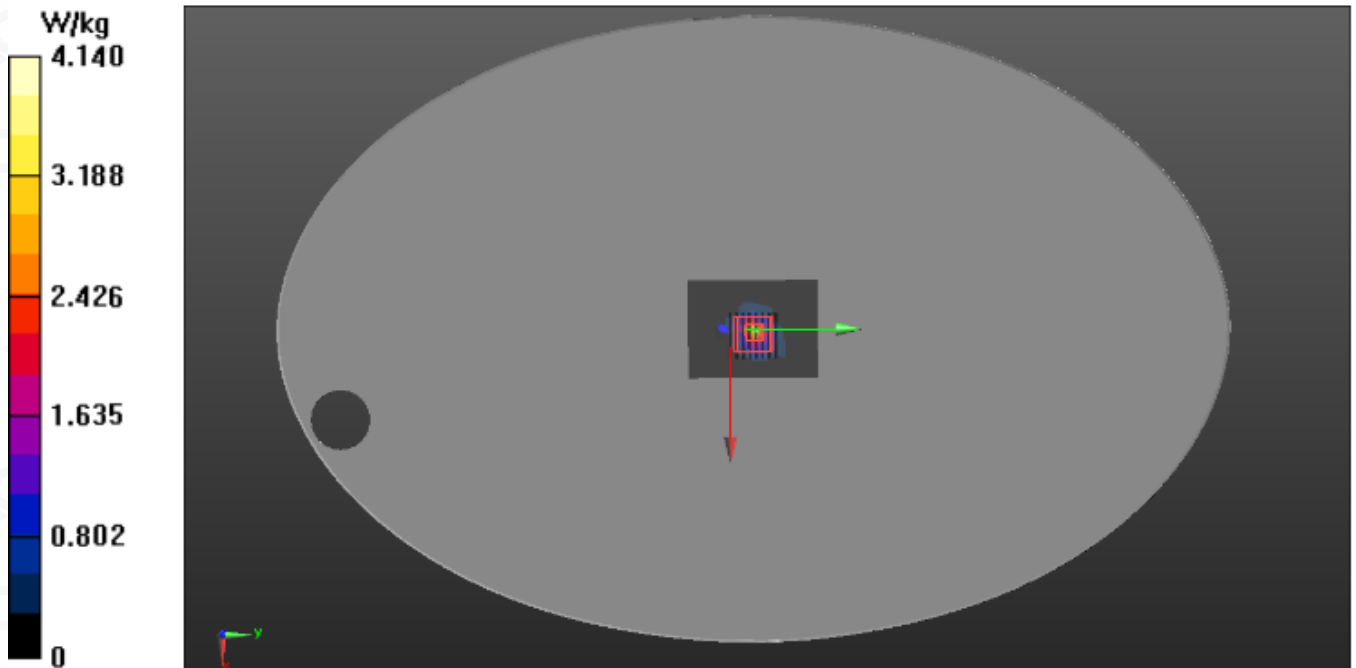
Configuration/System Check 5200MHz Head/Zoom Scan (8x8x13)/Cube 0: Measurement grid: dx=4mm, dy=4mm, dz=2mm

Reference Value = 27.246 V/m; Power Drift = -0.13 dB

Peak SAR (extrapolated) = 9.42 W/kg

SAR(1 g) = 1.66 W/kg; SAR(10 g) = 0.538 W/kg

Maximum value of SAR (measured) = 4.14 W/kg



Any report having not been signed by authorized approver, or having been altered without authorization, or having not been stamped by the "Dedicated Testing/Inspection Stamp" is deemed to be invalid. Copying or excerpting portion of, or altering the content of the report is not permitted without the written authorization of AGC. The test results presented in the report apply only to the tested sample. Any objections to report issued by AGC should be submitted to AGC within 15days after the issuance of the test report. Further enquiry of validity or verification of the test report should be addressed to AGC by agc@agc-cert.com.

Attestation of Global Compliance(Shenzhen)Co., Ltd
Attestation of Global Compliance(Shenzhen)Std & Tech Co., Ltd
Tel: +86-755 2523 4088 E-mail: agc@agc-cert.com Web: http://cn.agc-cert.com/



Test Laboratory: AGC Lab
System Check Head 5800 MHz
DUT: Dipole 5000MHz Type: SWG5500

Date: Jun. 07,2021

Communication System: CW; Communication System Band: D5000 (5000.0 MHz); Duty Cycle: 1:1;
Frequency: 5800 MHz; Medium parameters used: $f = 5750$ MHz; $\sigma = 5.47$ mho/m; $\epsilon_r = 34.80$; $\rho = 1000$ kg/m³ ;
Phantom section: Flat Section; Input Power=10dBm
Ambient temperature (°C): 21.5 Liquid temperature (°C): 21.2, Relative Humidity (%):58.1

DASY Configuration:

- Probe: EX3DV4 – SN3953; ConvF(4.99, 4.99, 4.99); Calibrated: Jul. 29,2020
- Sensor-Surface: 1.4mm (Mechanical Surface Detection), $z = 1.0, 31.0$
- Electronics: DAE4 SN1398; Calibrated: May 17,2021
- Phantom: SAM (20deg probe tilt) with CRP v5.0; Type: QD000P40CD;
- DASY52 52.8.7(1137); SEMCAD X 14.6.10(7164)

Configuration/System Check 5800MHz Head/Area Scan (7x10x1): Measurement grid: dx=15mm, dy=15mm
Maximum value of SAR (measured) = 2.88 W/kg

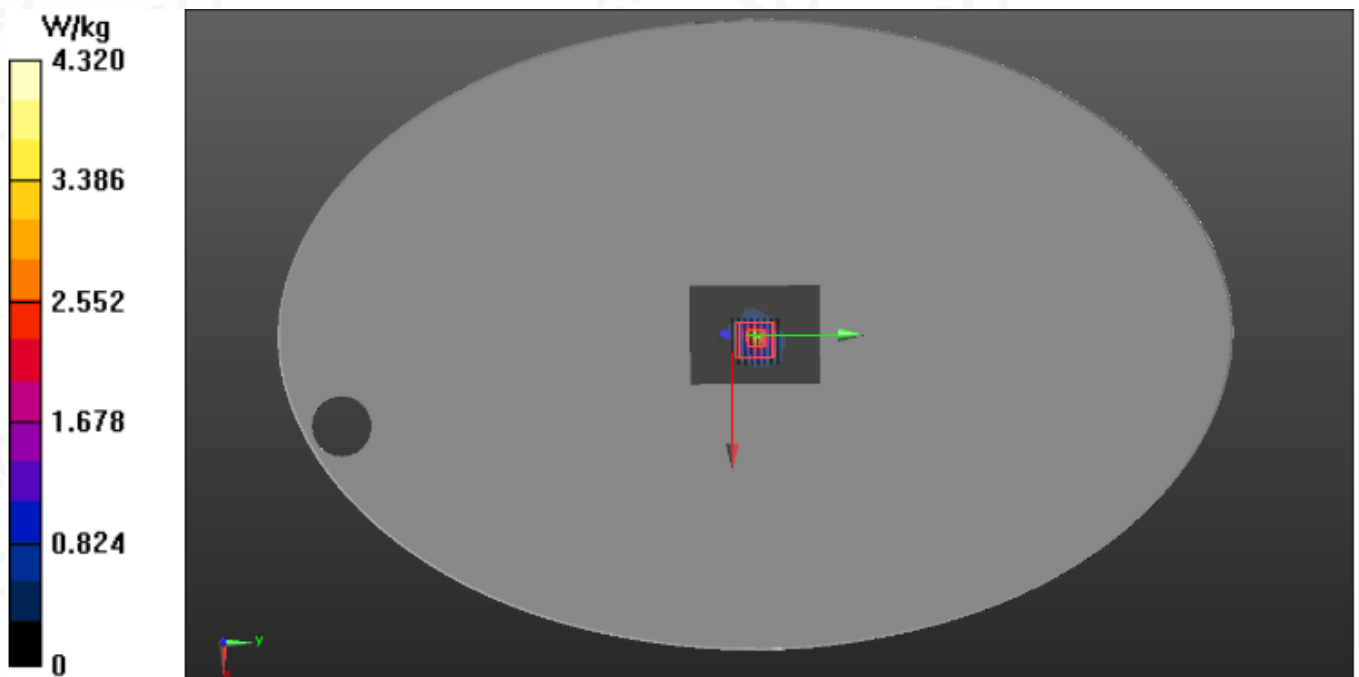
Configuration/System Check 5800MHz Head/1/Zoom Scan (5x5x7)/Cube 0: Measurement grid: dx=8mm, dy=8mm, dz=5mm

Reference Value = 13.888 V/m; Power Drift = -0.09 dB

Peak SAR (extrapolated) = 14.4 W/kg

SAR(1 g) = 1.89 W/kg; SAR(10 g) = 0.591 W/kg

Maximum value of SAR (measured) = 4.32 W/kg



Any report having not been signed by authorized approver, or having been altered without authorization, or having not been stamped by the "Dedicated Testing/Inspection Stamp" is deemed to be invalid. Copying or excerpting portion of, or altering the content of the report is not permitted without the written authorization of AGC. The test results presented in the report apply only to the tested sample. Any objections to report issued by AGC should be submitted to AGC within 15days after the issuance of the test report. Further enquiry of validity or verification of the test report should be addressed to AGC by agc@agc-cert.com.

Attestation of Global Compliance(Shenzhen)Co., Ltd

Attestation of Global Compliance(Shenzhen)Std & Tech Co., Ltd

Tel: +86-755 2523 4088 E-mail: agc@agc-cert.com Web: http://cn.agc-cert.com/



APPENDIX B. SAR MEASUREMENT DATA

2.4GHz WIFI -Ant.1

Test Laboratory: AGC Lab

Date: Jun. 04,2021

CCK -10MHz Mid- Hand- Edge 1 (Top)

DUT: PARROT SKYCONTROLLER USA; Type: MPPUA

Communication System: Wi-Fi; Communication System Band: CCK; Duty Cycle: 1:1;

Frequency: 2437 MHz; Medium parameters used: $f = 2450$ MHz; $\sigma = 1.73$ mho/m; $\epsilon_r = 39.52$; $\rho = 1000$ kg/m³ ;

Phantom section: Flat Section

Ambient temperature (°C): 22.2, Liquid temperature (°C):22.0

DASY Configuration:

- Probe: EX3DV4 – SN:3953; ConvF(7.66, 7.66, 7.66); Calibrated: Jul. 29,2020;
- Sensor-Surface: 3mm (Mechanical Surface Detection), z = 1.0, 31.0
- Electronics: DAE4 SN1398; Calibrated: May 17,2021
- Phantom: SAM (20deg probe tilt) with CRP v5.0; Type: QD000P40CD;
- DASY52 52.8.7(1137); SEMCAD X 14.6.10(7164)

HAND/EDGE 1/Area Scan (7x16x1): Measurement grid: dx=15mm, dy=15mm

Maximum value of SAR (measured) = 2.24 W/kg

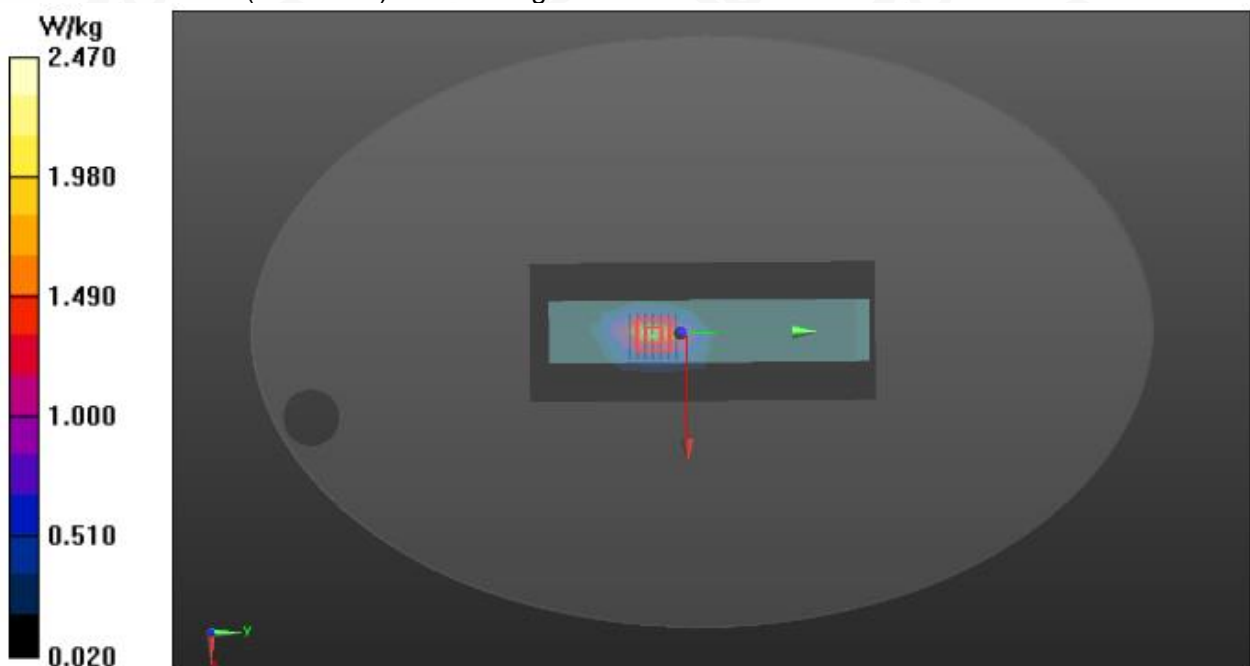
HAND/EDGE 1/Zoom Scan (7x7x7)/Cube 0: Measurement grid: dx=5mm, dy=5mm, dz=5mm

Reference Value = 17.051 V/m; Power Drift = -0.11 dB

Peak SAR (extrapolated) = 4.17 W/kg

SAR(1 g) = 1.87 W/kg; SAR(10 g) = 0.886 W/kg

Maximum value of SAR (measured) = 2.47 W/kg



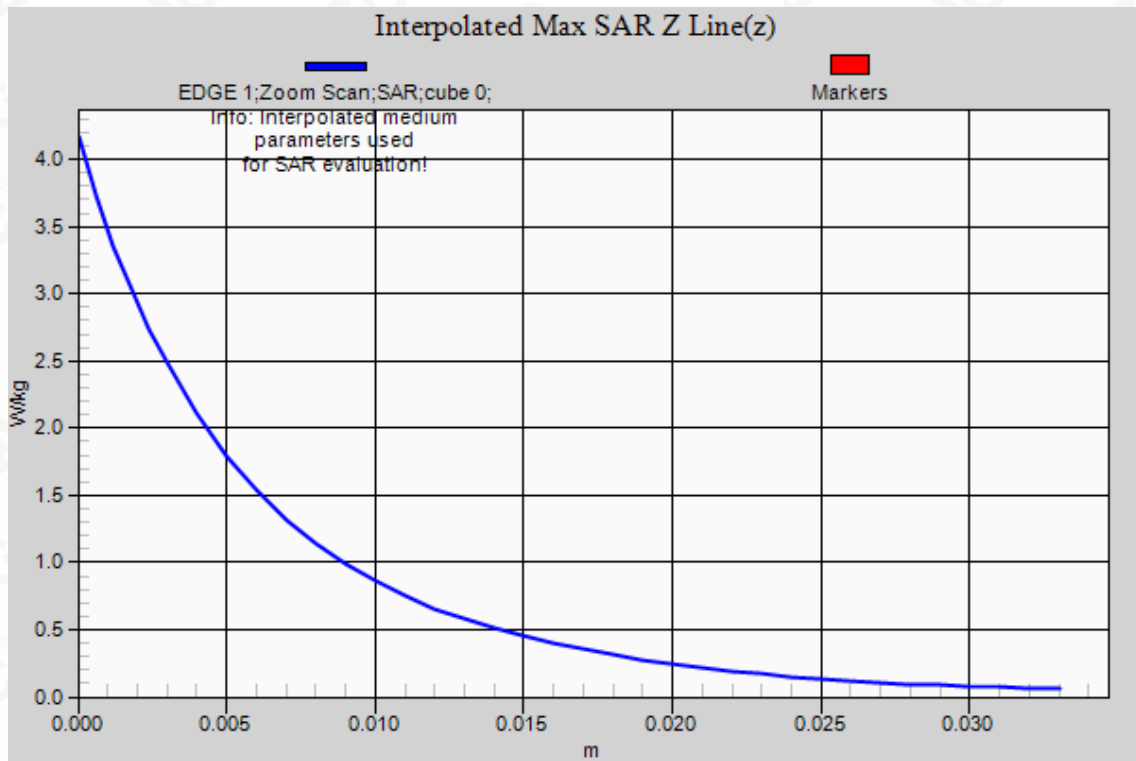
Any report having not been signed by authorized approver, or having been altered without authorization, or having not been stamped by the "Dedicated Testing/Inspection Stamp" is deemed to be invalid. Copying or excerpting portion of, or altering the content of the report is not permitted without the written authorization of AGC. The test results presented in the report apply only to the tested sample. Any objections to report issued by AGC should be submitted to AGC within 15days after the issuance of the test report. Further enquiry of validity or verification of the test report should be addressed to AGC by agc@agc-cert.com.

Attestation of Global Compliance(Shenzhen)Co., Ltd

Attestation of Global Compliance(Shenzhen)Std & Tech Co., Ltd

Tel: +86-755 2523 4088 E-mail: agc@agc-cert.com Web: http://cn.agc-cert.com/





Any report having not been signed by authorized approver, or having been altered without authorization, or having not been stamped by the "Dedicated Testing/Inspection Stamp" is deemed to be invalid. Copying or excerpting portion of, or altering the content of the report is not permitted without the written authorization of AGC. The test results presented in the report apply only to the tested sample. Any objections to report issued by AGC should be submitted to AGC within 15 days after the issuance of the test report. Further enquiry of validity or verification of the test report should be addressed to AGC by agc@agc-cert.com.

Attestation of Global Compliance(Shenzhen)Co., Ltd
 Attestation of Global Compliance(Shenzhen)Std & Tech Co., Ltd
 Tel: +86-755 2523 4088 E-mail: agc@agc-cert.com Web: http://cn.agc-cert.com/



Test Laboratory: AGC Lab
OFDM with data rate MCS0-10MHz Mid- Hand- Edge 1 (Top)
DUT: PARROT SKYCONTROLLER USA; Type: MPPUA

Date: Jun. 04,2021

Communication System: Wi-Fi; Communication System Band: OFDM with data rate MCS0; Duty Cycle: 1:1;
Frequency: 2437 MHz; Medium parameters used: $f = 2450$ MHz; $\sigma = 1.73$ mho/m; $\epsilon_r = 39.52$; $\rho = 1000$ kg/m³ ;
Phantom section: Flat Section
Ambient temperature (°C): 22.2, Liquid temperature (°C):22.0

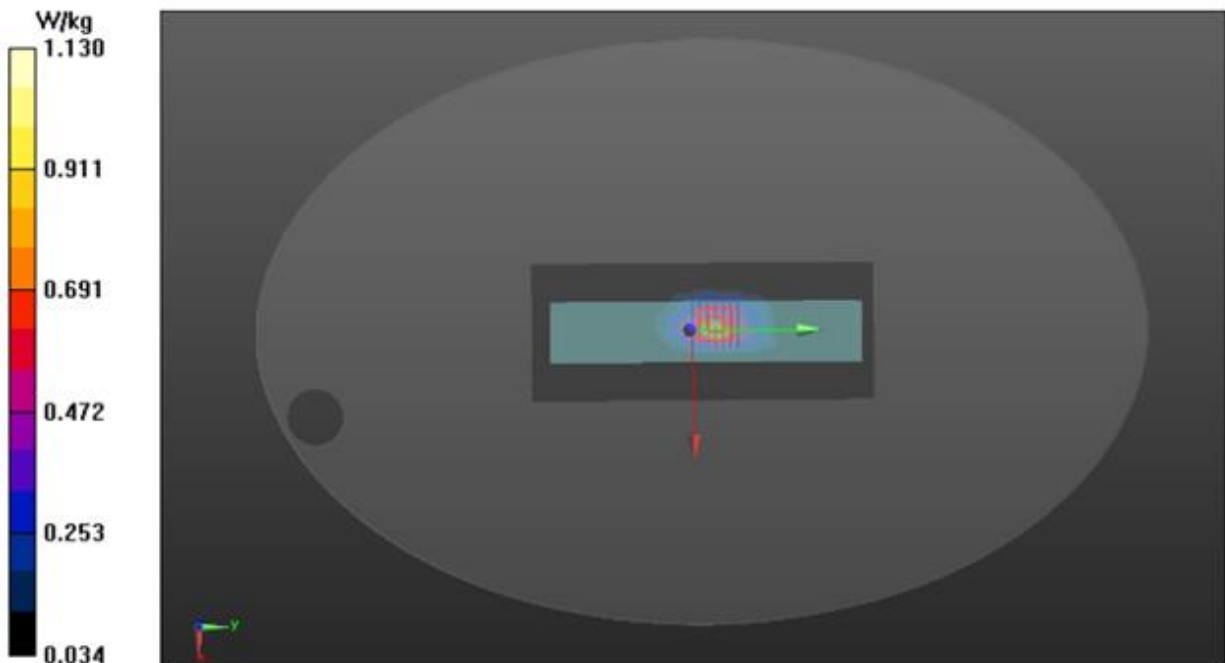
DASY Configuration:

- Probe: EX3DV4 – SN:3953; ConvF(7.66, 7.66, 7.66); Calibrated: Jul. 29,2020;
- Sensor-Surface: 3mm (Mechanical Surface Detection), z = 1.0, 31.0
- Electronics: DAE4 SN1398; Calibrated: May 17,2021
- Phantom: SAM (20deg probe tilt) with CRP v5.0; Type: QD000P40CD;
- DASY52 52.8.7(1137); SEMCAD X 14.6.10(7164)

HAND/EDGE 1/Area Scan (7x16x1): Measurement grid: dx=15mm, dy=15mm
Maximum value of SAR (measured) = 1.11 W/kg

HAND/EDGE 1/Zoom Scan (7x7x7)/Cube 0: Measurement grid: dx=5mm, dy=5mm, dz=5mm
Reference Value = 22.533 V/m; Power Drift = -0.04 dB
Peak SAR (extrapolated) = 1.46 W/kg

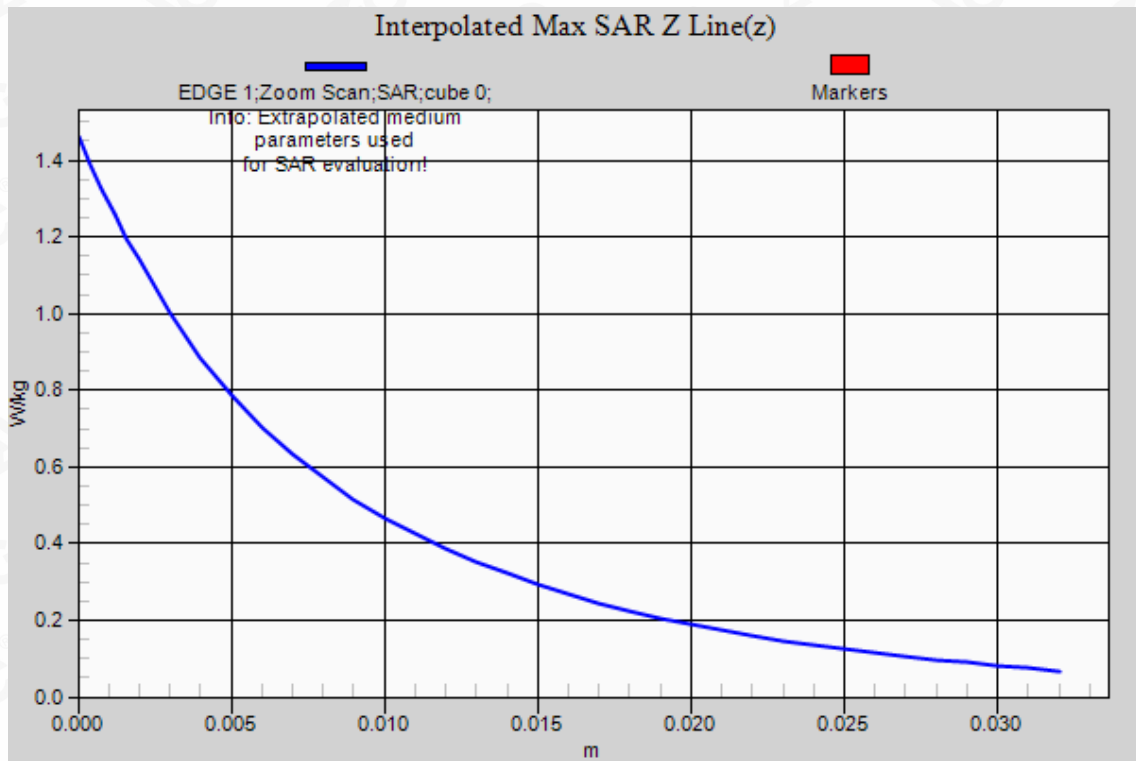
SAR(1 g) = 0.871 W/kg; SAR(10 g) = 0.555 W/kg
Maximum value of SAR (measured) = 1.13 W/kg



Any report having not been signed by authorized approver, or having been altered without authorization, or having not been stamped by the "Dedicated Testing/Inspection Stamp" is deemed to be invalid. Copying or excerpting portion of, or altering the content of the report is not permitted without the written authorization of AGC. The test results presented in the report apply only to the tested sample. Any objections to report issued by AGC should be submitted to AGC within 15days after the issuance of the test report. Further enquiry of validity or verification of the test report should be addressed to AGC by agc@agc-cert.com.

Attestation of Global Compliance(Shenzhen)Co., Ltd
Attestation of Global Compliance(Shenzhen)Std & Tech Co., Ltd
Tel: +86-755 2523 4088 E-mail: agc@agc-cert.com Web: http://cn.agc-cert.com/





Any report having not been signed by authorized approver, or having been altered without authorization, or having not been stamped by the "Dedicated Testing/Inspection Stamp" is deemed to be invalid. Copying or excerpting portion of, or altering the content of the report is not permitted without the written authorization of AGC. The test results presented in the report apply only to the tested sample. Any objections to report issued by AGC should be submitted to AGC within 15 days after the issuance of the test report. Further enquiry of validity or verification of the test report should be addressed to AGC by agc@agc-cert.com.



Test Laboratory: AGC Lab
802.11b-20MHz Mid- Hand- Edge 1 (Top)
DUT: PARROT SKYCONTROLLER USA; Type: MPPUA

Date: Jun. 04,2021

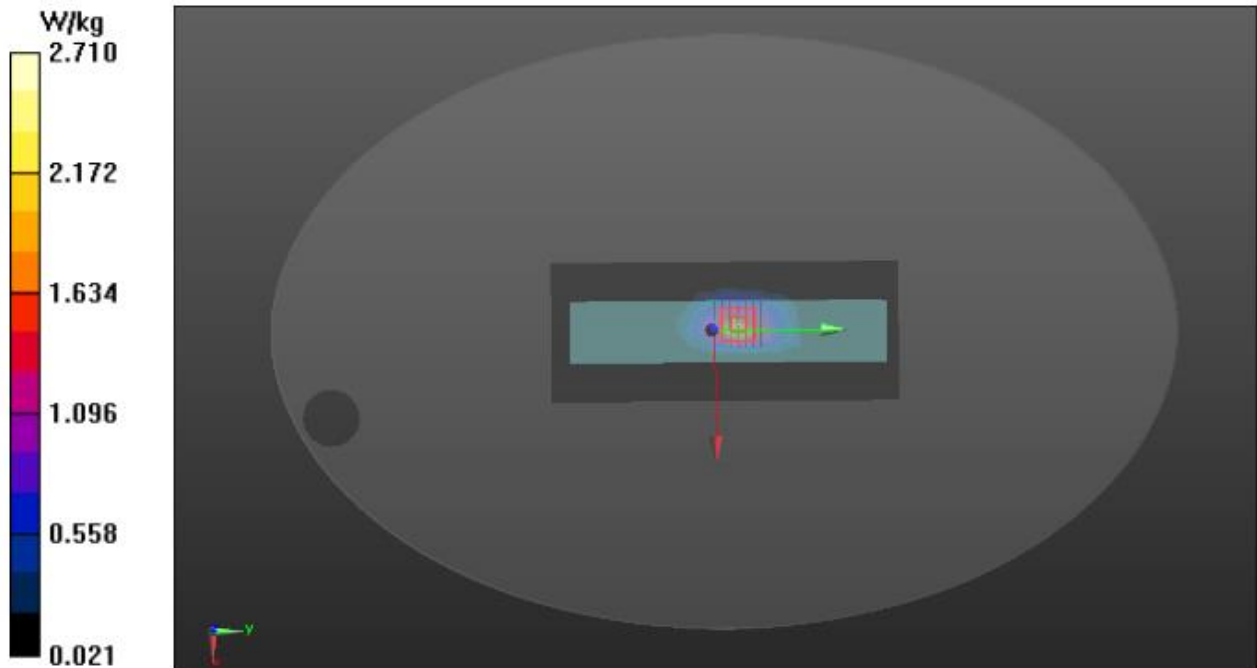
Communication System: Wi-Fi; Communication System Band: 802.11b; Duty Cycle: 1:1;
 Frequency: 2437 MHz; Medium parameters used: $f = 2450$ MHz; $\sigma = 1.73$ mho/m; $\epsilon_r = 39.52$; $\rho = 1000$ kg/m³ ;
 Phantom section: Flat Section
 Ambient temperature (°C): 22.2, Liquid temperature (°C):22.0

DASY Configuration:

- Probe: EX3DV4 – SN:3953; ConvF(7.66, 7.66, 7.66); Calibrated: Jul. 29,2020;
- Sensor-Surface: 3mm (Mechanical Surface Detection), z = 1.0, 31.0
- Electronics: DAE4 SN1398; Calibrated: May 17,2021
- Phantom: SAM (20deg probe tilt) with CRP v5.0; Type: QD000P40CD;
- DASY52 52.8.7(1137); SEMCAD X 14.6.10(7164)

HAND/EDGE 1/Area Scan (7x16x1): Measurement grid: dx=15mm, dy=15mm
 Maximum value of SAR (measured) = 2.35 W/kg

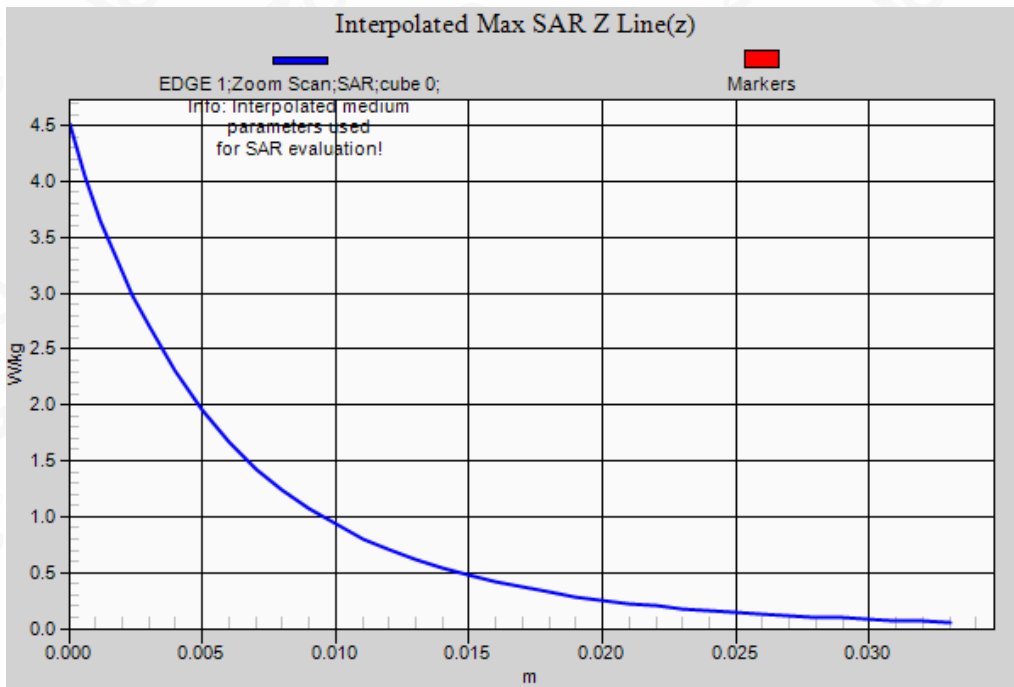
HAND/EDGE 1/Zoom Scan (7x7x7)/Cube 0: Measurement grid: dx=5mm, dy=5mm, dz=5mm
 Reference Value = 31.786 V/m; Power Drift = 0.15 dB
 Peak SAR (extrapolated) = 4.51 W/kg
SAR(1 g) = 2 W/kg; SAR(10 g) = 0.931 W/kg
 Maximum value of SAR (measured) = 2.71 W/kg



Any report having not been signed by authorized approver, or having been altered without authorization, or having not been stamped by the "Dedicated Testing/Inspection Stamp" is deemed to be invalid. Copying or excerpting portion of, or altering the content of the report is not permitted without the written authorization of AGC. The test results presented in the report apply only to the tested sample. Any objections to report issued by AGC should be submitted to AGC within 15days after the issuance of the test report. Further enquiry of validity or verification of the test report should be addressed to AGC by agc@agc-cert.com.

Attestation of Global Compliance(Shenzhen)Co., Ltd
 Attestation of Global Compliance(Shenzhen)Std & Tech Co., Ltd
 Tel: +86-755 2523 4088 E-mail: agc@agc-cert.com Web: http://cn.agc-cert.com/





Any report having not been signed by authorized approver, or having been altered without authorization, or having not been stamped by the "Dedicated Testing/Inspection Stamp" is deemed to be invalid. Copying or excerpting portion of, or altering the content of the report is not permitted without the written authorization of AGC. The test results presented in the report apply only to the tested sample. Any objections to report issued by AGC should be submitted to AGC within 15 days after the issuance of the test report. Further enquiry of validity or verification of the test report should be addressed to AGC by agc@agc-cert.com.

Attestation of Global Compliance(Shenzhen)Co., Ltd
 Attestation of Global Compliance(Shenzhen)Std & Tech Co., Ltd
 Tel: +86-755 2523 4088 E-mail: agc@agc-cert.com Web: http://cn.agc-cert.com/



Test Laboratory: AGC Lab
802.11n(20)-20MHz Mid- Hand- Edge 1 (Top)
DUT: PARROT SKYCONTROLLER USA; Type: MPPUA

Date: Jun. 04,2021

Communication System: Wi-Fi; Communication System Band: 802.11n(20); Duty Cycle: 1:1;
 Frequency: 2437 MHz; Medium parameters used: $f = 2450$ MHz; $\sigma = 1.73$ mho/m; $\epsilon_r = 39.52$; $\rho = 1000$ kg/m³ ;
 Phantom section: Flat Section
 Ambient temperature (°C): 22.2, Liquid temperature (°C):22.0

DASY Configuration:

- Probe: EX3DV4 – SN:3953; ConvF(7.66, 7.66, 7.66); Calibrated: Jul. 29,2020;
- Sensor-Surface: 3mm (Mechanical Surface Detection), z = 1.0, 31.0
- Electronics: DAE4 SN1398; Calibrated: May 17,2021
- Phantom: SAM (20deg probe tilt) with CRP v5.0; Type: QD000P40CD;
- DASY52 52.8.7(1137); SEMCAD X 14.6.10(7164)

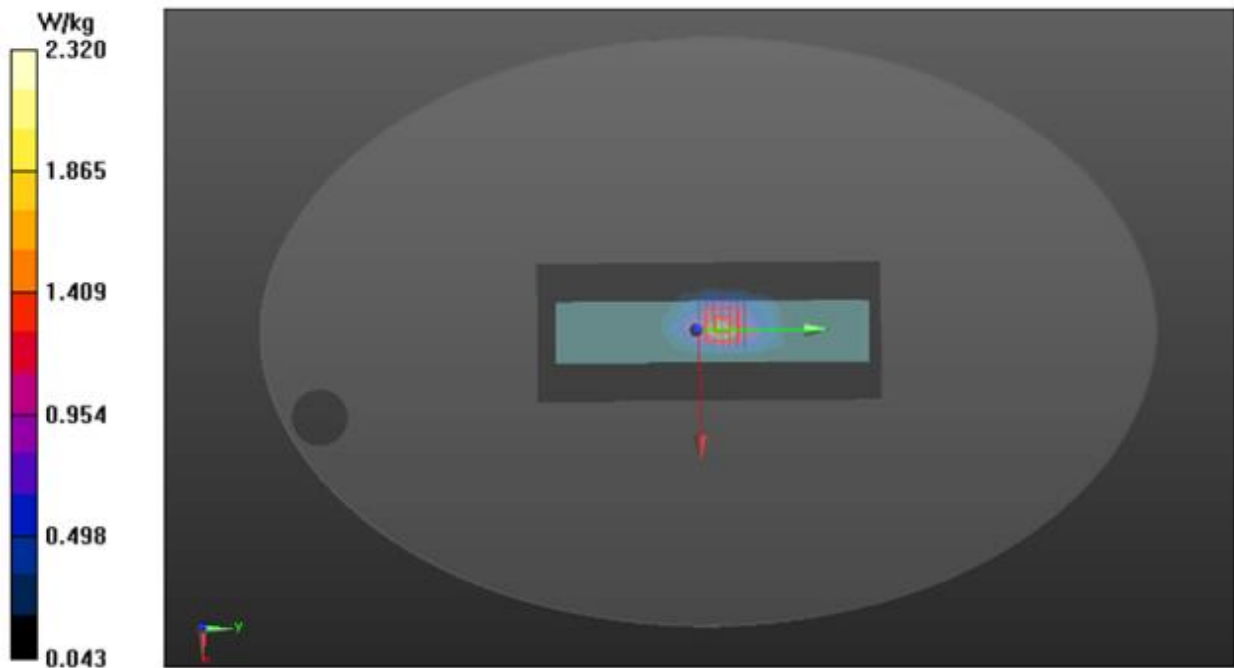
HAND/EDGE 1/Area Scan (7x16x1): Measurement grid: dx=15mm, dy=15mm
 Maximum value of SAR (measured) = 2.41 W/kg

HAND/EDGE 1/Zoom Scan (7x7x7)/Cube 0: Measurement grid: dx=5mm, dy=5mm, dz=5mm
 Reference Value = 26.039 V/m; Power Drift = -0.04 dB

Peak SAR (extrapolated) = 3.25 W/kg

SAR(1 g) = 1.56 W/kg; SAR(10 g) = 0.794 W/kg

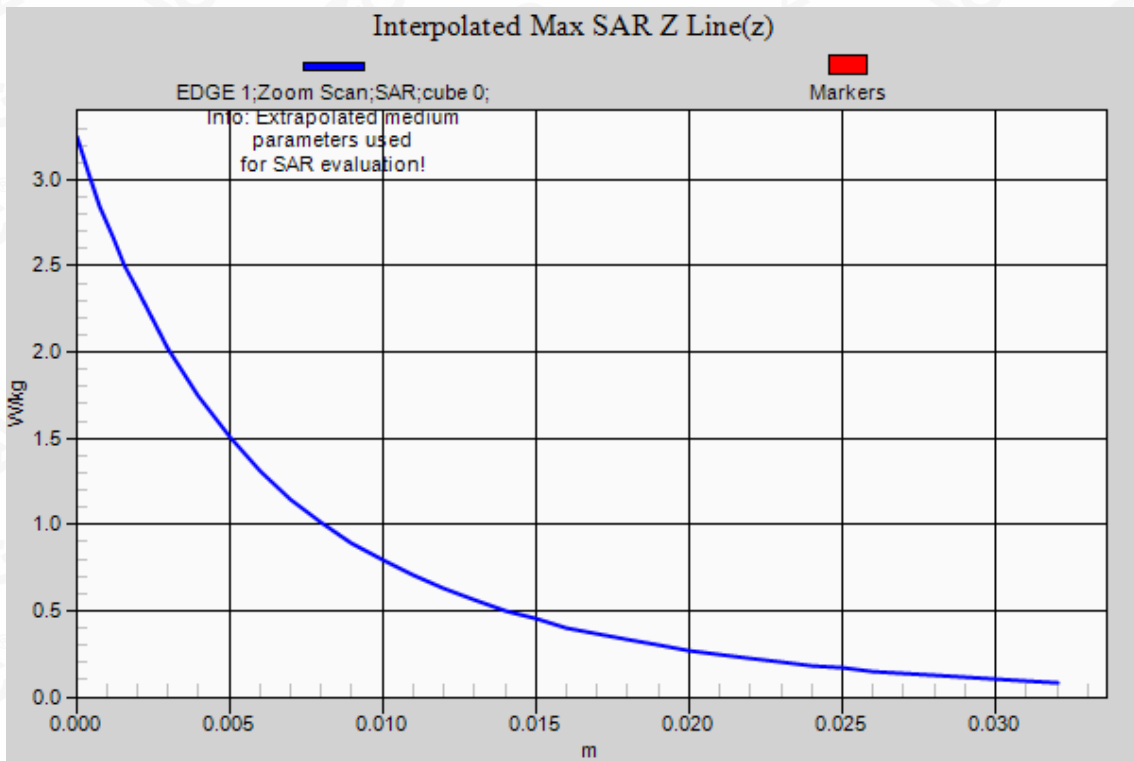
Maximum value of SAR (measured) = 2.32 W/kg



Any report having not been signed by authorized approver, or having been altered without authorization, or having not been stamped by the "Dedicated Testing/Inspection Stamp" is deemed to be invalid. Copying or excerpting portion of, or altering the content of the report is not permitted without the written authorization of AGC. The test results presented in the report apply only to the tested sample. Any objections to report issued by AGC should be submitted to AGC within 15days after the issuance of the test report. Further enquiry of validity or verification of the test report should be addressed to AGC by agc@agc-cert.com.

Attestation of Global Compliance(Shenzhen)Co., Ltd
 Attestation of Global Compliance(Shenzhen)Std & Tech Co., Ltd
 Tel: +86-755 2523 4088 E-mail: agc@agc-cert.com Web: http://cn.agc-cert.com/





Any report having not been signed by authorized approver, or having been altered without authorization, or having not been stamped by the "Dedicated Testing/Inspection Stamp" is deemed to be invalid. Copying or excerpting portion of, or altering the content of the report is not permitted without the written authorization of AGC. The test results presented in the report apply only to the tested sample. Any objections to report issued by AGC should be submitted to AGC within 15 days after the issuance of the test report. Further enquiry of validity or verification of the test report should be addressed to AGC by agc@agc-cert.com.



2.4GHz WIFI -Ant.2

Test Laboratory: AGC Lab

CCK -10MHz Mid- Hand- Edge 1 (Top)

DUT: PARROT SKYCONTROLLER USA; Type: MPPUA

Date: Jun. 04,2021

Communication System: Wi-Fi; Communication System Band: CCK; Duty Cycle: 1:1;
Frequency: 2437 MHz; Medium parameters used: $f = 2450$ MHz; $\sigma = 1.73$ mho/m; $\epsilon_r = 39.52$; $\rho = 1000$ kg/m³ ;
Phantom section: Flat Section
Ambient temperature (°C): 22.2, Liquid temperature (°C):22.0

DASY Configuration:

- Probe: EX3DV4 – SN:3953; ConvF(7.66, 7.66, 7.66); Calibrated: Jul. 29,2020;
- Sensor-Surface: 3mm (Mechanical Surface Detection), z = 1.0, 31.0
- Electronics: DAE4 SN1398; Calibrated: May 17,2021
- Phantom: SAM (20deg probe tilt) with CRP v5.0; Type: QD000P40CD;
- DASY52 52.8.7(1137); SEMCAD X 14.6.10(7164)

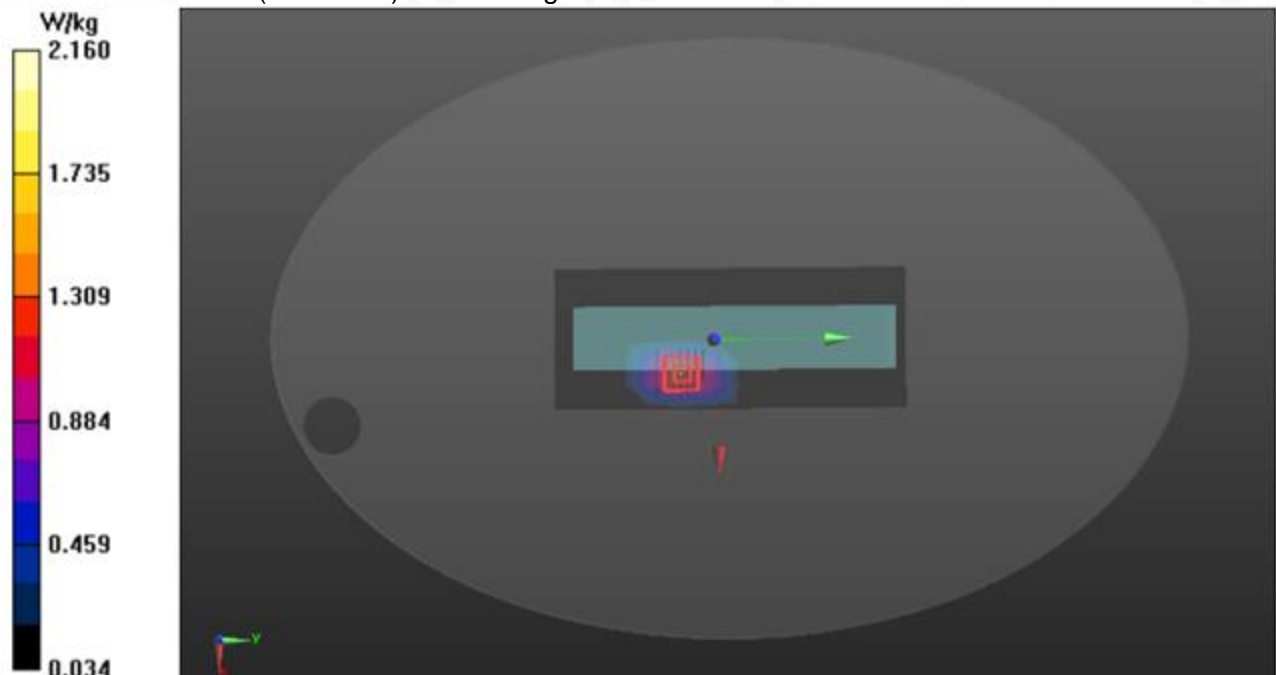
HAND/EDGE 1/Area Scan (7x16x1): Measurement grid: dx=15mm, dy=15mm
Maximum value of SAR (measured) = 2.05 W/kg

HAND/EDGE 1/Zoom Scan (7x7x7)/Cube 0: Measurement grid: dx=5mm, dy=5mm, dz=5mm
Reference Value = 3.856 V/m; Power Drift = -0.05dB

Peak SAR (extrapolated) = 2.87 W/kg

SAR(1 g) = 1.35 W/kg; SAR(10 g) = 0.685 W/kg

Maximum value of SAR (measured) = 2.16 W/kg



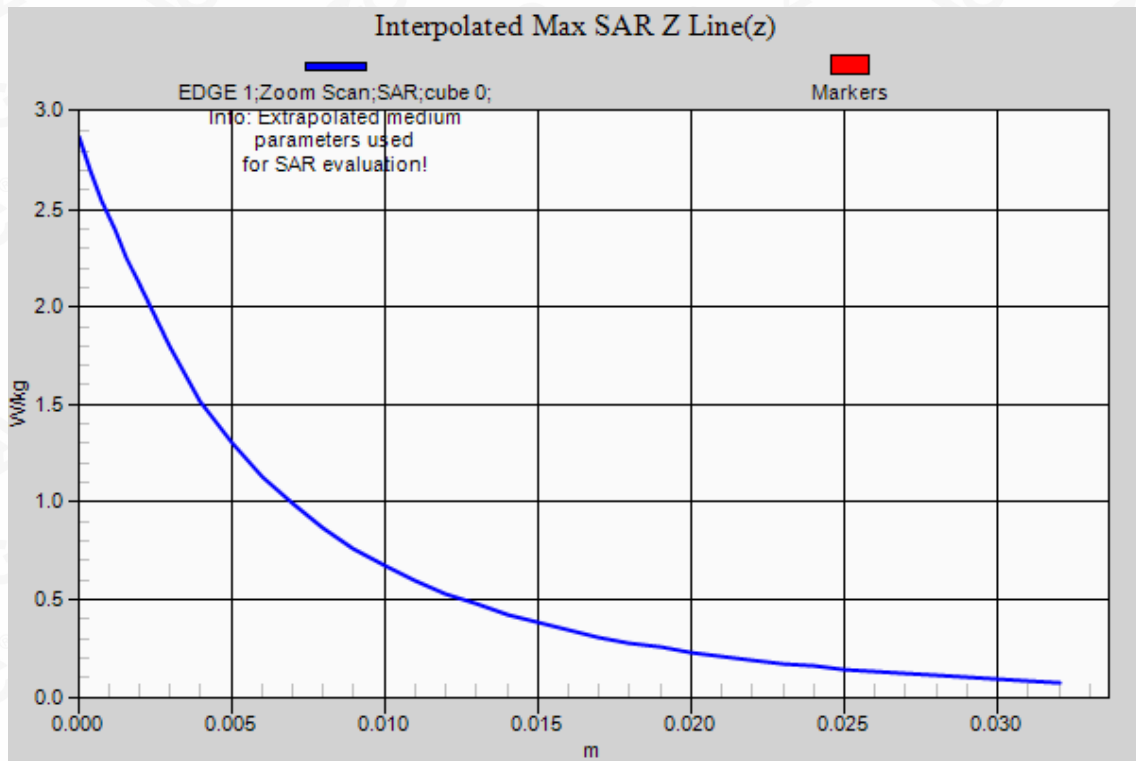
Any report having not been signed by authorized approver, or having been altered without authorization, or having not been stamped by the "Dedicated Testing/Inspection Stamp" is deemed to be invalid. Copying or excerpting portion of, or altering the content of the report is not permitted without the written authorization of AGC. The test results presented in the report apply only to the tested sample. Any objections to report issued by AGC should be submitted to AGC within 15days after the issuance of the test report. Further enquiry of validity or verification of the test report should be addressed to AGC by agc@agc-cert.com.

Attestation of Global Compliance(Shenzhen)Co., Ltd

Attestation of Global Compliance(Shenzhen)Std & Tech Co., Ltd

Tel: +86-755 2523 4088 E-mail: agc@agc-cert.com Web: http://cn.agc-cert.com/





Any report having not been signed by authorized approver, or having been altered without authorization, or having not been stamped by the "Dedicated Testing/Inspection Stamp" is deemed to be invalid. Copying or excerpting portion of, or altering the content of the report is not permitted without the written authorization of AGC. The test results presented in the report apply only to the tested sample. Any objections to report issued by AGC should be submitted to AGC within 15 days after the issuance of the test report. Further enquiry of validity or verification of the test report should be addressed to AGC by agc@agc-cert.com.



Test Laboratory: AGC Lab
OFDM with data rate MCS0-10MHz Mid- Hand- Edge 1 (Top)
DUT: PARROT SKYCONTROLLER USA; Type: MPPUA

Date: Jun. 04,2021

Communication System: Wi-Fi; Communication System Band: OFDM with data rate MCS0; Duty Cycle: 1:1;
Frequency: 2437 MHz; Medium parameters used: $f = 2450$ MHz; $\sigma = 1.73$ mho/m; $\epsilon_r = 39.52$; $\rho = 1000$ kg/m³ ;
Phantom section: Flat Section
Ambient temperature (°C): 22.2, Liquid temperature (°C):22.0

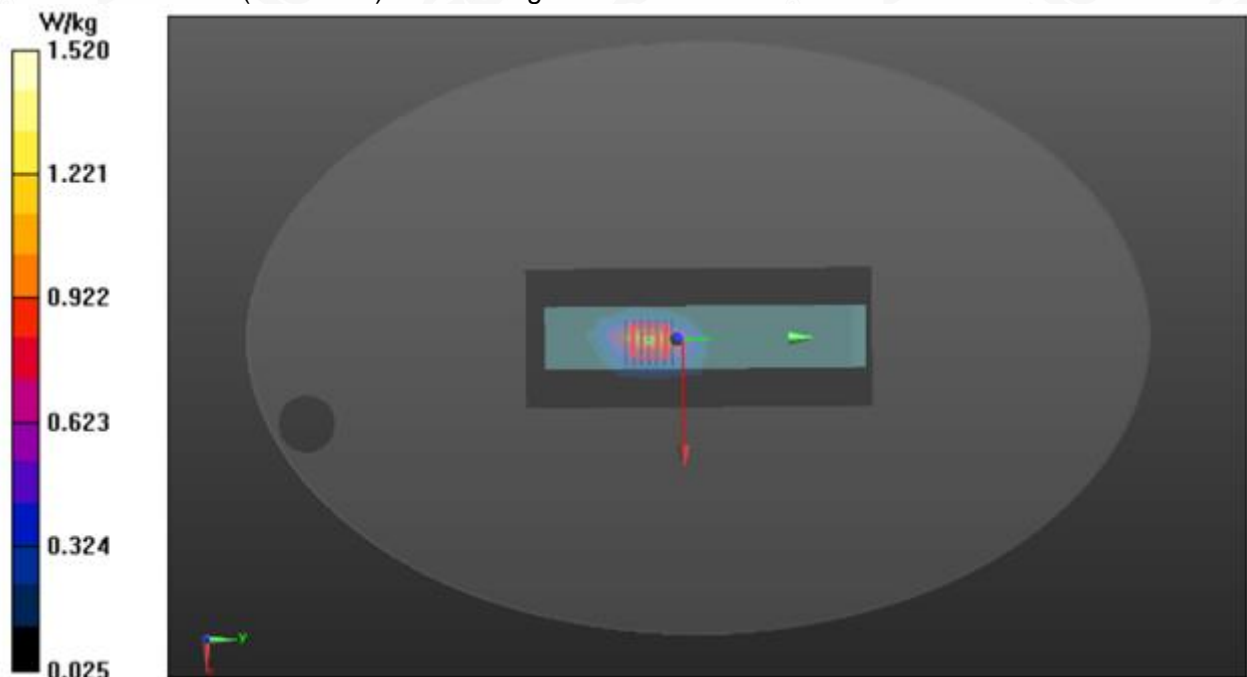
DASY Configuration:

- Probe: EX3DV4 – SN:3953; ConvF(7.66, 7.66, 7.66); Calibrated: Jul. 29,2020;
- Sensor-Surface: 3mm (Mechanical Surface Detection), z = 1.0, 31.0
- Electronics: DAE4 SN1398; Calibrated: May 17,2021
- Phantom: SAM (20deg probe tilt) with CRP v5.0; Type: QD000P40CD;
- DASY52 52.8.7(1137); SEMCAD X 14.6.10(7164)

HAND/EDGE 1/Area Scan (7x16x1): Measurement grid: dx=15mm, dy=15mm
Maximum value of SAR (measured) = 1.43 W/kg

HAND/EDGE 1/Zoom Scan (7x7x7)/Cube 0: Measurement grid: dx=5mm, dy=5mm, dz=5mm
Reference Value = 20.055 V/m; Power Drift = 0.16 dB
Peak SAR (extrapolated) = 2.01 W/kg

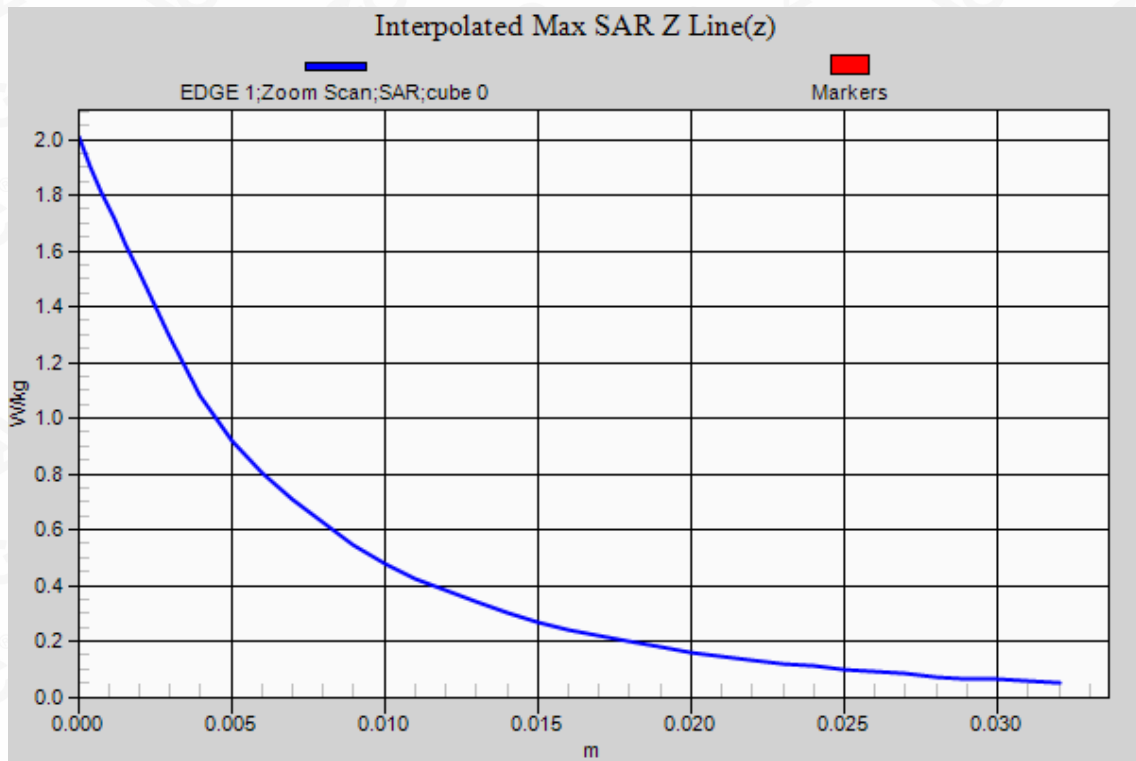
SAR(1 g) = 0.940 W/kg; SAR(10 g) = 0.479 W/kg
Maximum value of SAR (measured) = 1.52 W/kg



Any report having not been signed by authorized approver, or having been altered without authorization, or having not been stamped by the "Dedicated Testing/Inspection Stamp" is deemed to be invalid. Copying or excerpting portion of, or altering the content of the report is not permitted without the written authorization of AGC. The test results presented in the report apply only to the tested sample. Any objections to report issued by AGC should be submitted to AGC within 15 days after the issuance of the test report. Further enquiry of validity or verification of the test report should be addressed to AGC by agc@agc-cert.com.

Attestation of Global Compliance(Shenzhen)Co., Ltd
Attestation of Global Compliance(Shenzhen)Std & Tech Co., Ltd
Tel: +86-755 2523 4088 E-mail: agc@agc-cert.com Web: http://cn.agc-cert.com/





Any report having not been signed by authorized approver, or having been altered without authorization, or having not been stamped by the "Dedicated Testing/Inspection Stamp" is deemed to be invalid. Copying or excerpting portion of, or altering the content of the report is not permitted without the written authorization of AGC. The test results presented in the report apply only to the tested sample. Any objections to report issued by AGC should be submitted to AGC within 15 days after the issuance of the test report. Further enquiry of validity or verification of the test report should be addressed to AGC by agc@agc-cert.com.

Attestation of Global Compliance(Shenzhen)Co., Ltd
Attestation of Global Compliance(Shenzhen)Std & Tech Co., Ltd
Tel: +86-755 2523 4088 E-mail: agc@agc-cert.com Web: http://cn.agc-cert.com/



Test Laboratory: AGC Lab
802.11b-20MHz Mid- Hand- Edge 1 (Top)
DUT: PARROT SKYCONTROLLER USA; Type: MPPUA

Date: Jun. 04,2021

Communication System: Wi-Fi; Communication System Band: 802.11b; Duty Cycle: 1:1;
 Frequency: 2437 MHz; Medium parameters used: $f = 2450$ MHz; $\sigma = 1.73$ mho/m; $\epsilon_r = 39.52$; $\rho = 1000$ kg/m³ ;
 Phantom section: Flat Section
 Ambient temperature (°C): 22.2, Liquid temperature (°C):22.0

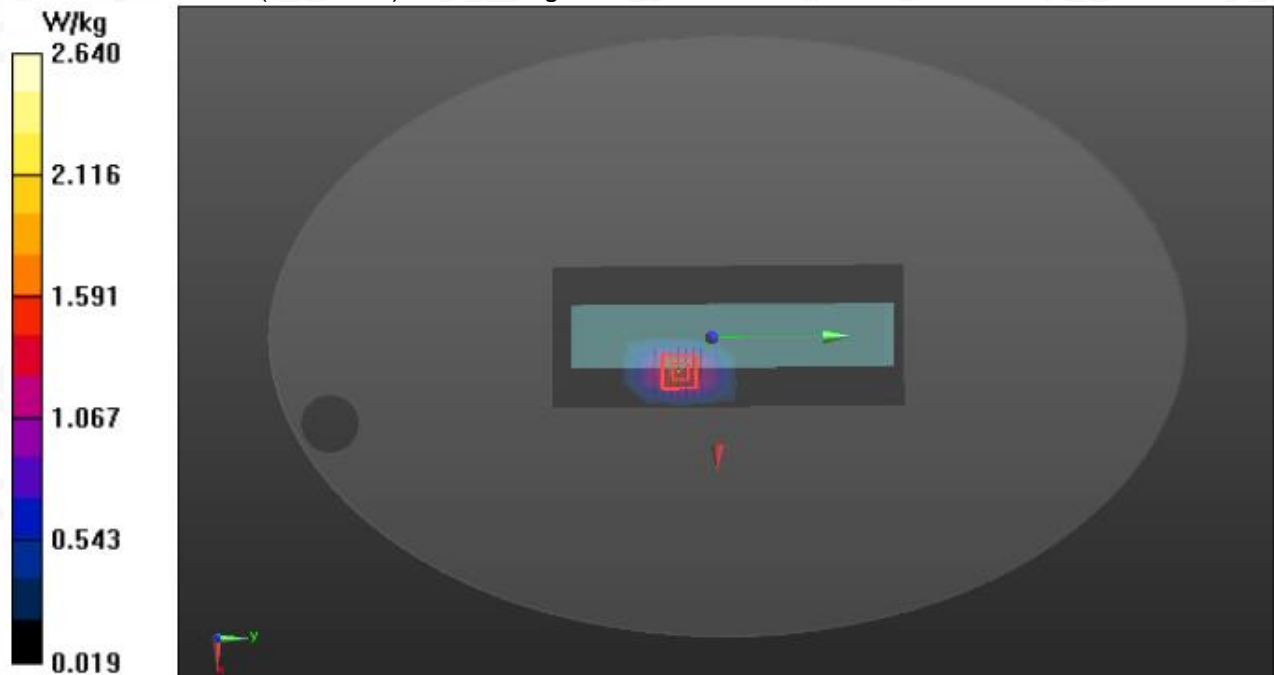
DASY Configuration:

- Probe: EX3DV4 – SN:3953; ConvF(7.66, 7.66, 7.66); Calibrated: Jul. 29,2020;
- Sensor-Surface: 3mm (Mechanical Surface Detection), z = 1.0, 31.0
- Electronics: DAE4 SN1398; Calibrated: May 17,2021
- Phantom: SAM (20deg probe tilt) with CRP v5.0; Type: QD000P40CD;
- DASY52 52.8.7(1137); SEMCAD X 14.6.10(7164)

HAND/EDGE 1/Area Scan (7x16x1): Measurement grid: dx=15mm, dy=15mm
 Maximum value of SAR (measured) = 1.51 W/kg

HAND/EDGE 1/Zoom Scan (7x7x7)/Cube 0: Measurement grid: dx=5mm, dy=5mm, dz=5mm
 Reference Value = 4.850 V/m; Power Drift = -0.10 dB
 Peak SAR (extrapolated) = 4.37 W/kg

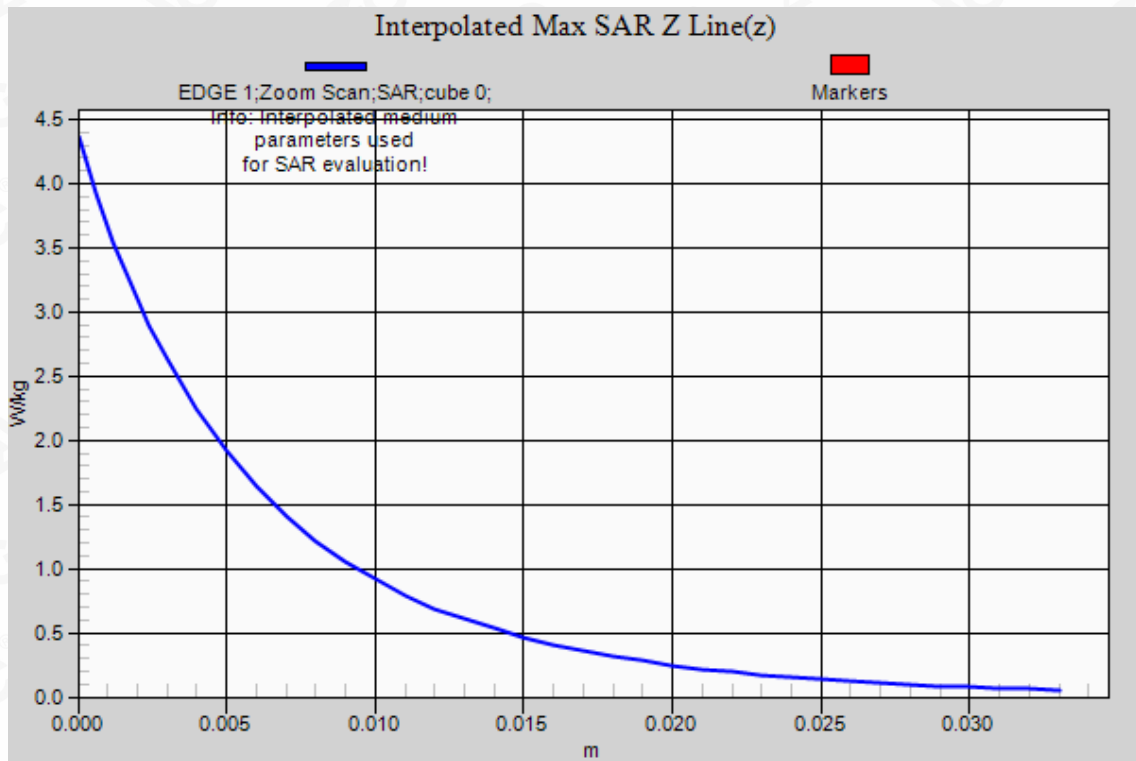
SAR(1 g) = 1.98 W/kg; SAR(10 g) = 0.920 W/kg
 Maximum value of SAR (measured) = 2.64 W/kg



Any report having not been signed by authorized approver, or having been altered without authorization, or having not been stamped by the "Dedicated Testing/Inspection Stamp" is deemed to be invalid. Copying or excerpting portion of, or altering the content of the report is not permitted without the written authorization of AGC. The test results presented in the report apply only to the tested sample. Any objections to report issued by AGC should be submitted to AGC within 15days after the issuance of the test report. Further enquiry of validity or verification of the test report should be addressed to AGC by agc@agc-cert.com.

Attestation of Global Compliance(Shenzhen)Co., Ltd
 Attestation of Global Compliance(Shenzhen)Std & Tech Co., Ltd
 Tel: +86-755 2523 4088 E-mail: agc@agc-cert.com Web: http://cn.agc-cert.com/





Any report having not been signed by authorized approver, or having been altered without authorization, or having not been stamped by the "Dedicated Testing/Inspection Stamp" is deemed to be invalid. Copying or excerpting portion of, or altering the content of the report is not permitted without the written authorization of AGC. The test results presented in the report apply only to the tested sample. Any objections to report issued by AGC should be submitted to AGC within 15 days after the issuance of the test report. Further enquiry of validity or verification of the test report should be addressed to AGC by agc@agc-cert.com.

Attestation of Global Compliance(Shenzhen)Co., Ltd
 Attestation of Global Compliance(Shenzhen)Std & Tech Co., Ltd
 Tel: +86-755 2523 4088 E-mail: agc@agc-cert.com Web: <http://cn.agc-cert.com/>



Test Laboratory: AGC Lab
802.11n(20)-20MHz Mid- Hand- Edge 1 (Top)
DUT: PARROT SKYCONTROLLER USA; Type: MPPUA

Date: Jun. 04,2021

Communication System: Wi-Fi; Communication System Band: 802.11n(20); Duty Cycle: 1:1;
 Frequency: 2437 MHz; Medium parameters used: $f = 2450$ MHz; $\sigma = 1.73$ mho/m; $\epsilon_r = 39.52$; $\rho = 1000$ kg/m³ ;
 Phantom section: Flat Section
 Ambient temperature (°C): 22.2, Liquid temperature (°C):22.0

DASY Configuration:

- Probe: EX3DV4 – SN:3953; ConvF(7.66, 7.66, 7.66); Calibrated: Jul. 29,2020;
- Sensor-Surface: 3mm (Mechanical Surface Detection), z = 1.0, 31.0
- Electronics: DAE4 SN1398; Calibrated: May 17,2021
- Phantom: SAM (20deg probe tilt) with CRP v5.0; Type: QD000P40CD;
- DASY52 52.8.7(1137); SEMCAD X 14.6.10(7164)

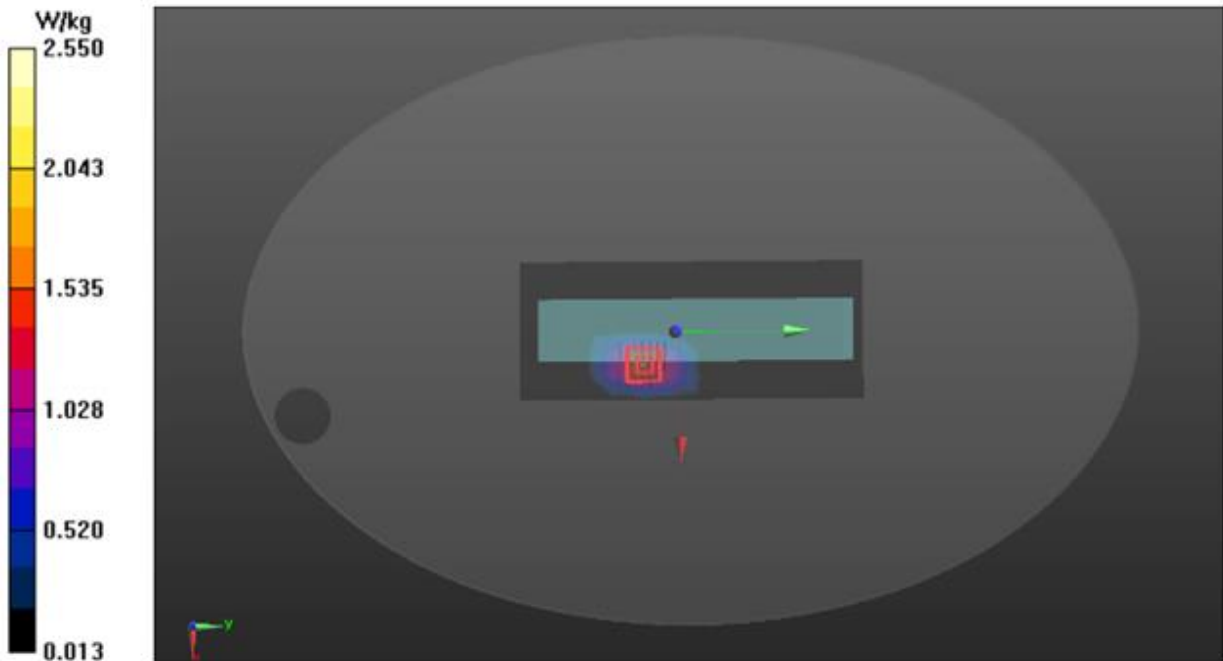
HAND/EDGE 1/Area Scan (7x16x1): Measurement grid: dx=15mm, dy=15mm
 Maximum value of SAR (measured) = 2.35 W/kg

HAND/EDGE 1/Zoom Scan (7x7x7)/Cube 0: Measurement grid: dx=5mm, dy=5mm, dz=5mm
 Reference Value = 15.279 V/m; Power Drift = -0.17 dB

Peak SAR (extrapolated) = 3.36 W/kg

SAR(1 g) = 1.6 W/kg; SAR(10 g) = 0.740 W/kg

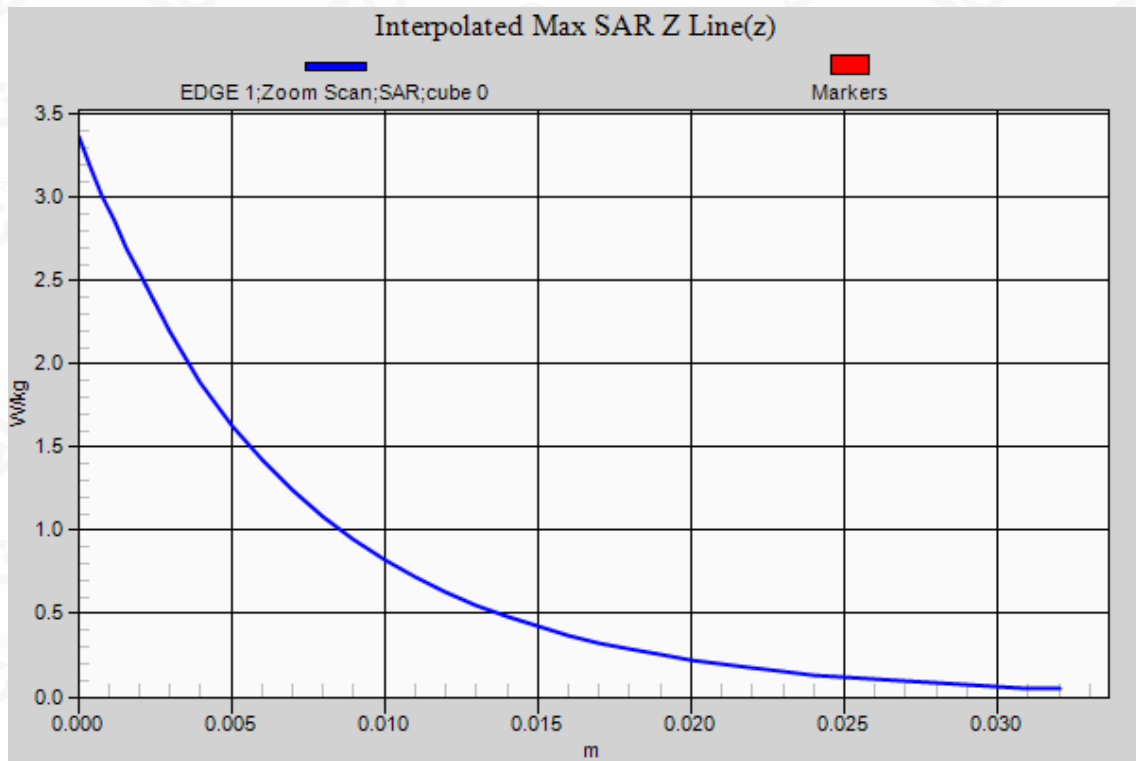
Maximum value of SAR (measured) = 2.55 W/kg



Any report having not been signed by authorized approver, or having been altered without authorization, or having not been stamped by the "Dedicated Testing/Inspection Stamp" is deemed to be invalid. Copying or excerpting portion of, or altering the content of the report is not permitted without the written authorization of AGC. The test results presented in the report apply only to the tested sample. Any objections to report issued by AGC should be submitted to AGC within 15days after the issuance of the test report. Further enquiry of validity or verification of the test report should be addressed to AGC by agc@agc-cert.com.

Attestation of Global Compliance(Shenzhen)Co., Ltd
 Attestation of Global Compliance(Shenzhen)Std & Tech Co., Ltd
 Tel: +86-755 2523 4088 E-mail: agc@agc-cert.com Web: http://cn.agc-cert.com/





Any report having not been signed by authorized approver, or having been altered without authorization, or having not been stamped by the "Dedicated Testing/Inspection Stamp" is deemed to be invalid. Copying or excerpting portion of, or altering the content of the report is not permitted without the written authorization of AGC. The test results presented in the report apply only to the tested sample. Any objections to report issued by AGC should be submitted to AGC within 15 days after the issuance of the test report. Further enquiry of validity or verification of the test report should be addressed to AGC by agc@agc-cert.com.



5.2GHz WIFI -Ant.1

Test Laboratory: AGC Lab

Date: Jun. 05,2021

OFDM with data rate 6 -10MHz CH40-Hand - Edge 1 (Top)

DUT: PARROT SKYCONTROLLER USA; Type: MPPUA

Communication System: Wi-Fi; Communication System Band: OFDM with data rate 6; Duty Cycle: 1:1
Frequency: 5200 MHz; Medium parameters used: $f = 5250\text{MHz}$; $\sigma = 5.31\text{mho/m}$; $\epsilon_r = 35.63$; $\rho = 1000\text{ kg/m}^3$;
Phantom section: Flat Section
Ambient temperature ($^{\circ}\text{C}$): 21.6, Liquid temperature ($^{\circ}\text{C}$): 21.4

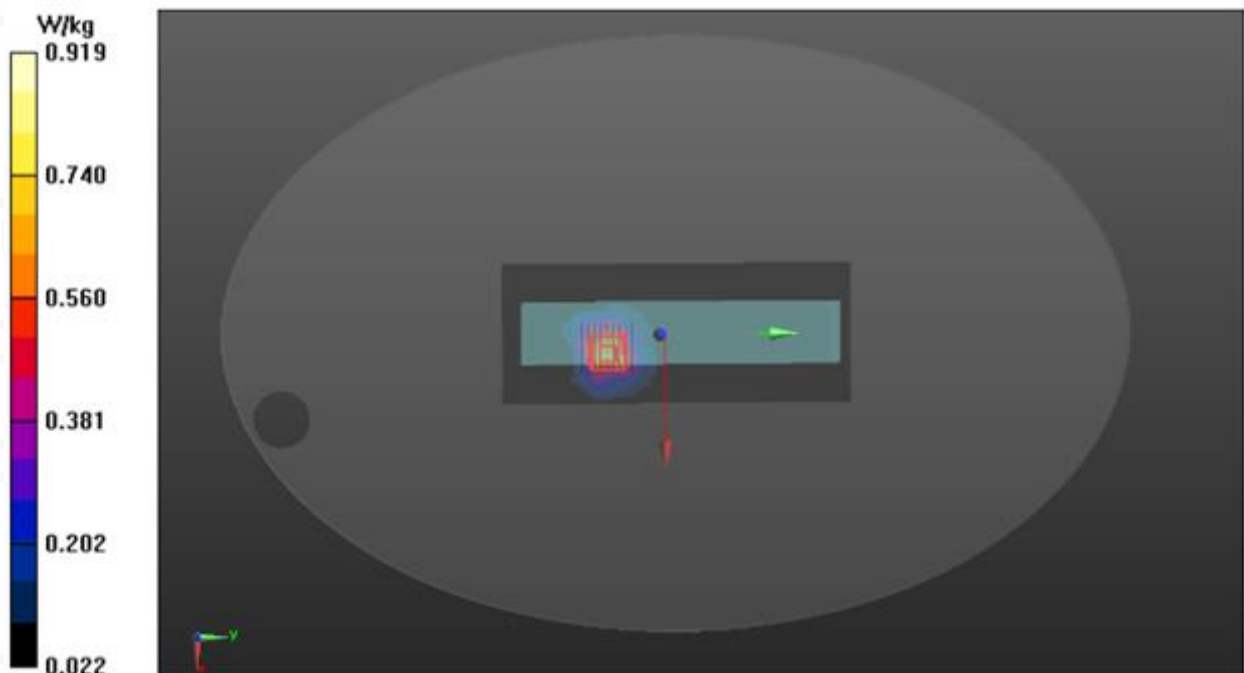
DASY Configuration:

- Probe: EX3DV4 – SN3953; ConvF(5.53, 5.53, 5.53); Calibrated: Jul. 29,2020
- Sensor-Surface: 1.4mm (Mechanical Surface Detection), z = 1.0, 31.0
- Electronics: DAE4 SN1398; Calibrated: May 17,2021
- Phantom: SAM (20deg probe tilt) with CRP v5.0; Type: QD000P40CD;
- DASY52 52.8.7(1137); SEMCAD X 14.6.10(7164)

HAND/EDGE 1/Area Scan (7x16x1): Measurement grid: dx=15mm, dy=15mm
Maximum value of SAR (measured) = 0.803 W/kg

HAND/EDGE 1/Zoom Scan (9x9x16)/Cube 0: Measurement grid: dx=4mm, dy=4mm, dz=2mm
Reference Value = 21.129 V/m; Power Drift = 0.05 dB
Peak SAR (extrapolated) = 1.46 W/kg

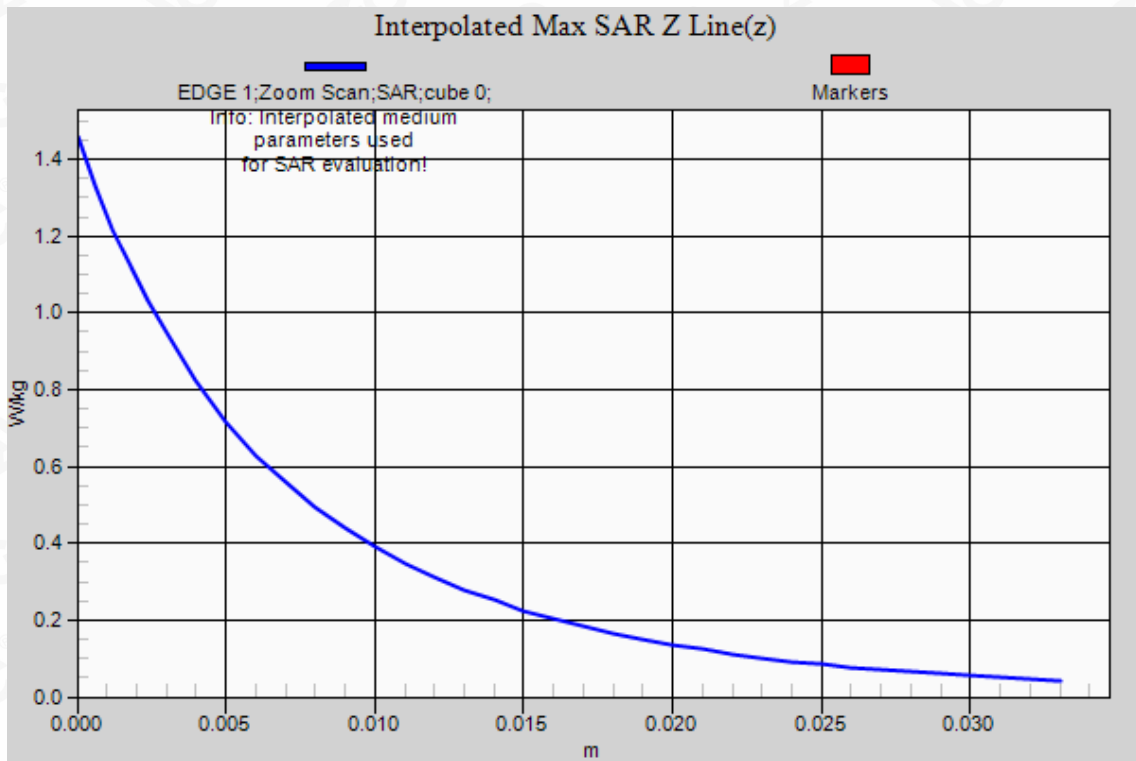
SAR(1 g) = 0.771 W/kg; SAR(10 g) = 0.467 W/kg
Maximum value of SAR (measured) = 0.919 W/kg



Any report having not been signed by authorized approver, or having been altered without authorization, or having not been stamped by the "Dedicated Testing/Inspection Stamp" is deemed to be invalid. Copying or excerpting portion of, or altering the content of the report is not permitted without the written authorization of AGC. The test results presented in the report apply only to the tested sample. Any objections to report issued by AGC should be submitted to AGC within 15days after the issuance of the test report. Further enquiry of validity or verification of the test report should be addressed to AGC by agc@agc-cert.com.

Attestation of Global Compliance(Shenzhen)Co., Ltd
Attestation of Global Compliance(Shenzhen)Std & Tech Co., Ltd
Tel: +86-755 2523 4088 E-mail: agc@agc-cert.com Web: http://cn.agc-cert.com/





Any report having not been signed by authorized approver, or having been altered without authorization, or having not been stamped by the "Dedicated Testing/Inspection Stamp" is deemed to be invalid. Copying or excerpting portion of, or altering the content of the report is not permitted without the written authorization of AGC. The test results presented in the report apply only to the tested sample. Any objections to report issued by AGC should be submitted to AGC within 15 days after the issuance of the test report. Further enquiry of validity or verification of the test report should be addressed to AGC by agc@agc-cert.com.



Test Laboratory: AGC Lab
OFDM with data rate MCS0-10MHz CH40-Hand - Edge 1 (Top)
DUT: PARROT SKYCONTROLLER USA; Type: MPPUA

Date: Jun. 05,2021

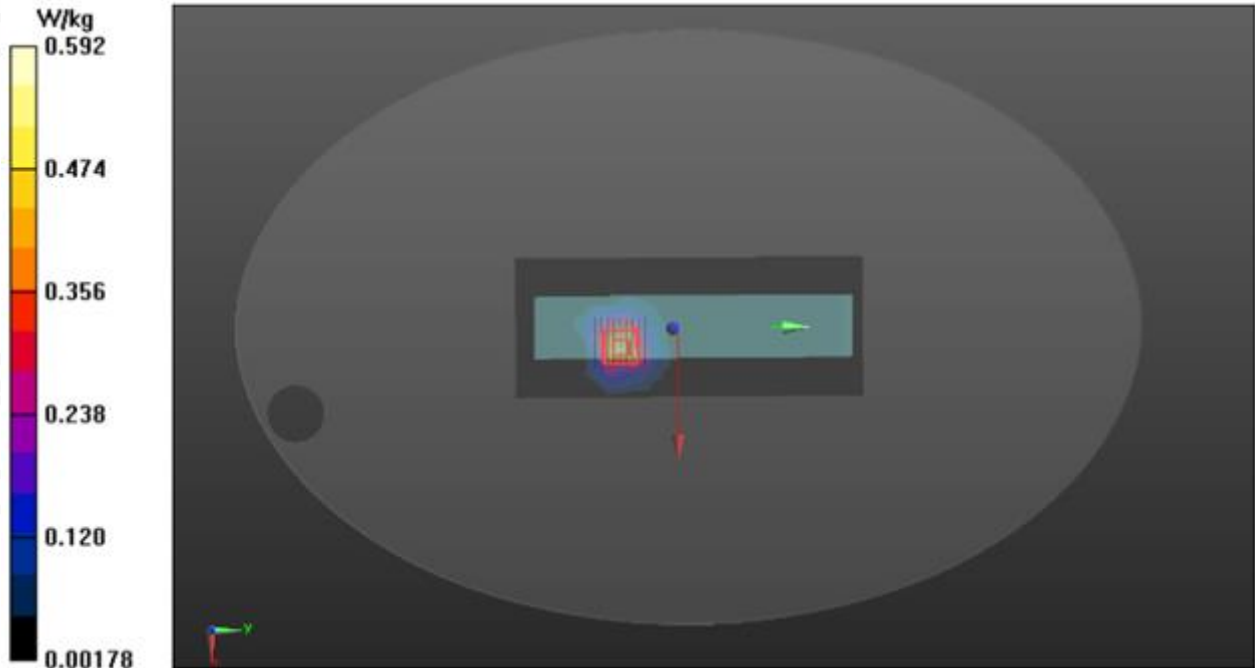
Communication System: Wi-Fi; Communication System Band: OFDM with data rate MCS0; Duty Cycle: 1:1
Frequency: 5200 MHz; Medium parameters used: $f = 5250\text{MHz}$; $\sigma = 5.31\text{mho/m}$; $\epsilon_r = 35.63$; $\rho = 1000 \text{ kg/m}^3$;
Phantom section: Flat Section
Ambient temperature ($^{\circ}\text{C}$): 21.6, Liquid temperature ($^{\circ}\text{C}$): 21.4

DASY Configuration:

- Probe: EX3DV4 – SN3953; ConvF(5.53, 5.53, 5.53); Calibrated: Jul. 29,2020
- Sensor-Surface: 1.4mm (Mechanical Surface Detection), z = 1.0, 31.0
- Electronics: DAE4 SN1398; Calibrated: May 17,2021
- Phantom: SAM (20deg probe tilt) with CRP v5.0; Type: QD000P40CD;
- DASY52 52.8.7(1137); SEMCAD X 14.6.10(7164)

HAND/EDGE 1/Area Scan (7x16x1): Measurement grid: dx=15mm, dy=15mm
Maximum value of SAR (measured) = 0.395 W/kg

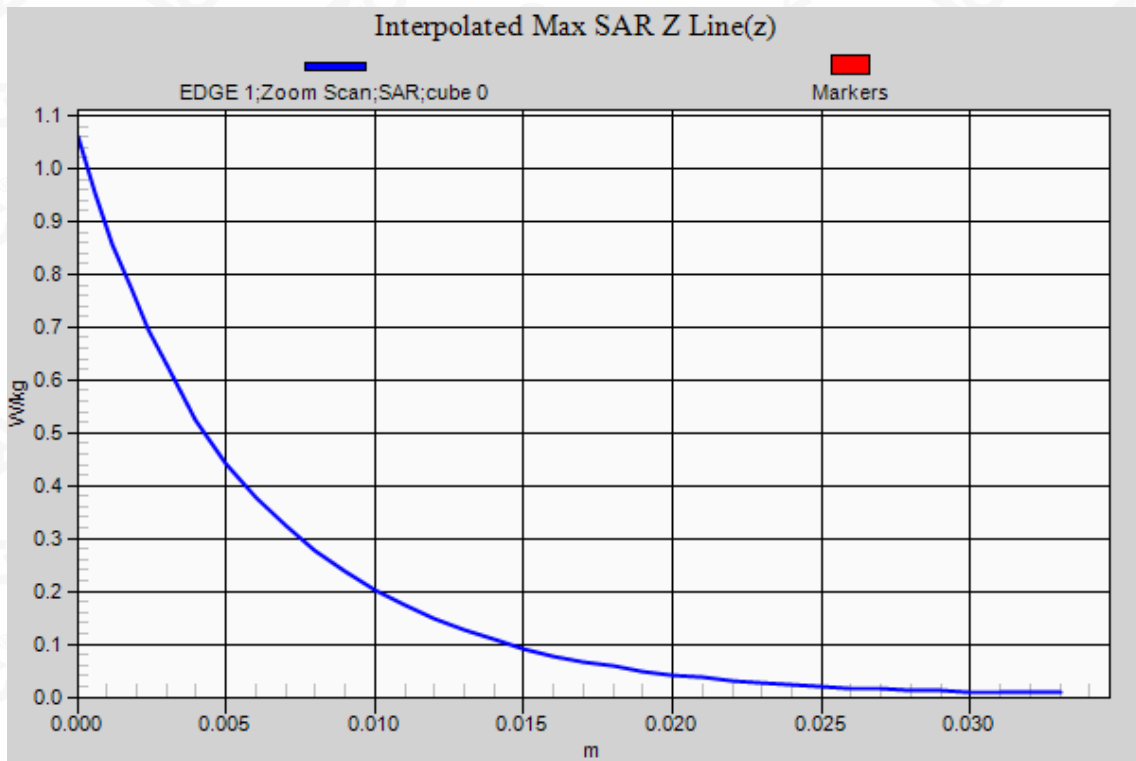
HAND/EDGE 1/Zoom Scan (9x9x16)/Cube 0: Measurement grid: dx=4mm, dy=4mm, dz=2mm
Reference Value = 7.135 V/m; Power Drift = 0.12 dB
Peak SAR (extrapolated) = 1.06 W/kg
SAR(1 g) = 0.431 W/kg; SAR(10 g) = 0.170 W/kg
Maximum value of SAR (measured) = 0.592 W/kg



Any report having not been signed by authorized approver, or having been altered without authorization, or having not been stamped by the "Dedicated Testing/Inspection Stamp" is deemed to be invalid. Copying or excerpting portion of, or altering the content of the report is not permitted without the written authorization of AGC. The test results presented in the report apply only to the tested sample. Any objections to report issued by AGC should be submitted to AGC within 15days after the issuance of the test report. Further enquiry of validity or verification of the test report should be addressed to AGC by agc@agc-cert.com.

Attestation of Global Compliance(Shenzhen)Co., Ltd
Attestation of Global Compliance(Shenzhen)Std & Tech Co., Ltd
Tel: +86-755 2523 4088 E-mail: agc@agc-cert.com Web: http://cn.agc-cert.com/





Any report having not been signed by authorized approver, or having been altered without authorization, or having not been stamped by the "Dedicated Testing/Inspection Stamp" is deemed to be invalid. Copying or excerpting portion of, or altering the content of the report is not permitted without the written authorization of AGC. The test results presented in the report apply only to the tested sample. Any objections to report issued by AGC should be submitted to AGC within 15 days after the issuance of the test report. Further enquiry of validity or verification of the test report should be addressed to AGC by agc@agc-cert.com.

Attestation of Global Compliance(Shenzhen)Co., Ltd
Attestation of Global Compliance(Shenzhen)Std & Tech Co., Ltd
Tel: +86-755 2523 4088 E-mail: agc@agc-cert.com Web: http://cn.agc-cert.com/



Test Laboratory: AGC Lab
802.11a -20MHz CH40-Hand - Edge 1 (Top)
DUT: PARROT SKYCONTROLLER USA; Type: MPPUA

Date: Jun. 05,2021

Communication System: Wi-Fi; Communication System Band: 802.11a; Duty Cycle: 1:1
 Frequency: 5200 MHz; Medium parameters used: $f = 5250\text{MHz}$; $\sigma = 5.31\text{mho/m}$; $\epsilon_r = 35.63$; $\rho = 1000 \text{ kg/m}^3$;
 Phantom section: Flat Section
 Ambient temperature ($^{\circ}\text{C}$): 21.6, Liquid temperature ($^{\circ}\text{C}$): 21.4

DASY Configuration:

- Probe: EX3DV4 – SN3953; ConvF(5.53, 5.53, 5.53); Calibrated: Jul. 29,2020
- Sensor-Surface: 1.4mm (Mechanical Surface Detection), $z = 1.0, 31.0$
- Electronics: DAE4 SN1398; Calibrated: May 17,2021
- Phantom: SAM (20deg probe tilt) with CRP v5.0; Type: QD000P40CD;
- DASY52 52.8.7(1137); SEMCAD X 14.6.10(7164)

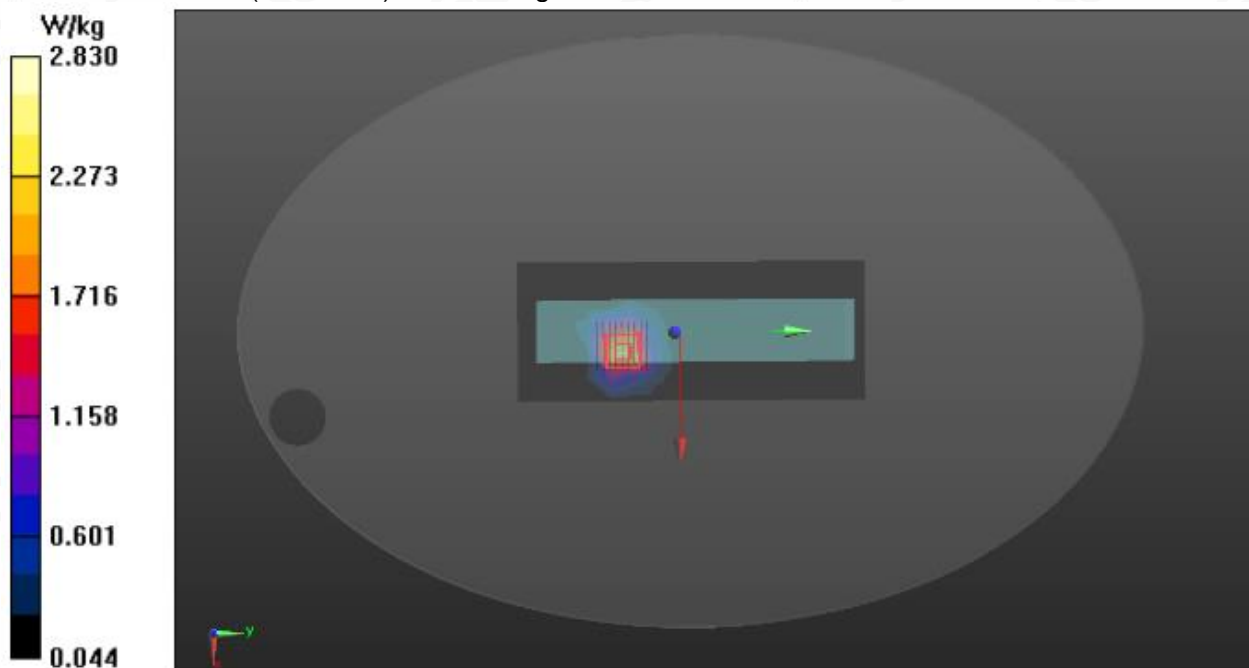
HAND/EDGE 1/Area Scan (7x16x1): Measurement grid: $dx=15\text{mm}$, $dy=15\text{mm}$
 Maximum value of SAR (measured) = 2.48 W/kg

HAND/EDGE 1/Zoom Scan (9x9x16)/Cube 0: Measurement grid: $dx=4\text{mm}$, $dy=4\text{mm}$, $dz=2\text{mm}$
 Reference Value = 4.580 V/m; Power Drift = -0.18 dB

Peak SAR (extrapolated) = 5.08 W/kg

SAR(1 g) = 1.63 W/kg; SAR(10 g) = 0.708 W/kg

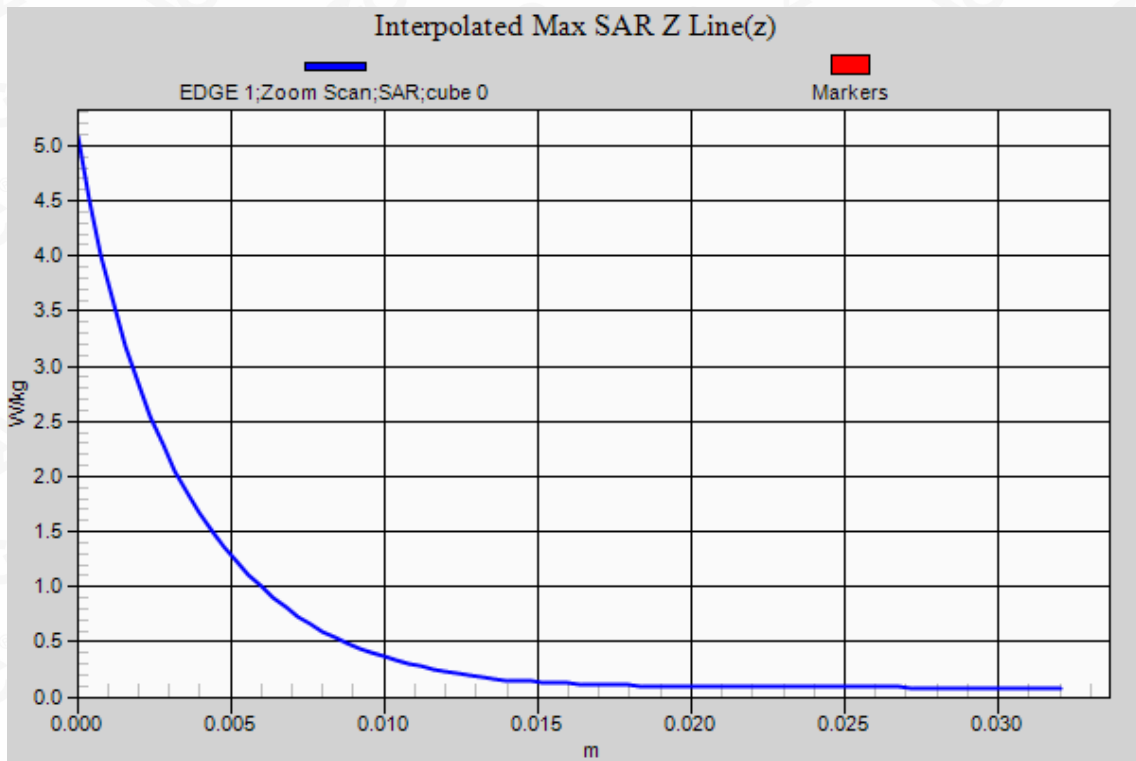
Maximum value of SAR (measured) = 2.83 W/kg



Any report having not been signed by authorized approver, or having been altered without authorization, or having not been stamped by the "Dedicated Testing/Inspection Stamp" is deemed to be invalid. Copying or excerpting portion of, or altering the content of the report is not permitted without the written authorization of AGC. The test results presented in the report apply only to the tested sample. Any objections to report issued by AGC should be submitted to AGC within 15days after the issuance of the test report. Further enquiry of validity or verification of the test report should be addressed to AGC by agc@agc-cert.com.

Attestation of Global Compliance(Shenzhen)Co., Ltd
 Attestation of Global Compliance(Shenzhen)Std & Tech Co., Ltd
 Tel: +86-755 2523 4088 E-mail: agc@agc-cert.com Web: <http://cn.agc-cert.com/>





Any report having not been signed by authorized approver, or having been altered without authorization, or having not been stamped by the "Dedicated Testing/Inspection Stamp" is deemed to be invalid. Copying or excerpting portion of, or altering the content of the report is not permitted without the written authorization of AGC. The test results presented in the report apply only to the tested sample. Any objections to report issued by AGC should be submitted to AGC within 15 days after the issuance of the test report. Further enquiry of validity or verification of the test report should be addressed to AGC by agc@agc-cert.com.

Attestation of Global Compliance(Shenzhen)Co., Ltd
 Attestation of Global Compliance(Shenzhen)Std & Tech Co., Ltd
 Tel: +86-755 2523 4088 E-mail: agc@agc-cert.com Web: http://cn.agc-cert.com/



Test Laboratory: AGC Lab
802.11n20 -20MHz CH40-Hand - Edge 1 (Top)
DUT: PARROT SKYCONTROLLER USA; Type: MPPUA

Date: Jun. 05,2021

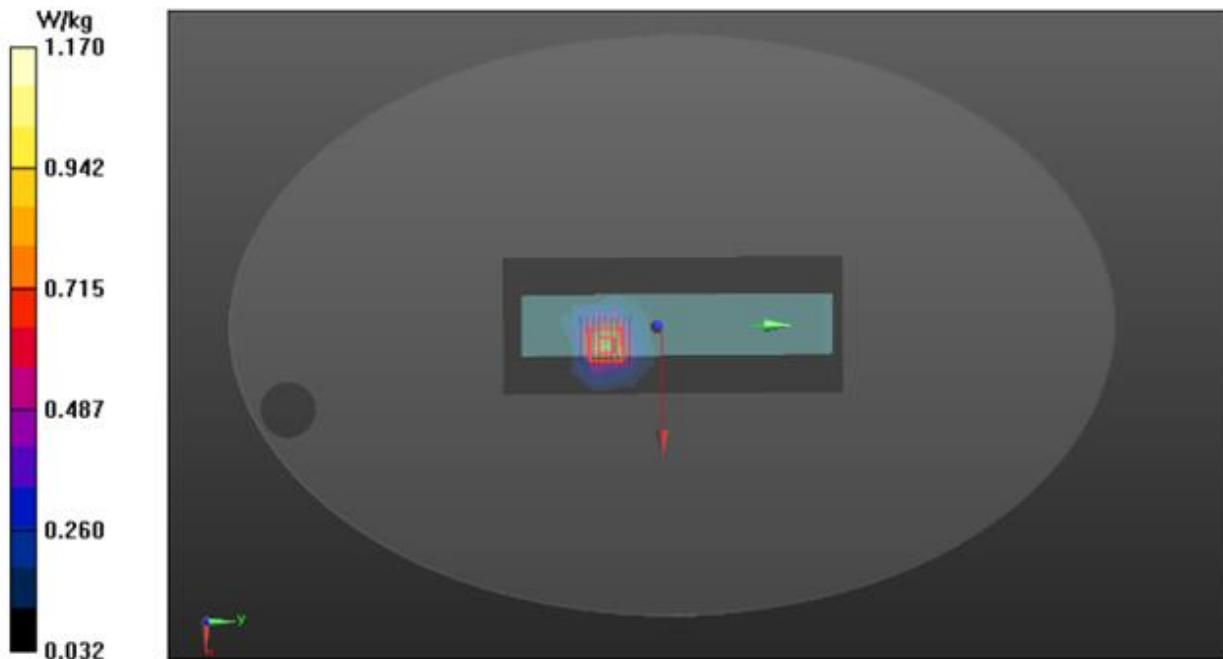
Communication System: Wi-Fi; Communication System Band: 802.11n20; Duty Cycle: 1:1
 Frequency: 5200 MHz; Medium parameters used: $f = 5250\text{MHz}$; $\sigma = 5.31\text{mho/m}$; $\epsilon_r = 35.63$; $\rho = 1000 \text{ kg/m}^3$;
 Phantom section: Flat Section
 Ambient temperature ($^{\circ}\text{C}$): 21.6, Liquid temperature ($^{\circ}\text{C}$): 21.4

DASY Configuration:

- Probe: EX3DV4 – SN3953; ConvF(5.53, 5.53, 5.53); Calibrated: Jul. 29,2020
- Sensor-Surface: 1.4mm (Mechanical Surface Detection), $z = 1.0, 31.0$
- Electronics: DAE4 SN1398; Calibrated: May 17,2021
- Phantom: SAM (20deg probe tilt) with CRP v5.0; Type: QD000P40CD;
- DASY52 52.8.7(1137); SEMCAD X 14.6.10(7164)

HAND/EDGE 1/Area Scan (7x16x1): Measurement grid: $dx=15\text{mm}$, $dy=15\text{mm}$
 Maximum value of SAR (measured) = 1.19 W/kg

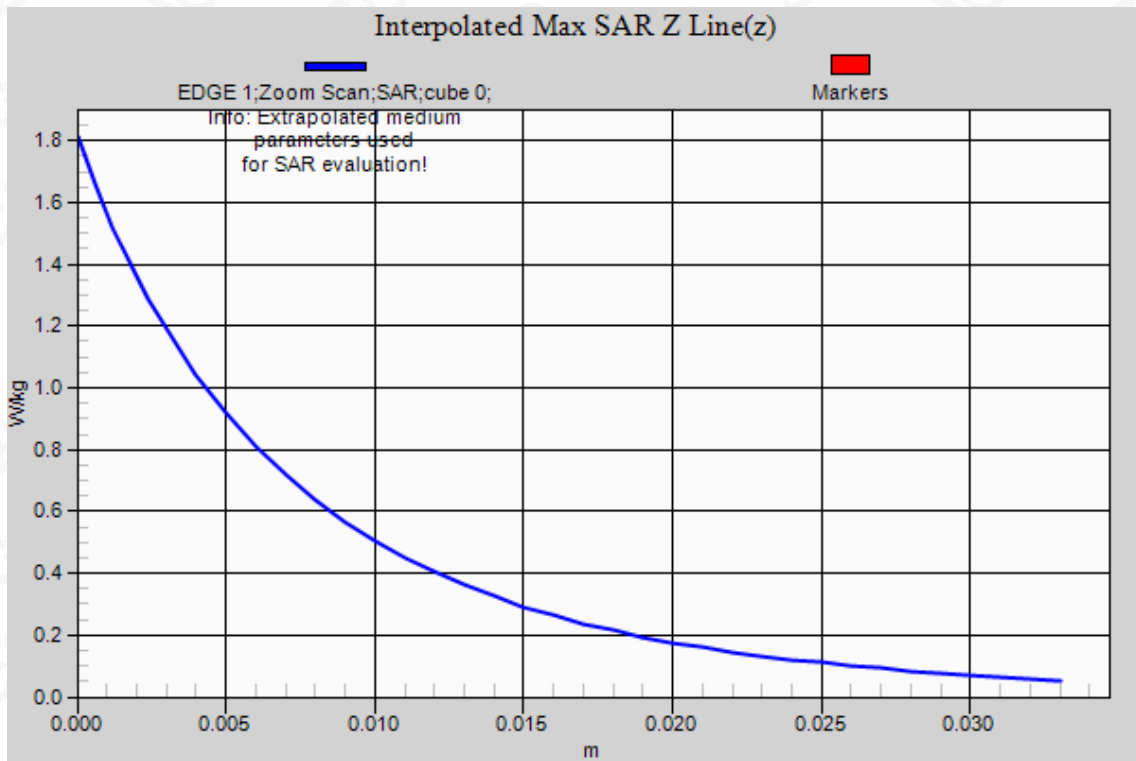
HAND/EDGE 1/Zoom Scan (9x9x16)/Cube 0: Measurement grid: $dx=4\text{mm}$, $dy=4\text{mm}$, $dz=2\text{mm}$
 Reference Value = 27.097 V/m; Power Drift = -0.05 dB
 Peak SAR (extrapolated) = 1.81 W/kg
SAR(1 g) = 0.992 W/kg; SAR(10 g) = 0.622 W/kg
 Maximum value of SAR (measured) = 1.17 W/kg



Any report having not been signed by authorized approver, or having been altered without authorization, or having not been stamped by the "Dedicated Testing/Inspection Stamp" is deemed to be invalid. Copying or excerpting portion of, or altering the content of the report is not permitted without the written authorization of AGC. The test results presented in the report apply only to the tested sample. Any objections to report issued by AGC should be submitted to AGC within 15days after the issuance of the test report. Further enquiry of validity or verification of the test report should be addressed to AGC by agc@agc-cert.com.

Attestation of Global Compliance(Shenzhen)Co., Ltd
 Attestation of Global Compliance(Shenzhen)Std & Tech Co., Ltd
 Tel: +86-755 2523 4088 E-mail: agc@agc-cert.com Web: <http://cn.agc-cert.com/>





Any report having not been signed by authorized approver, or having been altered without authorization, or having not been stamped by the "Dedicated Testing/Inspection Stamp" is deemed to be invalid. Copying or excerpting portion of, or altering the content of the report is not permitted without the written authorization of AGC. The test results presented in the report apply only to the tested sample. Any objections to report issued by AGC should be submitted to AGC within 15 days after the issuance of the test report. Further enquiry of validity or verification of the test report should be addressed to AGC by agc@agc-cert.com.

Attestation of Global Compliance(Shenzhen)Co., Ltd
 Attestation of Global Compliance(Shenzhen)Std & Tech Co., Ltd
 Tel: +86-755 2523 4088 E-mail: agc@agc-cert.com Web: http://cn.agc-cert.com/



5.2GHz WIFI -Ant.2

Test Laboratory: AGC Lab

Date: Jun. 05,2021

OFDM with data rate 6 -10MHz CH40-Hand - Edge 1 (Top)

DUT: PARROT SKYCONTROLLER USA; Type: MPPUA

Communication System: Wi-Fi; Communication System Band: OFDM with data rate 6; Duty Cycle: 1:1
Frequency: 5200 MHz; Medium parameters used: $f = 5250\text{MHz}$; $\sigma = 5.31\text{mho/m}$; $\epsilon_r = 35.63$; $\rho = 1000\text{ kg/m}^3$;
Phantom section: Flat Section
Ambient temperature ($^{\circ}\text{C}$): 21.6, Liquid temperature ($^{\circ}\text{C}$): 21.4

DASY Configuration:

- Probe: EX3DV4 – SN3953; ConvF(5.53, 5.53, 5.53); Calibrated: Jul. 29,2020
- Sensor-Surface: 1.4mm (Mechanical Surface Detection), $z = 1.0, 31.0$
- Electronics: DAE4 SN1398; Calibrated: May 17,2021
- Phantom: SAM (20deg probe tilt) with CRP v5.0; Type: QD000P40CD;
- DASY52 52.8.7(1137); SEMCAD X 14.6.10(7164)

HAND/EDGE 1/Area Scan (7x16x1): Measurement grid: $dx=15\text{mm}$, $dy=15\text{mm}$

Maximum value of SAR (measured) = 1.85 W/kg

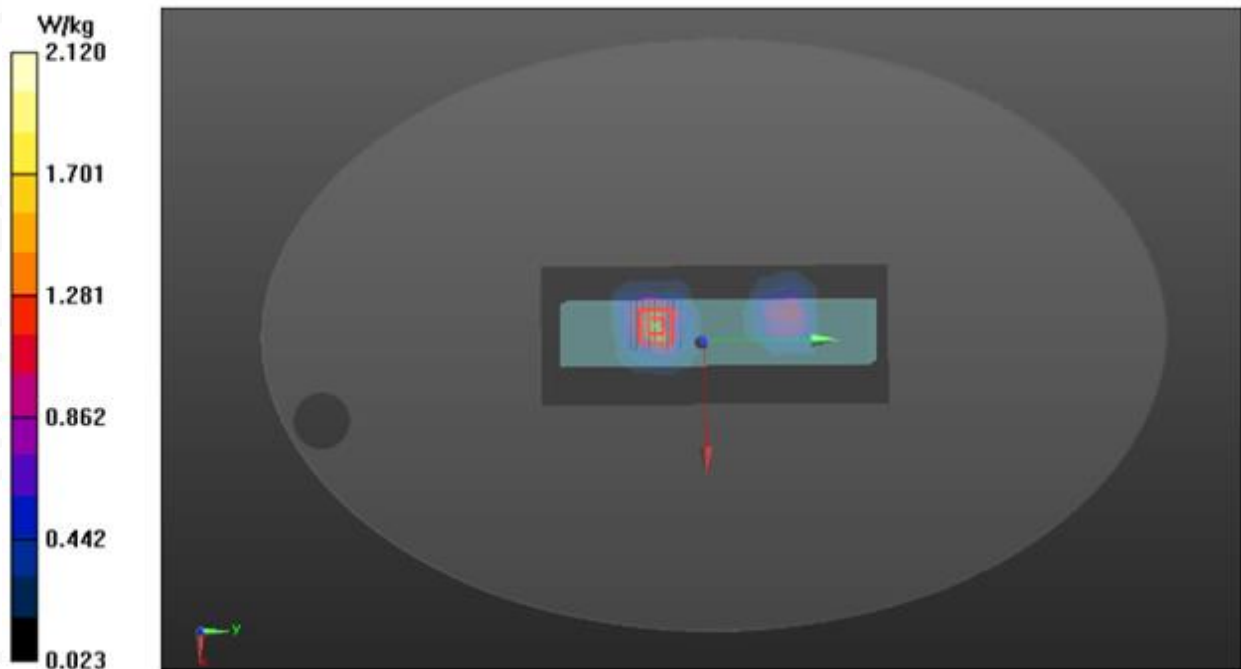
HAND/EDGE 1/Zoom Scan (9x9x16)/Cube 0: Measurement grid: $dx=4\text{mm}$, $dy=4\text{mm}$, $dz=2\text{mm}$

Reference Value = 18.106 V/m; Power Drift = 0.08 dB

Peak SAR (extrapolated) = 3.18 W/kg

SAR(1 g) = 1.6 W/kg; SAR(10 g) = 0.756 W/kg

Maximum value of SAR (measured) = 2.12 W/kg



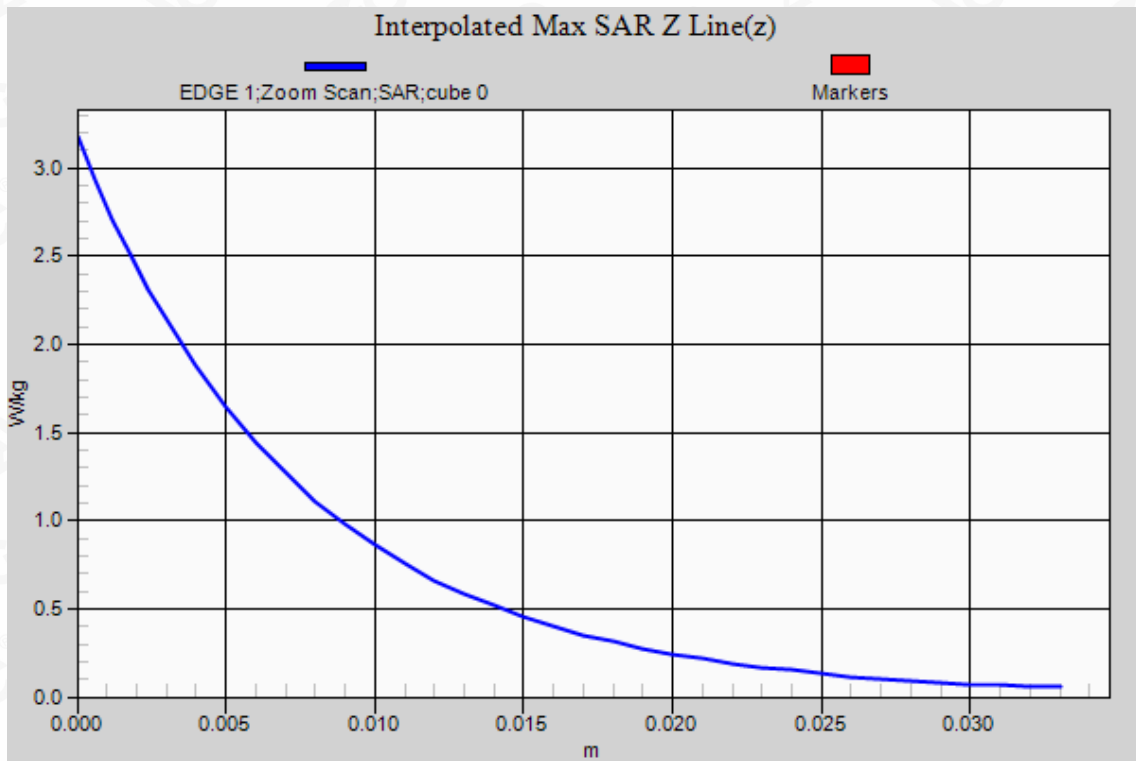
Any report having not been signed by authorized approver, or having been altered without authorization, or having not been stamped by the "Dedicated Testing/Inspection Stamp" is deemed to be invalid. Copying or excerpting portion of, or altering the content of the report is not permitted without the written authorization of AGC. The test results presented in the report apply only to the tested sample. Any objections to report issued by AGC should be submitted to AGC within 15days after the issuance of the test report. Further enquiry of validity or verification of the test report should be addressed to AGC by agc@agc-cert.com.

Attestation of Global Compliance(Shenzhen)Co., Ltd

Attestation of Global Compliance(Shenzhen)Std & Tech Co., Ltd

Tel: +86-755 2523 4088 E-mail: agc@agc-cert.com Web: <http://cn.agc-cert.com/>





Any report having not been signed by authorized approver, or having been altered without authorization, or having not been stamped by the "Dedicated Testing/Inspection Stamp" is deemed to be invalid. Copying or excerpting portion of, or altering the content of the report is not permitted without the written authorization of AGC. The test results presented in the report apply only to the tested sample. Any objections to report issued by AGC should be submitted to AGC within 15 days after the issuance of the test report. Further enquiry of validity or verification of the test report should be addressed to AGC by agc@agc-cert.com.

Attestation of Global Compliance(Shenzhen)Co., Ltd
 Attestation of Global Compliance(Shenzhen)Std & Tech Co., Ltd
 Tel: +86-755 2523 4088 E-mail: agc@agc-cert.com Web: http://cn.agc-cert.com/



Test Laboratory: AGC Lab
OFDM with data rate MCS0-10MHz CH40-Hand - Edge 1 (Top)
DUT: PARROT SKYCONTROLLER USA; Type: MPPUA

Date: Jun. 05,2021

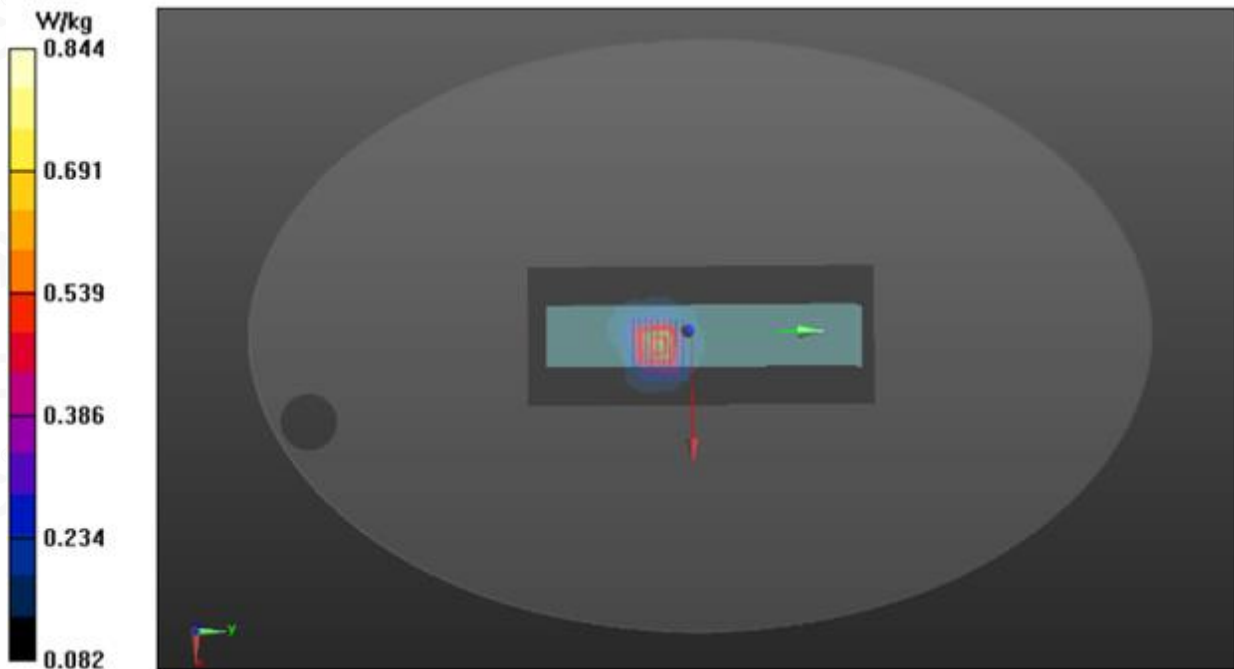
Communication System: Wi-Fi; Communication System Band: OFDM with data rate MCS0; Duty Cycle: 1:1
Frequency: 5200 MHz; Medium parameters used: $f = 5250\text{MHz}$; $\sigma = 5.31\text{mho/m}$; $\epsilon_r = 35.63$; $\rho = 1000 \text{ kg/m}^3$;
Phantom section: Flat Section
Ambient temperature ($^{\circ}\text{C}$): 21.6, Liquid temperature ($^{\circ}\text{C}$): 21.4

DASY Configuration:

- Probe: EX3DV4 – SN3953; ConvF(5.53, 5.53, 5.53); Calibrated: Jul. 29,2020
- Sensor-Surface: 1.4mm (Mechanical Surface Detection), z = 1.0, 31.0
- Electronics: DAE4 SN1398; Calibrated: May 17,2021
- Phantom: SAM (20deg probe tilt) with CRP v5.0; Type: QD000P40CD;
- DASY52 52.8.7(1137); SEMCAD X 14.6.10(7164)

HAND/EDGE 1/Area Scan (7x16x1): Measurement grid: dx=15mm, dy=15mm
Maximum value of SAR (measured) = 0.840 W/kg

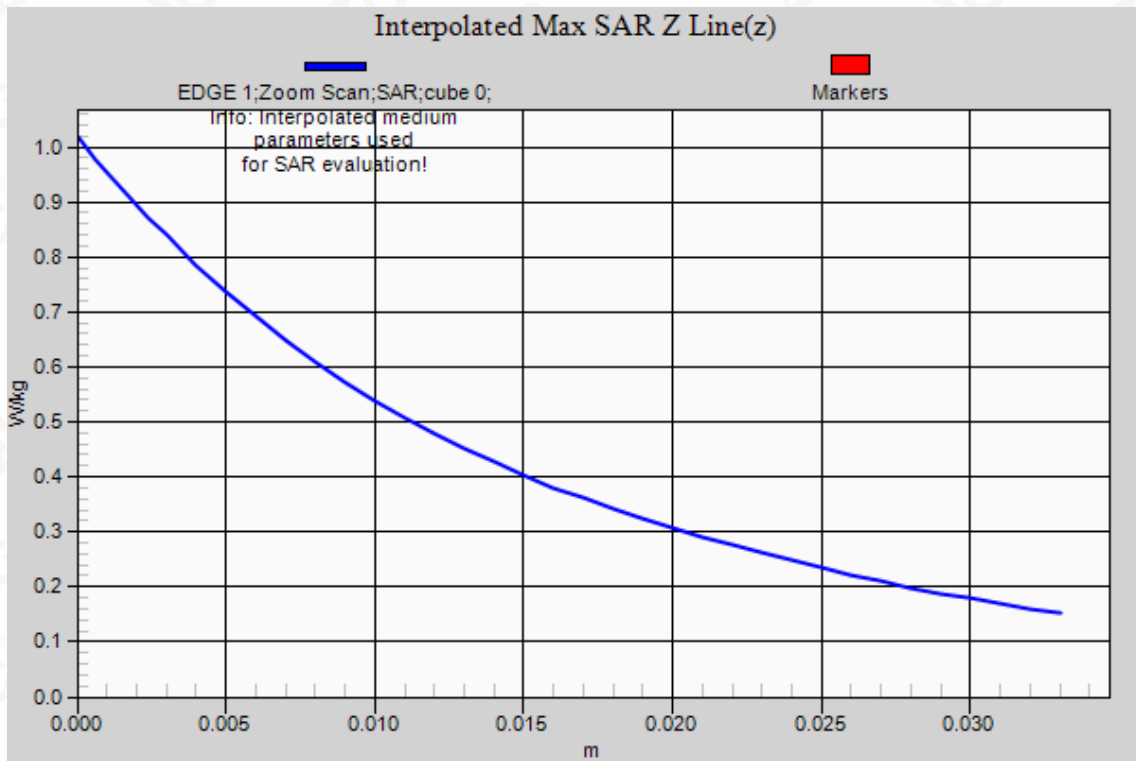
HAND/EDGE 1/Zoom Scan (9x9x16)/Cube 0: Measurement grid: dx=4mm, dy=4mm, dz=2mm
Reference Value = 4.456 V/m; Power Drift = -0.14 dB
Peak SAR (extrapolated) = 1.02 W/kg
SAR(1 g) = 0.758 W/kg; SAR(10 g) = 0.540 W/kg
Maximum value of SAR (measured) = 0.844 W/kg



Any report having not been signed by authorized approver, or having been altered without authorization, or having not been stamped by the "Dedicated Testing/Inspection Stamp" is deemed to be invalid. Copying or excerpting portion of, or altering the content of the report is not permitted without the written authorization of AGC. The test results presented in the report apply only to the tested sample. Any objections to report issued by AGC should be submitted to AGC within 15days after the issuance of the test report. Further enquiry of validity or verification of the test report should be addressed to AGC by agc@agc-cert.com.

Attestation of Global Compliance(Shenzhen)Co., Ltd
Attestation of Global Compliance(Shenzhen)Std & Tech Co., Ltd
Tel: +86-755 2523 4088 E-mail: agc@agc-cert.com Web: http://cn.agc-cert.com/





Any report having not been signed by authorized approver, or having been altered without authorization, or having not been stamped by the "Dedicated Testing/Inspection Stamp" is deemed to be invalid. Copying or excerpting portion of, or altering the content of the report is not permitted without the written authorization of AGC. The test results presented in the report apply only to the tested sample. Any objections to report issued by AGC should be submitted to AGC within 15days after the issuance of the test report. Further enquiry of validity or verification of the test report should be addressed to AGC by agc@agc-cert.com.

Attestation of Global Compliance(Shenzhen)Co., Ltd
 Attestation of Global Compliance(Shenzhen)Std & Tech Co., Ltd
 Tel: +86-755 2523 4088 E-mail: agc@agc-cert.com Web: http://cn.agc-cert.com/



Test Laboratory: AGC Lab
802.11a -20MHz CH40-Hand - Edge 1 (Top)
DUT: PARROT SKYCONTROLLER USA; Type: MPPUA

Date: Jun. 05,2021

Communication System: Wi-Fi; Communication System Band: 802.11a; Duty Cycle: 1:1
Frequency: 5200 MHz; Medium parameters used: $f = 5250\text{MHz}$; $\sigma = 5.31\text{mho/m}$; $\epsilon_r = 35.63$; $\rho = 1000\text{ kg/m}^3$;
Phantom section: Flat Section
Ambient temperature ($^{\circ}\text{C}$): 21.6, Liquid temperature ($^{\circ}\text{C}$): 21.4

DASY Configuration:

- Probe: EX3DV4 – SN3953; ConvF(5.53, 5.53, 5.53); Calibrated: Jul. 29,2020
- Sensor-Surface: 1.4mm (Mechanical Surface Detection), $z = 1.0, 31.0$
- Electronics: DAE4 SN1398; Calibrated: May 17,2021
- Phantom: SAM (20deg probe tilt) with CRP v5.0; Type: QD000P40CD;
- DASY52 52.8.7(1137); SEMCAD X 14.6.10(7164)

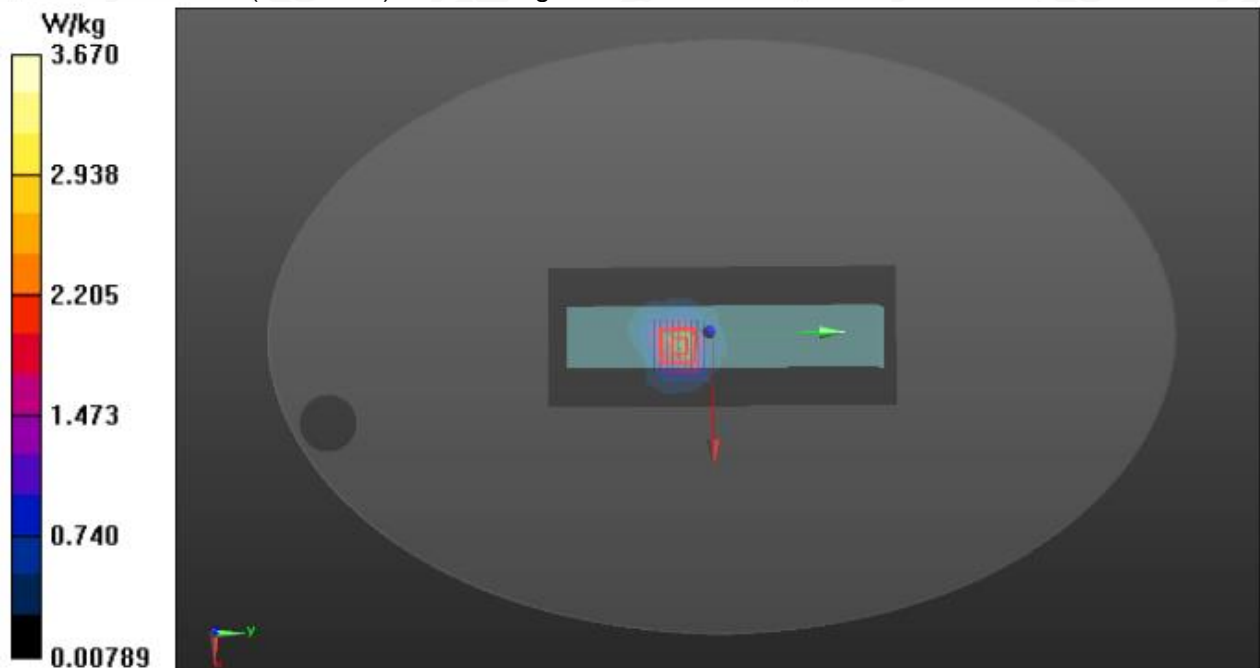
HAND/EDGE 1/Area Scan (7x16x1): Measurement grid: $dx=15\text{mm}$, $dy=15\text{mm}$
Maximum value of SAR (measured) = 2.81 W/kg

HAND/EDGE 1/Zoom Scan (9x9x16)/Cube 0: Measurement grid: $dx=4\text{mm}$, $dy=4\text{mm}$, $dz=2\text{mm}$
Reference Value = 6.246 V/m; Power Drift = -0.11 dB

Peak SAR (extrapolated) = 6.75 W/kg

SAR(1 g) = 2.04 W/kg; SAR(10 g) = 0.816 W/kg

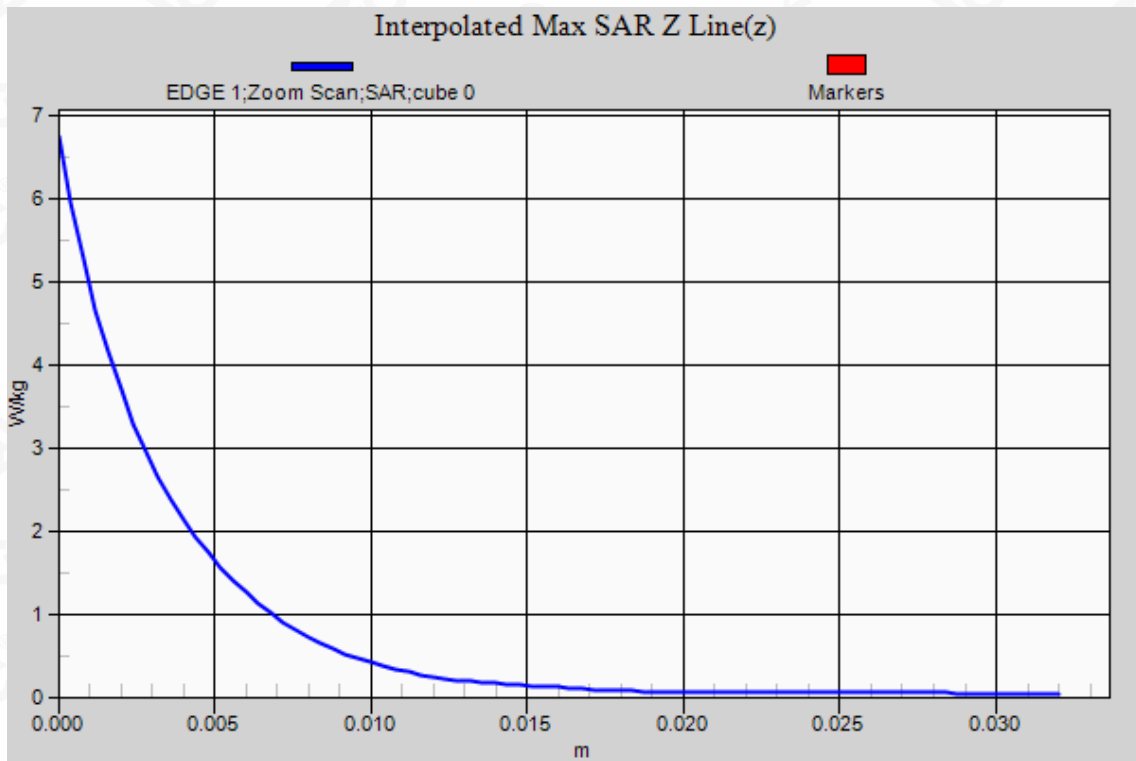
Maximum value of SAR (measured) = 3.67 W/kg



Any report having not been signed by authorized approver, or having been altered without authorization, or having not been stamped by the "Dedicated Testing/Inspection Stamp" is deemed to be invalid. Copying or excerpting portion of, or altering the content of the report is not permitted without the written authorization of AGC. The test results presented in the report apply only to the tested sample. Any objections to report issued by AGC should be submitted to AGC within 15days after the issuance of the test report. Further enquiry of validity or verification of the test report should be addressed to AGC by agc@agc-cert.com.

Attestation of Global Compliance(Shenzhen)Co., Ltd
Attestation of Global Compliance(Shenzhen)Std & Tech Co., Ltd
Tel: +86-755 2523 4088 E-mail: agc@agc-cert.com Web: <http://cn.agc-cert.com/>





Any report having not been signed by authorized approver, or having been altered without authorization, or having not been stamped by the "Dedicated Testing/Inspection Stamp" is deemed to be invalid. Copying or excerpting portion of, or altering the content of the report is not permitted without the written authorization of AGC. The test results presented in the report apply only to the tested sample. Any objections to report issued by AGC should be submitted to AGC within 15 days after the issuance of the test report. Further enquiry of validity or verification of the test report should be addressed to AGC by agc@agc-cert.com.

Attestation of Global Compliance(Shenzhen)Co., Ltd
Attestation of Global Compliance(Shenzhen)Std & Tech Co., Ltd
Tel: +86-755 2523 4088 E-mail: agc@agc-cert.com Web: http://cn.agc-cert.com/



Test Laboratory: AGC Lab
802.11n20 -20MHz CH40-Hand - Edge 1 (Top)
DUT: PARROT SKYCONTROLLER USA; Type: MPPUA

Date: Jun. 05,2021

Communication System: Wi-Fi; Communication System Band: 802.11n20; Duty Cycle: 1:1
 Frequency: 5200 MHz; Medium parameters used: $f = 5250\text{MHz}$; $\sigma = 5.31\text{mho/m}$; $\epsilon_r = 35.63$; $\rho = 1000 \text{ kg/m}^3$;
 Phantom section: Flat Section
 Ambient temperature ($^{\circ}\text{C}$): 21.6, Liquid temperature ($^{\circ}\text{C}$): 21.4

DASY Configuration:

- Probe: EX3DV4 – SN3953; ConvF(5.53, 5.53, 5.53); Calibrated: Jul. 29,2020
- Sensor-Surface: 1.4mm (Mechanical Surface Detection), $z = 1.0, 31.0$
- Electronics: DAE4 SN1398; Calibrated: May 17,2021
- Phantom: SAM (20deg probe tilt) with CRP v5.0; Type: QD000P40CD;
- DASY52 52.8.7(1137); SEMCAD X 14.6.10(7164)

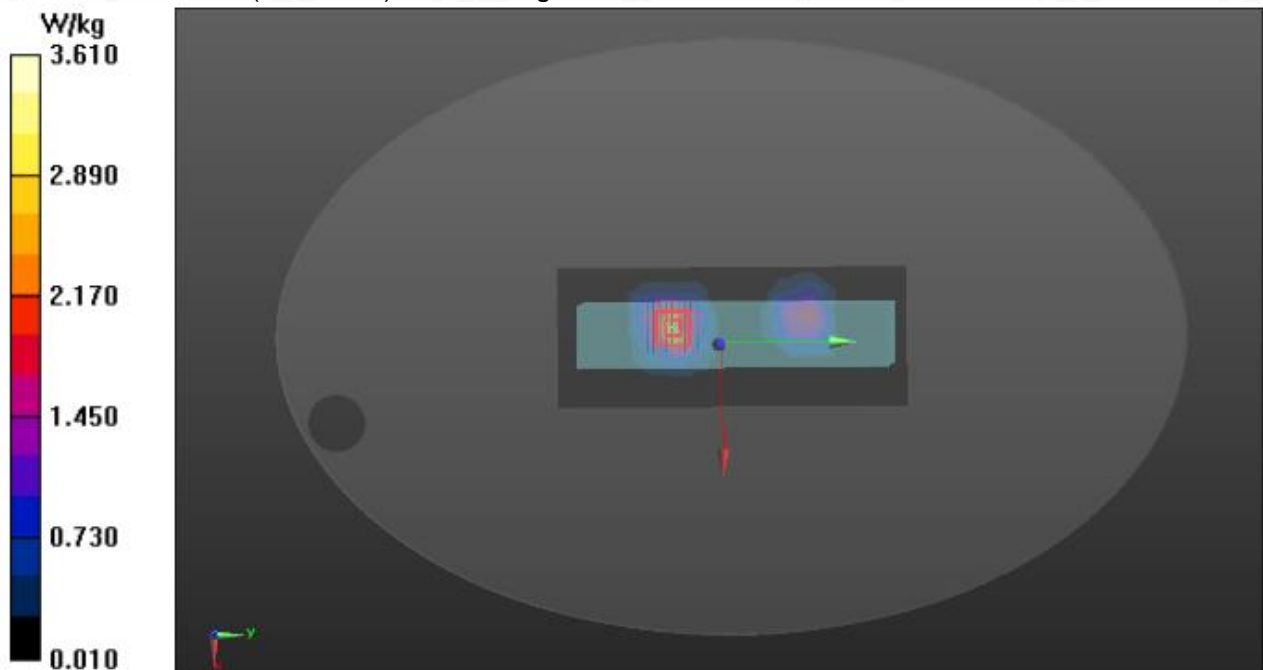
HAND/EDGE 1/Area Scan (7x16x1): Measurement grid: $dx=15\text{mm}$, $dy=15\text{mm}$
 Maximum value of SAR (measured) = 3.05 W/kg

HAND/EDGE 1/Zoom Scan (9x9x16)/Cube 0: Measurement grid: $dx=4\text{mm}$, $dy=4\text{mm}$, $dz=2\text{mm}$
 Reference Value = 5.079 V/m; Power Drift = 0.07 dB

Peak SAR (extrapolated) = 6.62 W/kg

SAR(1 g) = 2.01 W/kg; SAR(10 g) = 0.802 W/kg

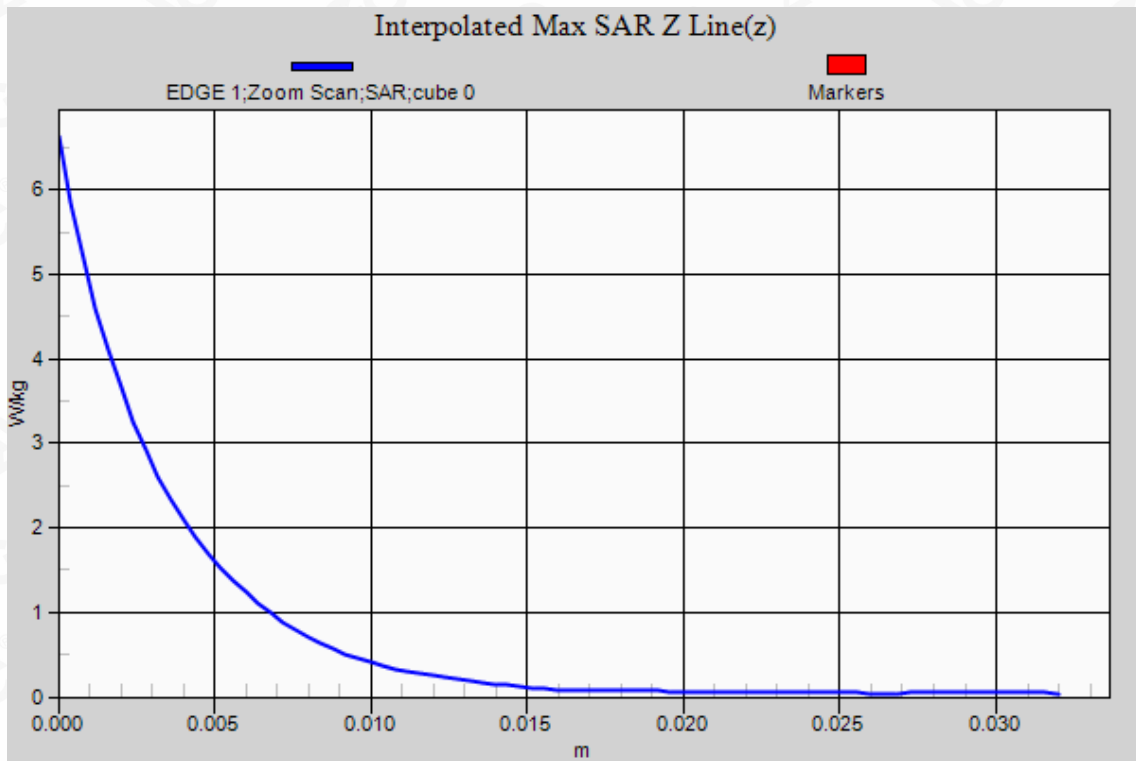
Maximum value of SAR (measured) = 3.61 W/kg



Any report having not been signed by authorized approver, or having been altered without authorization, or having not been stamped by the "Dedicated Testing/Inspection Stamp" is deemed to be invalid. Copying or excerpting portion of, or altering the content of the report is not permitted without the written authorization of AGC. The test results presented in the report apply only to the tested sample. Any objections to report issued by AGC should be submitted to AGC within 15days after the issuance of the test report. Further enquiry of validity or verification of the test report should be addressed to AGC by agc@agc-cert.com.

Attestation of Global Compliance(Shenzhen)Co., Ltd
 Attestation of Global Compliance(Shenzhen)Std & Tech Co., Ltd
 Tel: +86-755 2523 4088 E-mail: agc@agc-cert.com Web: <http://cn.agc-cert.com/>





Any report having not been signed by authorized approver, or having been altered without authorization, or having not been stamped by the "Dedicated Testing/Inspection Stamp" is deemed to be invalid. Copying or excerpting portion of, or altering the content of the report is not permitted without the written authorization of AGC. The test results presented in the report apply only to the tested sample. Any objections to report issued by AGC should be submitted to AGC within 15 days after the issuance of the test report. Further enquiry of validity or verification of the test report should be addressed to AGC by agc@agc-cert.com.

Attestation of Global Compliance(Shenzhen)Co., Ltd
Attestation of Global Compliance(Shenzhen)Std & Tech Co., Ltd
Tel: +86-755 2523 4088 E-mail: agc@agc-cert.com Web: http://cn.agc-cert.com/



5.8GHz WIFI -Ant.1

Test Laboratory: AGC Lab

Date: Jun. 07,2021

OFDM with data rate MCS0-10MHz CH157- Hand - Edge 1 (Top)

DUT: PARROT SKYCONTROLLER USA; Type: MPPUA

Communication System: Wi-Fi; Communication System Band: OFDM with data rate MCS0; Duty Cycle: 1:1
Frequency: 5785 MHz; Medium parameters used: $f = 5750$ MHz; $\sigma = 5.43$ mho/m; $\epsilon_r = 35.34$; $\rho = 1000$ kg/m³ ;
Phantom section: Flat Section
Ambient temperature (°C): 21.5, Liquid temperature (°C): 21.2

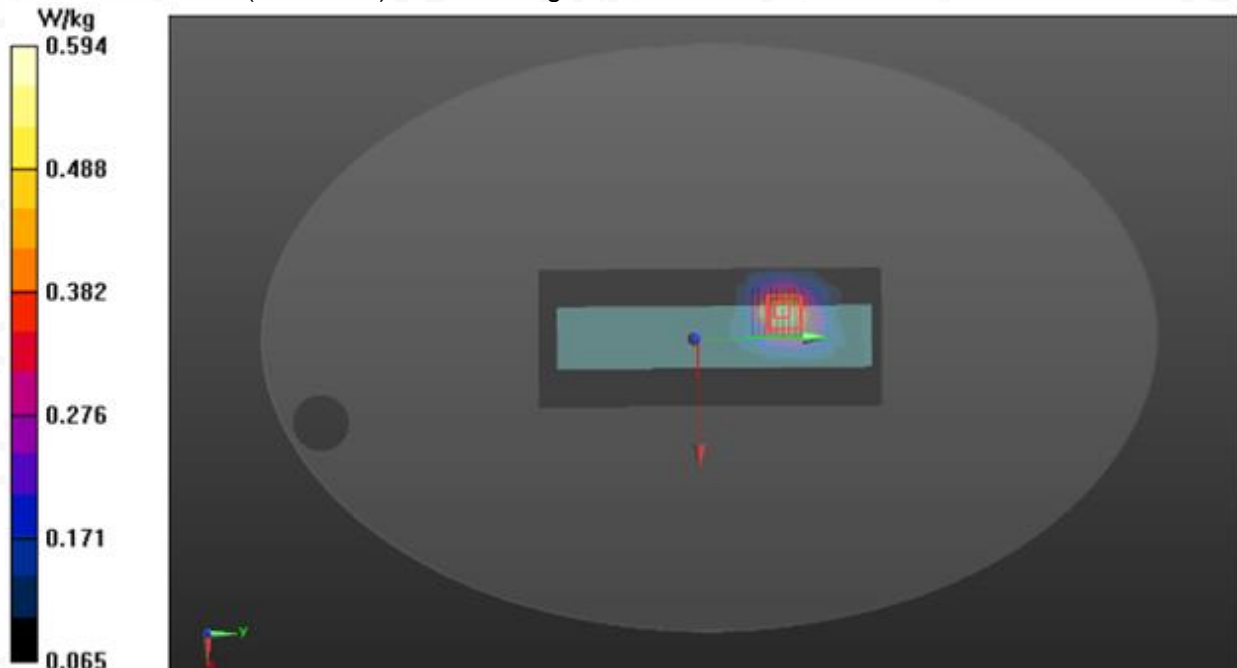
DASY Configuration:

- Probe: EX3DV4 – SN3953; ConvF(4.99, 4.99, 4.99); Calibrated: Jul. 29,2020
- Sensor-Surface: 1.4mm (Mechanical Surface Detection), z = 1.0, 31.0
- Electronics: DAE4 SN1398; Calibrated: May 17,2021
- Phantom: SAM (20deg probe tilt) with CRP v5.0; Type: QD000P40CD;
- DASY52 52.8.7(1137); SEMCAD X 14.6.10(7164)

HAND/EDGE 1/Area Scan (7x16x1): Measurement grid: dx=15mm, dy=15mm
Maximum value of SAR (measured) = 0.573 W/kg

HAND/EDGE 1/Zoom Scan (9x9x16)/Cube 0: Measurement grid: dx=4mm, dy=4mm, dz=2mm
Reference Value = 9.981 V/m; Power Drift = -0.11 dB
Peak SAR (extrapolated) = 0.728 W/kg

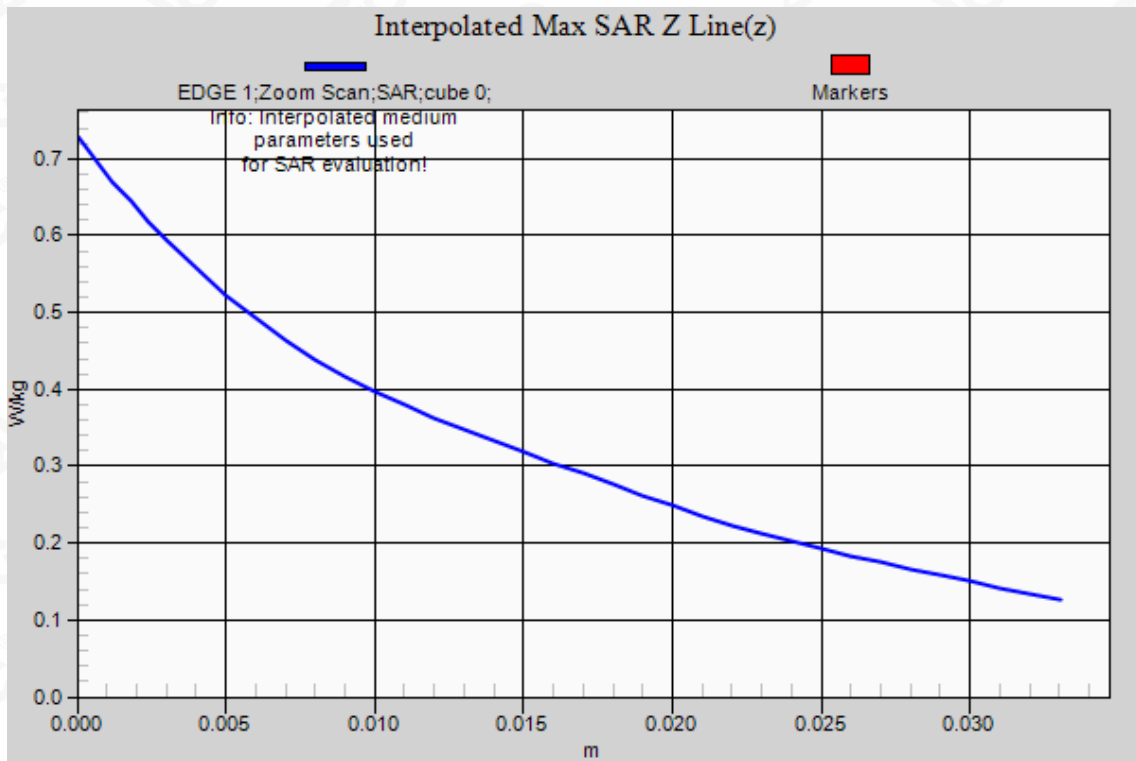
SAR(1 g) = 0.537 W/kg; SAR(10 g) = 0.400 W/kg
Maximum value of SAR (measured) = 0.594 W/kg



Any report having not been signed by authorized approver, or having been altered without authorization, or having not been stamped by the "Dedicated Testing/Inspection Stamp" is deemed to be invalid. Copying or excerpting portion of, or altering the content of the report is not permitted without the written authorization of AGC. The test results presented in the report apply only to the tested sample. Any objections to report issued by AGC should be submitted to AGC within 15days after the issuance of the test report. Further enquiry of validity or verification of the test report should be addressed to AGC by agc@agc-cert.com.

Attestation of Global Compliance(Shenzhen)Co., Ltd
Attestation of Global Compliance(Shenzhen)Std & Tech Co., Ltd
Tel: +86-755 2523 4088 E-mail: agc@agc-cert.com Web: http://cn.agc-cert.com/





Any report having not been signed by authorized approver, or having been altered without authorization, or having not been stamped by the "Dedicated Testing/Inspection Stamp" is deemed to be invalid. Copying or excerpting portion of, or altering the content of the report is not permitted without the written authorization of AGC. The test results presented in the report apply only to the tested sample. Any objections to report issued by AGC should be submitted to AGC within 15 days after the issuance of the test report. Further enquiry of validity or verification of the test report should be addressed to AGC by agc@agc-cert.com.



Test Laboratory: AGC Lab
802.11a-20MHz CH157- Hand - Edge 1 (Top)
DUT: PARROT SKYCONTROLLER USA; Type: MPPUA

Date: Jun. 07,2021

Communication System: Wi-Fi; Communication System Band: 802.11a; Duty Cycle: 1:1
 Frequency: 5785 MHz; Medium parameters used: $f = 5750$ MHz; $\sigma = 5.43$ mho/m; $\epsilon_r = 35.34$; $\rho = 1000$ kg/m³ ;
 Phantom section: Flat Section
 Ambient temperature (°C): 21.5, Liquid temperature (°C): 21.2

DASY Configuration:

- Probe: EX3DV4 – SN3953; ConvF(4.99, 4.99, 4.99); Calibrated: Jul. 29,2020
- Sensor-Surface: 1.4mm (Mechanical Surface Detection), z = 1.0, 31.0
- Electronics: DAE4 SN1398; Calibrated: May 17,2021
- Phantom: SAM (20deg probe tilt) with CRP v5.0; Type: QD000P40CD;
- DASY52 52.8.7(1137); SEMCAD X 14.6.10(7164)

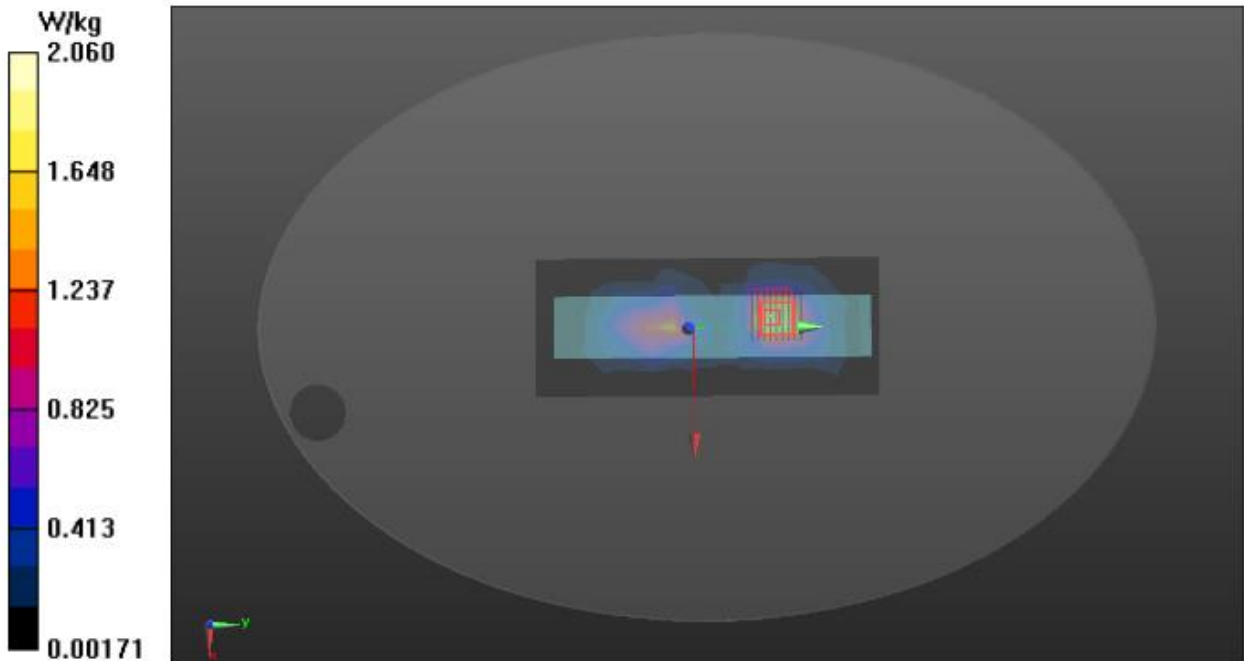
HAND/EDGE 1/Area Scan (7x16x1): Measurement grid: dx=15mm, dy=15mm
 Maximum value of SAR (measured) = 1.89 W/kg

HAND/EDGE 1/Zoom Scan (9x9x16)/Cube 0: Measurement grid: dx=4mm, dy=4mm, dz=2mm
 Reference Value = 6.940 V/m; Power Drift = -0.05 dB

Peak SAR (extrapolated) = 4.06 W/kg

SAR(1 g) = 1.17 W/kg; SAR(10 g) = 0.550 W/kg

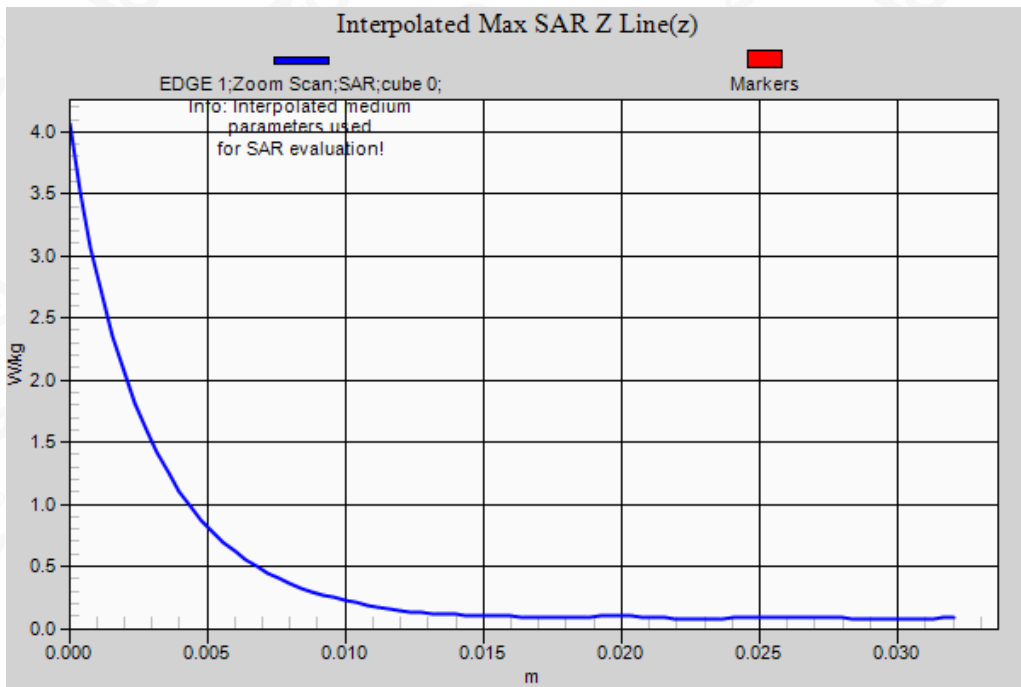
Maximum value of SAR (measured) = 2.06 W/kg



Any report having not been signed by authorized approver, or having been altered without authorization, or having not been stamped by the "Dedicated Testing/Inspection Stamp" is deemed to be invalid. Copying or excerpting portion of, or altering the content of the report is not permitted without the written authorization of AGC. The test results presented in the report apply only to the tested sample. Any objections to report issued by AGC should be submitted to AGC within 15days after the issuance of the test report. Further enquiry of validity or verification of the test report should be addressed to AGC by agc@agc-cert.com.

Attestation of Global Compliance(Shenzhen)Co., Ltd
 Attestation of Global Compliance(Shenzhen)Std & Tech Co., Ltd
 Tel: +86-755 2523 4088 E-mail: agc@agc-cert.com Web: http://cn.agc-cert.com/





Any report having not been signed by authorized approver, or having been altered without authorization, or having not been stamped by the "Dedicated Testing/Inspection Stamp" is deemed to be invalid. Copying or excerpting portion of, or altering the content of the report is not permitted without the written authorization of AGC. The test results presented in the report apply only to the tested sample. Any objections to report issued by AGC should be submitted to AGC within 15 days after the issuance of the test report. Further enquiry of validity or verification of the test report should be addressed to AGC by agc@agc-cert.com.

Attestation of Global Compliance(Shenzhen)Co., Ltd
 Attestation of Global Compliance(Shenzhen)Std & Tech Co., Ltd
 Tel: +86-755 2523 4088 E-mail: agc@agc-cert.com Web: http://cn.agc-cert.com/



Test Laboratory: AGC Lab
802.11n20-20MHz CH157- Hand - Edge 1 (Top)
DUT: PARROT SKYCONTROLLER USA; Type: MPPUA

Date: Jun. 07,2021

Communication System: Wi-Fi; Communication System Band: 802.11n20; Duty Cycle: 1:1
 Frequency: 5785 MHz; Medium parameters used: $f = 5750$ MHz; $\sigma = 5.43$ mho/m; $\epsilon_r = 35.34$; $\rho = 1000$ kg/m³ ;
 Phantom section: Flat Section
 Ambient temperature (°C): 21.5, Liquid temperature (°C): 21.2

DASY Configuration:

- Probe: EX3DV4 – SN3953; ConvF(4.99, 4.99, 4.99); Calibrated: Jul. 29,2020
- Sensor-Surface: 1.4mm (Mechanical Surface Detection), z = 1.0, 31.0
- Electronics: DAE4 SN1398; Calibrated: May 17,2021
- Phantom: SAM (20deg probe tilt) with CRP v5.0; Type: QD000P40CD;
- DASY52 52.8.7(1137); SEMCAD X 14.6.10(7164)

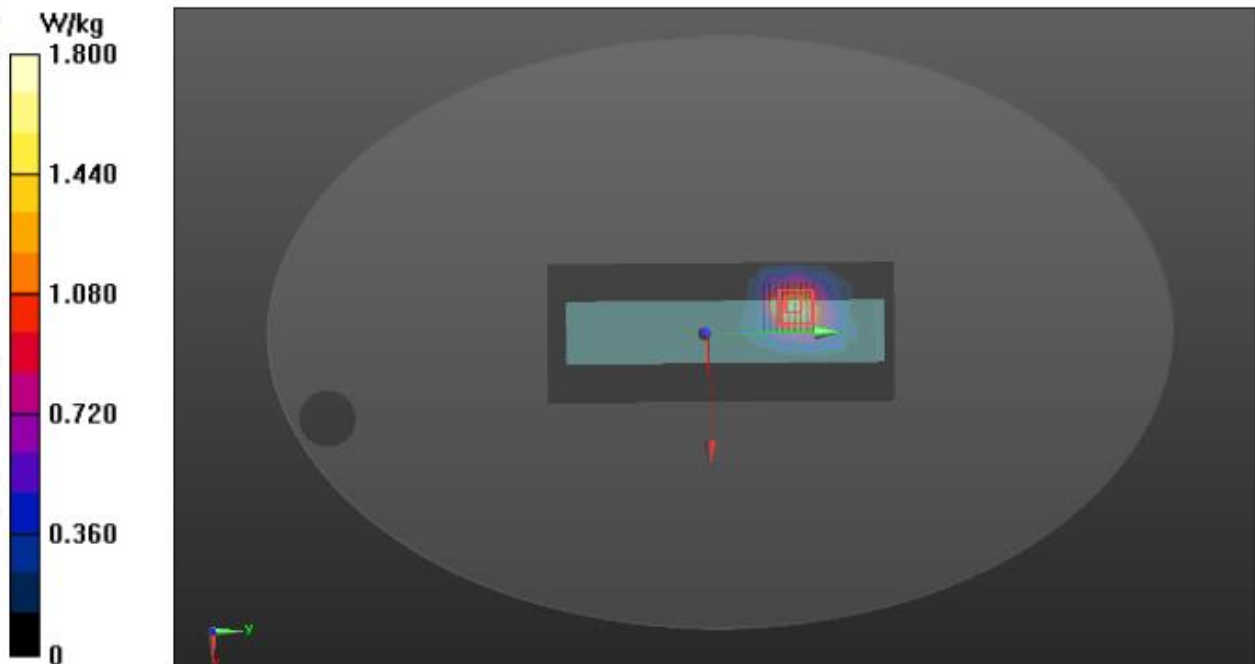
HAND/EDGE 1/Area Scan (7x16x1): Measurement grid: dx=15mm, dy=15mm
 Maximum value of SAR (measured) = 1.73 W/kg

HAND/EDGE 1/Zoom Scan (9x9x16)/Cube 0: Measurement grid: dx=4mm, dy=4mm, dz=2mm
 Reference Value = 2.097 V/m; Power Drift = -0.18 dB

Peak SAR (extrapolated) = 3.59 W/kg

SAR(1 g) = 0.994 W/kg; SAR(10 g) = 0.428 W/kg

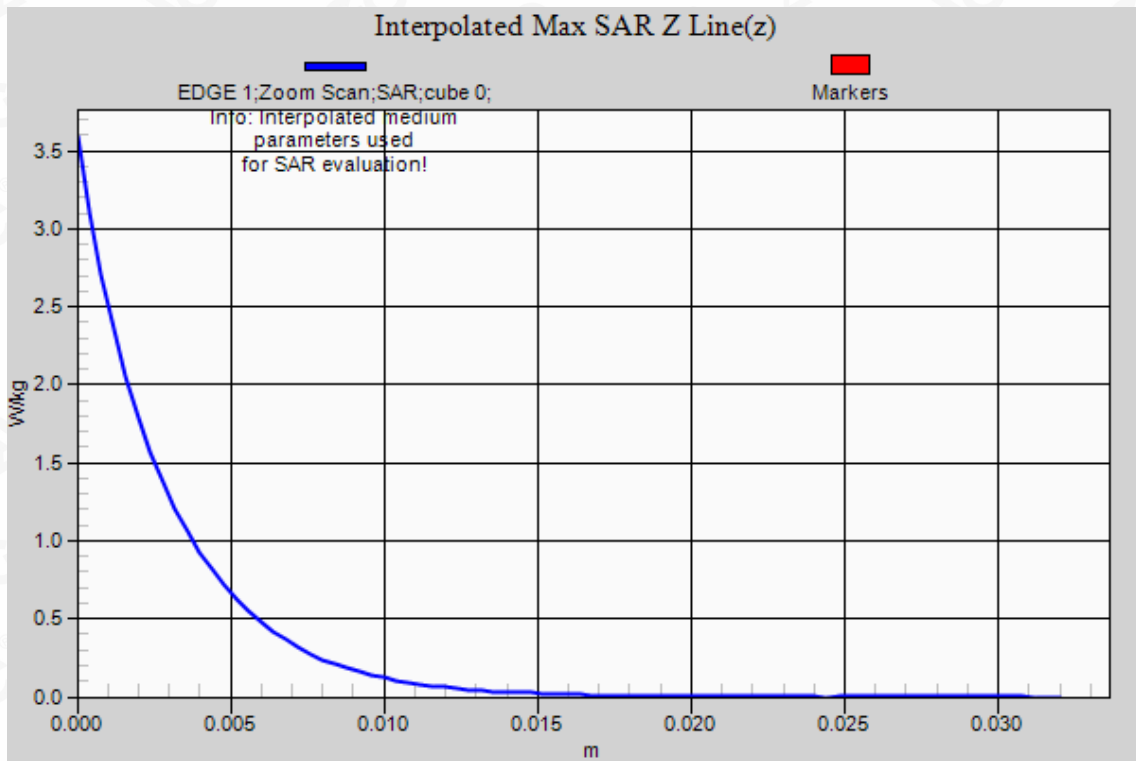
Maximum value of SAR (measured) = 1.80 W/kg



Any report having not been signed by authorized approver, or having been altered without authorization, or having not been stamped by the "Dedicated Testing/Inspection Stamp" is deemed to be invalid. Copying or excerpting portion of, or altering the content of the report is not permitted without the written authorization of AGC. The test results presented in the report apply only to the tested sample. Any objections to report issued by AGC should be submitted to AGC within 15days after the issuance of the test report. Further enquiry of validity or verification of the test report should be addressed to AGC by agc@agc-cert.com.

Attestation of Global Compliance(Shenzhen)Co., Ltd
 Attestation of Global Compliance(Shenzhen)Std & Tech Co., Ltd
 Tel: +86-755 2523 4088 E-mail: agc@agc-cert.com Web: http://cn.agc-cert.com/





Any report having not been signed by authorized approver, or having been altered without authorization, or having not been stamped by the "Dedicated Testing/Inspection Stamp" is deemed to be invalid. Copying or excerpting portion of, or altering the content of the report is not permitted without the written authorization of AGC. The test results presented in the report apply only to the tested sample. Any objections to report issued by AGC should be submitted to AGC within 15 days after the issuance of the test report. Further enquiry of validity or verification of the test report should be addressed to AGC by agc@agc-cert.com.



5.8GHz WIFI -Ant.2

Test Laboratory: AGC Lab

Date: Jun. 07,2021

OFDM with data rate 6-10MHz CH157- Hand - Edge 1 (Top)

DUT: PARROT SKYCONTROLLER USA; Type: MPPUA

Communication System: Wi-Fi; Communication System Band: OFDM with data rate 6; Duty Cycle: 1:1
Frequency: 5785 MHz; Medium parameters used: $f = 5750$ MHz; $\sigma = 5.43$ mho/m; $\epsilon_r = 35.34$; $\rho = 1000$ kg/m³ ;
Phantom section: Flat Section
Ambient temperature (°C): 21.5, Liquid temperature (°C): 21.2

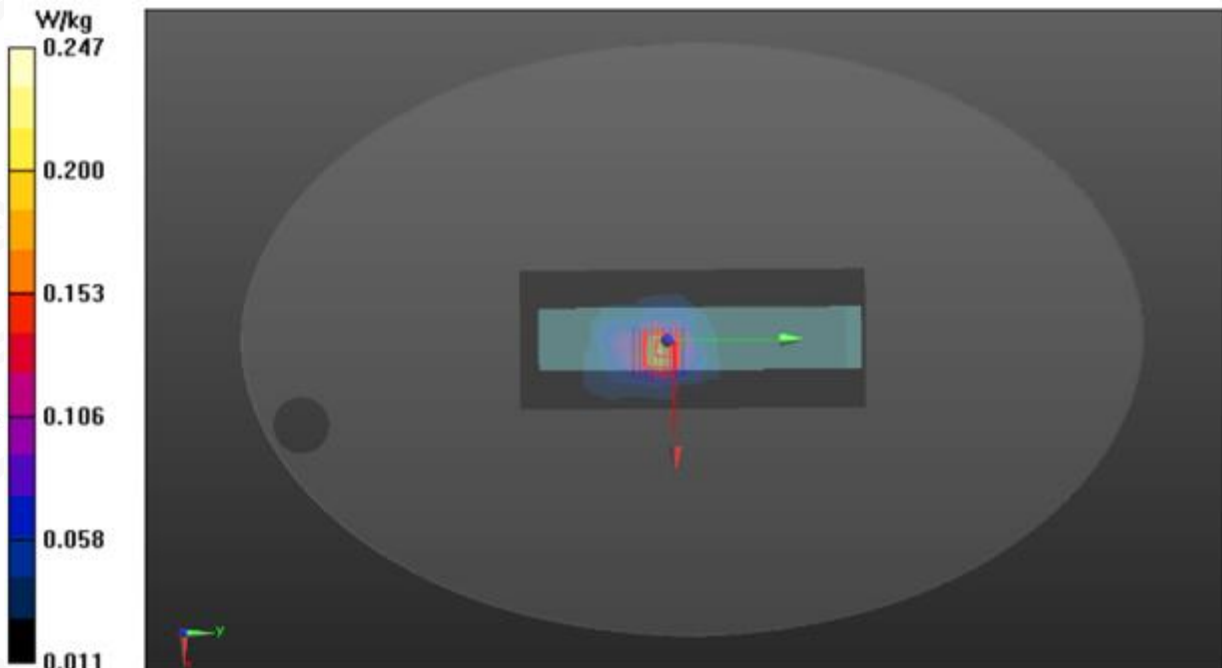
DASY Configuration:

- Probe: EX3DV4 – SN3953; ConvF(4.99, 4.99, 4.99); Calibrated: Jul. 29,2020
- Sensor-Surface: 1.4mm (Mechanical Surface Detection), z = 1.0, 31.0
- Electronics: DAE4 SN1398; Calibrated: May 17,2021
- Phantom: SAM (20deg probe tilt) with CRP v5.0; Type: QD000P40CD;
- DASY52 52.8.7(1137); SEMCAD X 14.6.10(7164)

HAND/EDGE 1/Area Scan (7x16x1): Measurement grid: dx=15mm, dy=15mm
Maximum value of SAR (measured) = 0.233 W/kg

HAND/EDGE 1/Zoom Scan (9x9x16)/Cube 0: Measurement grid: dx=4mm, dy=4mm, dz=2mm
Reference Value = 5.792 V/m; Power Drift = 0.14 dB
Peak SAR (extrapolated) = 0.315 W/kg

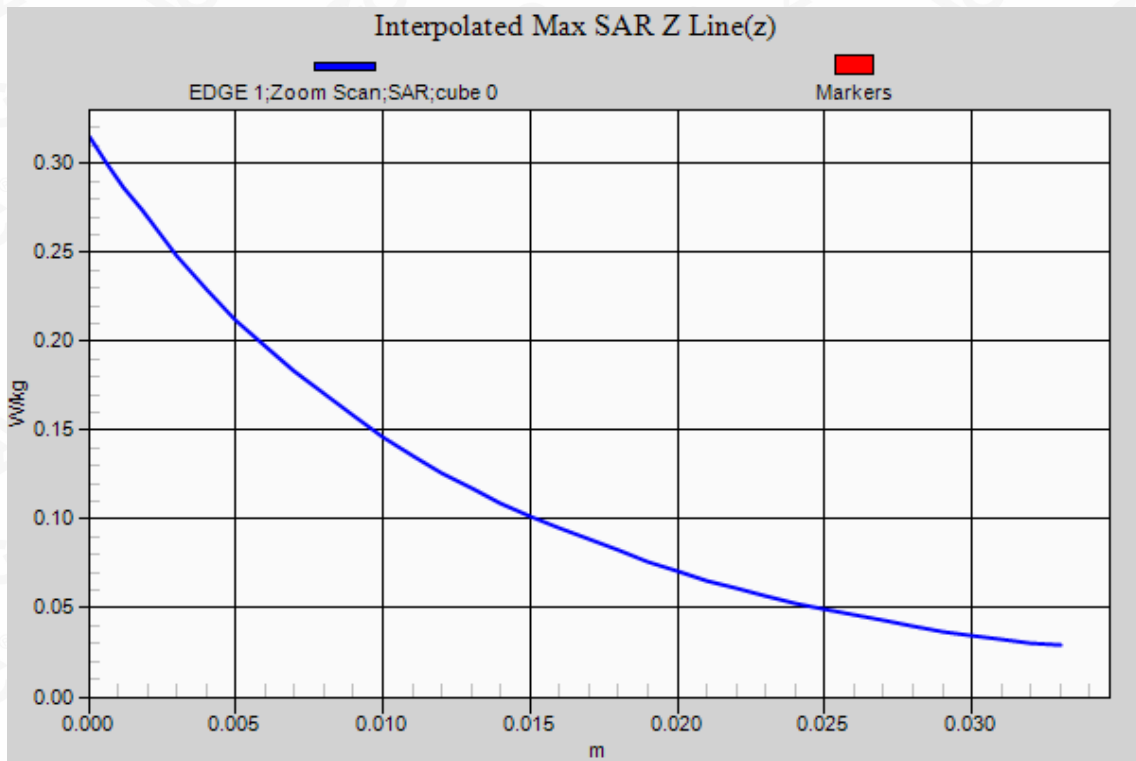
SAR(1 g) = 0.213 W/kg; SAR(10 g) = 0.139 W/kg
Maximum value of SAR (measured) = 0.247 W/kg



Any report having not been signed by authorized approver, or having been altered without authorization, or having not been stamped by the "Dedicated Testing/Inspection Stamp" is deemed to be invalid. Copying or excerpting portion of, or altering the content of the report is not permitted without the written authorization of AGC. The test results presented in the report apply only to the tested sample. Any objections to report issued by AGC should be submitted to AGC within 15days after the issuance of the test report. Further enquiry of validity or verification of the test report should be addressed to AGC by agc@agc-cert.com.

Attestation of Global Compliance(Shenzhen)Co., Ltd
Attestation of Global Compliance(Shenzhen)Std & Tech Co., Ltd
Tel: +86-755 2523 4088 E-mail: agc@agc-cert.com Web: http://cn.agc-cert.com/





Any report having not been signed by authorized approver, or having been altered without authorization, or having not been stamped by the "Dedicated Testing/Inspection Stamp" is deemed to be invalid. Copying or excerpting portion of, or altering the content of the report is not permitted without the written authorization of AGC. The test results presented in the report apply only to the tested sample. Any objections to report issued by AGC should be submitted to AGC within 15 days after the issuance of the test report. Further enquiry of validity or verification of the test report should be addressed to AGC by agc@agc-cert.com.

Attestation of Global Compliance(Shenzhen)Co., Ltd
 Attestation of Global Compliance(Shenzhen)Std & Tech Co., Ltd
 Tel: +86-755 2523 4088 E-mail: agc@agc-cert.com Web: http://cn.agc-cert.com/



Test Laboratory: AGC Lab
OFDM with data rate MCS0-10MHz CH157- Hand - Edge 1 (Top)
DUT: PARROT SKYCONTROLLER USA; Type: MPPUA

Date: Jun. 07,2021

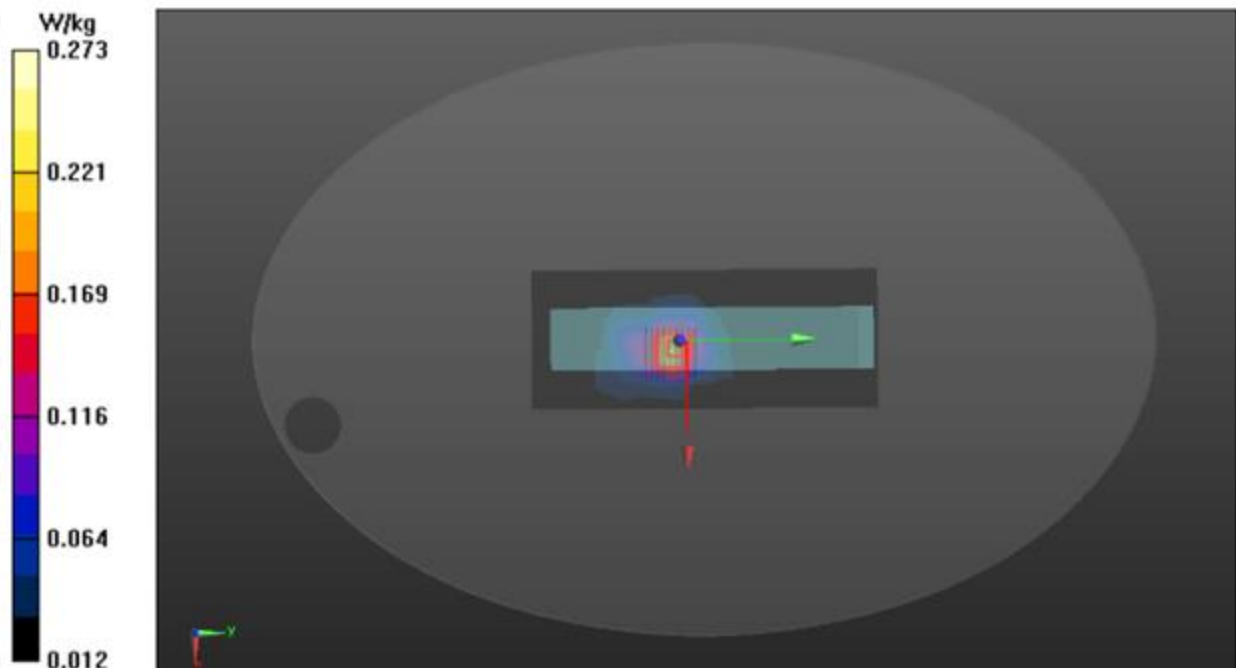
Communication System: Wi-Fi; Communication System Band: OFDM with data rate MCS0; Duty Cycle: 1:1
 Frequency: 5785 MHz; Medium parameters used: $f = 5750$ MHz; $\sigma = 5.43$ mho/m; $\epsilon_r = 35.34$; $\rho = 1000$ kg/m³ ;
 Phantom section: Flat Section
 Ambient temperature (°C): 21.5, Liquid temperature (°C): 21.2

DASY Configuration:

- Probe: EX3DV4 – SN3953; ConvF(4.99, 4.99, 4.99); Calibrated: Jul. 29,2020
- Sensor-Surface: 1.4mm (Mechanical Surface Detection), z = 1.0, 31.0
- Electronics: DAE4 SN1398; Calibrated: May 17,2021
- Phantom: SAM (20deg probe tilt) with CRP v5.0; Type: QD000P40CD;
- DASY52 52.8.7(1137); SEMCAD X 14.6.10(7164)

HAND/EDGE 1/Area Scan (7x16x1): Measurement grid: dx=15mm, dy=15mm
 Maximum value of SAR (measured) = 0.237 W/kg

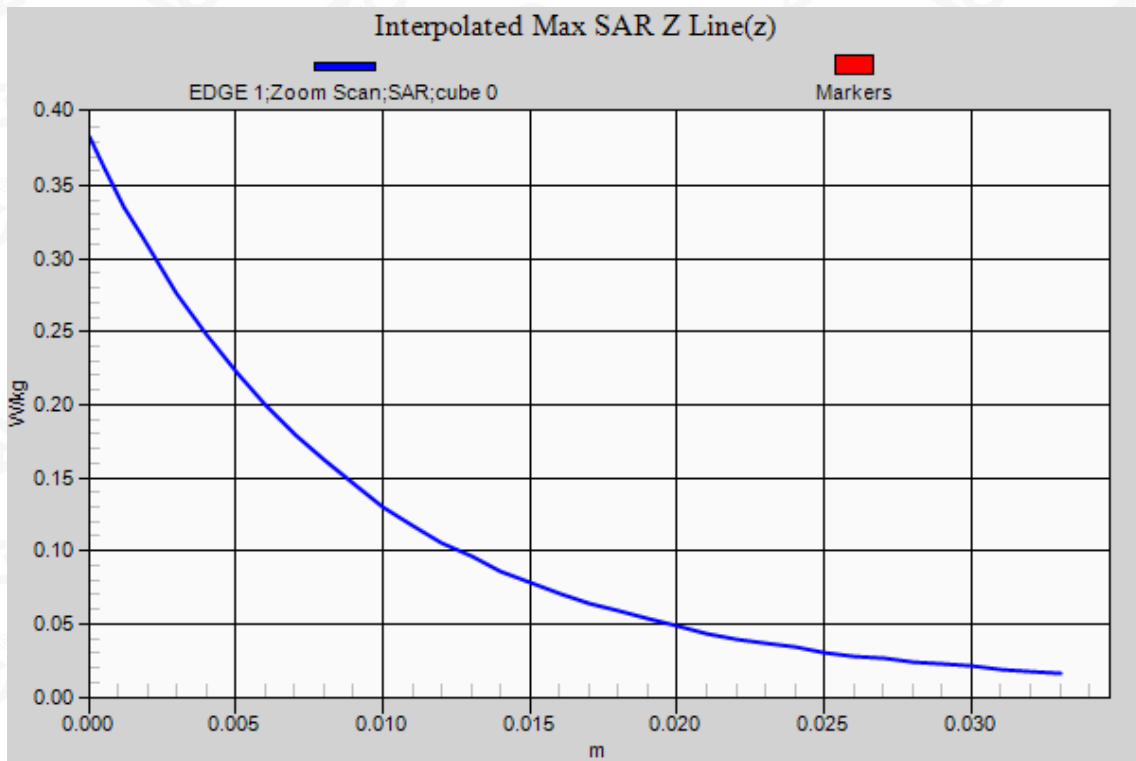
HAND/EDGE 1/Zoom Scan (9x9x16)/Cube 0: Measurement grid: dx=4mm, dy=4mm, dz=2mm
 Reference Value = 4.824 V/m; Power Drift = -0.07 dB
 Peak SAR (extrapolated) = 0.383 W/kg
SAR(1 g) = 0.226 W/kg; SAR(10 g) = 0.134 W/kg
 Maximum value of SAR (measured) = 0.273 W/kg



Any report having not been signed by authorized approver, or having been altered without authorization, or having not been stamped by the "Dedicated Testing/Inspection Stamp" is deemed to be invalid. Copying or excerpting portion of, or altering the content of the report is not permitted without the written authorization of AGC. The test results presented in the report apply only to the tested sample. Any objections to report issued by AGC should be submitted to AGC within 15days after the issuance of the test report. Further enquiry of validity or verification of the test report should be addressed to AGC by agc@agc-cert.com.

Attestation of Global Compliance(Shenzhen)Co., Ltd
 Attestation of Global Compliance(Shenzhen)Std & Tech Co., Ltd
 Tel: +86-755 2523 4088 E-mail: agc@agc-cert.com Web: http://cn.agc-cert.com/





Any report having not been signed by authorized approver, or having been altered without authorization, or having not been stamped by the "Dedicated Testing/Inspection Stamp" is deemed to be invalid. Copying or excerpting portion of, or altering the content of the report is not permitted without the written authorization of AGC. The test results presented in the report apply only to the tested sample. Any objections to report issued by AGC should be submitted to AGC within 15 days after the issuance of the test report. Further enquiry of validity or verification of the test report should be addressed to AGC by agc@agc-cert.com.

Attestation of Global Compliance(Shenzhen)Co., Ltd
Attestation of Global Compliance(Shenzhen)Std & Tech Co., Ltd
Tel: +86-755 2523 4088 E-mail: agc@agc-cert.com Web: http://cn.agc-cert.com/



Test Laboratory: AGC Lab
802.11a-20MHz CH157- Hand - Edge 1 (Top)
DUT: PARROT SKYCONTROLLER USA; Type: MPPUA

Date: Jun. 07,2021

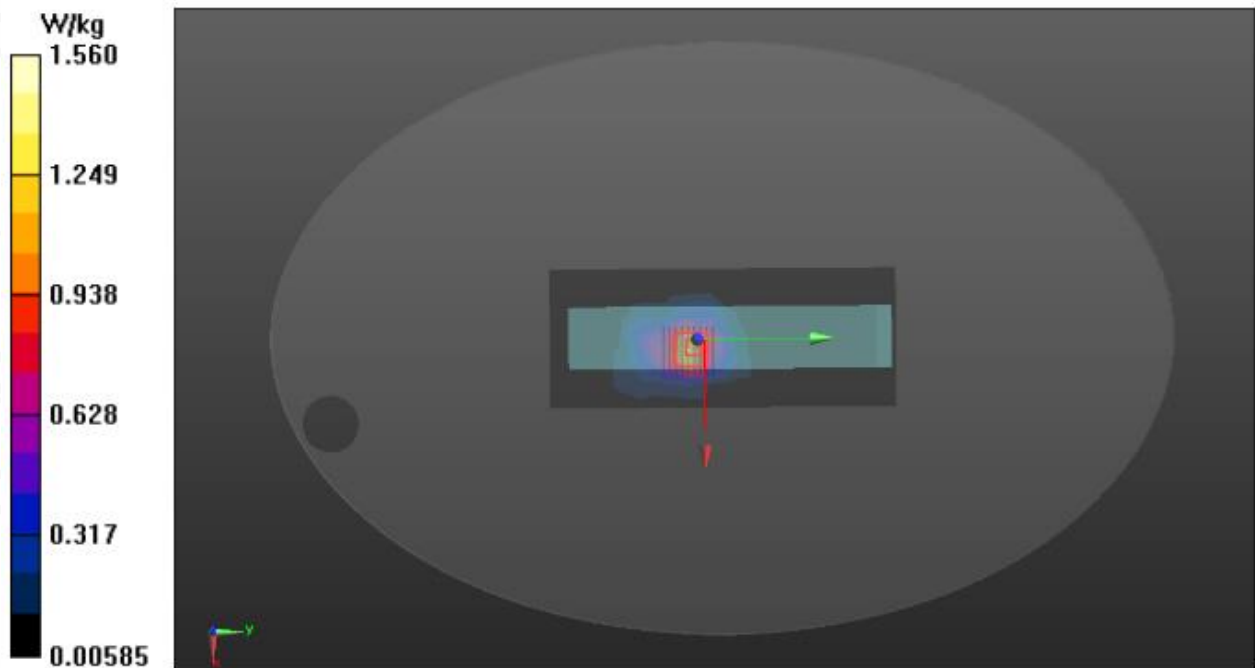
Communication System: Wi-Fi; Communication System Band: 802.11a; Duty Cycle: 1:1
 Frequency: 5785 MHz; Medium parameters used: $f = 5750$ MHz; $\sigma = 5.43$ mho/m; $\epsilon_r = 35.34$; $\rho = 1000$ kg/m³ ;
 Phantom section: Flat Section
 Ambient temperature (°C): 21.5, Liquid temperature (°C): 21.2

DASY Configuration:

- Probe: EX3DV4 – SN3953; ConvF(4.99, 4.99, 4.99); Calibrated: Jul. 29,2020
- Sensor-Surface: 1.4mm (Mechanical Surface Detection), z = 1.0, 31.0
- Electronics: DAE4 SN1398; Calibrated: May 17,2021
- Phantom: SAM (20deg probe tilt) with CRP v5.0; Type: QD000P40CD;
- DASY52 52.8.7(1137); SEMCAD X 14.6.10(7164)

HAND/EDGE 1/Area Scan (7x16x1): Measurement grid: dx=15mm, dy=15mm
 Maximum value of SAR (measured) = 1.26 W/kg

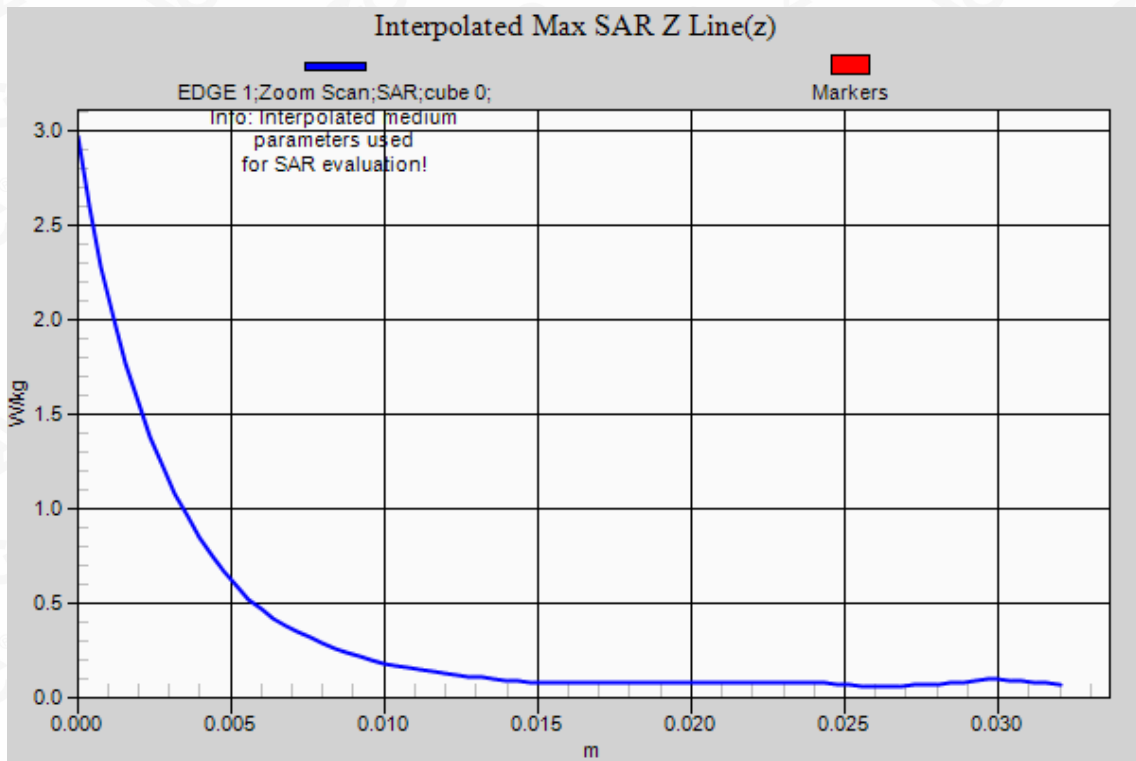
HAND/EDGE 1/Zoom Scan (9x9x16)/Cube 0: Measurement grid: dx=4mm, dy=4mm, dz=2mm
 Reference Value = 7.859 V/m; Power Drift = -0.12 dB
 Peak SAR (extrapolated) = 2.97 W/kg
SAR(1 g) = 0.855 W/kg; SAR(10 g) = 0.364 W/kg
 Maximum value of SAR (measured) = 1.56 W/kg



Any report having not been signed by authorized approver, or having been altered without authorization, or having not been stamped by the "Dedicated Testing/Inspection Stamp" is deemed to be invalid. Copying or excerpting portion of, or altering the content of the report is not permitted without the written authorization of AGC. The test results presented in the report apply only to the tested sample. Any objections to report issued by AGC should be submitted to AGC within 15days after the issuance of the test report. Further enquiry of validity or verification of the test report should be addressed to AGC by agc@agc-cert.com.

Attestation of Global Compliance(Shenzhen)Co., Ltd
 Attestation of Global Compliance(Shenzhen)Std & Tech Co., Ltd
 Tel: +86-755 2523 4088 E-mail: agc@agc-cert.com Web: http://cn.agc-cert.com/





Any report having not been signed by authorized approver, or having been altered without authorization, or having not been stamped by the "Dedicated Testing/Inspection Stamp" is deemed to be invalid. Copying or excerpting portion of, or altering the content of the report is not permitted without the written authorization of AGC. The test results presented in the report apply only to the tested sample. Any objections to report issued by AGC should be submitted to AGC within 15 days after the issuance of the test report. Further enquiry of validity or verification of the test report should be addressed to AGC by agc@agc-cert.com.



Test Laboratory: AGC Lab
802.11n20-20MHz CH157- Hand - Edge 1 (Top)
DUT: PARROT SKYCONTROLLER USA; Type: MPPUA

Date: Jun. 07,2021

Communication System: Wi-Fi; Communication System Band: 802.11n20; Duty Cycle: 1:1
 Frequency: 5785 MHz; Medium parameters used: $f = 5750$ MHz; $\sigma = 5.43$ mho/m; $\epsilon_r = 35.34$; $\rho = 1000$ kg/m³ ;
 Phantom section: Flat Section
 Ambient temperature (°C): 21.5, Liquid temperature (°C): 21.2

DASY Configuration:

- Probe: EX3DV4 – SN3953; ConvF(4.99, 4.99, 4.99); Calibrated: Jul. 29,2020
- Sensor-Surface: 1.4mm (Mechanical Surface Detection), z = 1.0, 31.0
- Electronics: DAE4 SN1398; Calibrated: May 17,2021
- Phantom: SAM (20deg probe tilt) with CRP v5.0; Type: QD000P40CD;
- DASY52 52.8.7(1137); SEMCAD X 14.6.10(7164)

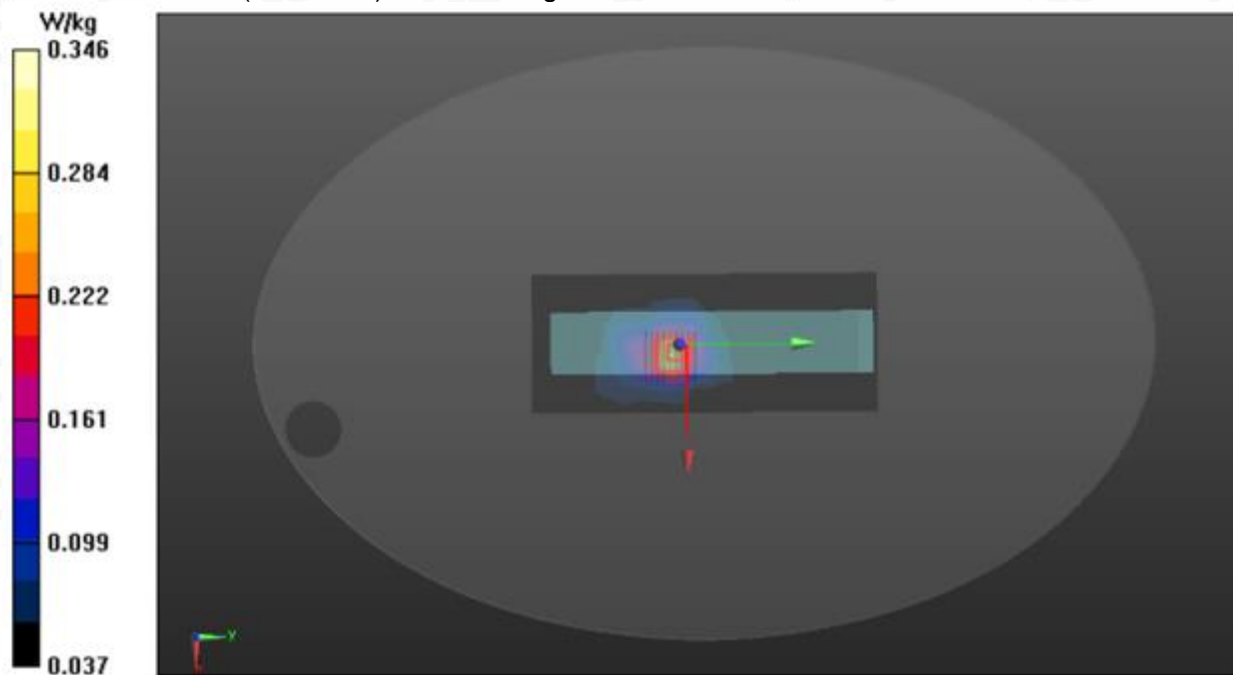
HAND/EDGE 1/Area Scan (7x16x1): Measurement grid: dx=15mm, dy=15mm
 Maximum value of SAR (measured) = 0.337 W/kg

HAND/EDGE 1/Zoom Scan (9x9x16)/Cube 0: Measurement grid: dx=4mm, dy=4mm, dz=2mm
 Reference Value = 13.615 V/m; Power Drift = -0.15 dB

Peak SAR (extrapolated) = 0.398 W/kg

SAR(1 g) = 0.316 W/kg; SAR(10 g) = 0.239 W/kg

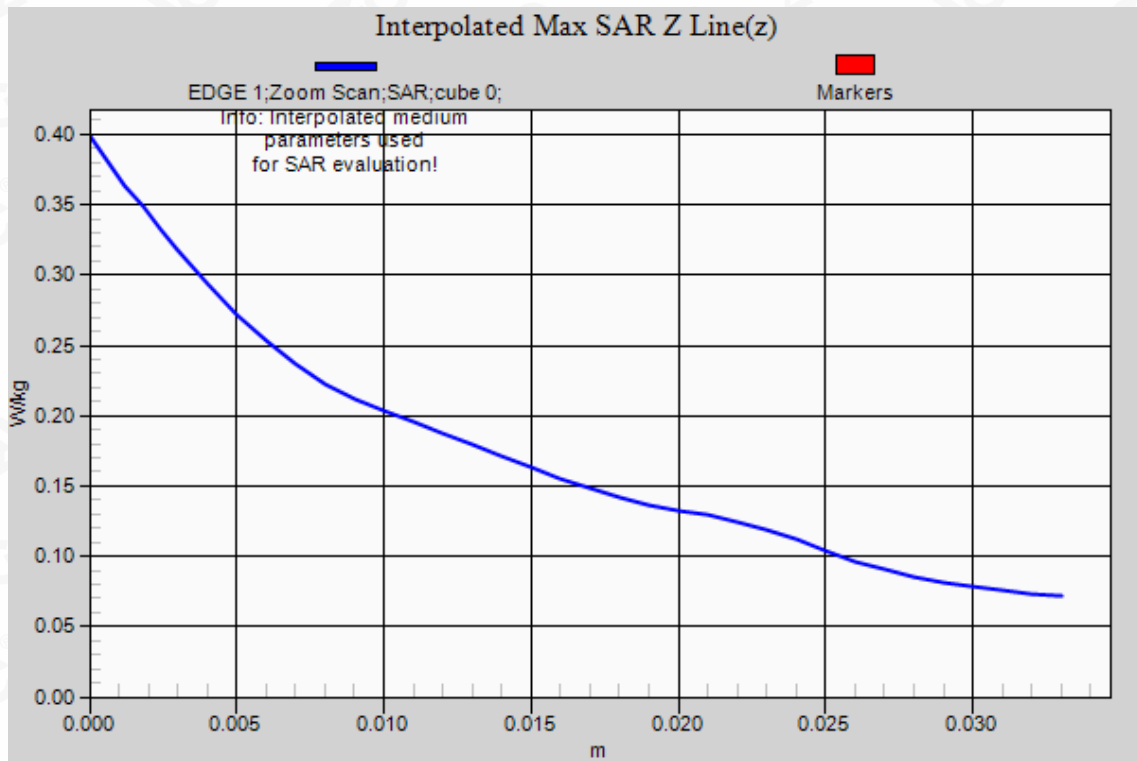
Maximum value of SAR (measured) = 0.346 W/kg



Any report having not been signed by authorized approver, or having been altered without authorization, or having not been stamped by the "Dedicated Testing/Inspection Stamp" is deemed to be invalid. Copying or excerpting portion of, or altering the content of the report is not permitted without the written authorization of AGC. The test results presented in the report apply only to the tested sample. Any objections to report issued by AGC should be submitted to AGC within 15days after the issuance of the test report. Further enquiry of validity or verification of the test report should be addressed to AGC by agc@agc-cert.com.

Attestation of Global Compliance(Shenzhen)Co., Ltd
 Attestation of Global Compliance(Shenzhen)Std & Tech Co., Ltd
 Tel: +86-755 2523 4088 E-mail: agc@agc-cert.com Web: http://cn.agc-cert.com/





Any report having not been signed by authorized approver, or having been altered without authorization, or having not been stamped by the "Dedicated Testing/Inspection Stamp" is deemed to be invalid. Copying or excerpting portion of, or altering the content of the report is not permitted without the written authorization of AGC. The test results presented in the report apply only to the tested sample. Any objections to report issued by AGC should be submitted to AGC within 15 days after the issuance of the test report. Further enquiry of validity or verification of the test report should be addressed to AGC by agc@agc-cert.com.

Attestation of Global Compliance(Shenzhen)Co., Ltd
 Attestation of Global Compliance(Shenzhen)Std & Tech Co., Ltd
 Tel: +86-755 2523 4088 E-mail: agc@agc-cert.com Web: <http://cn.agc-cert.com/>



APPENDIX C. TEST SETUP PHOTOGRAPHS

Refer to Attached files.

APPENDIX D. CALIBRATION DATA

Refer to Attached files.

Any report having not been signed by authorized approver, or having been altered without authorization, or having not been stamped by the "Dedicated Testing/Inspection Stamp" is deemed to be invalid. Copying or excerpting portion of, or altering the content of the report is not permitted without the written authorization of AGC. The test results presented in the report apply only to the tested sample. Any objections to report issued by AGC should be submitted to AGC within 15 days after the issuance of the test report. Further enquiry of validity or verification of the test report should be addressed to AGC by agc@agc-cert.com.

Attestation of Global Compliance(Shenzhen)Co., Ltd

Attestation of Global Compliance(Shenzhen)Std & Tech Co., Ltd

Tel: +86-755 2523 4088 E-mail: agc@agc-cert.com Web: <http://cn.agc-cert.com/>





Conditions of Issuance of Test Reports

1. All samples and goods are accepted by the Attestation of Global Compliance (Shenzhen) Co., Ltd (the “Company”) solely for testing and reporting in accordance with the following terms and conditions. The company provides its services on the basis that such terms and conditions constitute express agreement between the company and any person, firm or company requesting its services (the “Clients”).
2. Any report issued by Company as a result of this application for testing services (the “Report”) shall be issued in confidence to the Clients and the Report will be strictly treated as such by the Company. It may not be reproduced either in its entirety or in part and it may not be used for advertising or other unauthorized purposes without the written consent of the Company. The Clients to whom the Report is issued may, however, show or send it, or a certified copy thereof prepared by the Company to its customer, supplier or other persons directly concerned. The Company will not, without the consent of the Clients, enter into any discussion or correspondence with any third party concerning the contents of the Report, unless required by the relevant governmental authorities, laws or court orders.
3. The Company shall not be called or be liable to be called to give evidence or testimony on the Report in a court of law without its prior written consent, unless required by the relevant governmental authorities, laws or court orders.
4. The non-CMA report issued by AGC is only permitted to be used by the client as internal reference use and shall not be used for public demonstration purpose.
5. In the event of the improper use of the report as determined by the Company, the Company reserves the right to withdraw it, and to adopt any other additional remedies which may be appropriate.
6. Samples submitted for testing are accepted on the understanding that the Report issued cannot form the basis of, or be the instrument for, any legal action against the Company.
7. The Company will not be liable for or accept responsibility for any loss or damage however arising from the use of information contained in any of its Reports or in any communication whatsoever about its said tests or investigations.
8. Clients wishing to use the Report in court proceedings or arbitration shall inform the Company to that effect prior to submitting the sample for testing.
9. The Company is not responsible for recalling the electronic version of the original report when any revision is made to them. The Client assumes the responsibility to providing the revised version to any interested party who uses them.
10. Subject to the variable length of retention time for test data and report stored hereinto as otherwise specifically required by individual accreditation authorities, the Company will only keep the supporting test data and information of the test report for a period of six years. The data and information will be disposed of after the aforementioned retention period has elapsed. Under no circumstances shall we provide any data and information which has been disposed of after retention period. Under no circumstances shall we be liable for damage of any kind, including (but not limited to) compensatory damages, lost profits, lost data, or any form of special, incidental, indirect, consequential or punitive damages of any kind, whether based on breach of contract of warranty, tort (including negligence), product liability or otherwise, even if we are informed in advance of the possibility of such damages.

Any report having not been signed by authorized approver, or having been altered without authorization, or having not been stamped by the “Dedicated Testing/Inspection Stamp” is deemed to be invalid. Copying or excerpting portion of, or altering the content of the report is not permitted without the written authorization of AGC. The test results presented in the report apply only to the tested sample. Any objections to report issued by AGC should be submitted to AGC within 15 days after the issuance of the test report. Further enquiry of validity or verification of the test report should be addressed to AGC by agc@agc-cert.com.

