

Testing Report

Customer Name: Powerfleet Inc.


Product Name: LV500\Cellotrack Solar

Sample Model: LV500

Reference Standard: *GB/T 9410-2008; ANSI/IEEE Std149-1979*

Issue Date: 2023.02.07

| | |
|-------------------|----------------|
| Engineer: Jackson | Date: 2023.2.7 |
| Auditor: Eason | Date: 2023.2.7 |
| Approver: Janson | Date: 2023.2.7 |



Version

| Version No. | Date | Description | Formulate | Approval |
|-------------|------------|-------------------------------|-----------|----------|
| A0 | 2023.02.07 | For the first time, formulate | Jackson | Eason |
| | | | | |
| | | | | |

Contents

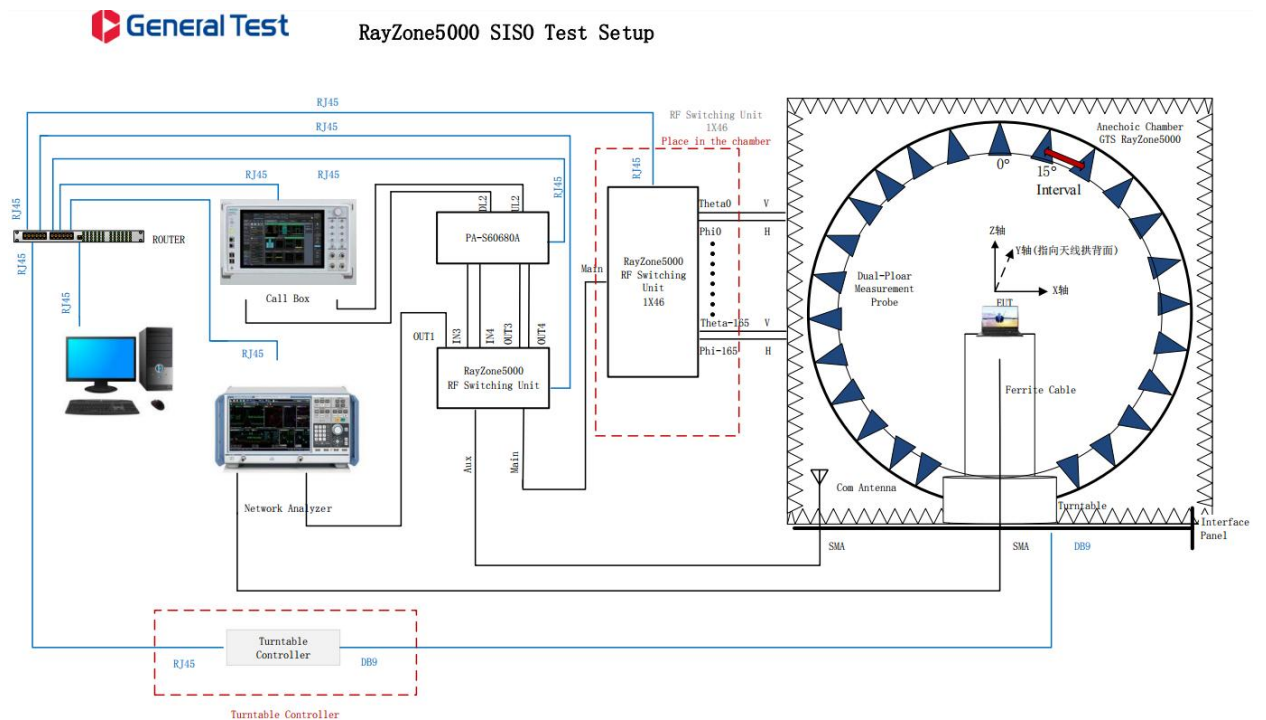
| | |
|---|----|
| 1.General Information | 3 |
| 1.1 General information of testing institutions | 3 |
| 1.2 Testing principle | 3 |
| 1.3 Test equipment | 4 |
| 1.4 Test environment | 4 |
| 1.5 Statement | 4 |
| 2.Sample Information | 5 |
| 2.1 Client information | 5 |
| 2.2 Description of EUT(S) | 5 |
| 2.3 EUT appearance | 6 |
| 2.4 EUT setup photo of free space OTA testing | 6 |
| 3. Test Results | 7 |
| 3.1 Test standard | 7 |
| 3.2 Test uncertainty | 7 |
| 3.3 Test data | 8 |
| 3.3.1 VSWR parameters | 8 |
| 3.3.2 VSWR data | 8 |
| 3.3.3 Typical free space efficiency and gain | 9 |
| 3.3.4 Typical free space radiation pattern | 9 |
| (The following is blank) | 10 |

1. General Information

1.1 General information of testing institutions

| | |
|------------------|---|
| Name | Shenzhen RFI-LAB Communication Technology Co., Ltd. |
| Address | 10/F A, Lingyun Bld, Liufang Rd, Baoan District, SZ |
| Tel | 13682621346 |
| E-mail | rfi-lab@tech-now.com |
| Equipment | All the equipment used in the report is fixed in Zone B, West Side of 1/F, Building 1, Tingwei Industrial Park, No.6 Liufang Road, Bao 'an District, Shenzhen |

1.2 Testing principle



1.3 Test equipment

| Equipment | Model No. | Serial No. | Manufacturer | Calibration date | Next calibration date |
|------------------|--------------|----------------|--------------|------------------|-----------------------|
| OTA Test System | RayZone-5000 | RFI-LAB-RF-D00 | GTS | 2021.3.15 | 2023.3.14 |
| Network Analyzer | E5071C | RFI-LAB-RF-D01 | KEYSIGHT | 2022.5.13 | 2023.5.12 |

1.4 Test environment

| | |
|-------------|-----------|
| Temperature | 22.8°C |
| Humidity | 58%RH |
| Pressure | 100.35kPa |

1.5 Statement

- (1) The test results in the report are only applicable to the tested samples and the tested samples work under the environment described in the report.
- (2) Only Shenzhen RFI-LAB Communication Technology Co., Ltd. have the right to modify the report, and the modification information shall be annotated in the revision form.
- (3) Any objection to this report shall be raised within 30 days after formal confirmation of the report.
- (4) This report is invalid if there is any evidence that the sample information provided is falsified.
- (5) The report is invalid without the signature of the auditor and approver.

2. Sample Information


2.1 Client information

| | |
|---------------------|---|
| Name | Powerfleet Inc. |
| Address | / |
| Contacts | Lior Musi |
| Tel | / |
| E-mail | liorm@pointer.com |
| Manufacturer | 123 Tice Boulevard, Suite 101, Woodcliff Lake, NJ 07677 |

2.2 Description of EUT(S)


| | |
|------------------------|--|
| Product Name | LV500\Cellotrack Solar |
| Sample Model | LV500 |
| Antenna Size | / |
| Serial No. | / |
| Antenna Type | PCB Antenna |
| Test Item | VSWR;Antenna gain; Efficiency; Radiation pattern |
| Frequency Range | 2400-2500MHz |
| Received Date | 2023.02.07 |
| Test Date | 2023.02.07 |
| Remark | The length of the RF cable is 50mm |

2.3 EUT appearance




2.4 EUT setup photo of free space OTA testing

Planform



Front view



3. Test Results

3.1 Test standard

| Name | Parameter | Method | Standard no. |
|------------------------------|----------------------|--|------------------------|
| Mobile communication antenna | Antenna gain | Generic specification for antennas used in the mobile communications | GB/T 9410-2008 |
| | Radiation pattern | | |
| | VSWR | | |
| Antenna | Radiation efficiency | IEEE Standard Test Procedures for Antennas | ANSI/IEEE Std 149-1979 |
| | Gain and directivity | | |

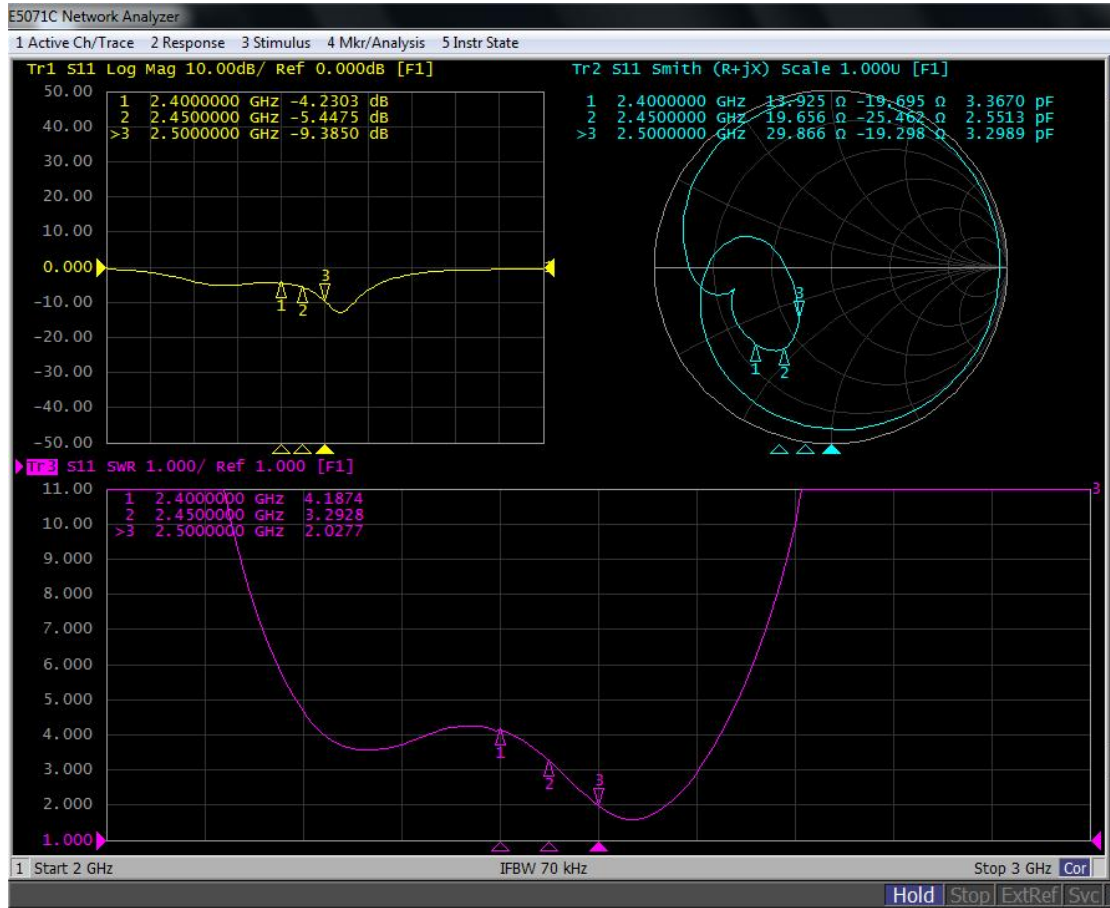
3.2 Test uncertainty

The uncertainty was calculated on the basis of the GUM published by ISO, using the inclusion factor of $K=2$ and the 95% confidence level to express the extended uncertainty.

| Item | Uncertainty |
|----------------------|------------------|
| VSWR | ± 0.3 |
| Antenna gain | $\pm 1\text{dB}$ |
| Radiation efficiency | $\pm 10\%$ |

3.3 Test data

3.3.1 VSWR parameters



3.3.2 VSWR data

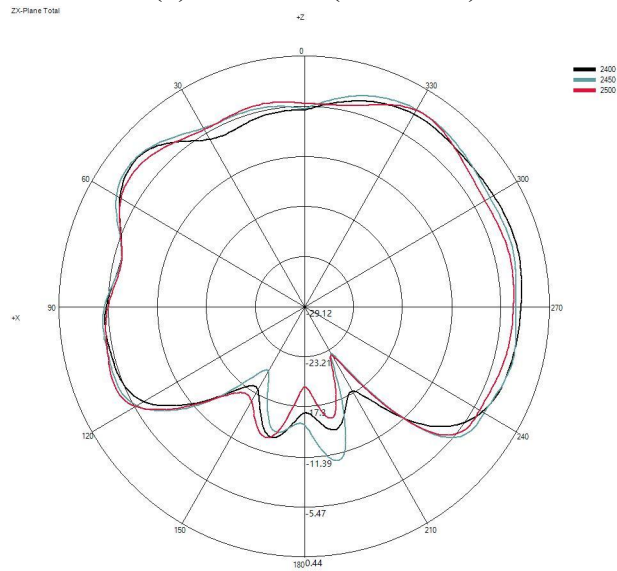
| Frequency/MHz | 2400 | 2450 | 2500 |
|---------------|--------|--------|--------|
| VSWR | 4.1874 | 3.2928 | 2.0277 |

3.3.3 Typical free space efficiency and gain

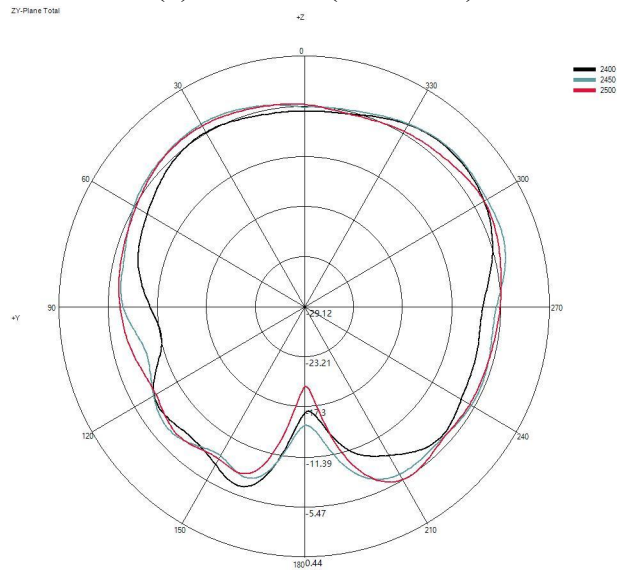
| Frequency/MHz | 2400 | 2410 | 2420 | 2430 | 2440 | 2450 | 2460 | 2470 | 2480 | 2490 | 2500 |
|---------------|-------|-------|-------|-------|-------|-------|-------|-------|-------|-------|-------|
| Peak Gain/dBi | -0.77 | -0.38 | -0.14 | 0.02 | 0.19 | 0.44 | 0.53 | 0.43 | 0.23 | 0.04 | -0.11 |
| Efficiency/% | 29.68 | 30.94 | 32.21 | 32.79 | 32.91 | 33.55 | 34.06 | 33.90 | 32.55 | 31.56 | 30.48 |

3.3.4 Typical free space radiation pattern

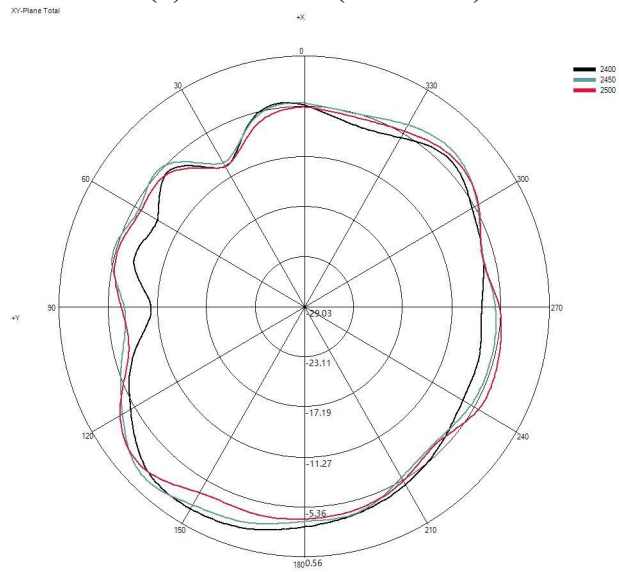
(1) X-Z Plane(unit: dBi):



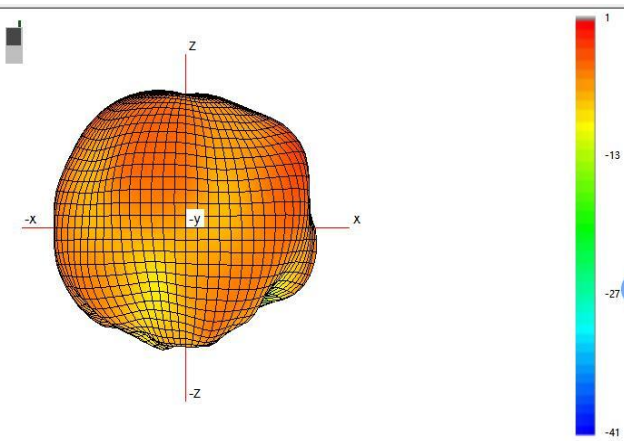
(2) Y-Z Plane(unit: dBi):



(3) X-Y Plane(unit: dBi):



(4) Typical Free Space 3D Radiation Pattern at 2.45GHz(unit: dBi):



End

(The following is blank)