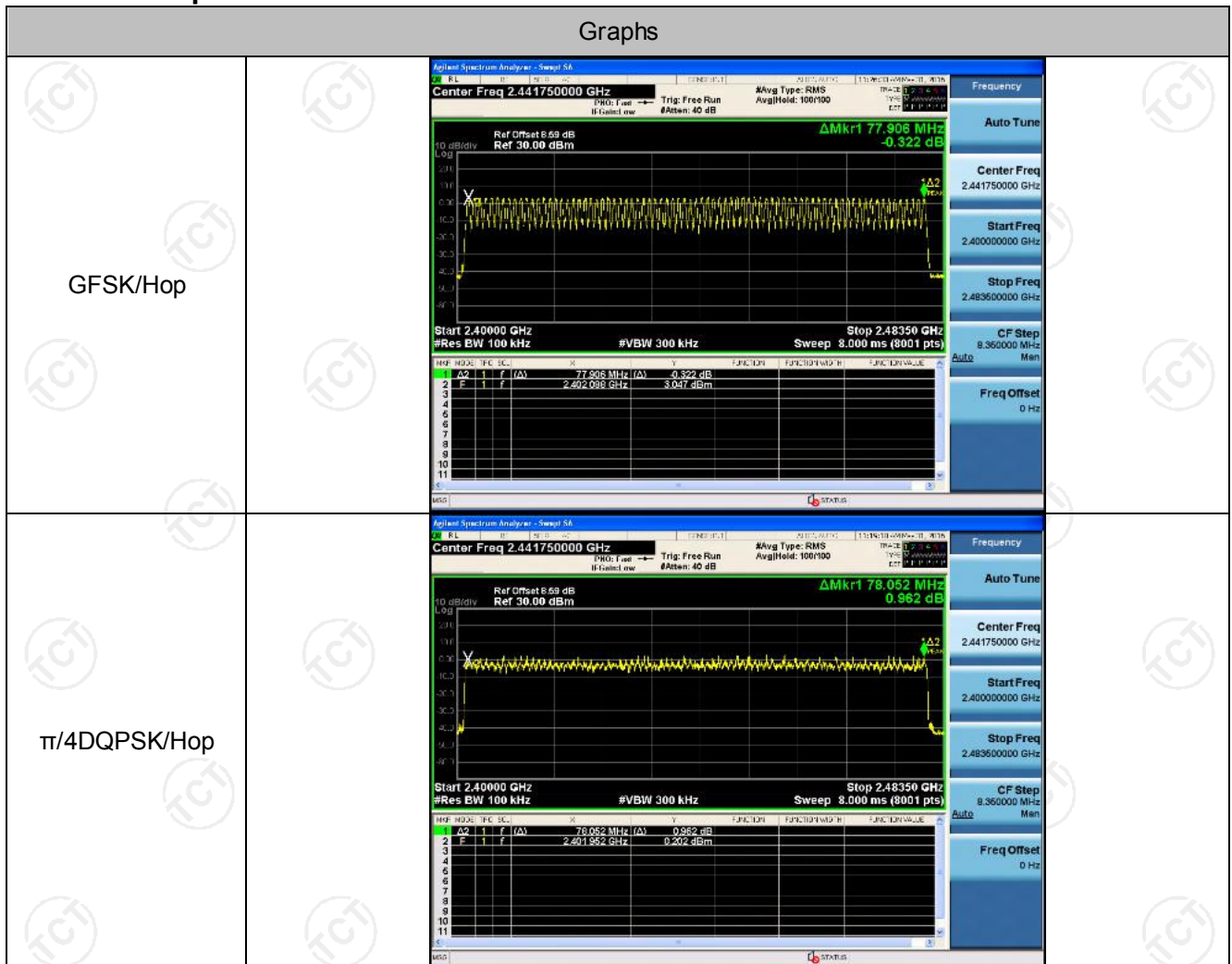


Hopping Channel Number

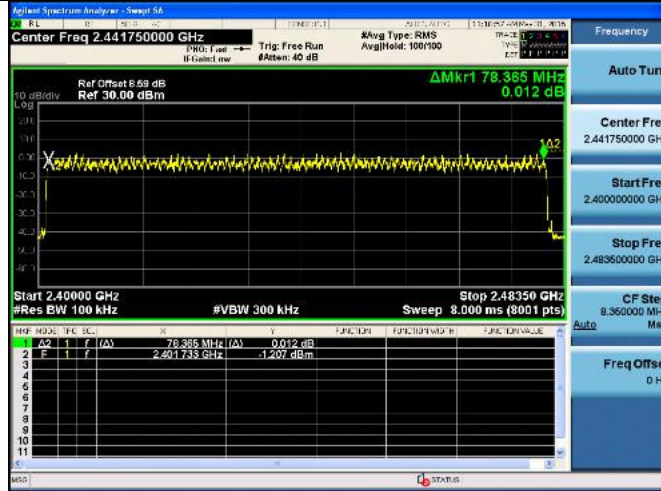
Result Table

Mode	Channel.	Number of Hopping Channel	Verdict
GFSK	Hop	79	PASS
$\pi/4$ DQPSK	Hop	79	PASS
8DPSK	Hop	79	PASS

Test Graph



8DPSK/Hop

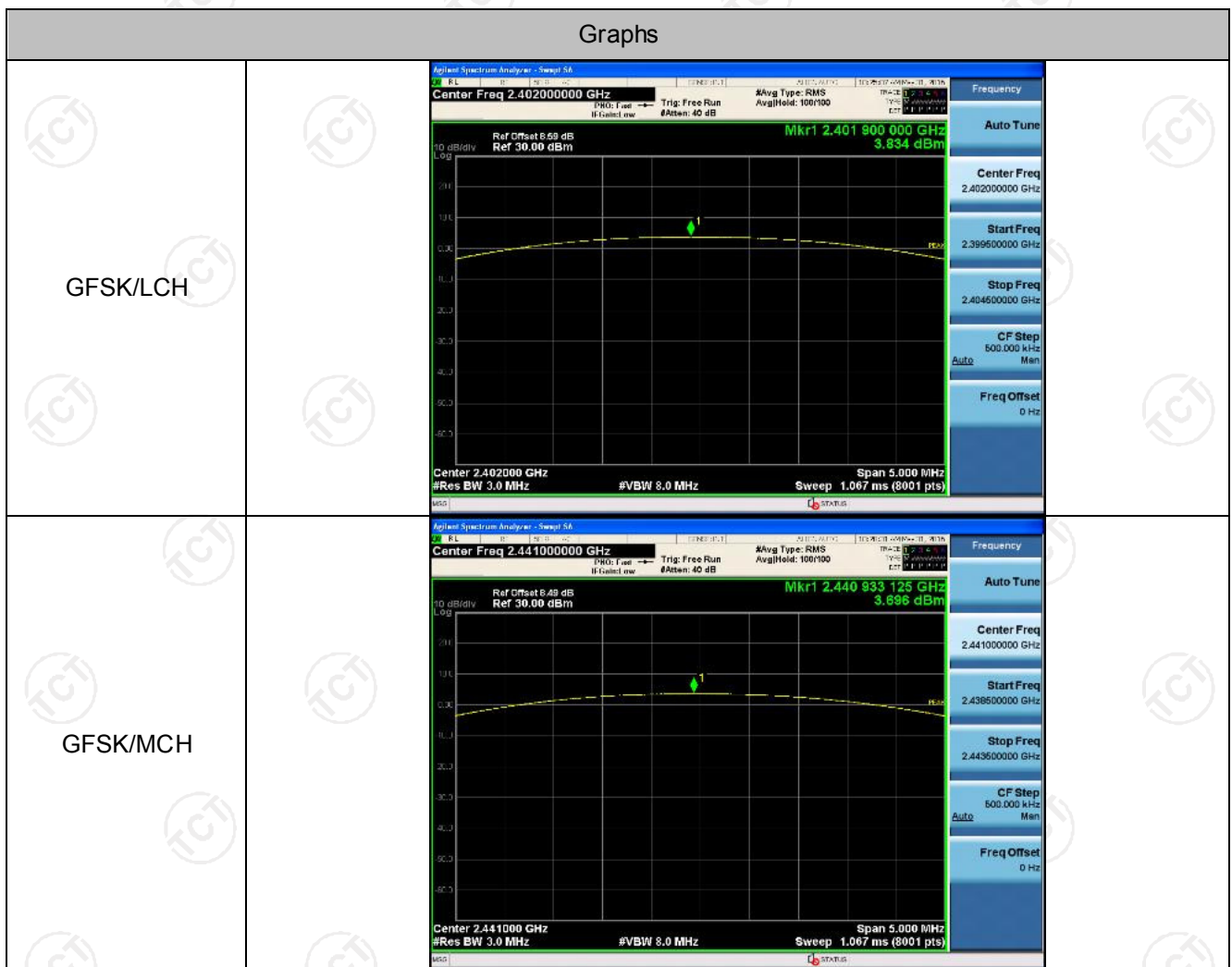


Conducted Peak Output Power




Result Table

Mode	Channel.	Maximum Peak Output Power [dBm]	Verdict
GFSK	LCH	3.834	PASS
GFSK	MCH	3.696	PASS
GFSK	HCH	3.036	PASS
$\pi/4$ DQPSK	LCH	3.562	PASS
$\pi/4$ DQPSK	MCH	3.458	PASS
$\pi/4$ DQPSK	HCH	2.823	PASS
8DPSK	LCH	3.753	PASS
8DPSK	MCH	3.639	PASS
8DPSK	HCH	2.963	PASS

Test Graph



<p>GFSK/HCH</p>		<p>Frequency</p> <p>Auto Tune</p> <p>Center Freq 2.48000000 GHz</p> <p>Start Freq 2.47750000 GHz</p> <p>Stop Freq 2.48250000 GHz</p> <p>CF Step 500.000 kHz Auto Man</p> <p>Freq Offset 0 Hz</p>
<p>$\pi/4$DQPSK/LCH</p>		<p>Frequency</p> <p>Auto Tune</p> <p>Center Freq 2.40200000 GHz</p> <p>Start Freq 2.39950000 GHz</p> <p>Stop Freq 2.40450000 GHz</p> <p>CF Step 500.000 kHz Auto Man</p> <p>Freq Offset 0 Hz</p>
<p>$\pi/4$DQPSK/MCH</p>		<p>Frequency</p> <p>Auto Tune</p> <p>Center Freq 2.44100000 GHz</p> <p>Start Freq 2.43850000 GHz</p> <p>Stop Freq 2.44350000 GHz</p> <p>CF Step 500.000 kHz Auto Man</p> <p>Freq Offset 0 Hz</p>

<p>TT/4DQPSK/HCH</p>		<p>Frequency</p> <p>Auto Tune</p> <p>Center Freq 2.48000000 GHz</p> <p>Start Freq 2.47750000 GHz</p> <p>Stop Freq 2.48250000 GHz</p> <p>CF Step 500.000 kHz</p> <p>Auto Man</p> <p>Freq Offset 0 Hz</p>
<p>8DPSK/LCH</p>		<p>Frequency</p> <p>Auto Tune</p> <p>Center Freq 2.40200000 GHz</p> <p>Start Freq 2.39950000 GHz</p> <p>Stop Freq 2.40450000 GHz</p> <p>CF Step 500.000 kHz</p> <p>Auto Man</p> <p>Freq Offset 0 Hz</p>
<p>8DPSK/MCH</p>		<p>Frequency</p> <p>Auto Tune</p> <p>Center Freq 2.44100000 GHz</p> <p>Start Freq 2.43850000 GHz</p> <p>Stop Freq 2.44350000 GHz</p> <p>CF Step 500.000 kHz</p> <p>Auto Man</p> <p>Freq Offset 0 Hz</p>

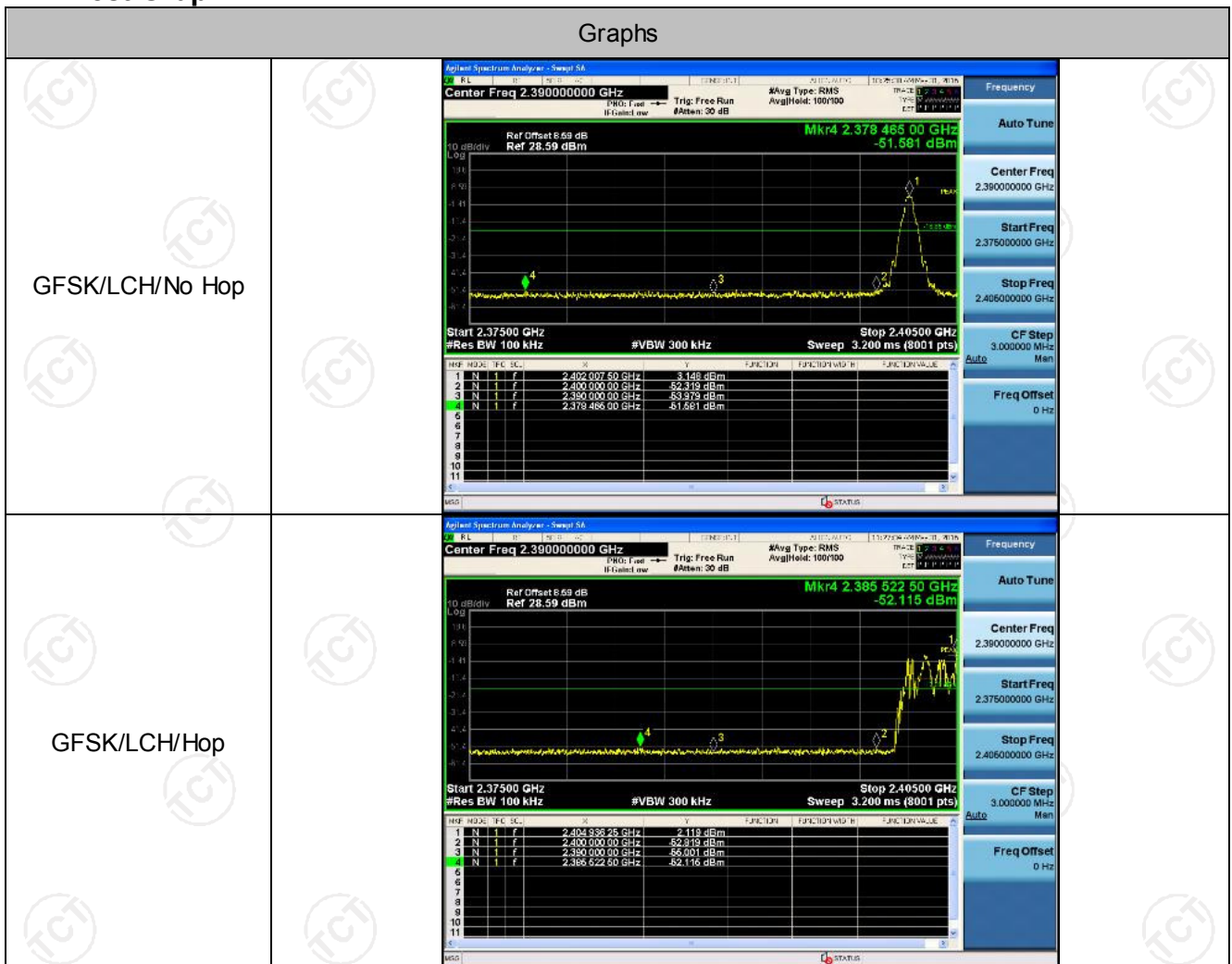


Band-edge for RF Conducted Emissions

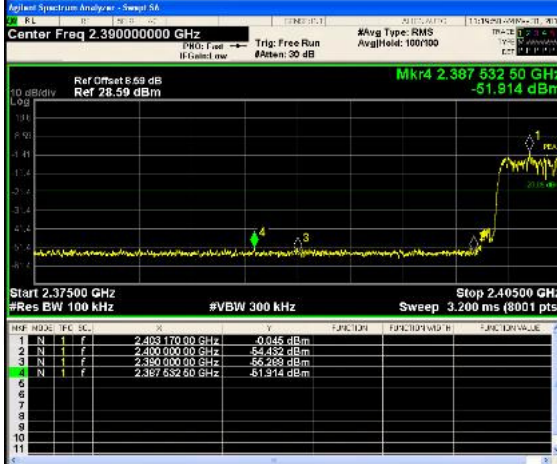
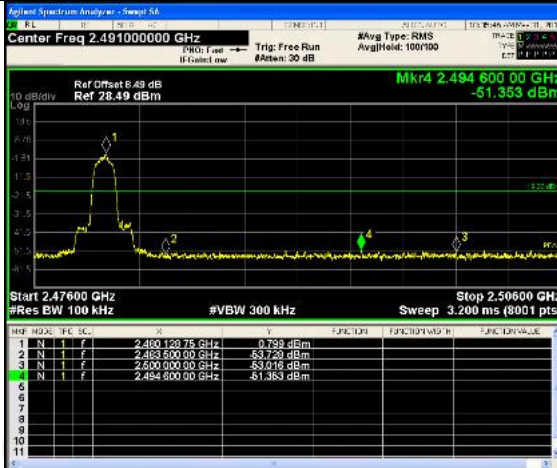
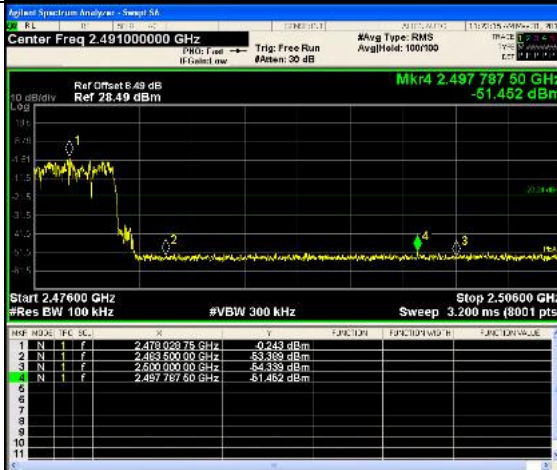
Result Table

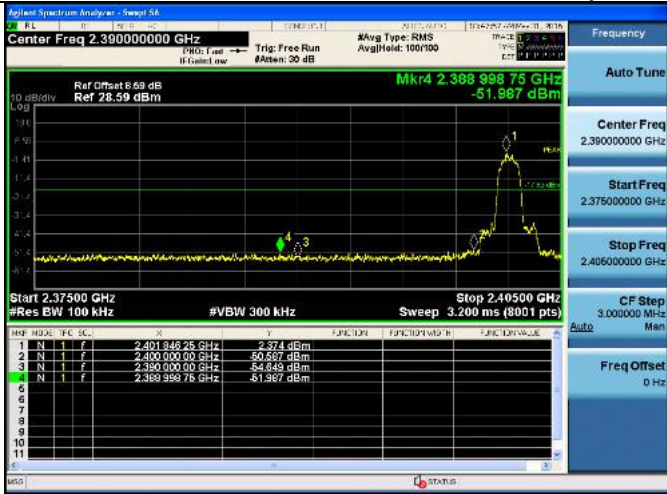
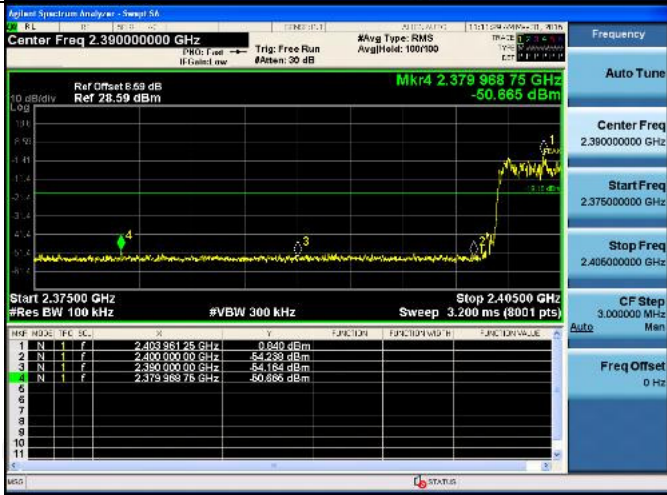
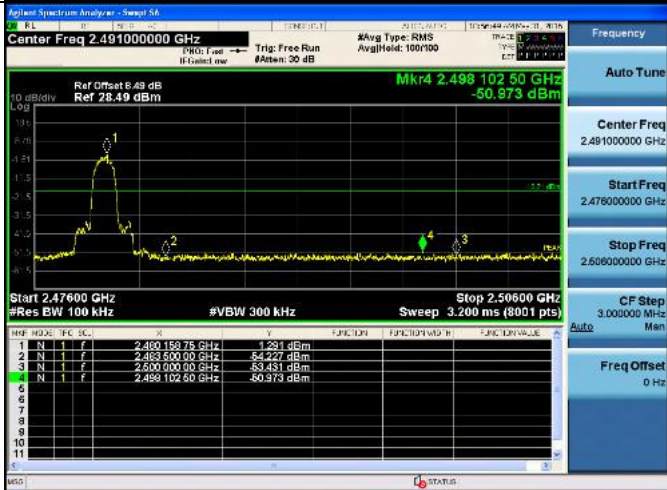
Mode	Channel	Carrier Frequency [MHz]	Carrier Power [dBm]	Frequency Hopping	Max Spurious Level [dBm]	Limit [dBm]	Verdict
GFSK	LCH	2402	3.148	Off	-51.581	-16.85	PASS
			2.119	On	-52.115	-17.88	PASS
GFSK	HCH	2480	2.530	Off	-51.560	-17.47	PASS
			2.440	On	-51.313	-17.56	PASS
$\pi/4$ DQPSK	LCH	2402	2.500	Off	-51.414	-17.50	PASS
			-0.045	On	-51.914	-20.05	PASS
$\pi/4$ DQPSK	HCH	2480	0.799	Off	-51.353	-19.20	PASS
			-0.243	On	-51.452	-20.24	PASS
8DPSK	LCH	2402	2.374	Off	-51.987	-17.63	PASS
			0.840	On	-50.665	-19.16	PASS
8DPSK	HCH	2480	1.291	Off	-50.973	-18.71	PASS
			-1.774	On	-50.692	-21.77	PASS

Test Graph

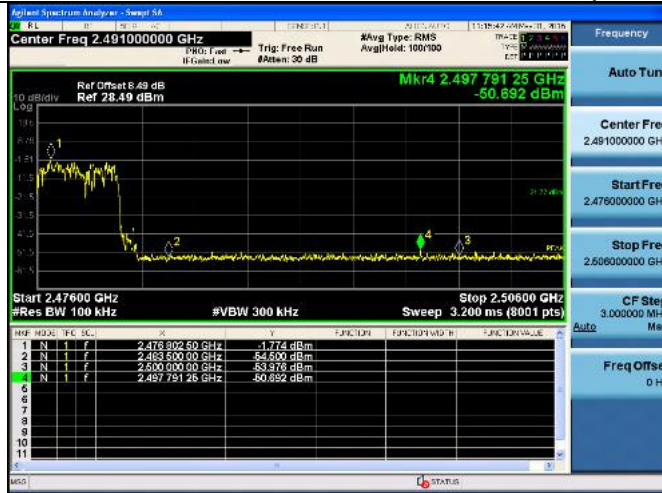


<p>GFSK/HCH/No Hop</p>		<table border="1"> <tr><th>Frequency</th></tr> <tr><td>Auto Tune</td></tr> <tr><td>Center Freq 2.491000000 GHz</td></tr> <tr><td>Start Freq 2.476000000 GHz</td></tr> <tr><td>Stop Freq 2.506000000 GHz</td></tr> <tr><td>CF Step 3.000000 MHz</td></tr> <tr><td>Man</td></tr> <tr><td>Freq Offset 0 Hz</td></tr> </table>	Frequency	Auto Tune	Center Freq 2.491000000 GHz	Start Freq 2.476000000 GHz	Stop Freq 2.506000000 GHz	CF Step 3.000000 MHz	Man	Freq Offset 0 Hz
Frequency										
Auto Tune										
Center Freq 2.491000000 GHz										
Start Freq 2.476000000 GHz										
Stop Freq 2.506000000 GHz										
CF Step 3.000000 MHz										
Man										
Freq Offset 0 Hz										
<p>GFSK/HCH/Hop</p>		<table border="1"> <tr><th>Frequency</th></tr> <tr><td>Auto Tune</td></tr> <tr><td>Center Freq 2.491000000 GHz</td></tr> <tr><td>Start Freq 2.476000000 GHz</td></tr> <tr><td>Stop Freq 2.506000000 GHz</td></tr> <tr><td>CF Step 3.000000 MHz</td></tr> <tr><td>Man</td></tr> <tr><td>Freq Offset 0 Hz</td></tr> </table>	Frequency	Auto Tune	Center Freq 2.491000000 GHz	Start Freq 2.476000000 GHz	Stop Freq 2.506000000 GHz	CF Step 3.000000 MHz	Man	Freq Offset 0 Hz
Frequency										
Auto Tune										
Center Freq 2.491000000 GHz										
Start Freq 2.476000000 GHz										
Stop Freq 2.506000000 GHz										
CF Step 3.000000 MHz										
Man										
Freq Offset 0 Hz										
<p>$\pi/4$DQPSK/LCH/No Hop</p>		<table border="1"> <tr><th>Frequency</th></tr> <tr><td>Auto Tune</td></tr> <tr><td>Center Freq 2.390000000 GHz</td></tr> <tr><td>Start Freq 2.375000000 GHz</td></tr> <tr><td>Stop Freq 2.405000000 GHz</td></tr> <tr><td>CF Step 3.000000 MHz</td></tr> <tr><td>Man</td></tr> <tr><td>Freq Offset 0 Hz</td></tr> </table>	Frequency	Auto Tune	Center Freq 2.390000000 GHz	Start Freq 2.375000000 GHz	Stop Freq 2.405000000 GHz	CF Step 3.000000 MHz	Man	Freq Offset 0 Hz
Frequency										
Auto Tune										
Center Freq 2.390000000 GHz										
Start Freq 2.375000000 GHz										
Stop Freq 2.405000000 GHz										
CF Step 3.000000 MHz										
Man										
Freq Offset 0 Hz										

<p>$\pi/4$DQPSK/LCH/Hop</p>		<p>Frequency</p> <p>Auto Tune</p> <p>Center Freq 2.390000000 GHz</p> <p>Start Freq 2.375000000 GHz</p> <p>Stop Freq 2.405000000 GHz</p> <p>CF Step 3.000000 MHz</p> <p>Freq Offset 0 Hz</p>
<p>$\pi/4$DQPSK/HCH/No Hop</p>		<p>Frequency</p> <p>Auto Tune</p> <p>Center Freq 2.491000000 GHz</p> <p>Start Freq 2.476000000 GHz</p> <p>Stop Freq 2.506000000 GHz</p> <p>CF Step 3.000000 MHz</p> <p>Freq Offset 0 Hz</p>
<p>$\pi/4$DQPSK/HCH/Hop</p>		<p>Frequency</p> <p>Auto Tune</p> <p>Center Freq 2.491000000 GHz</p> <p>Start Freq 2.476000000 GHz</p> <p>Stop Freq 2.506000000 GHz</p> <p>CF Step 3.000000 MHz</p> <p>Freq Offset 0 Hz</p>

<p>8DPSK/LCH/No Hop</p>	 <table border="1"> <thead> <tr> <th>HF</th> <th>MODE</th> <th>FREQ</th> <th>LEVEL</th> <th>FUNCTION</th> <th>FUNCTION VALUE</th> </tr> </thead> <tbody> <tr> <td>1</td> <td>N</td> <td>2.40184625 GHz</td> <td>2.374 dBm</td> <td></td> <td></td> </tr> <tr> <td>2</td> <td>N</td> <td>2.40000000 GHz</td> <td>50.887 dBm</td> <td></td> <td></td> </tr> <tr> <td>3</td> <td>N</td> <td>2.39000000 GHz</td> <td>54.649 dBm</td> <td></td> <td></td> </tr> <tr> <td>4</td> <td>N</td> <td>2.3899875 GHz</td> <td>-51.987 dBm</td> <td></td> <td></td> </tr> </tbody> </table>	HF	MODE	FREQ	LEVEL	FUNCTION	FUNCTION VALUE	1	N	2.40184625 GHz	2.374 dBm			2	N	2.40000000 GHz	50.887 dBm			3	N	2.39000000 GHz	54.649 dBm			4	N	2.3899875 GHz	-51.987 dBm		
HF	MODE	FREQ	LEVEL	FUNCTION	FUNCTION VALUE																										
1	N	2.40184625 GHz	2.374 dBm																												
2	N	2.40000000 GHz	50.887 dBm																												
3	N	2.39000000 GHz	54.649 dBm																												
4	N	2.3899875 GHz	-51.987 dBm																												
<p>8DPSK/LCH/Hop</p>	 <table border="1"> <thead> <tr> <th>HF</th> <th>MODE</th> <th>FREQ</th> <th>LEVEL</th> <th>FUNCTION</th> <th>FUNCTION VALUE</th> </tr> </thead> <tbody> <tr> <td>1</td> <td>N</td> <td>2.40386125 GHz</td> <td>0.840 dBm</td> <td></td> <td></td> </tr> <tr> <td>2</td> <td>N</td> <td>2.40000000 GHz</td> <td>54.230 dBm</td> <td></td> <td></td> </tr> <tr> <td>3</td> <td>N</td> <td>2.39000000 GHz</td> <td>54.184 dBm</td> <td></td> <td></td> </tr> <tr> <td>4</td> <td>N</td> <td>2.3789875 GHz</td> <td>-50.865 dBm</td> <td></td> <td></td> </tr> </tbody> </table>	HF	MODE	FREQ	LEVEL	FUNCTION	FUNCTION VALUE	1	N	2.40386125 GHz	0.840 dBm			2	N	2.40000000 GHz	54.230 dBm			3	N	2.39000000 GHz	54.184 dBm			4	N	2.3789875 GHz	-50.865 dBm		
HF	MODE	FREQ	LEVEL	FUNCTION	FUNCTION VALUE																										
1	N	2.40386125 GHz	0.840 dBm																												
2	N	2.40000000 GHz	54.230 dBm																												
3	N	2.39000000 GHz	54.184 dBm																												
4	N	2.3789875 GHz	-50.865 dBm																												
<p>8DPSK/HCH/No Hop</p>	 <table border="1"> <thead> <tr> <th>HF</th> <th>MODE</th> <th>FREQ</th> <th>LEVEL</th> <th>FUNCTION</th> <th>FUNCTION VALUE</th> </tr> </thead> <tbody> <tr> <td>1</td> <td>N</td> <td>2.49015975 GHz</td> <td>1.821 dBm</td> <td></td> <td></td> </tr> <tr> <td>2</td> <td>N</td> <td>2.48350000 GHz</td> <td>54.227 dBm</td> <td></td> <td></td> </tr> <tr> <td>3</td> <td>N</td> <td>2.50000000 GHz</td> <td>53.431 dBm</td> <td></td> <td></td> </tr> <tr> <td>4</td> <td>N</td> <td>2.49810250 GHz</td> <td>-50.873 dBm</td> <td></td> <td></td> </tr> </tbody> </table>	HF	MODE	FREQ	LEVEL	FUNCTION	FUNCTION VALUE	1	N	2.49015975 GHz	1.821 dBm			2	N	2.48350000 GHz	54.227 dBm			3	N	2.50000000 GHz	53.431 dBm			4	N	2.49810250 GHz	-50.873 dBm		
HF	MODE	FREQ	LEVEL	FUNCTION	FUNCTION VALUE																										
1	N	2.49015975 GHz	1.821 dBm																												
2	N	2.48350000 GHz	54.227 dBm																												
3	N	2.50000000 GHz	53.431 dBm																												
4	N	2.49810250 GHz	-50.873 dBm																												

8DPSK/HCH/Hop

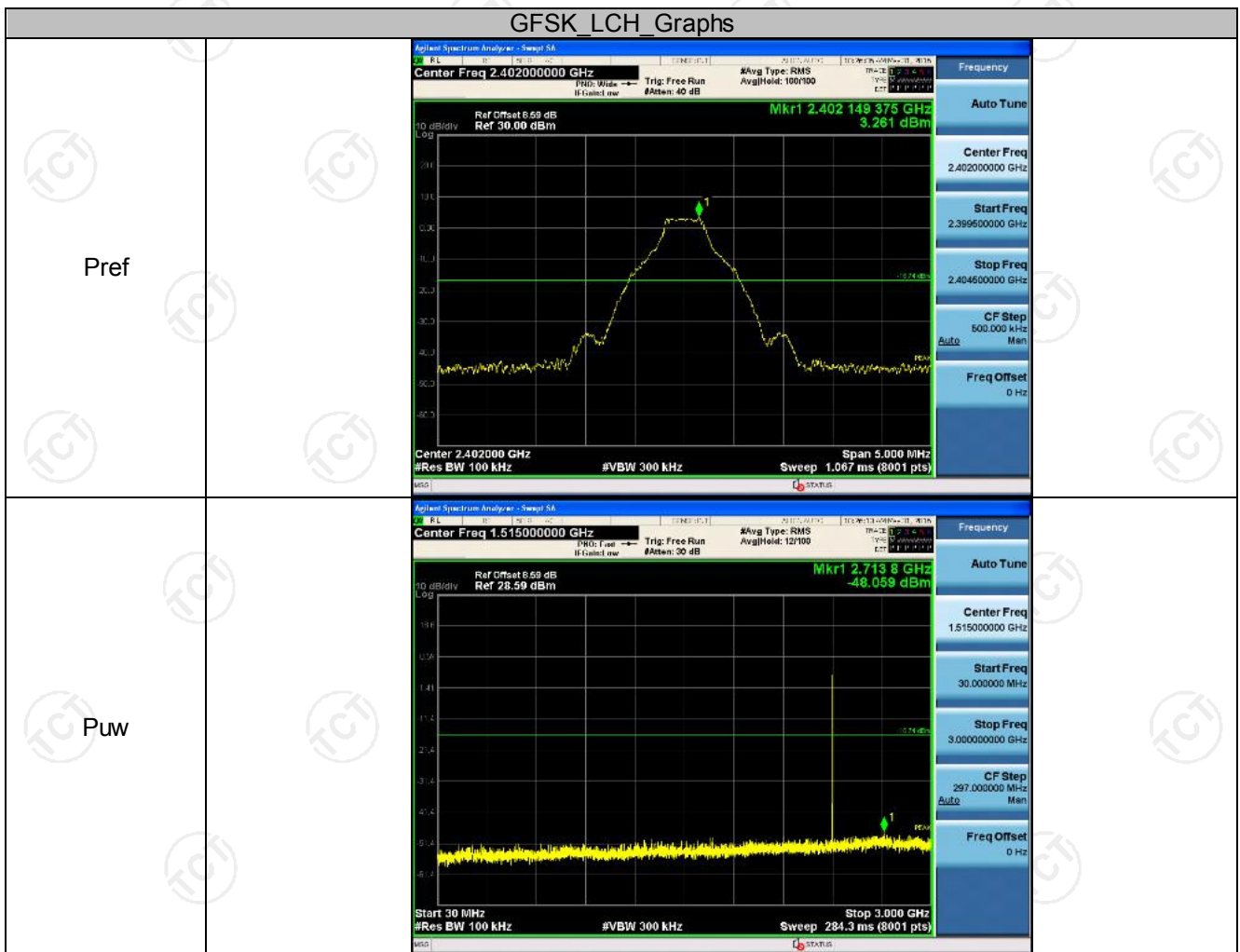


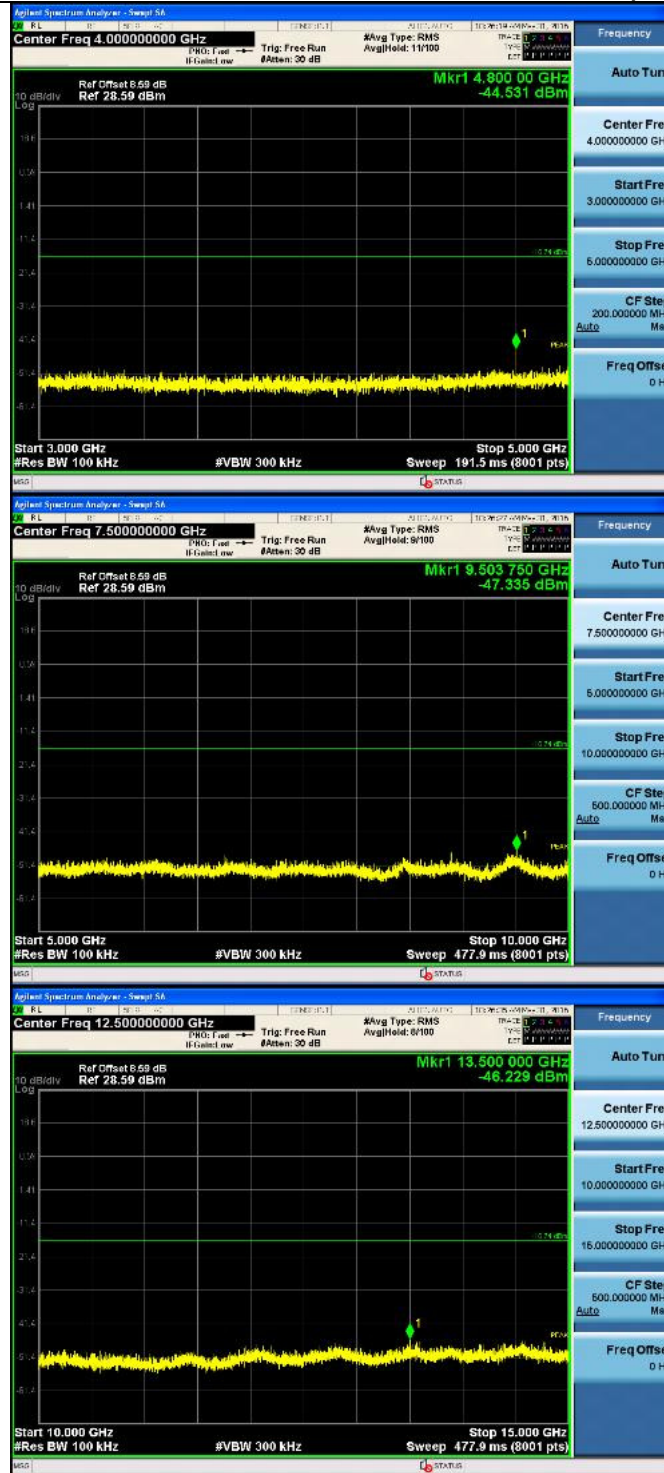
RF Conducted Spurious Emissions

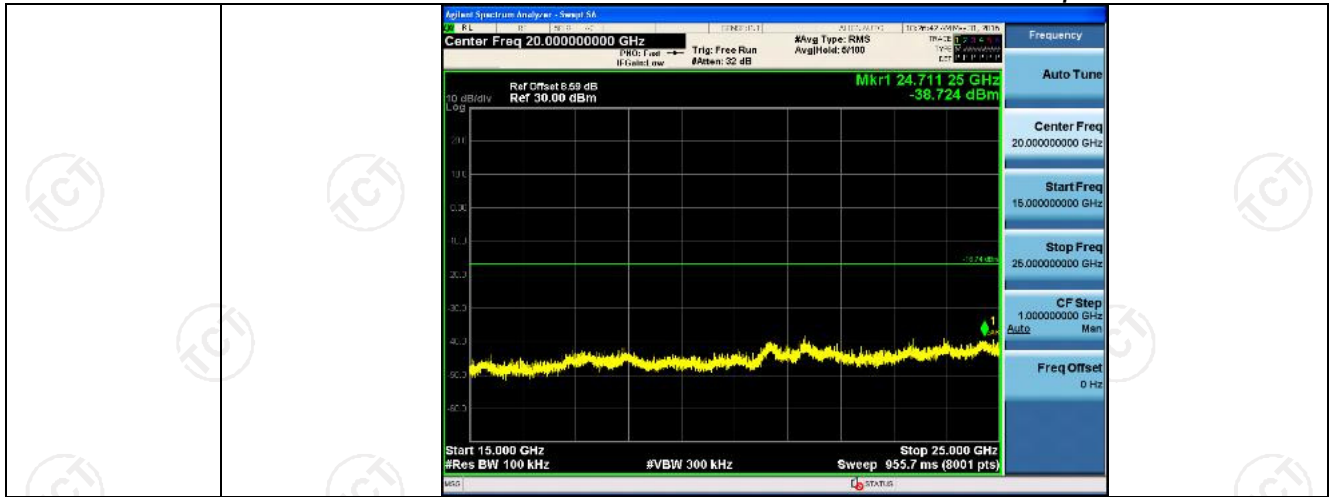
Result Table

Mode	Channel	Pref [dBm]	Puw[dBm]	Verdict
GFSK	LCH	3.261	<Limit	PASS
GFSK	MCH	3.341	<Limit	PASS
GFSK	HCH	2.282	<Limit	PASS
$\pi/4$ DQPSK	LCH	1.921	<Limit	PASS
$\pi/4$ DQPSK	MCH	1.831	<Limit	PASS
$\pi/4$ DQPSK	HCH	1.812	<Limit	PASS
8DPSK	LCH	2.042	<Limit	PASS
8DPSK	MCH	2.239	<Limit	PASS
8DPSK	HCH	1.626	<Limit	PASS

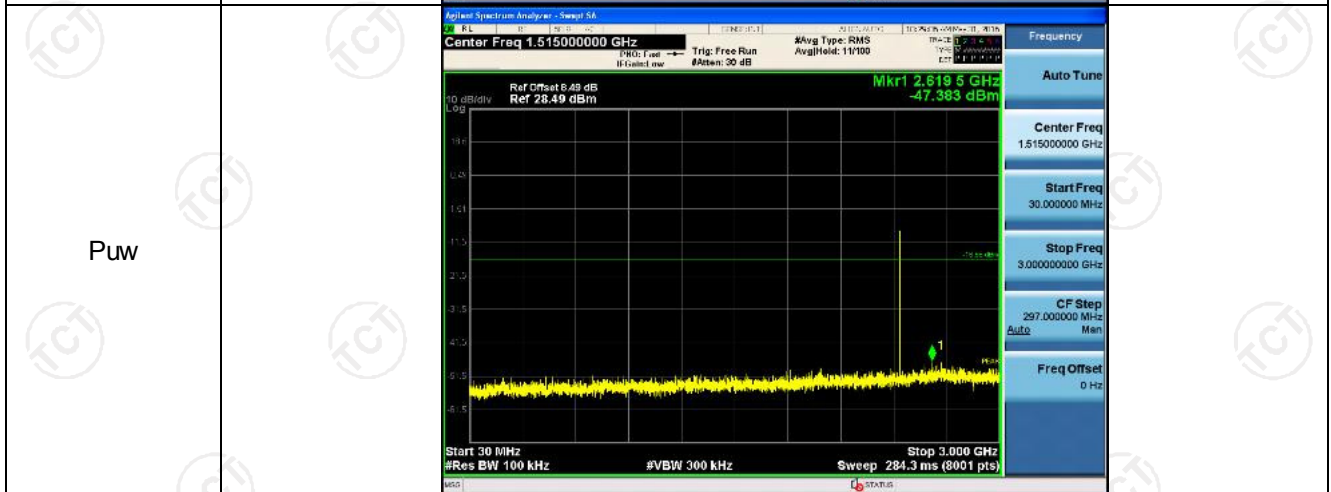
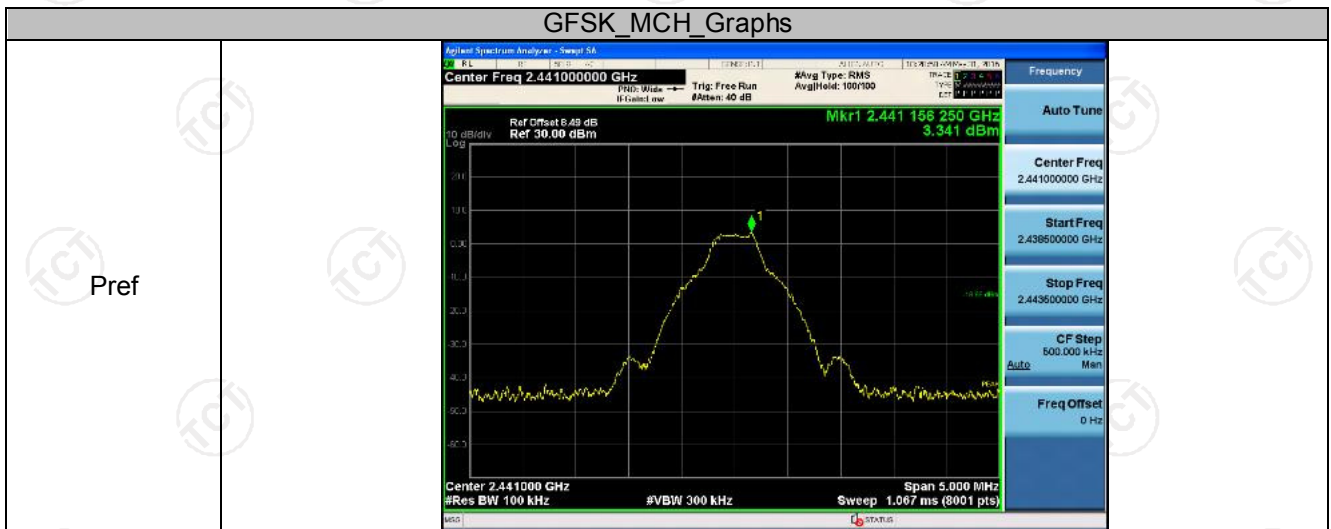
Test Graph

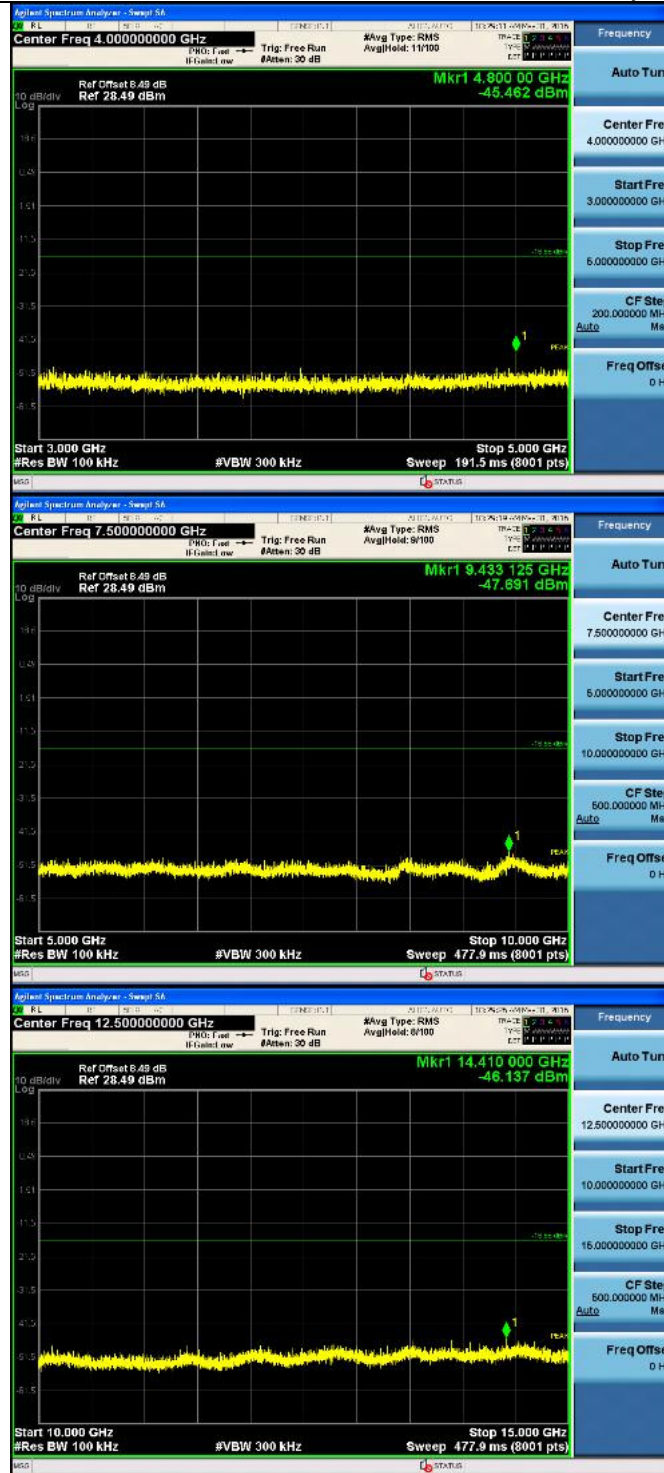






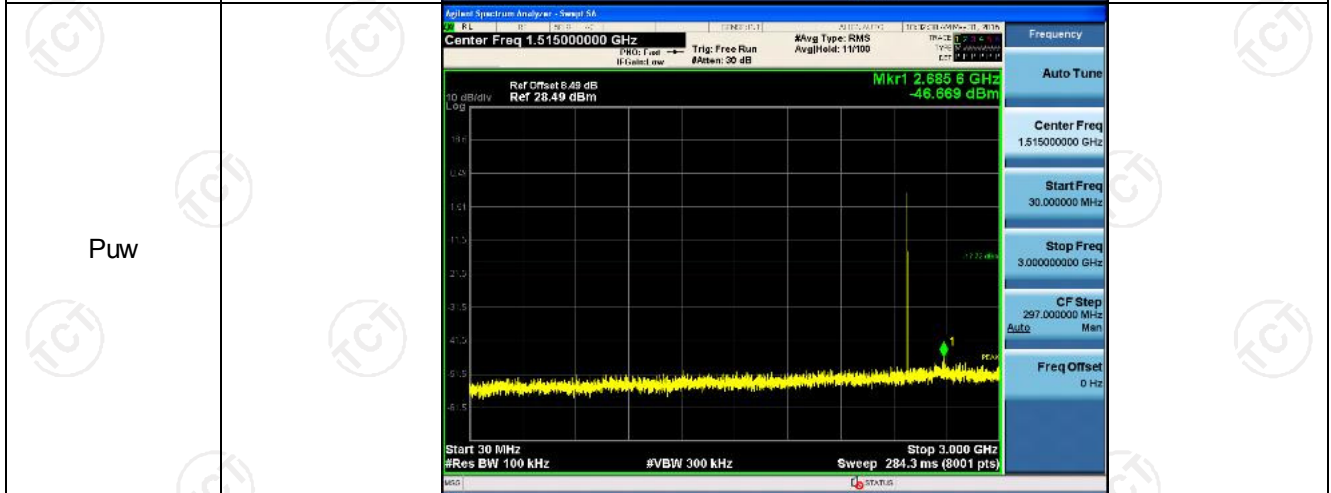
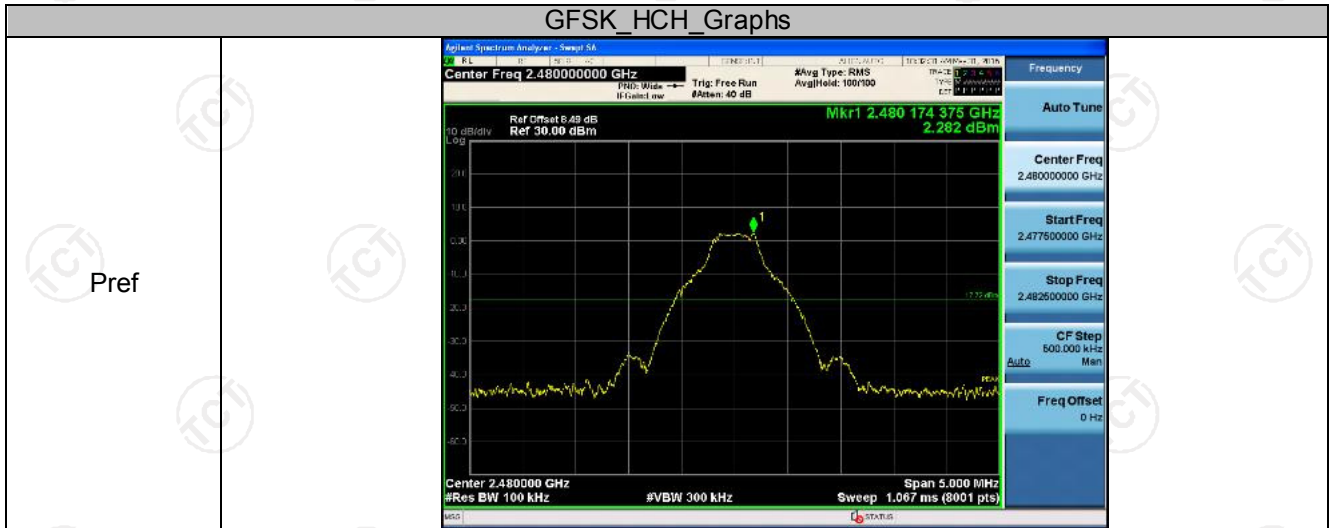
GFSK_MCH_Graphs

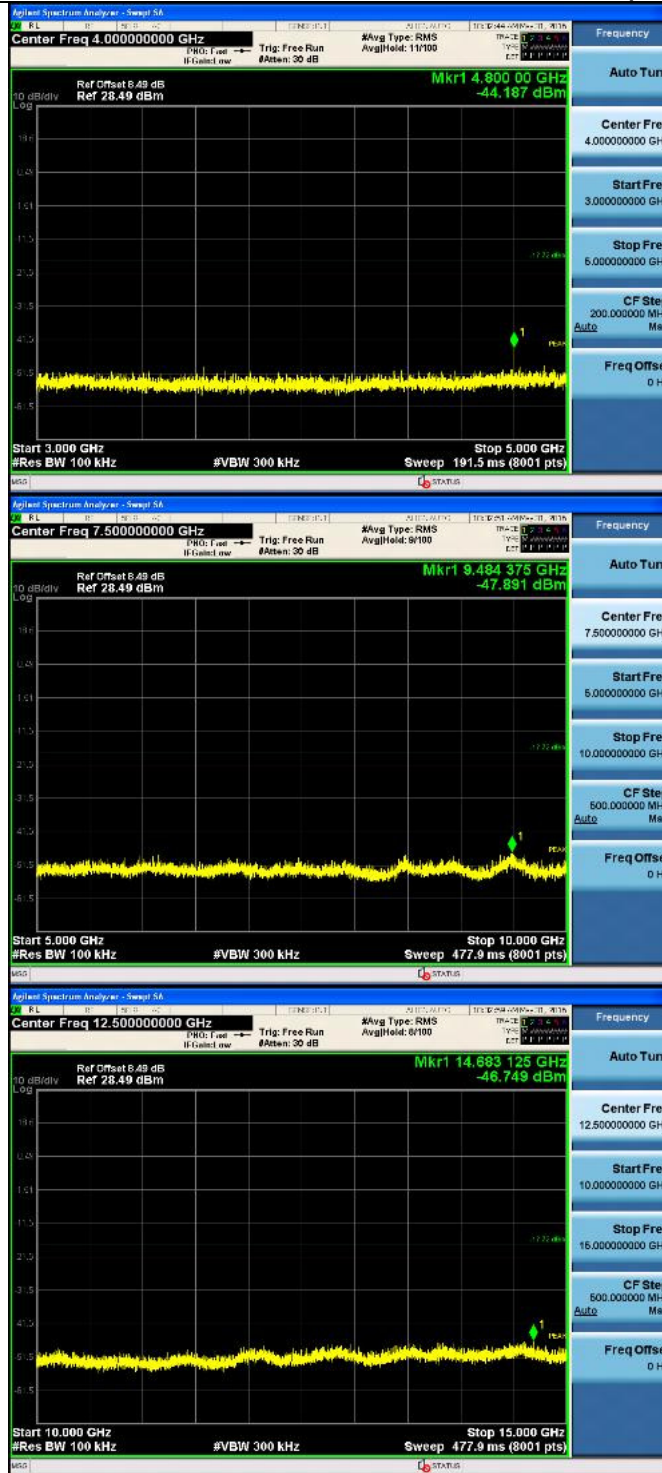


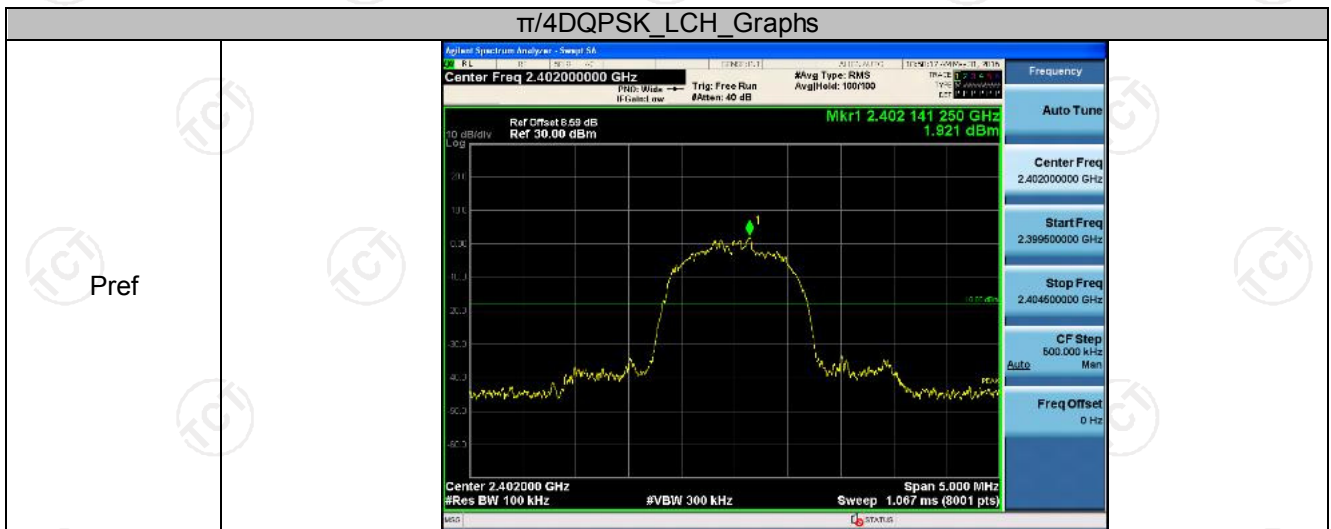




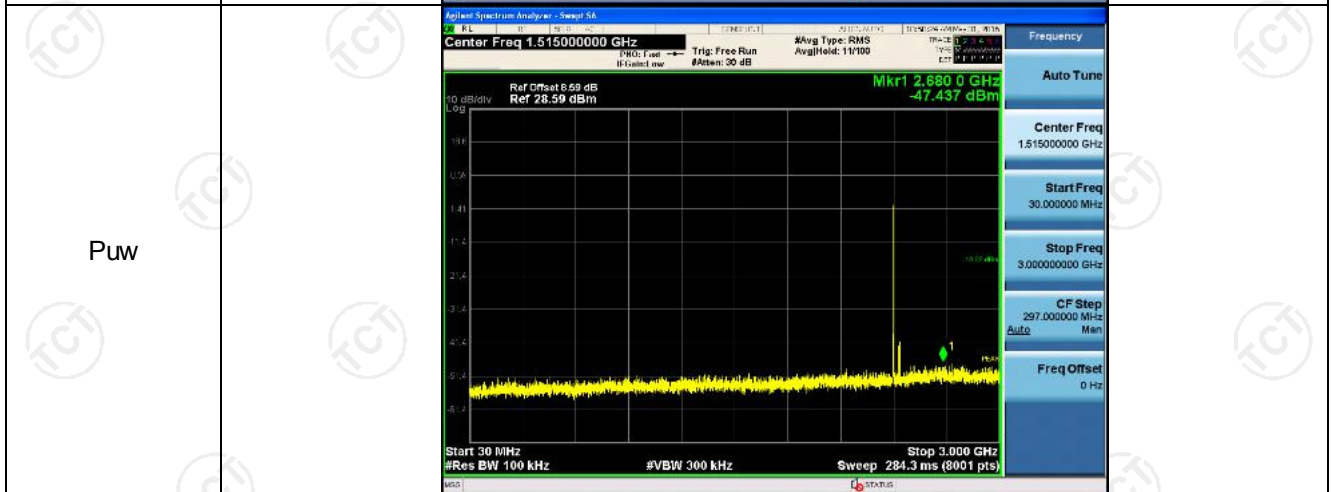
GFSK_HCH_Graphs



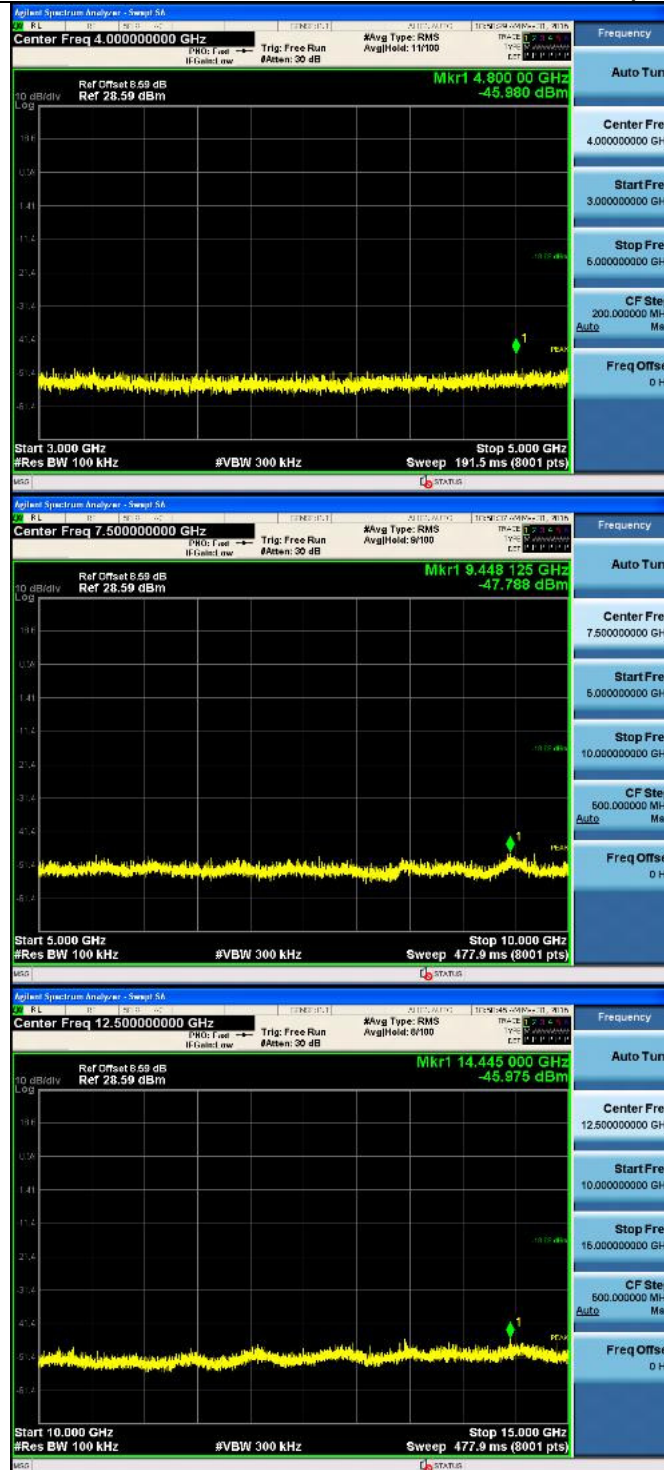


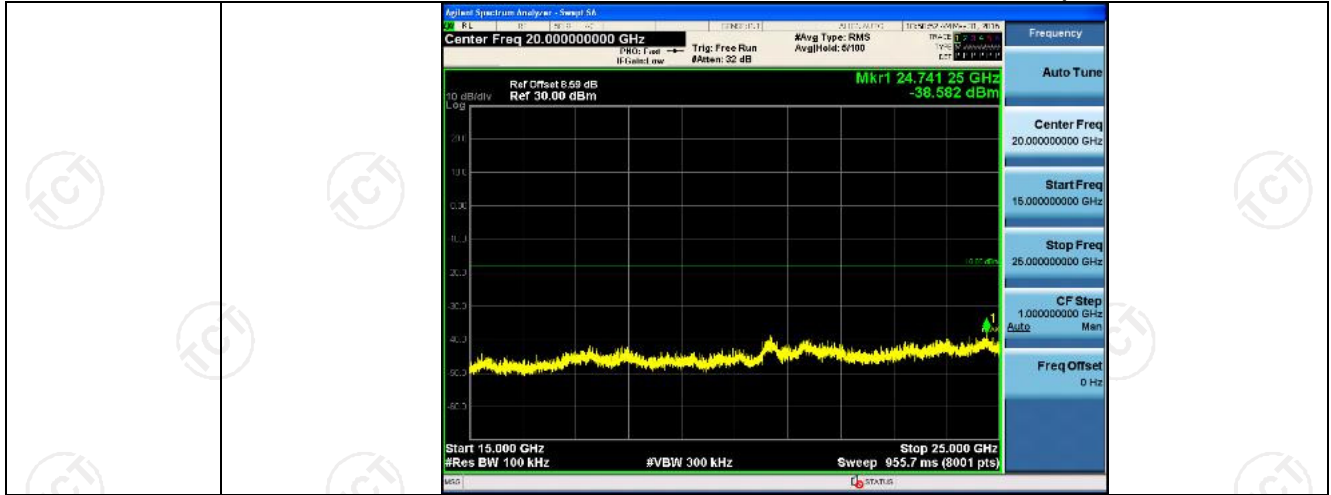


Pref

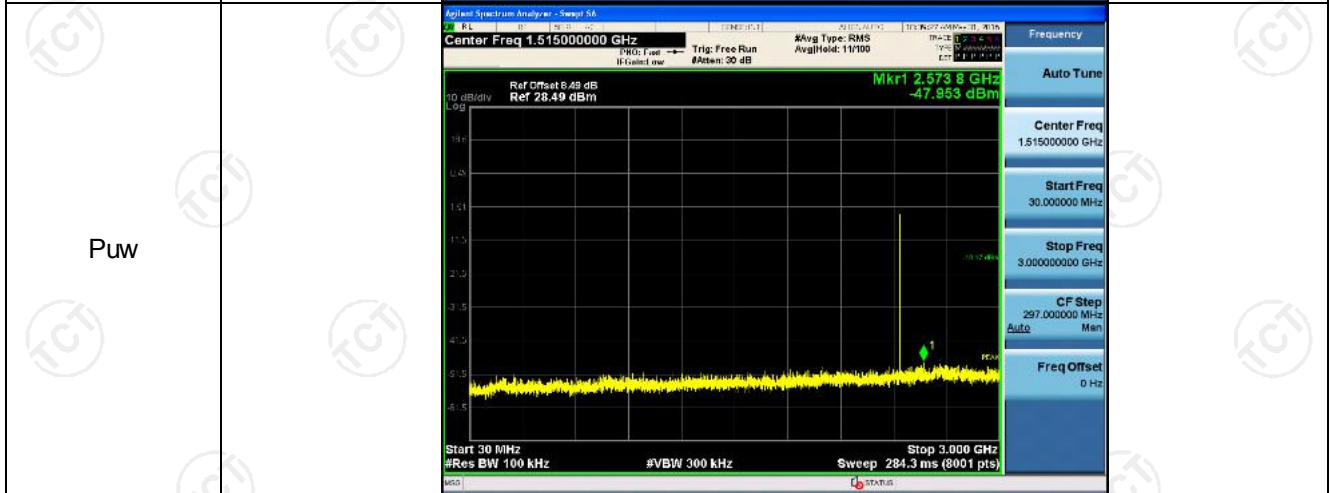
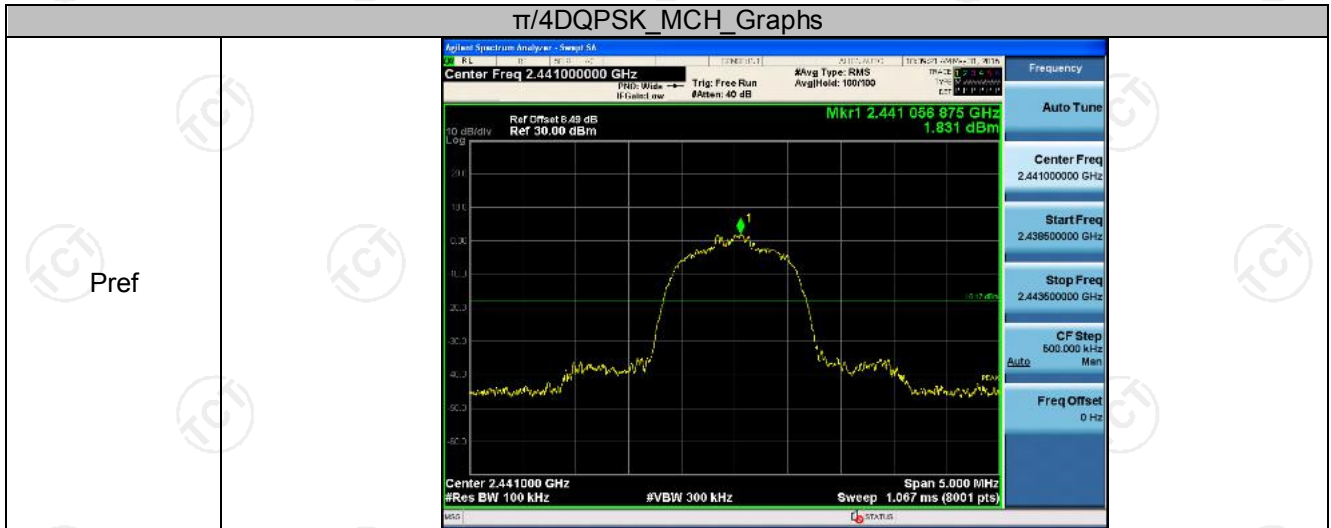


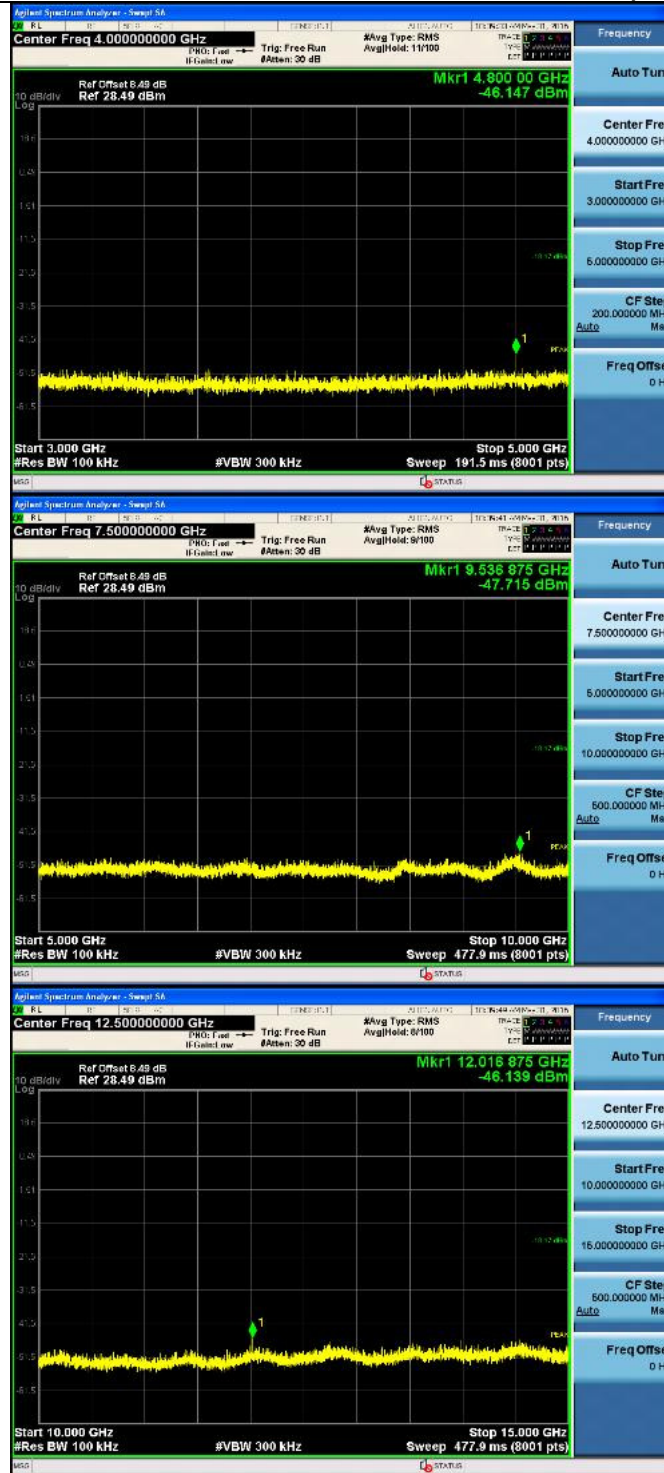
Puw

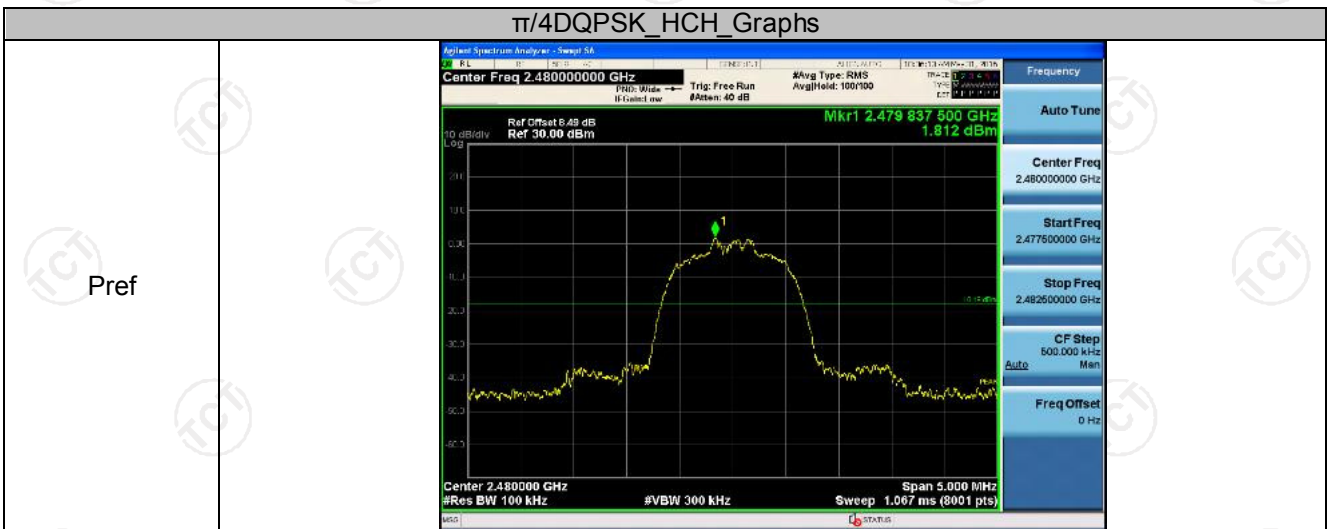




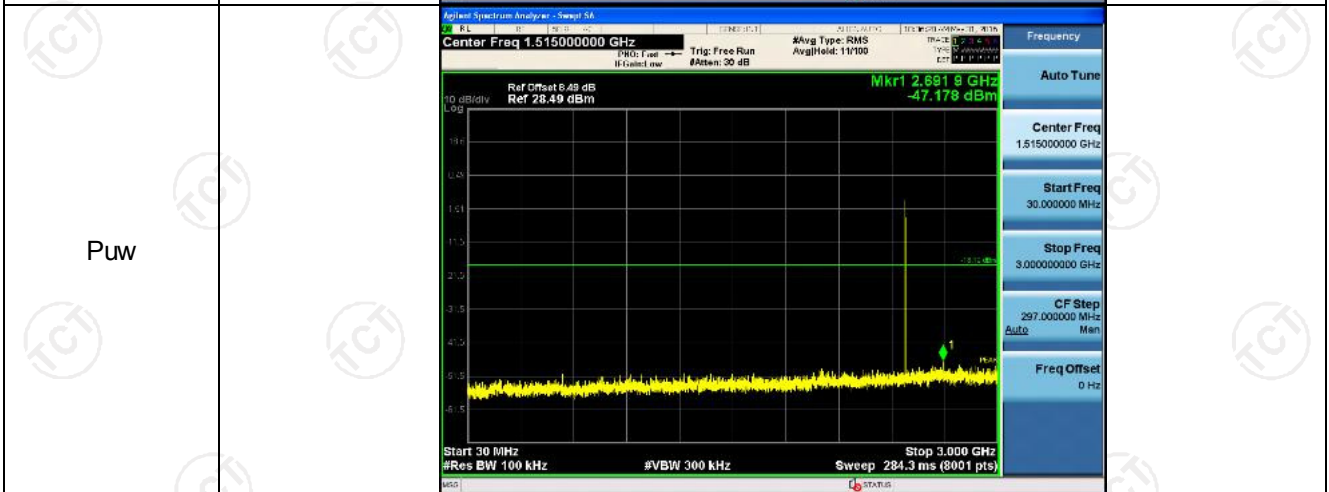
$\pi/4$ DQPSK_MCH_Graphs



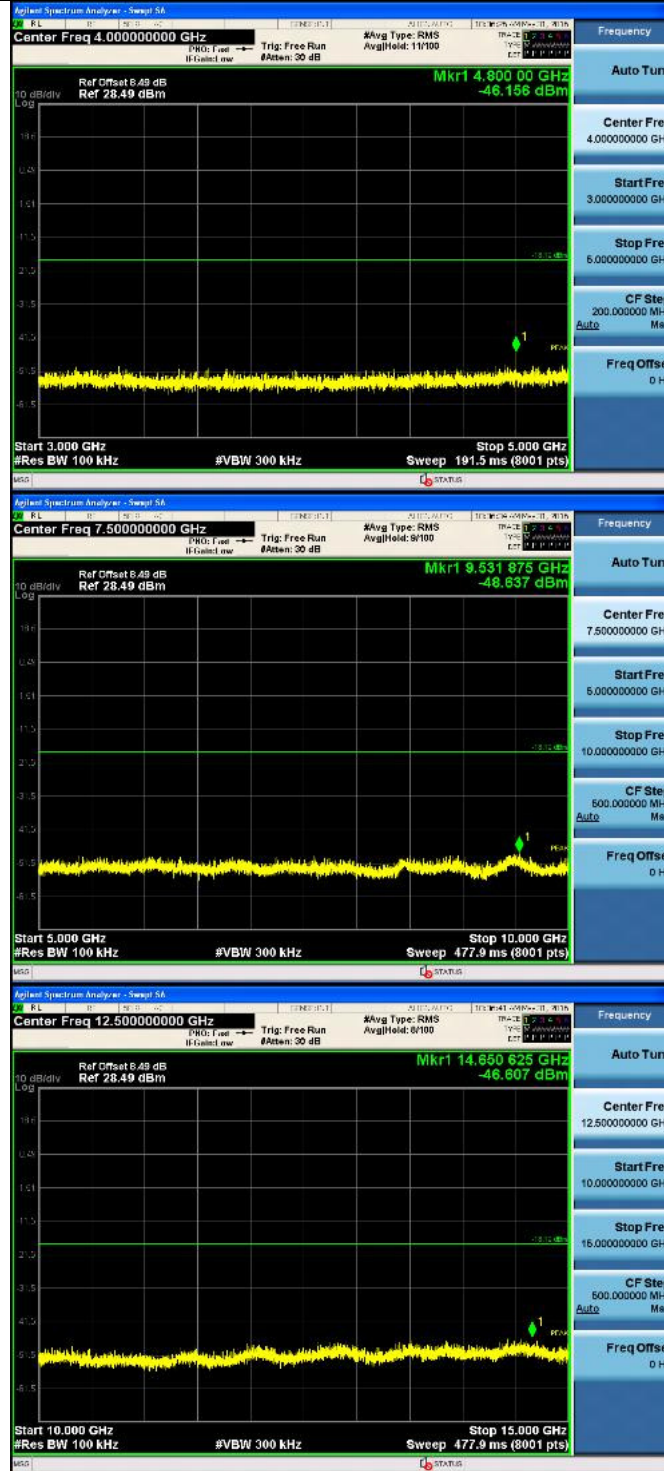


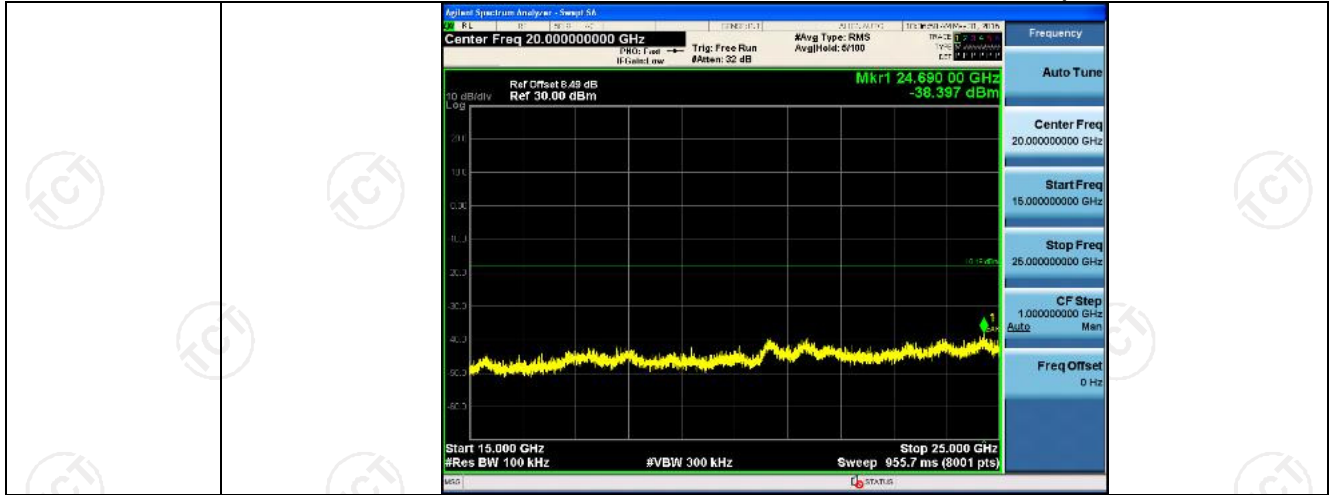


Pref

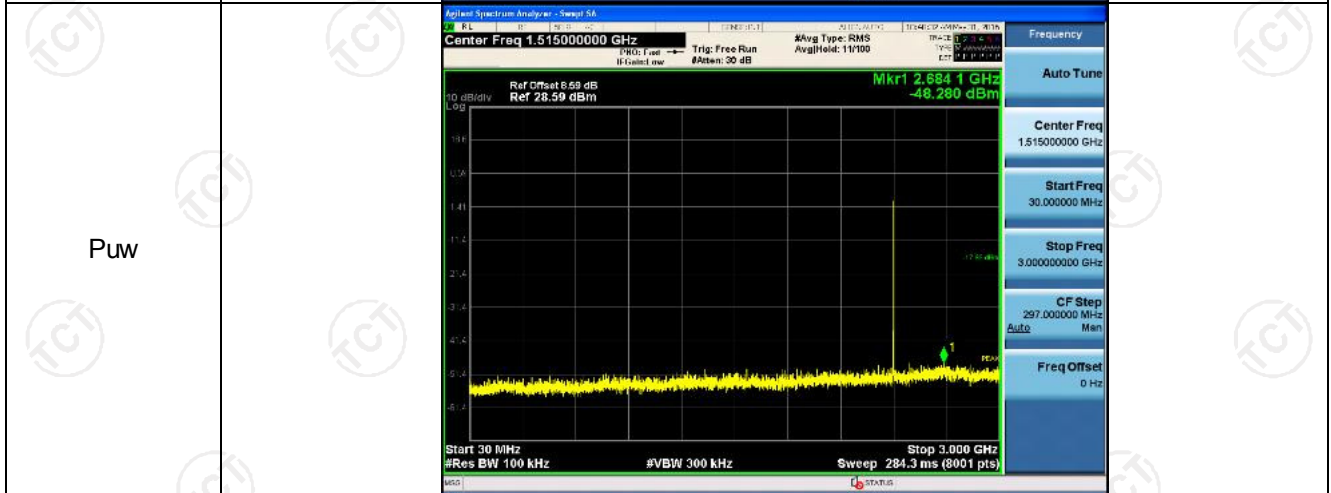
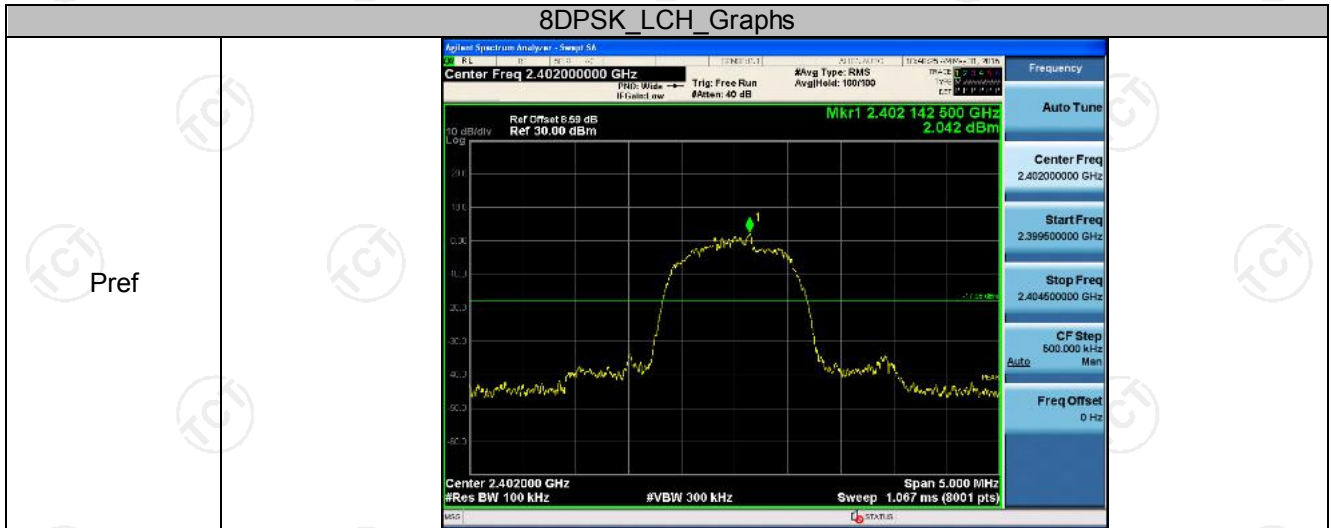


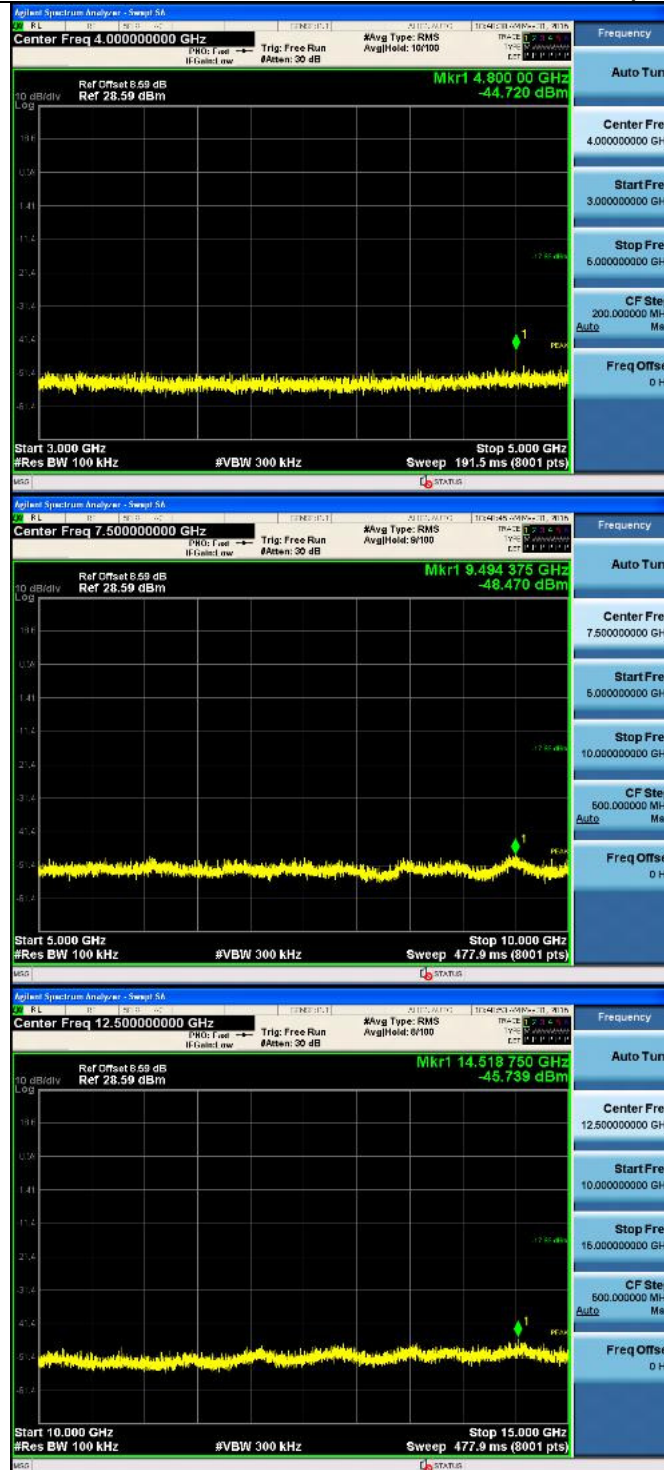
Puw

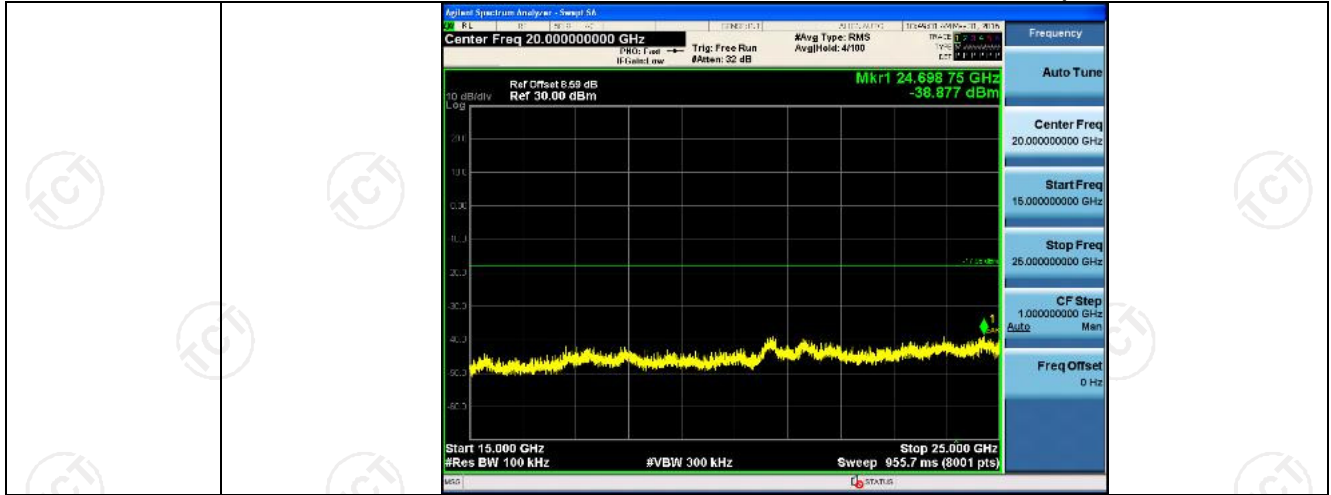




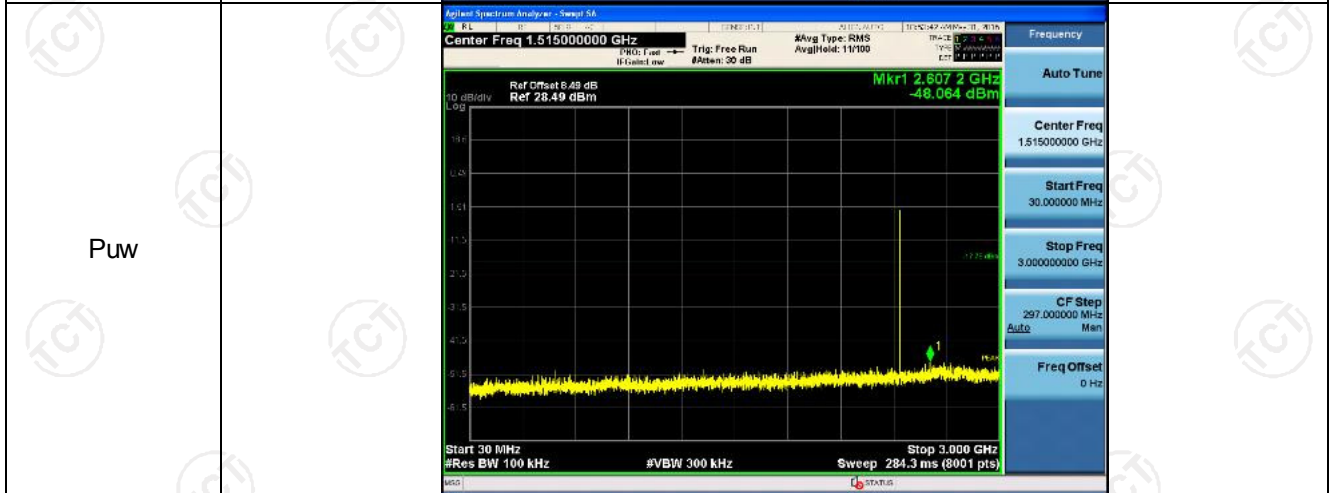
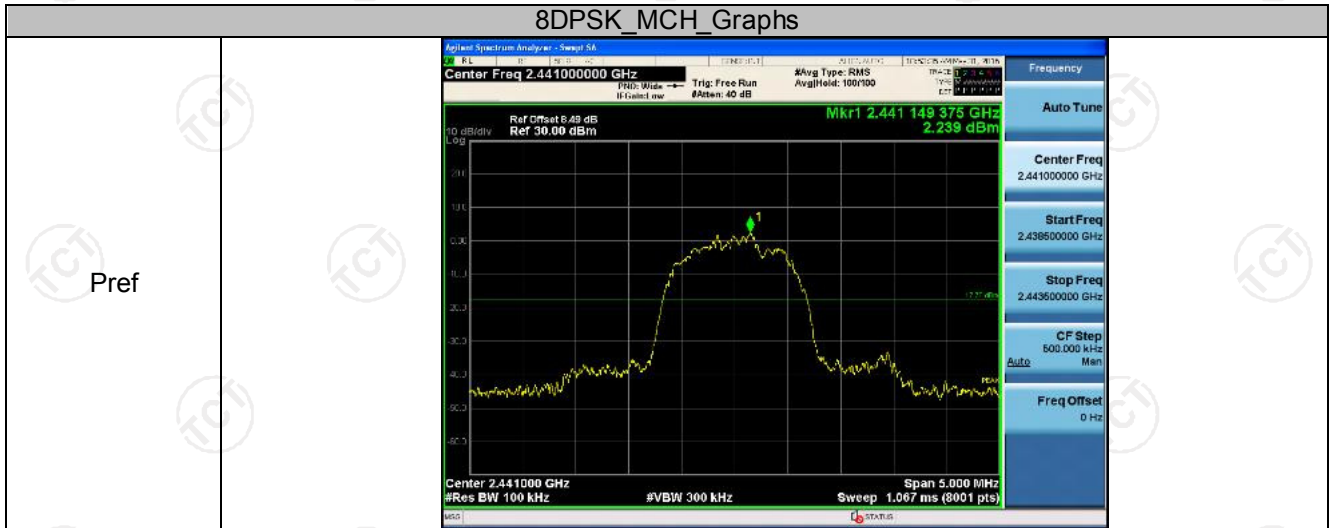
8DPSK_LCH_Graphs

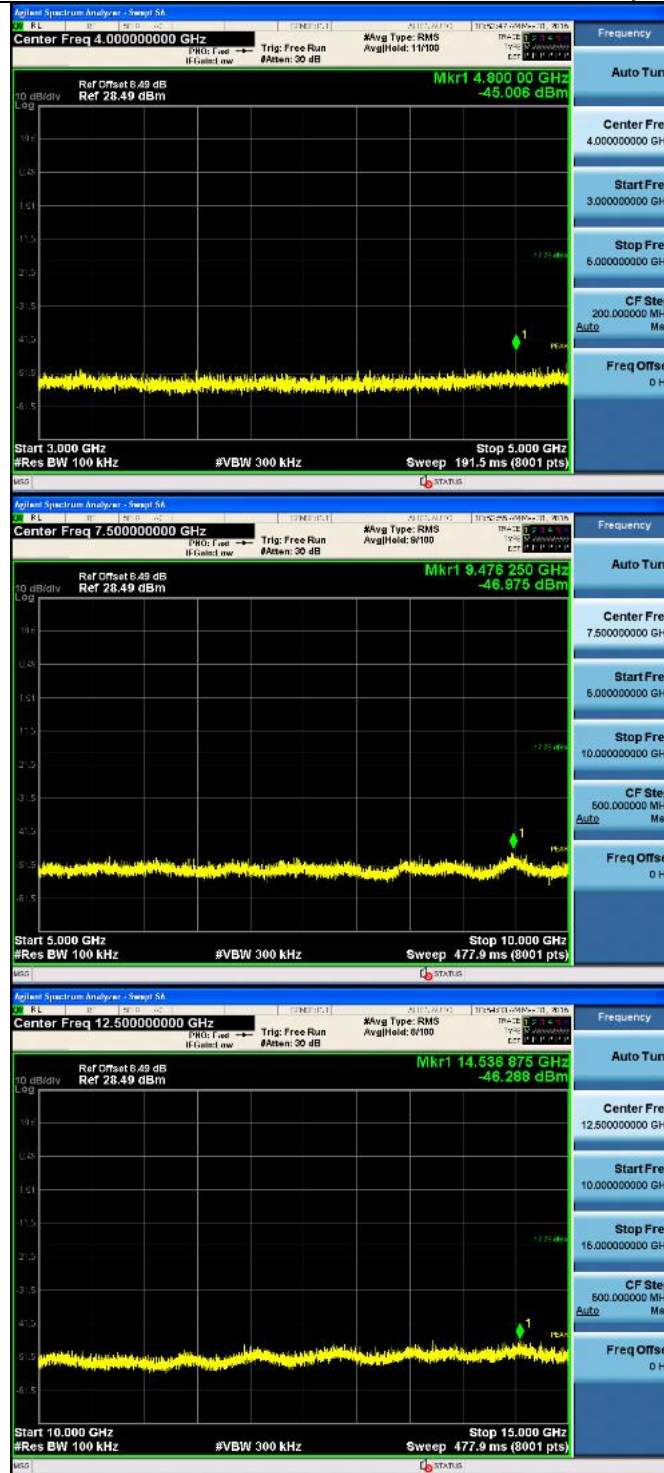


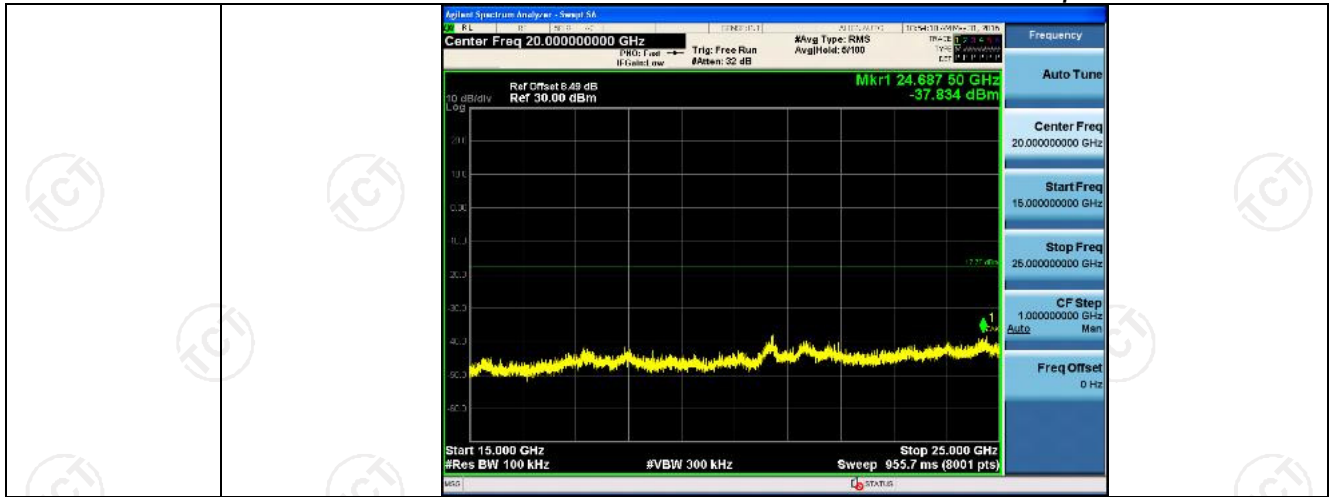




8DPSK_MCH_Graphs







8DPSK_HCH_Graphs

