

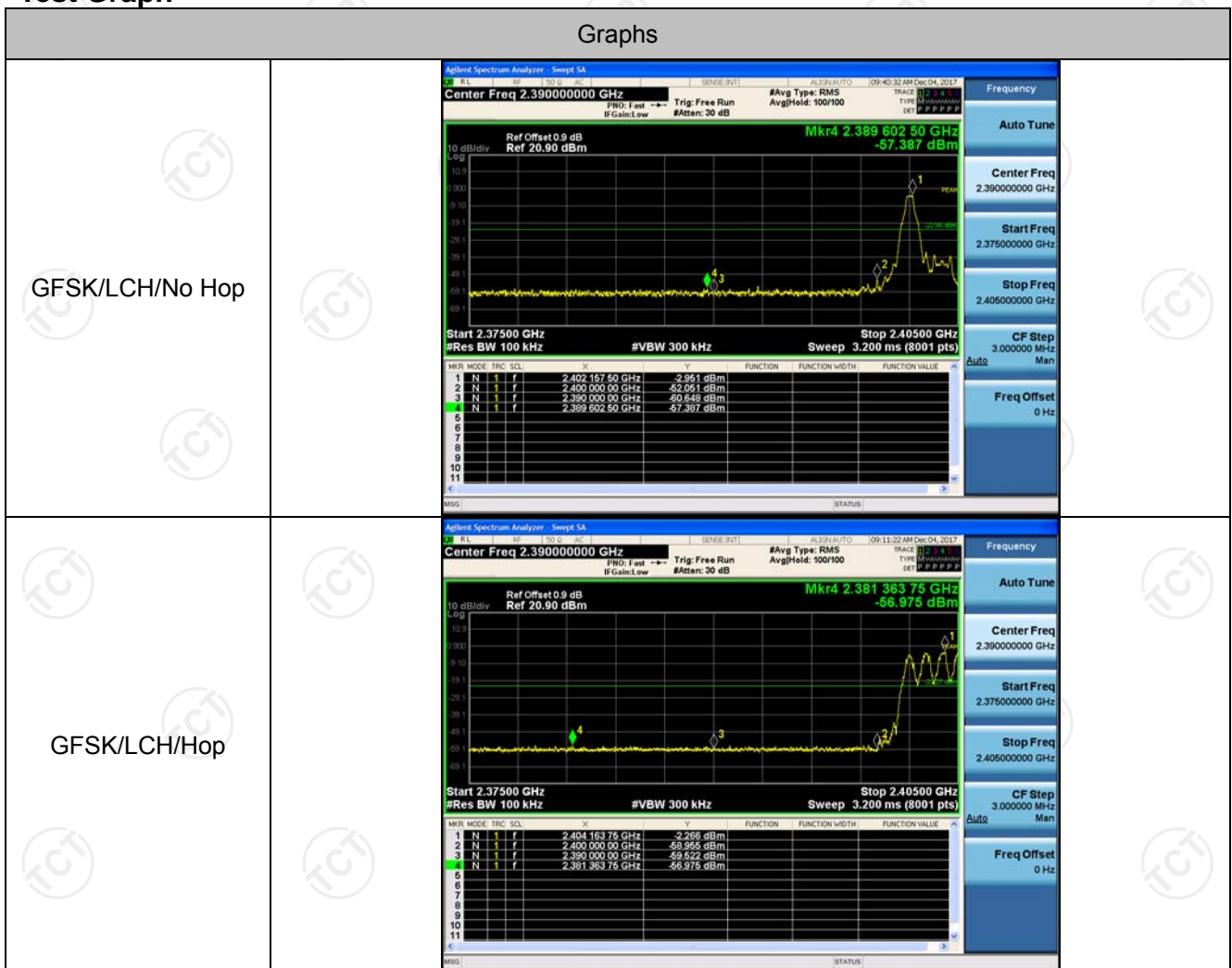
Band-edge for RF Conducted Emissions

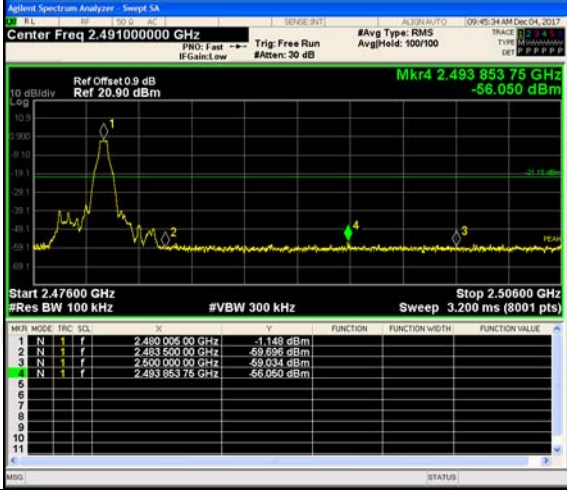
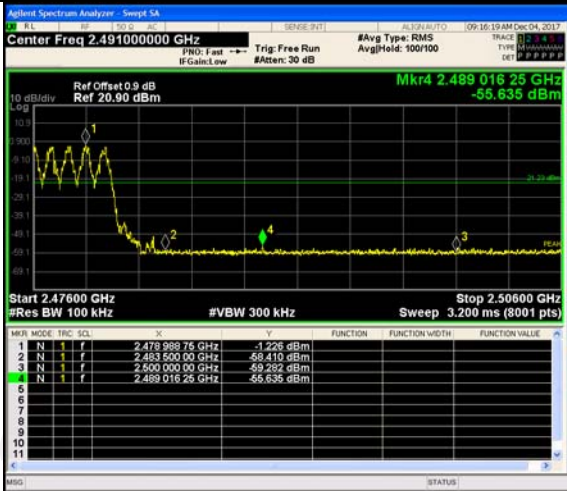
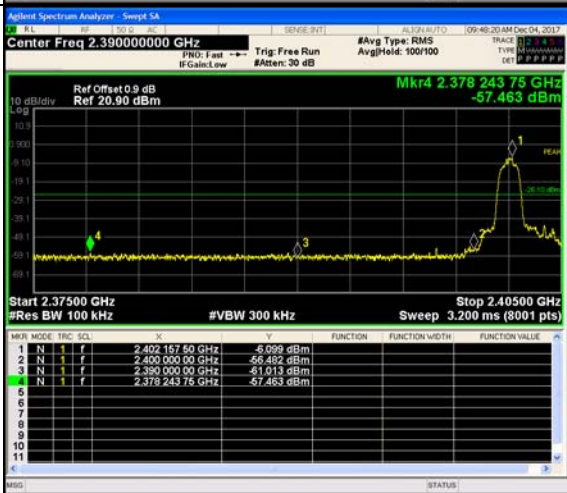
Result Table

Mode	Channel	Carrier Frequency [MHz]	Carrier Power [dBm]	Frequency Hopping	Max Spurious Level [dBm]	Limit [dBm]	Verdict
GFSK	LCH	2402	-2.951	Off	-57.387	-22.95	PASS
			-2.266	On	-56.975	-22.27	PASS
GFSK	HCH	2480	-1.148	Off	-56.050	-21.15	PASS
			-1.226	On	-55.635	-21.23	PASS
$\pi/4$ DQPSK	LCH	2402	-6.099	Off	-57.463	-26.1	PASS
			-5.322	On	-57.000	-25.32	PASS
$\pi/4$ DQPSK	HCH	2480	-4.289	Off	-56.394	-24.29	PASS
			-4.981	On	-56.137	-24.98	PASS
8DPSK	LCH	2402	-6.114	Off	-57.138	-26.11	PASS
			-7.615	On	-56.810	-27.62	PASS
8DPSK	HCH	2480	-4.268	Off	-56.598	-24.27	PASS
			-7.626	On	-56.679	-27.63	PASS

Test Graph

Graphs

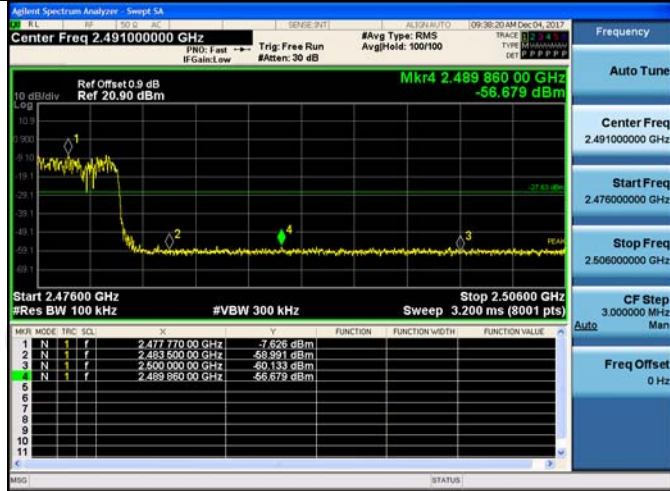


<p>GFSK/HCH/No Hop</p>	 <table border="1" data-bbox="608 517 1177 651"> <thead> <tr> <th>MNR</th> <th>MODE</th> <th>TRIG</th> <th>SCL</th> <th>X</th> <th>Y</th> <th>FUNCTION</th> <th>FUNCTION WIDTH</th> <th>FUNCTION VALUE</th> </tr> </thead> <tbody> <tr> <td>1</td> <td>N</td> <td>1</td> <td>f</td> <td>2.493 006 00 GHz</td> <td>-1.148 dBm</td> <td></td> <td></td> <td></td> </tr> <tr> <td>2</td> <td>N</td> <td>1</td> <td>f</td> <td>2.493 500 00 GHz</td> <td>-59.636 dBm</td> <td></td> <td></td> <td></td> </tr> <tr> <td>3</td> <td>N</td> <td>1</td> <td>f</td> <td>2.500 000 00 GHz</td> <td>-59.634 dBm</td> <td></td> <td></td> <td></td> </tr> <tr> <td>4</td> <td>N</td> <td>1</td> <td>f</td> <td>2.493 853 75 GHz</td> <td>-56.050 dBm</td> <td></td> <td></td> <td></td> </tr> </tbody> </table>	MNR	MODE	TRIG	SCL	X	Y	FUNCTION	FUNCTION WIDTH	FUNCTION VALUE	1	N	1	f	2.493 006 00 GHz	-1.148 dBm				2	N	1	f	2.493 500 00 GHz	-59.636 dBm				3	N	1	f	2.500 000 00 GHz	-59.634 dBm				4	N	1	f	2.493 853 75 GHz	-56.050 dBm			
MNR	MODE	TRIG	SCL	X	Y	FUNCTION	FUNCTION WIDTH	FUNCTION VALUE																																						
1	N	1	f	2.493 006 00 GHz	-1.148 dBm																																									
2	N	1	f	2.493 500 00 GHz	-59.636 dBm																																									
3	N	1	f	2.500 000 00 GHz	-59.634 dBm																																									
4	N	1	f	2.493 853 75 GHz	-56.050 dBm																																									
<p>GFSK/HCH/Hop</p>	 <table border="1" data-bbox="608 1010 1177 1144"> <thead> <tr> <th>MNR</th> <th>MODE</th> <th>TRIG</th> <th>SCL</th> <th>X</th> <th>Y</th> <th>FUNCTION</th> <th>FUNCTION WIDTH</th> <th>FUNCTION VALUE</th> </tr> </thead> <tbody> <tr> <td>1</td> <td>N</td> <td>1</td> <td>f</td> <td>2.478 988 75 GHz</td> <td>-1.225 dBm</td> <td></td> <td></td> <td></td> </tr> <tr> <td>2</td> <td>N</td> <td>1</td> <td>f</td> <td>2.483 500 00 GHz</td> <td>-59.210 dBm</td> <td></td> <td></td> <td></td> </tr> <tr> <td>3</td> <td>N</td> <td>1</td> <td>f</td> <td>2.500 000 00 GHz</td> <td>-59.282 dBm</td> <td></td> <td></td> <td></td> </tr> <tr> <td>4</td> <td>N</td> <td>1</td> <td>f</td> <td>2.489 016 25 GHz</td> <td>-55.635 dBm</td> <td></td> <td></td> <td></td> </tr> </tbody> </table>	MNR	MODE	TRIG	SCL	X	Y	FUNCTION	FUNCTION WIDTH	FUNCTION VALUE	1	N	1	f	2.478 988 75 GHz	-1.225 dBm				2	N	1	f	2.483 500 00 GHz	-59.210 dBm				3	N	1	f	2.500 000 00 GHz	-59.282 dBm				4	N	1	f	2.489 016 25 GHz	-55.635 dBm			
MNR	MODE	TRIG	SCL	X	Y	FUNCTION	FUNCTION WIDTH	FUNCTION VALUE																																						
1	N	1	f	2.478 988 75 GHz	-1.225 dBm																																									
2	N	1	f	2.483 500 00 GHz	-59.210 dBm																																									
3	N	1	f	2.500 000 00 GHz	-59.282 dBm																																									
4	N	1	f	2.489 016 25 GHz	-55.635 dBm																																									
<p>$\pi/4$DQPSK/LCH/No Hop</p>	 <table border="1" data-bbox="608 1480 1177 1615"> <thead> <tr> <th>MNR</th> <th>MODE</th> <th>TRIG</th> <th>SCL</th> <th>X</th> <th>Y</th> <th>FUNCTION</th> <th>FUNCTION WIDTH</th> <th>FUNCTION VALUE</th> </tr> </thead> <tbody> <tr> <td>1</td> <td>N</td> <td>1</td> <td>f</td> <td>2.402 157 50 GHz</td> <td>-5.099 dBm</td> <td></td> <td></td> <td></td> </tr> <tr> <td>2</td> <td>N</td> <td>1</td> <td>f</td> <td>2.400 000 00 GHz</td> <td>-56.482 dBm</td> <td></td> <td></td> <td></td> </tr> <tr> <td>3</td> <td>N</td> <td>1</td> <td>f</td> <td>2.390 000 00 GHz</td> <td>-61.013 dBm</td> <td></td> <td></td> <td></td> </tr> <tr> <td>4</td> <td>N</td> <td>1</td> <td>f</td> <td>2.378 243 75 GHz</td> <td>-57.463 dBm</td> <td></td> <td></td> <td></td> </tr> </tbody> </table>	MNR	MODE	TRIG	SCL	X	Y	FUNCTION	FUNCTION WIDTH	FUNCTION VALUE	1	N	1	f	2.402 157 50 GHz	-5.099 dBm				2	N	1	f	2.400 000 00 GHz	-56.482 dBm				3	N	1	f	2.390 000 00 GHz	-61.013 dBm				4	N	1	f	2.378 243 75 GHz	-57.463 dBm			
MNR	MODE	TRIG	SCL	X	Y	FUNCTION	FUNCTION WIDTH	FUNCTION VALUE																																						
1	N	1	f	2.402 157 50 GHz	-5.099 dBm																																									
2	N	1	f	2.400 000 00 GHz	-56.482 dBm																																									
3	N	1	f	2.390 000 00 GHz	-61.013 dBm																																									
4	N	1	f	2.378 243 75 GHz	-57.463 dBm																																									

<p>$\pi/4$DQPSK/LCH/Hop</p>	<p>Agilent Spectrum Analyzer - Swept SA</p> <p>Center Freq 2.39000000 GHz</p> <p>Ref Offset 0.9 dB Ref 20.90 dBm</p> <p>Mkr4 2.387 637 50 GHz -57.000 dBm</p> <p>Start 2.37500 GHz #Res BW 100 kHz #VBW 300 kHz Stop 2.40500 GHz Sweep 3.200 ms (8001 pts)</p> <table border="1"> <thead> <tr> <th>MNR</th> <th>MODE</th> <th>TRIG</th> <th>SCL</th> <th>X</th> <th>Y</th> <th>FUNCTION</th> <th>FUNCTION WIDTH</th> <th>FUNCTION VALUE</th> </tr> </thead> <tbody> <tr> <td>1</td> <td>N</td> <td>1</td> <td>f</td> <td>2.403 162 50 GHz</td> <td>-5.322 dBm</td> <td></td> <td></td> <td></td> </tr> <tr> <td>2</td> <td>N</td> <td>1</td> <td>f</td> <td>2.400 000 00 GHz</td> <td>-58.477 dBm</td> <td></td> <td></td> <td></td> </tr> <tr> <td>3</td> <td>N</td> <td>1</td> <td>f</td> <td>2.398 000 00 GHz</td> <td>-59.040 dBm</td> <td></td> <td></td> <td></td> </tr> <tr> <td>4</td> <td>N</td> <td>1</td> <td>f</td> <td>2.387 637 50 GHz</td> <td>-57.000 dBm</td> <td></td> <td></td> <td></td> </tr> </tbody> </table>	MNR	MODE	TRIG	SCL	X	Y	FUNCTION	FUNCTION WIDTH	FUNCTION VALUE	1	N	1	f	2.403 162 50 GHz	-5.322 dBm				2	N	1	f	2.400 000 00 GHz	-58.477 dBm				3	N	1	f	2.398 000 00 GHz	-59.040 dBm				4	N	1	f	2.387 637 50 GHz	-57.000 dBm			
MNR	MODE	TRIG	SCL	X	Y	FUNCTION	FUNCTION WIDTH	FUNCTION VALUE																																						
1	N	1	f	2.403 162 50 GHz	-5.322 dBm																																									
2	N	1	f	2.400 000 00 GHz	-58.477 dBm																																									
3	N	1	f	2.398 000 00 GHz	-59.040 dBm																																									
4	N	1	f	2.387 637 50 GHz	-57.000 dBm																																									
<p>$\pi/4$DQPSK/HCH/No Hop</p>	<p>Agilent Spectrum Analyzer - Swept SA</p> <p>Center Freq 2.49100000 GHz</p> <p>Ref Offset 0.9 dB Ref 20.90 dBm</p> <p>Mkr4 2.492 676 25 GHz -56.394 dBm</p> <p>Start 2.47600 GHz #Res BW 100 kHz #VBW 300 kHz Stop 2.50600 GHz Sweep 3.200 ms (8001 pts)</p> <table border="1"> <thead> <tr> <th>MNR</th> <th>MODE</th> <th>TRIG</th> <th>SCL</th> <th>X</th> <th>Y</th> <th>FUNCTION</th> <th>FUNCTION WIDTH</th> <th>FUNCTION VALUE</th> </tr> </thead> <tbody> <tr> <td>1</td> <td>N</td> <td>1</td> <td>f</td> <td>2.490 001 25 GHz</td> <td>-4.289 dBm</td> <td></td> <td></td> <td></td> </tr> <tr> <td>2</td> <td>N</td> <td>1</td> <td>f</td> <td>2.483 500 00 GHz</td> <td>-59.821 dBm</td> <td></td> <td></td> <td></td> </tr> <tr> <td>3</td> <td>N</td> <td>1</td> <td>f</td> <td>2.500 000 00 GHz</td> <td>-58.947 dBm</td> <td></td> <td></td> <td></td> </tr> <tr> <td>4</td> <td>N</td> <td>1</td> <td>f</td> <td>2.492 676 25 GHz</td> <td>-56.394 dBm</td> <td></td> <td></td> <td></td> </tr> </tbody> </table>	MNR	MODE	TRIG	SCL	X	Y	FUNCTION	FUNCTION WIDTH	FUNCTION VALUE	1	N	1	f	2.490 001 25 GHz	-4.289 dBm				2	N	1	f	2.483 500 00 GHz	-59.821 dBm				3	N	1	f	2.500 000 00 GHz	-58.947 dBm				4	N	1	f	2.492 676 25 GHz	-56.394 dBm			
MNR	MODE	TRIG	SCL	X	Y	FUNCTION	FUNCTION WIDTH	FUNCTION VALUE																																						
1	N	1	f	2.490 001 25 GHz	-4.289 dBm																																									
2	N	1	f	2.483 500 00 GHz	-59.821 dBm																																									
3	N	1	f	2.500 000 00 GHz	-58.947 dBm																																									
4	N	1	f	2.492 676 25 GHz	-56.394 dBm																																									
<p>$\pi/4$DQPSK/HCH/Hop</p>	<p>Agilent Spectrum Analyzer - Swept SA</p> <p>Center Freq 2.49100000 GHz</p> <p>Ref Offset 0.9 dB Ref 20.90 dBm</p> <p>Mkr4 2.497 663 75 GHz -56.137 dBm</p> <p>Start 2.47600 GHz #Res BW 100 kHz #VBW 300 kHz Stop 2.50600 GHz Sweep 3.200 ms (8001 pts)</p> <table border="1"> <thead> <tr> <th>MNR</th> <th>MODE</th> <th>TRIG</th> <th>SCL</th> <th>X</th> <th>Y</th> <th>FUNCTION</th> <th>FUNCTION WIDTH</th> <th>FUNCTION VALUE</th> </tr> </thead> <tbody> <tr> <td>1</td> <td>N</td> <td>1</td> <td>f</td> <td>2.476 162 50 GHz</td> <td>-4.981 dBm</td> <td></td> <td></td> <td></td> </tr> <tr> <td>2</td> <td>N</td> <td>1</td> <td>f</td> <td>2.483 500 00 GHz</td> <td>-59.048 dBm</td> <td></td> <td></td> <td></td> </tr> <tr> <td>3</td> <td>N</td> <td>1</td> <td>f</td> <td>2.500 000 00 GHz</td> <td>-59.119 dBm</td> <td></td> <td></td> <td></td> </tr> <tr> <td>4</td> <td>N</td> <td>1</td> <td>f</td> <td>2.497 663 75 GHz</td> <td>-56.137 dBm</td> <td></td> <td></td> <td></td> </tr> </tbody> </table>	MNR	MODE	TRIG	SCL	X	Y	FUNCTION	FUNCTION WIDTH	FUNCTION VALUE	1	N	1	f	2.476 162 50 GHz	-4.981 dBm				2	N	1	f	2.483 500 00 GHz	-59.048 dBm				3	N	1	f	2.500 000 00 GHz	-59.119 dBm				4	N	1	f	2.497 663 75 GHz	-56.137 dBm			
MNR	MODE	TRIG	SCL	X	Y	FUNCTION	FUNCTION WIDTH	FUNCTION VALUE																																						
1	N	1	f	2.476 162 50 GHz	-4.981 dBm																																									
2	N	1	f	2.483 500 00 GHz	-59.048 dBm																																									
3	N	1	f	2.500 000 00 GHz	-59.119 dBm																																									
4	N	1	f	2.497 663 75 GHz	-56.137 dBm																																									

<p>8DPSK/LCH/No Hop</p>	<p>Agilent Spectrum Analyzer - Swept SA</p> <p>Center Freq 2.390000000 GHz</p> <p>Ref Offset 0.9 dB Ref 20.90 dBm</p> <p>Mkr4 2.387 598 75 GHz -67.138 dBm</p> <p>Start 2.37500 GHz #Res BW 100 kHz #VBW 300 kHz Stop 2.40500 GHz Sweep 3.200 ms (8001 pts)</p> <table border="1"> <thead> <tr> <th>MNR</th> <th>MODE</th> <th>TRIG</th> <th>SCL</th> <th>X</th> <th>Y</th> <th>FUNCTION</th> <th>FUNCTION WIDTH</th> <th>FUNCTION VALUE</th> </tr> </thead> <tbody> <tr><td>1</td><td>N</td><td>1</td><td>f</td><td>2.402 003 76 GHz</td><td>-6.114 dBm</td><td></td><td></td><td></td></tr> <tr><td>2</td><td>N</td><td>1</td><td>f</td><td>2.400 000 00 GHz</td><td>-66.382 dBm</td><td></td><td></td><td></td></tr> <tr><td>3</td><td>N</td><td>1</td><td>f</td><td>2.398 003 00 GHz</td><td>-69.937 dBm</td><td></td><td></td><td></td></tr> <tr><td>4</td><td>N</td><td>1</td><td>f</td><td>2.387 598 75 GHz</td><td>-67.138 dBm</td><td></td><td></td><td></td></tr> </tbody> </table>	MNR	MODE	TRIG	SCL	X	Y	FUNCTION	FUNCTION WIDTH	FUNCTION VALUE	1	N	1	f	2.402 003 76 GHz	-6.114 dBm				2	N	1	f	2.400 000 00 GHz	-66.382 dBm				3	N	1	f	2.398 003 00 GHz	-69.937 dBm				4	N	1	f	2.387 598 75 GHz	-67.138 dBm			
MNR	MODE	TRIG	SCL	X	Y	FUNCTION	FUNCTION WIDTH	FUNCTION VALUE																																						
1	N	1	f	2.402 003 76 GHz	-6.114 dBm																																									
2	N	1	f	2.400 000 00 GHz	-66.382 dBm																																									
3	N	1	f	2.398 003 00 GHz	-69.937 dBm																																									
4	N	1	f	2.387 598 75 GHz	-67.138 dBm																																									
<p>8DPSK/LCH/Hop</p>	<p>Agilent Spectrum Analyzer - Swept SA</p> <p>Center Freq 2.390000000 GHz</p> <p>Ref Offset 0.9 dB Ref 20.90 dBm</p> <p>Mkr4 2.389 842 50 GHz -66.810 dBm</p> <p>Start 2.37500 GHz #Res BW 100 kHz #VBW 300 kHz Stop 2.40500 GHz Sweep 3.200 ms (8001 pts)</p> <table border="1"> <thead> <tr> <th>MNR</th> <th>MODE</th> <th>TRIG</th> <th>SCL</th> <th>X</th> <th>Y</th> <th>FUNCTION</th> <th>FUNCTION WIDTH</th> <th>FUNCTION VALUE</th> </tr> </thead> <tbody> <tr><td>1</td><td>N</td><td>1</td><td>f</td><td>2.404 943 76 GHz</td><td>-7.615 dBm</td><td></td><td></td><td></td></tr> <tr><td>2</td><td>N</td><td>1</td><td>f</td><td>2.400 000 00 GHz</td><td>-69.945 dBm</td><td></td><td></td><td></td></tr> <tr><td>3</td><td>N</td><td>1</td><td>f</td><td>2.390 000 00 GHz</td><td>-69.493 dBm</td><td></td><td></td><td></td></tr> <tr><td>4</td><td>N</td><td>1</td><td>f</td><td>2.389 842 50 GHz</td><td>-66.810 dBm</td><td></td><td></td><td></td></tr> </tbody> </table>	MNR	MODE	TRIG	SCL	X	Y	FUNCTION	FUNCTION WIDTH	FUNCTION VALUE	1	N	1	f	2.404 943 76 GHz	-7.615 dBm				2	N	1	f	2.400 000 00 GHz	-69.945 dBm				3	N	1	f	2.390 000 00 GHz	-69.493 dBm				4	N	1	f	2.389 842 50 GHz	-66.810 dBm			
MNR	MODE	TRIG	SCL	X	Y	FUNCTION	FUNCTION WIDTH	FUNCTION VALUE																																						
1	N	1	f	2.404 943 76 GHz	-7.615 dBm																																									
2	N	1	f	2.400 000 00 GHz	-69.945 dBm																																									
3	N	1	f	2.390 000 00 GHz	-69.493 dBm																																									
4	N	1	f	2.389 842 50 GHz	-66.810 dBm																																									
<p>8DPSK/HCH/No Hop</p>	<p>Agilent Spectrum Analyzer - Swept SA</p> <p>Center Freq 2.491000000 GHz</p> <p>Ref Offset 0.9 dB Ref 20.90 dBm</p> <p>Mkr4 2.499 310 00 GHz -66.598 dBm</p> <p>Start 2.47600 GHz #Res BW 100 kHz #VBW 300 kHz Stop 2.50600 GHz Sweep 3.200 ms (8001 pts)</p> <table border="1"> <thead> <tr> <th>MNR</th> <th>MODE</th> <th>TRIG</th> <th>SCL</th> <th>X</th> <th>Y</th> <th>FUNCTION</th> <th>FUNCTION WIDTH</th> <th>FUNCTION VALUE</th> </tr> </thead> <tbody> <tr><td>1</td><td>N</td><td>1</td><td>f</td><td>2.490 162 50 GHz</td><td>-4.269 dBm</td><td></td><td></td><td></td></tr> <tr><td>2</td><td>N</td><td>1</td><td>f</td><td>2.483 500 00 GHz</td><td>-69.962 dBm</td><td></td><td></td><td></td></tr> <tr><td>3</td><td>N</td><td>1</td><td>f</td><td>2.500 000 00 GHz</td><td>-69.178 dBm</td><td></td><td></td><td></td></tr> <tr><td>4</td><td>N</td><td>1</td><td>f</td><td>2.499 310 00 GHz</td><td>-66.598 dBm</td><td></td><td></td><td></td></tr> </tbody> </table>	MNR	MODE	TRIG	SCL	X	Y	FUNCTION	FUNCTION WIDTH	FUNCTION VALUE	1	N	1	f	2.490 162 50 GHz	-4.269 dBm				2	N	1	f	2.483 500 00 GHz	-69.962 dBm				3	N	1	f	2.500 000 00 GHz	-69.178 dBm				4	N	1	f	2.499 310 00 GHz	-66.598 dBm			
MNR	MODE	TRIG	SCL	X	Y	FUNCTION	FUNCTION WIDTH	FUNCTION VALUE																																						
1	N	1	f	2.490 162 50 GHz	-4.269 dBm																																									
2	N	1	f	2.483 500 00 GHz	-69.962 dBm																																									
3	N	1	f	2.500 000 00 GHz	-69.178 dBm																																									
4	N	1	f	2.499 310 00 GHz	-66.598 dBm																																									

8DPSK/HCH/Hop

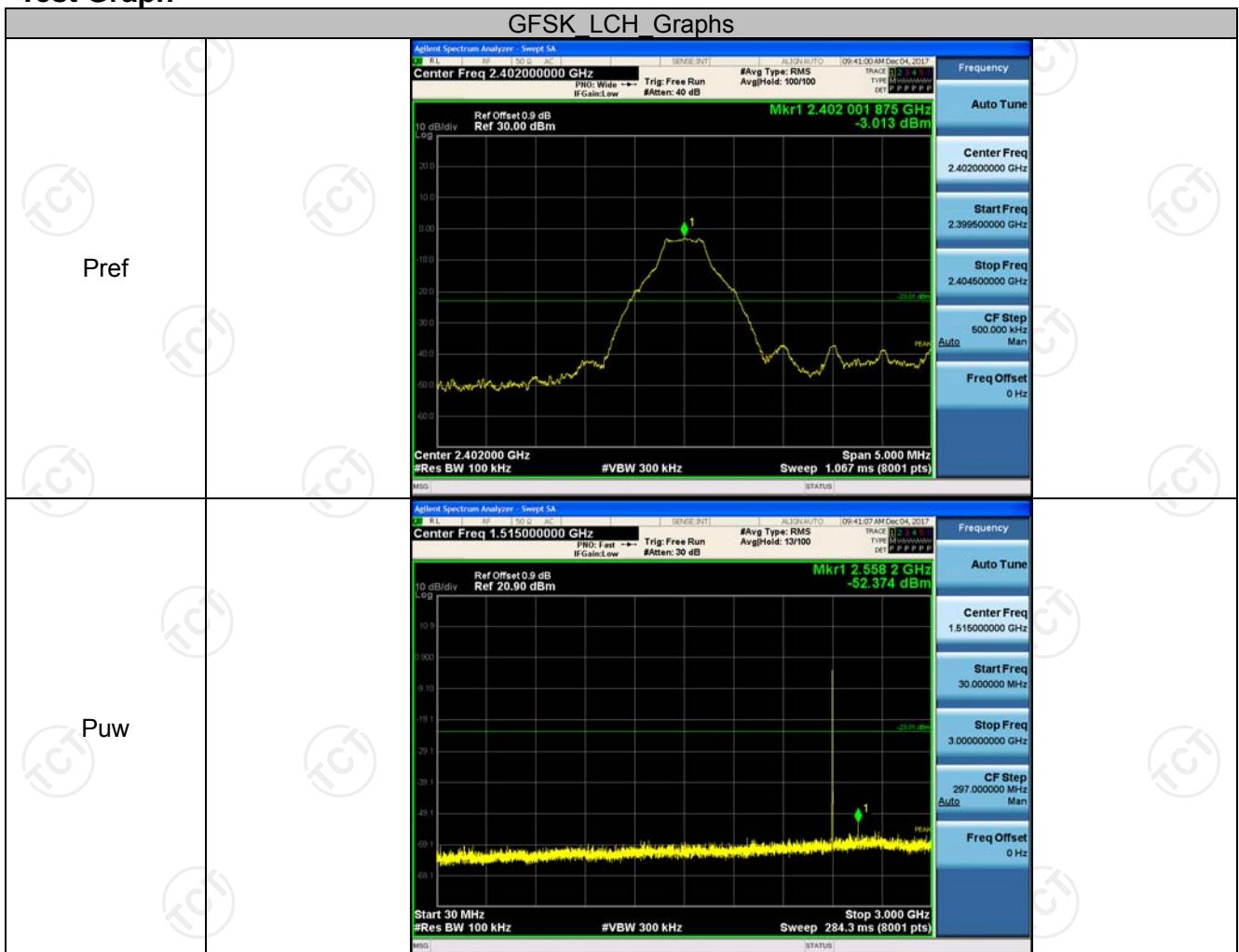


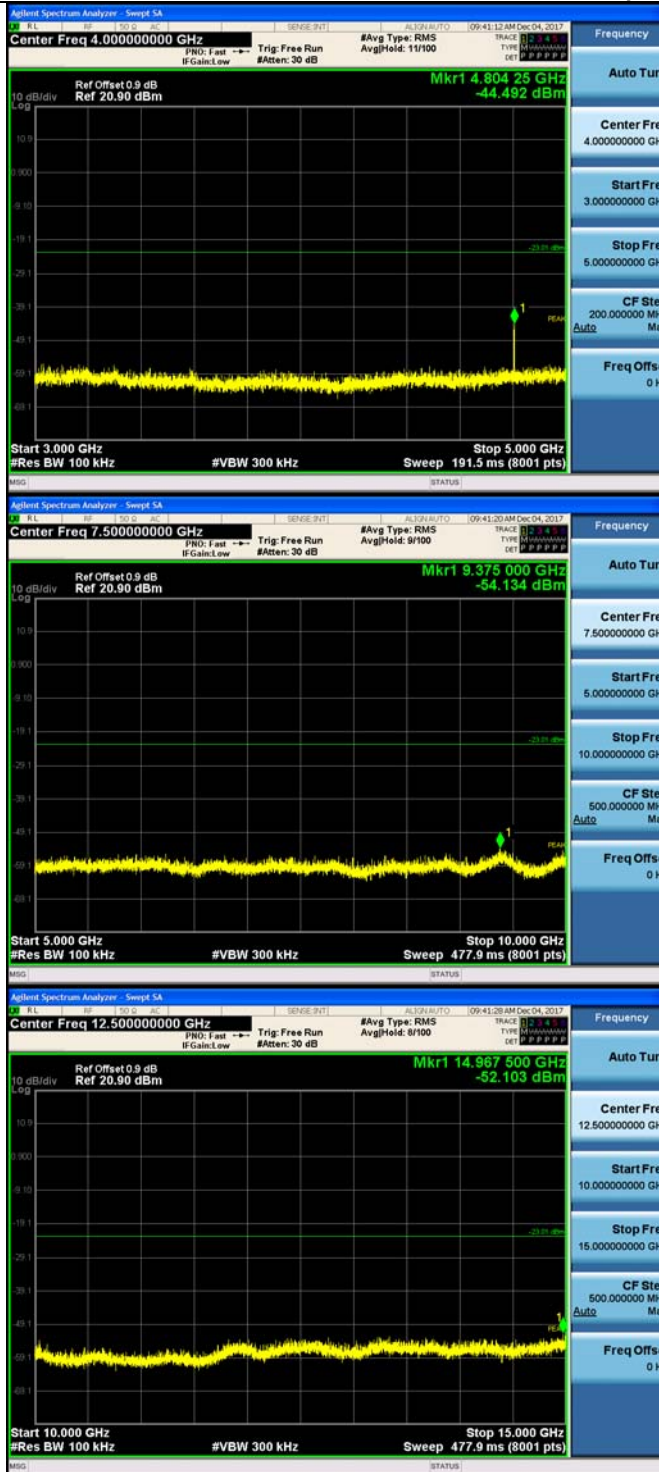
RF Conducted Spurious Emissions

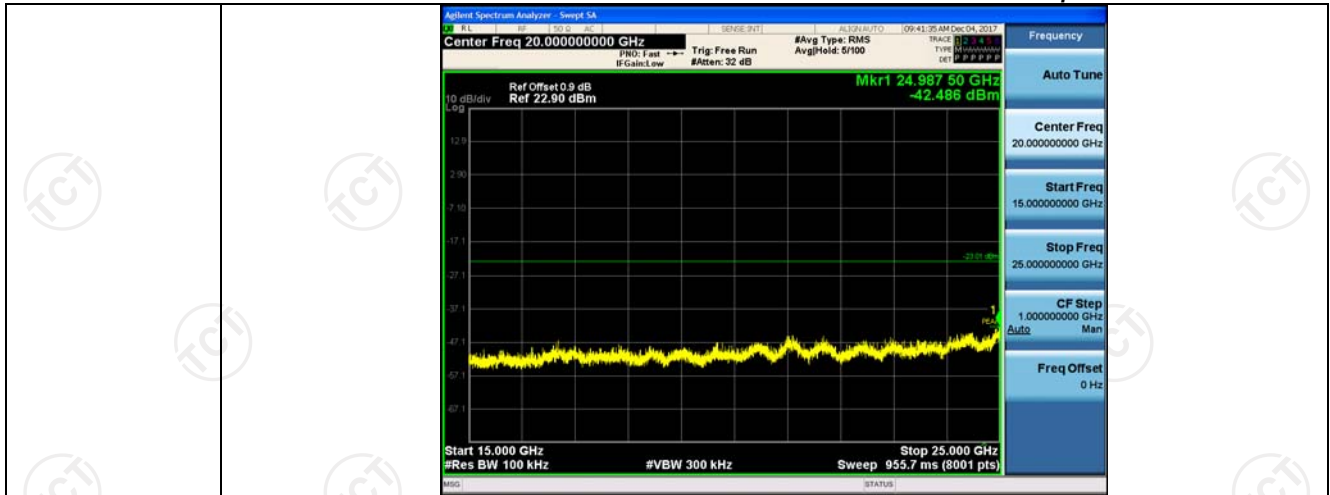
Result Table

Mode	Channel	Pref [dBm]	Puw [dBm]	Verdict
GFSK	LCH	-3.013	<Limit	PASS
GFSK	MCH	-0.714	<Limit	PASS
GFSK	HCH	-1.157	<Limit	PASS
$\pi/4$ DQPSK	LCH	-6.201	<Limit	PASS
$\pi/4$ DQPSK	MCH	-3.652	<Limit	PASS
$\pi/4$ DQPSK	HCH	-4.345	<Limit	PASS
8DPSK	LCH	-6.072	<Limit	PASS
8DPSK	MCH	-3.603	<Limit	PASS
8DPSK	HCH	-4.31	<Limit	PASS

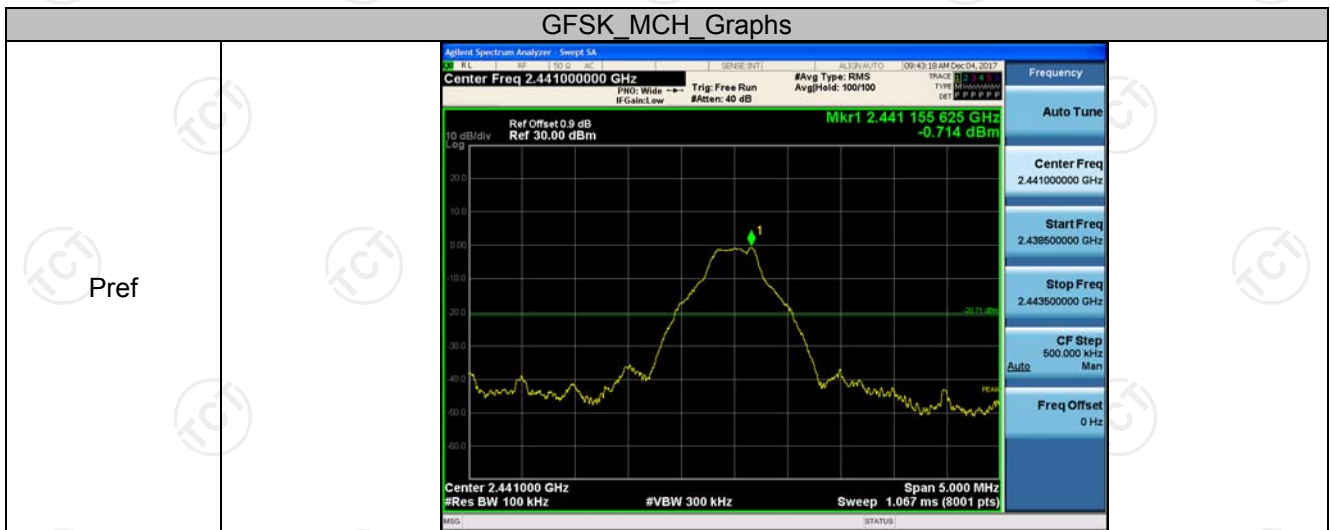
Test Graph



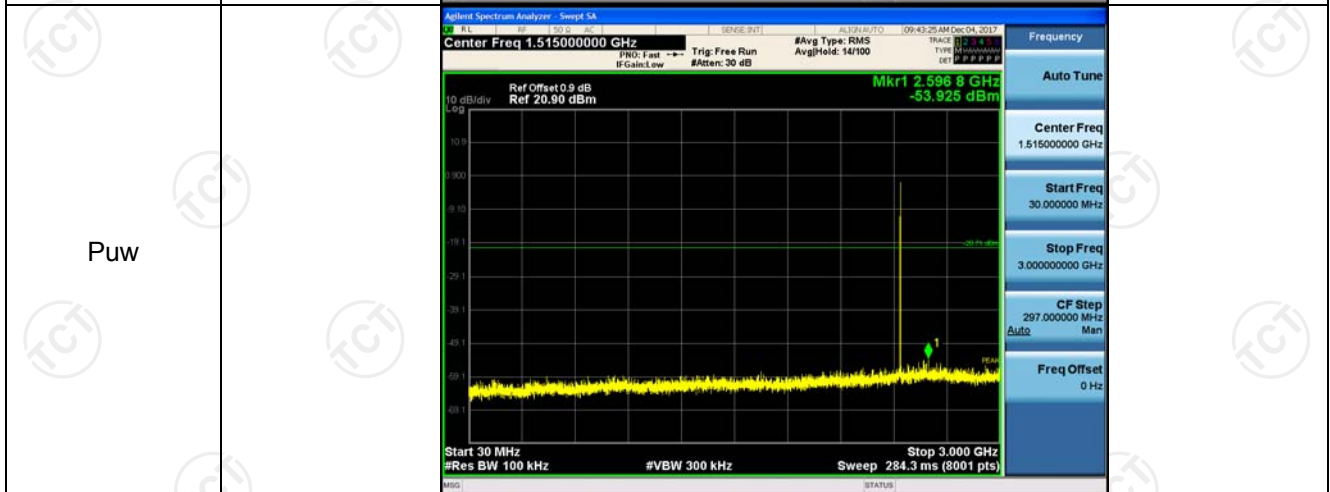




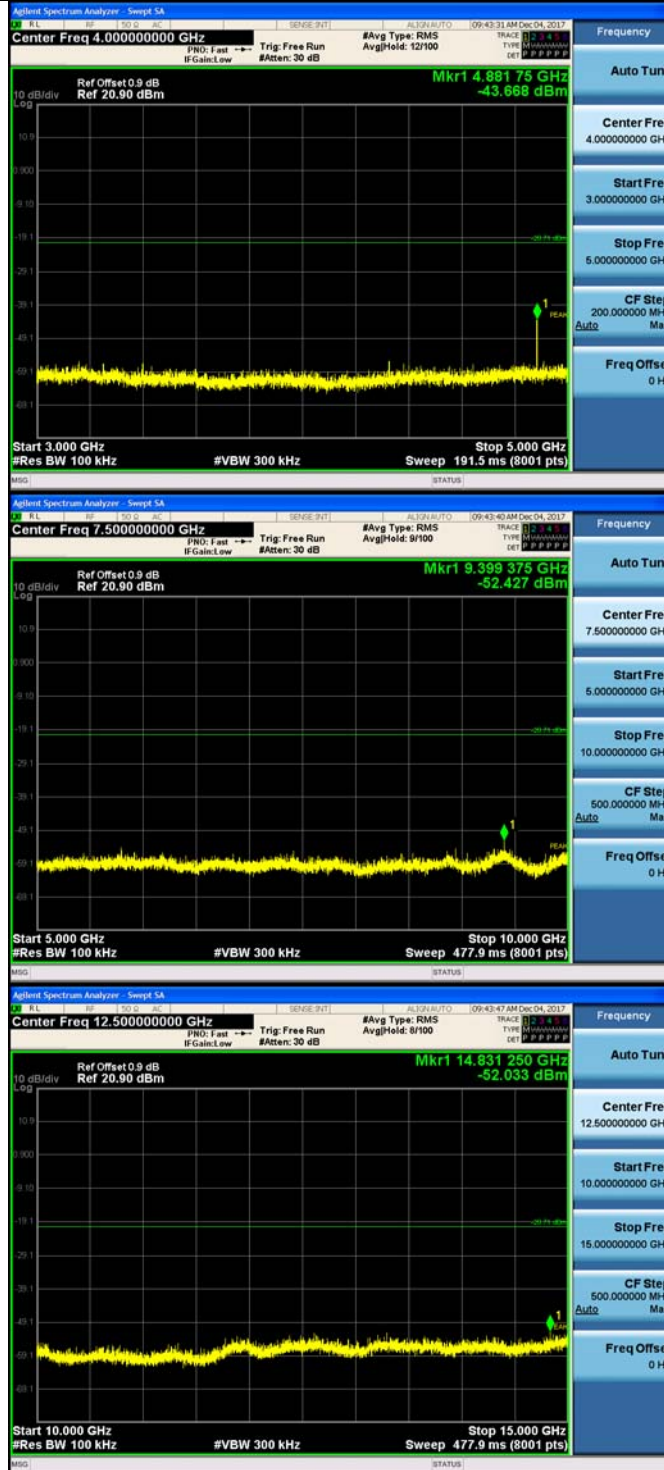
GFSK MCH Graphs

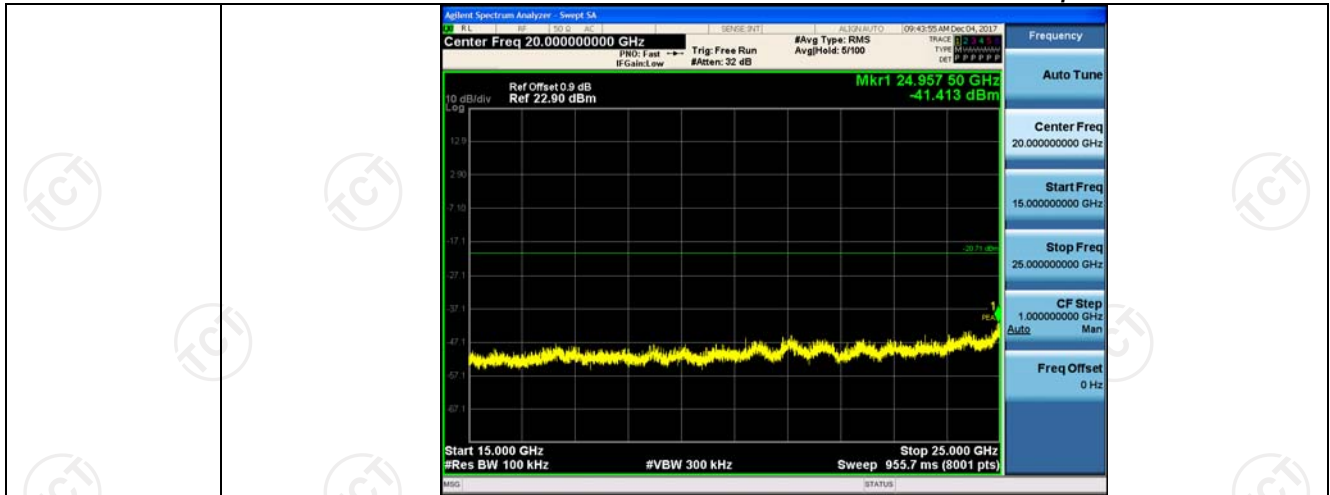


Pref

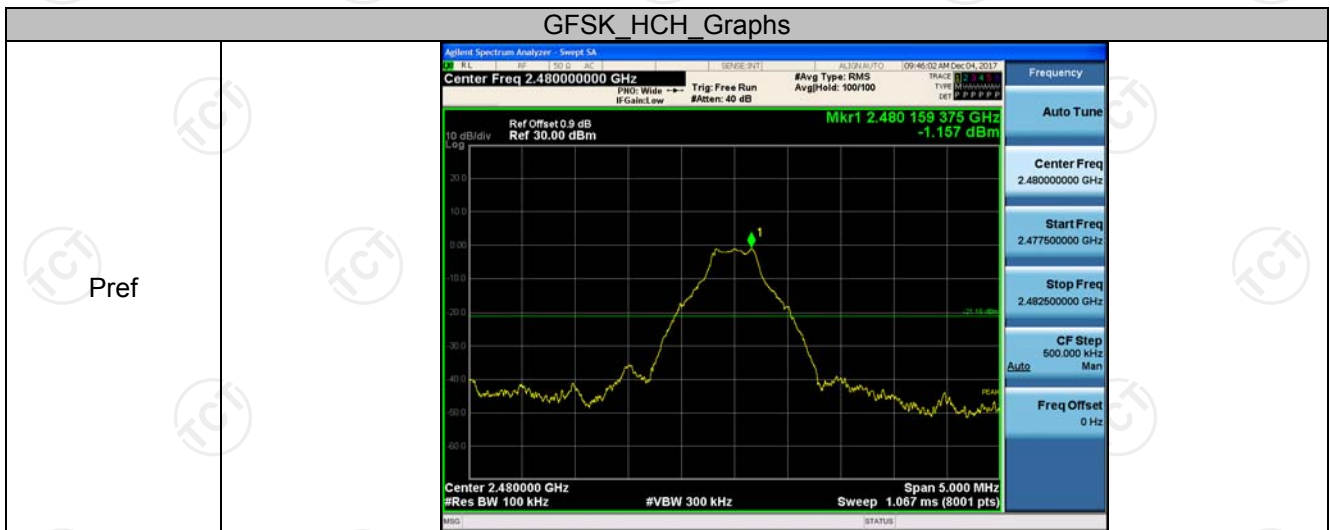


Puw

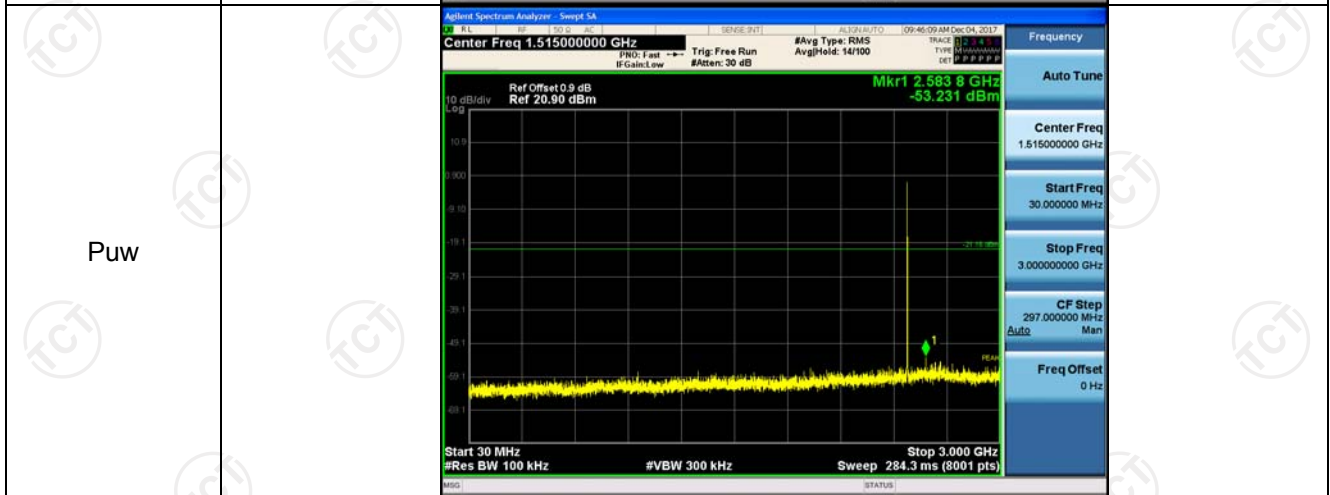




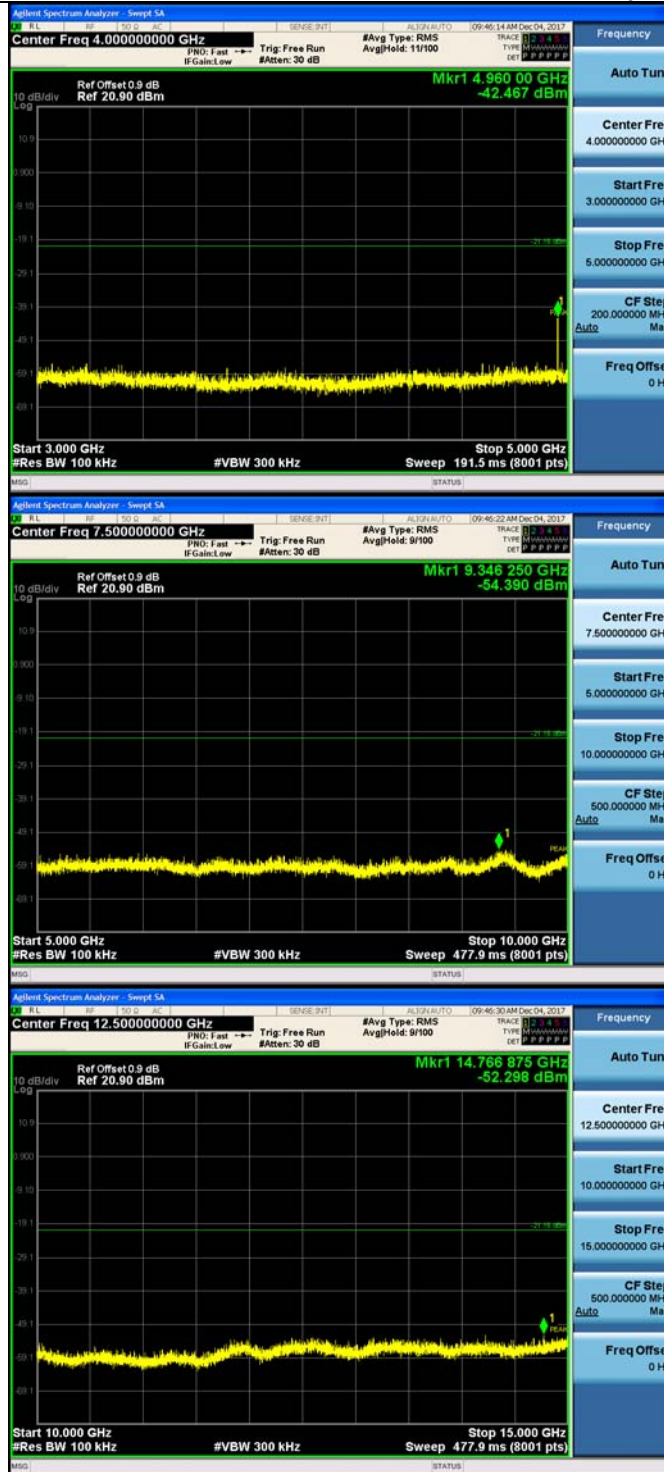
GFSK HCH Graphs

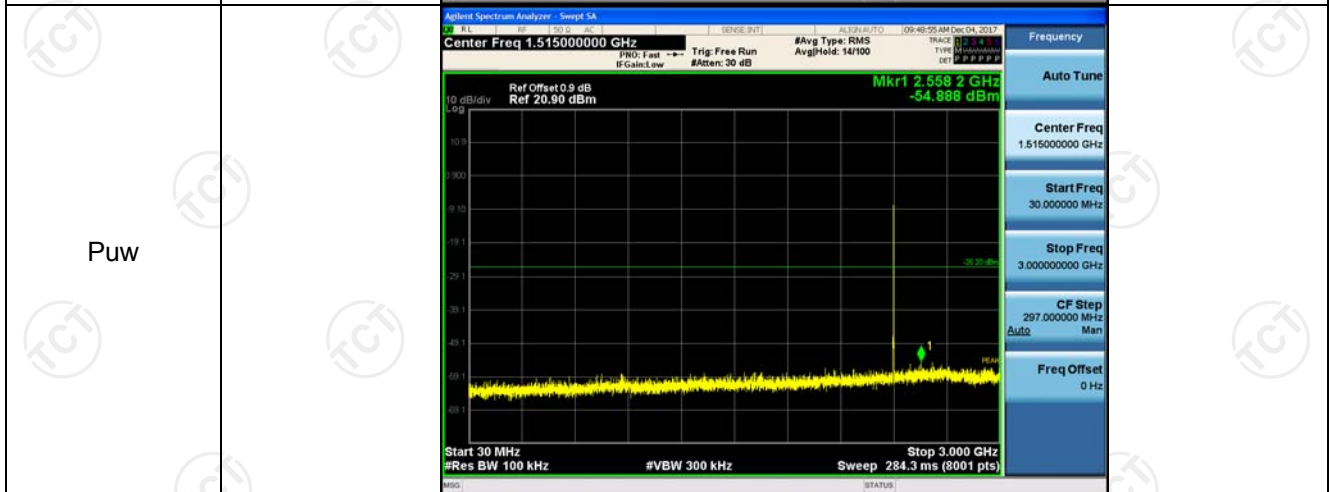
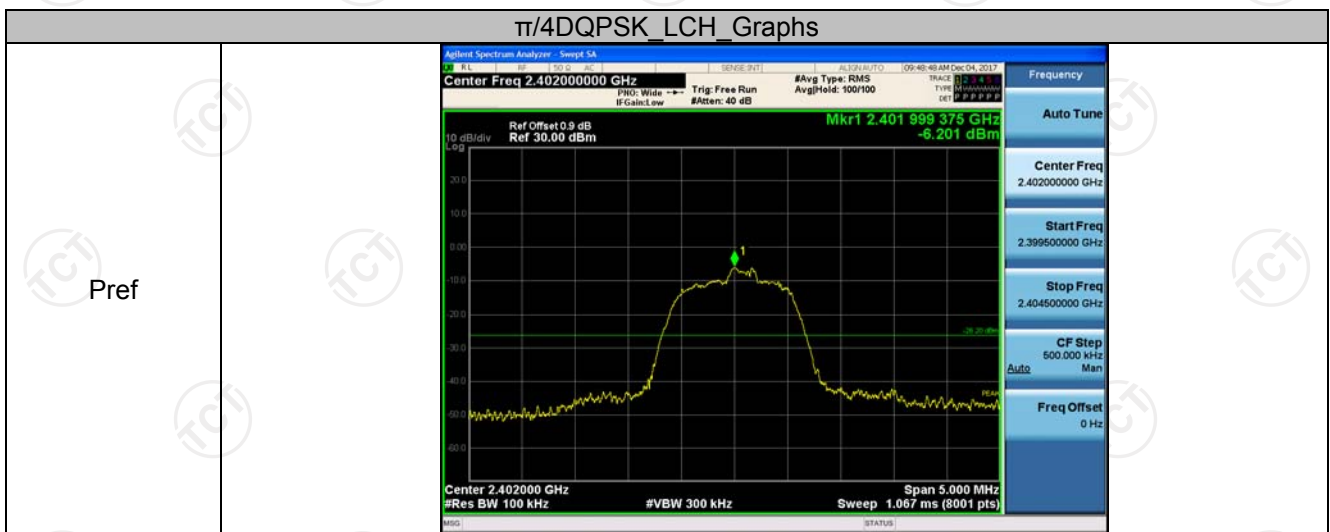
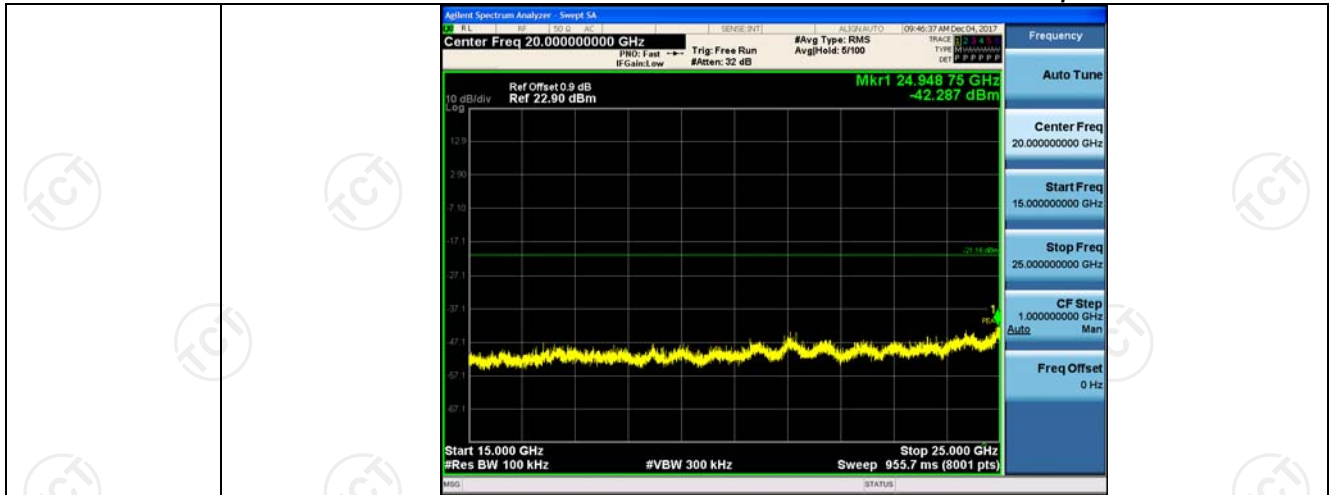


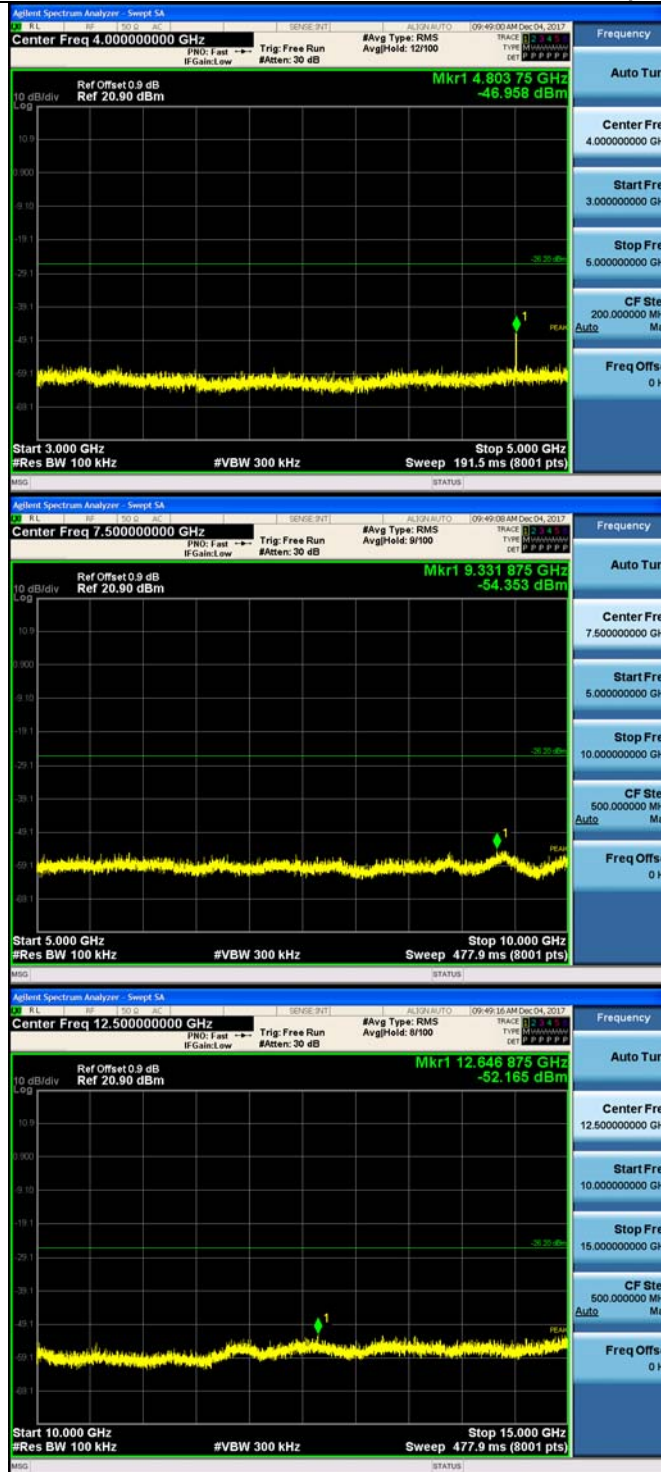
Pref

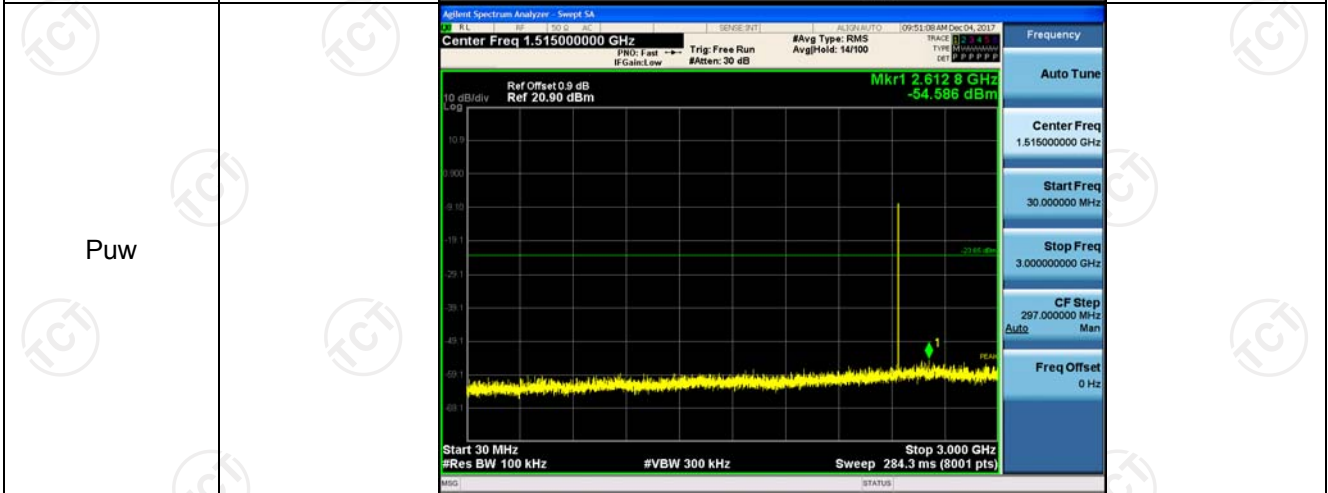
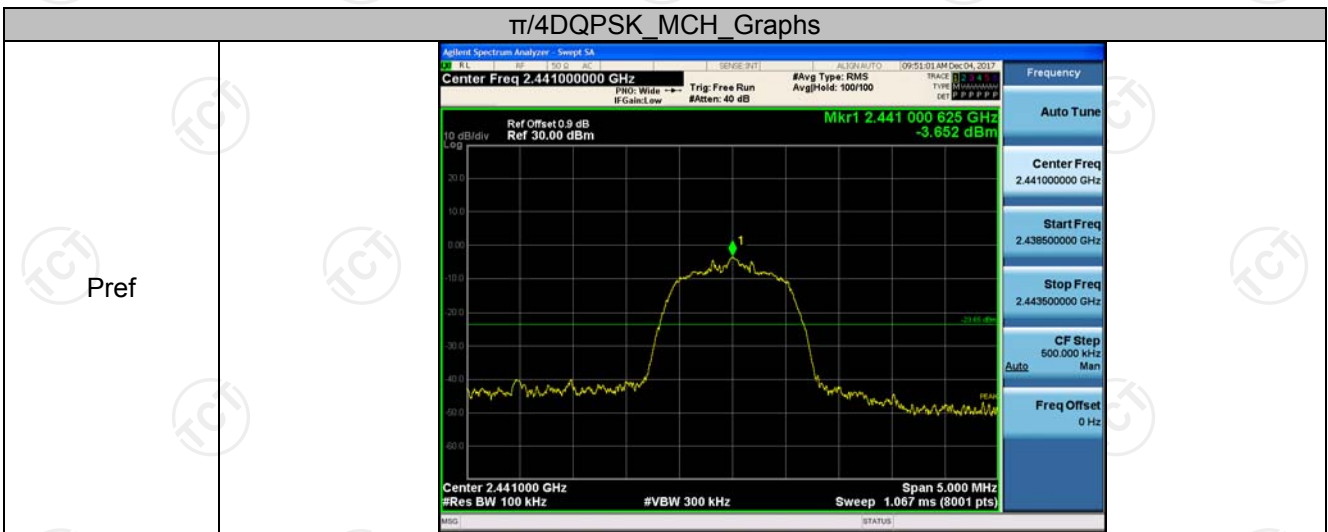
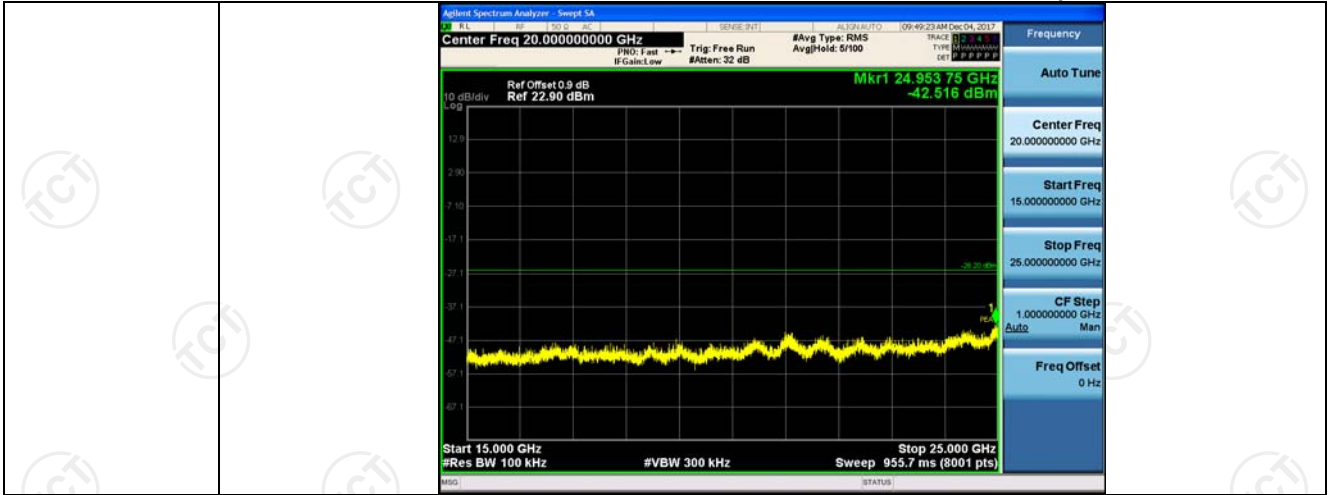


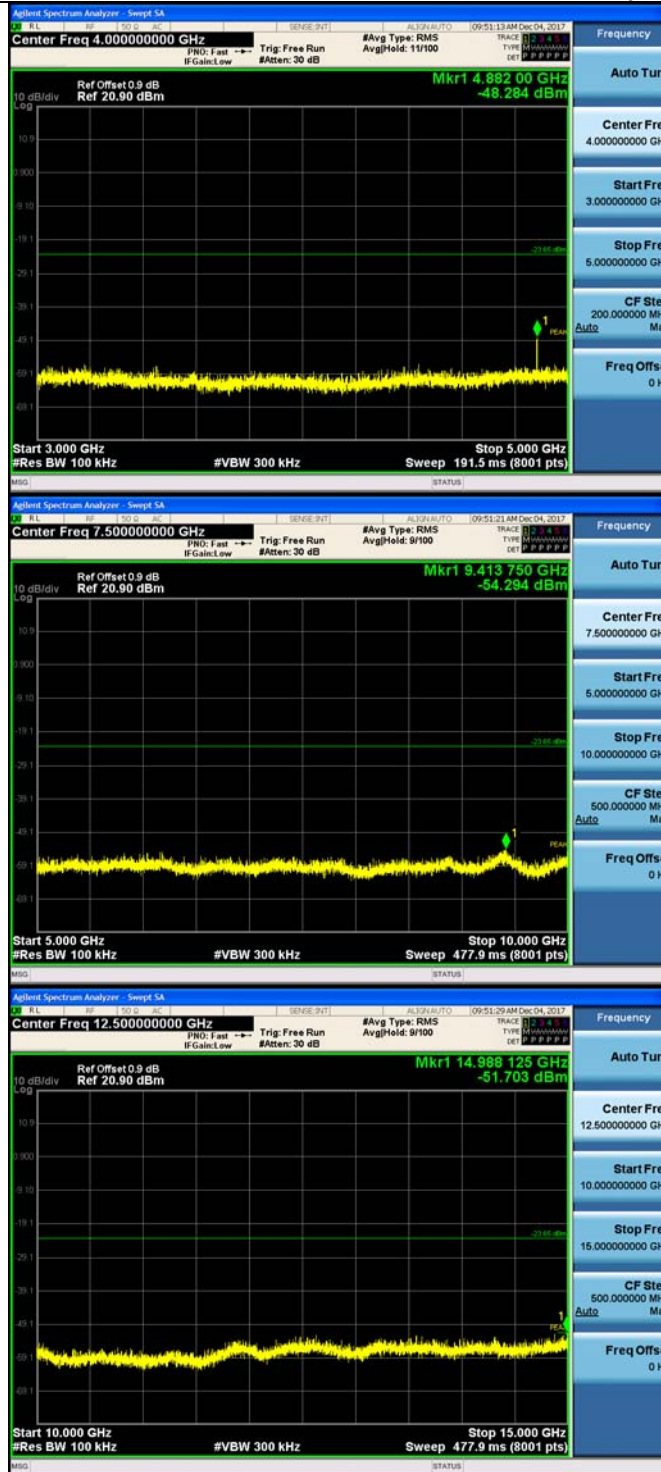
Puw

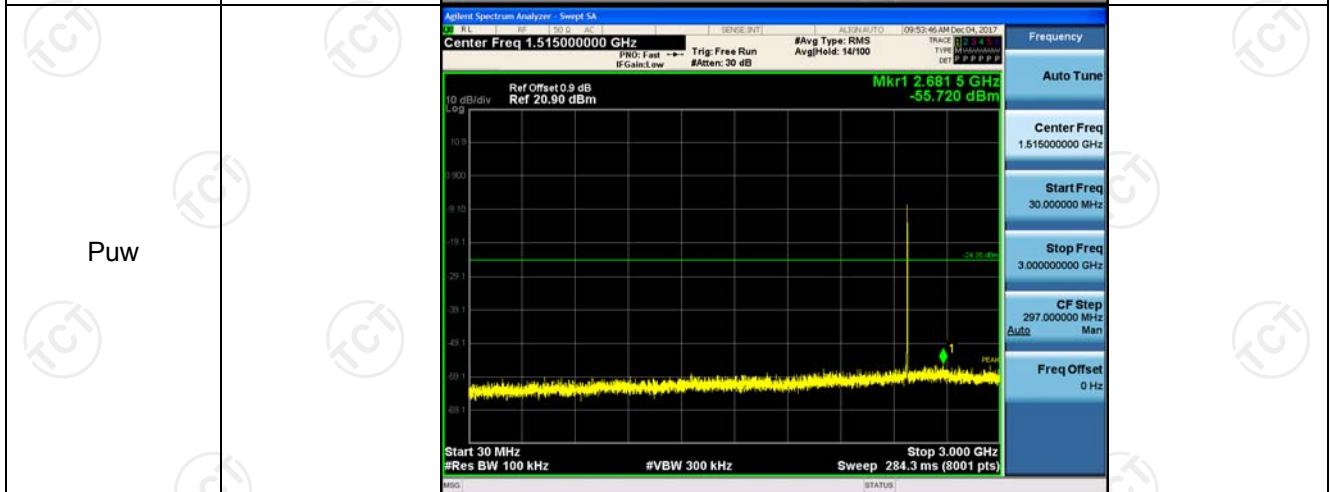
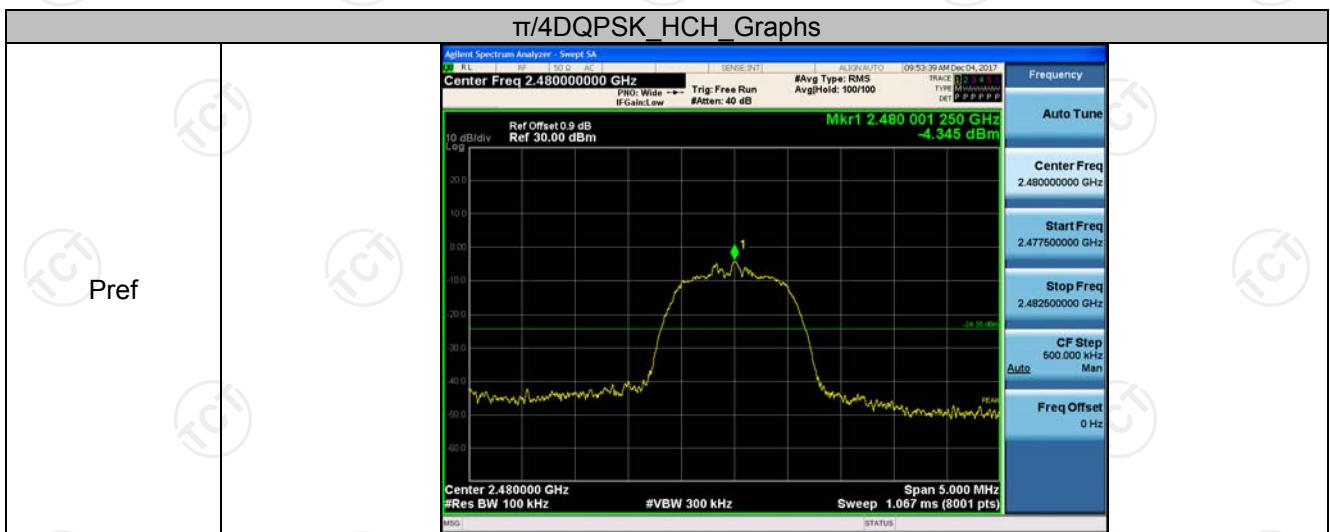
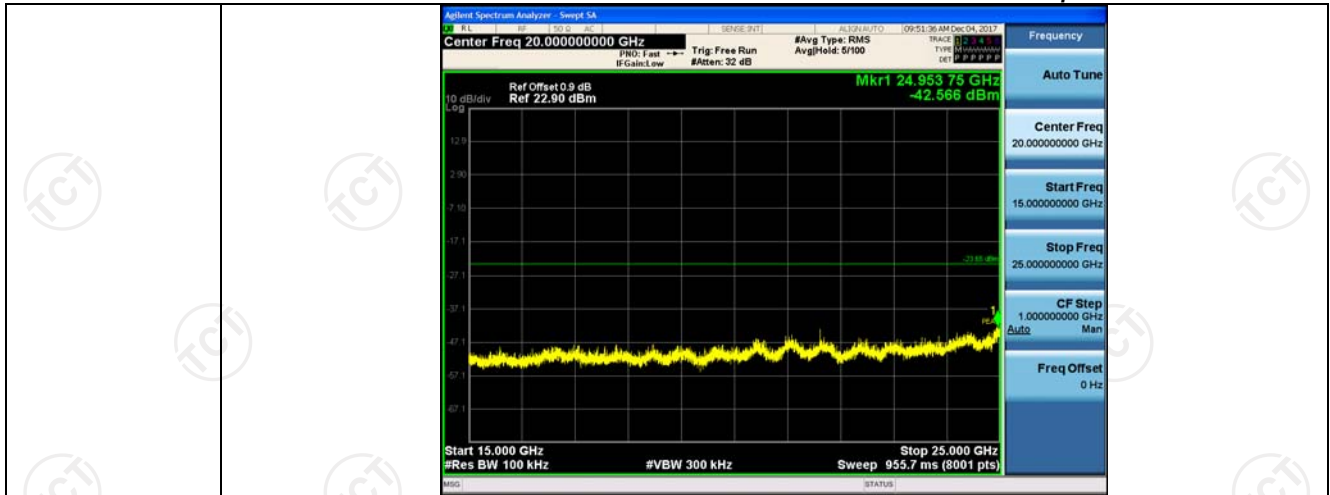


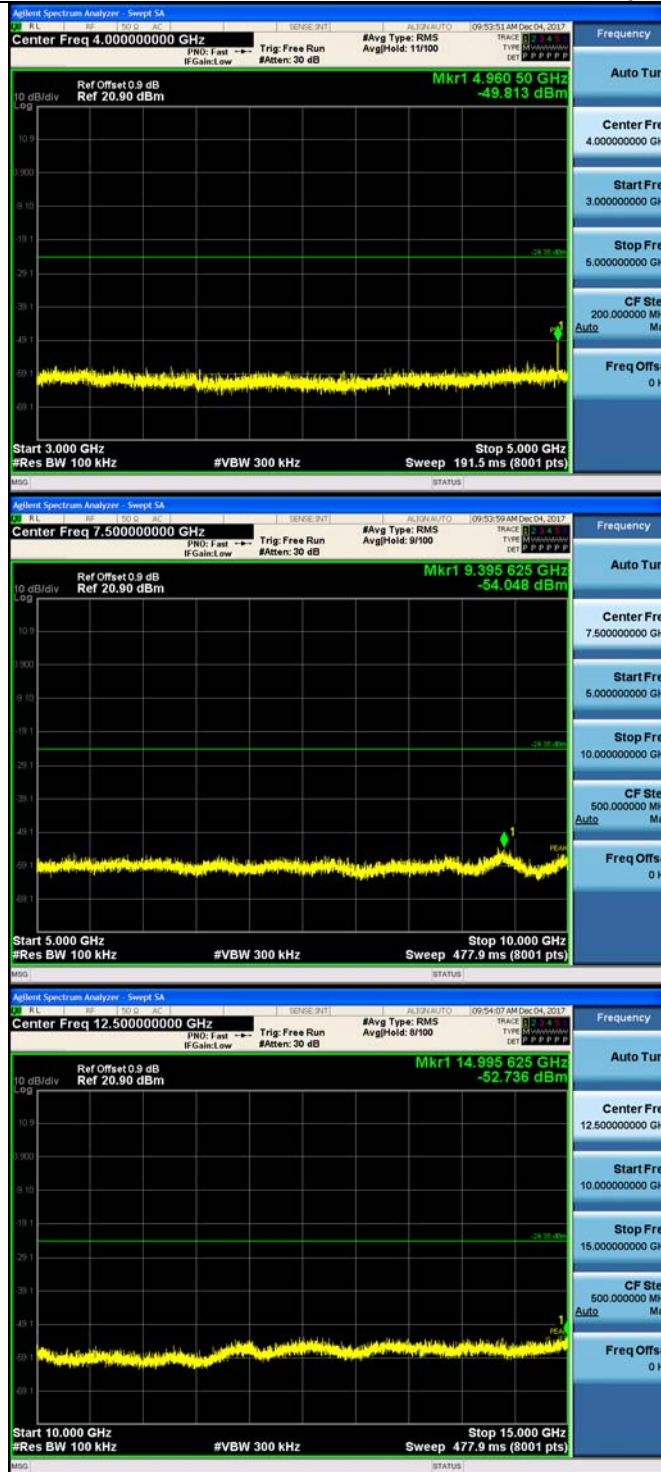


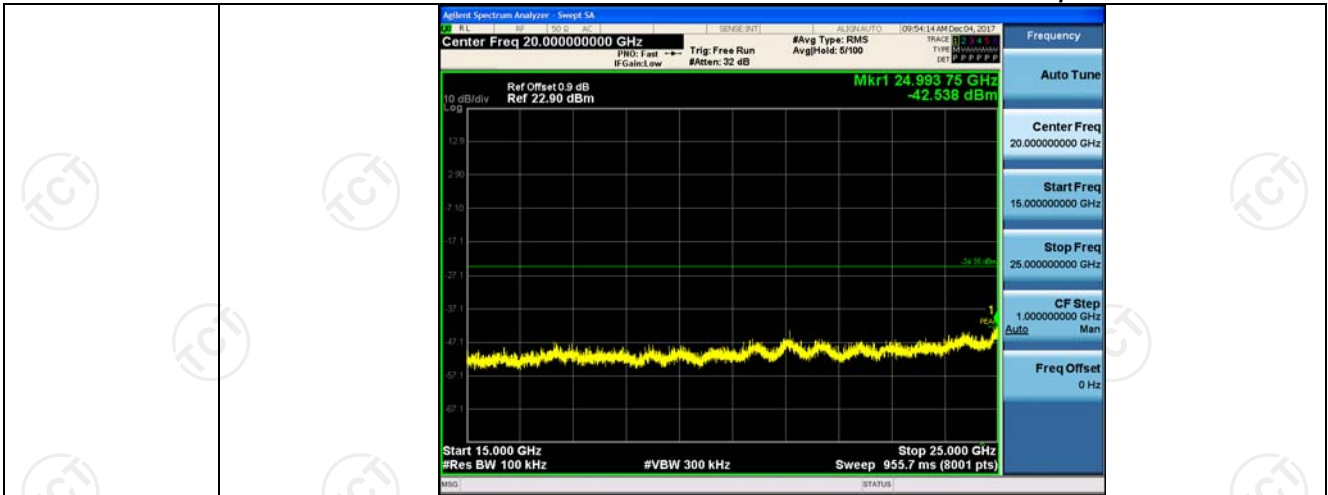




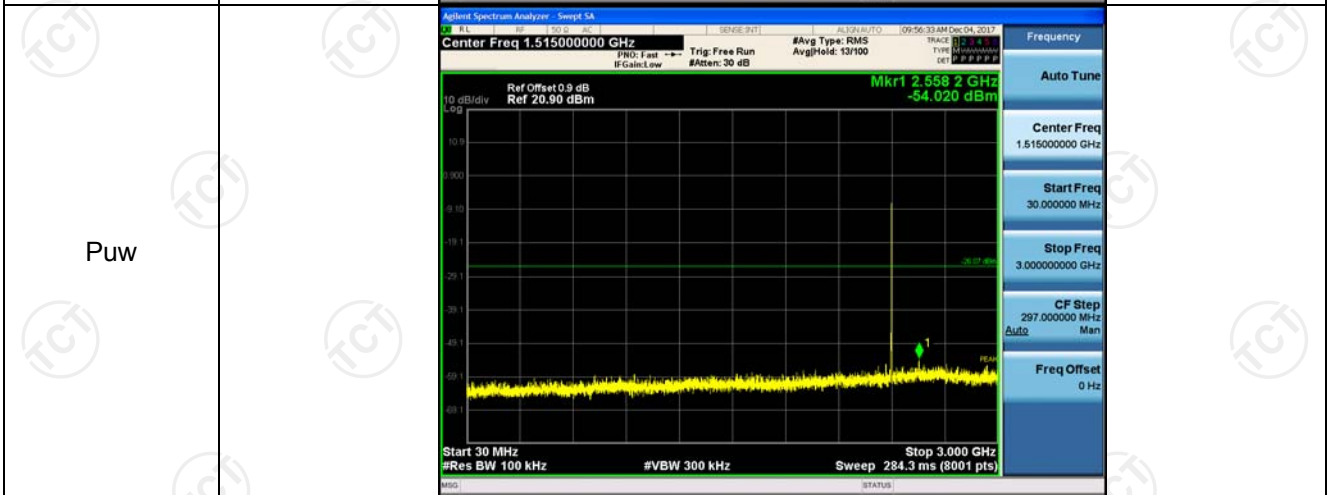
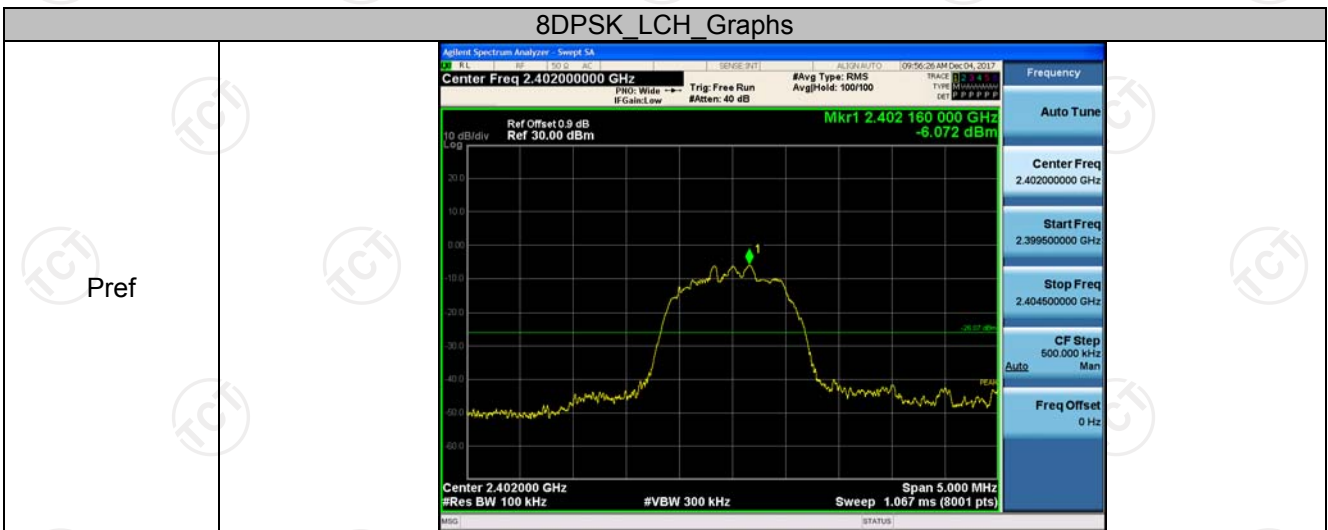


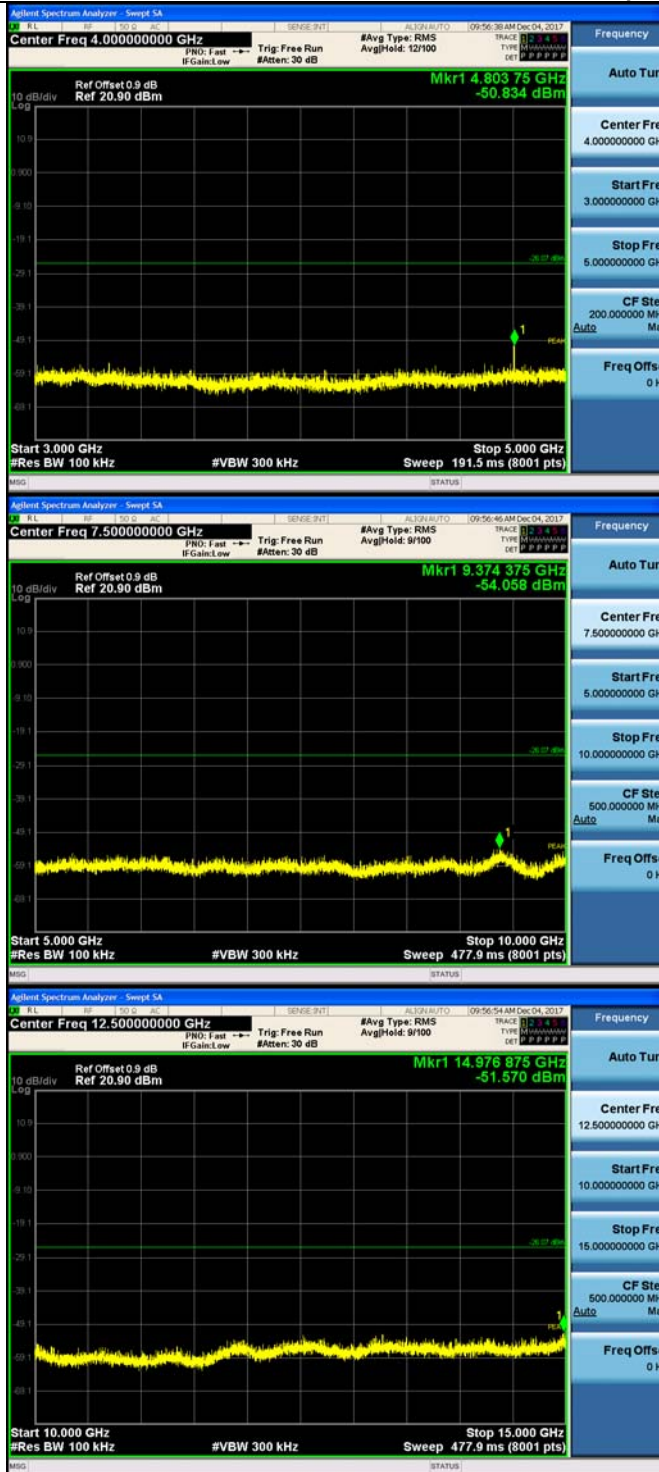


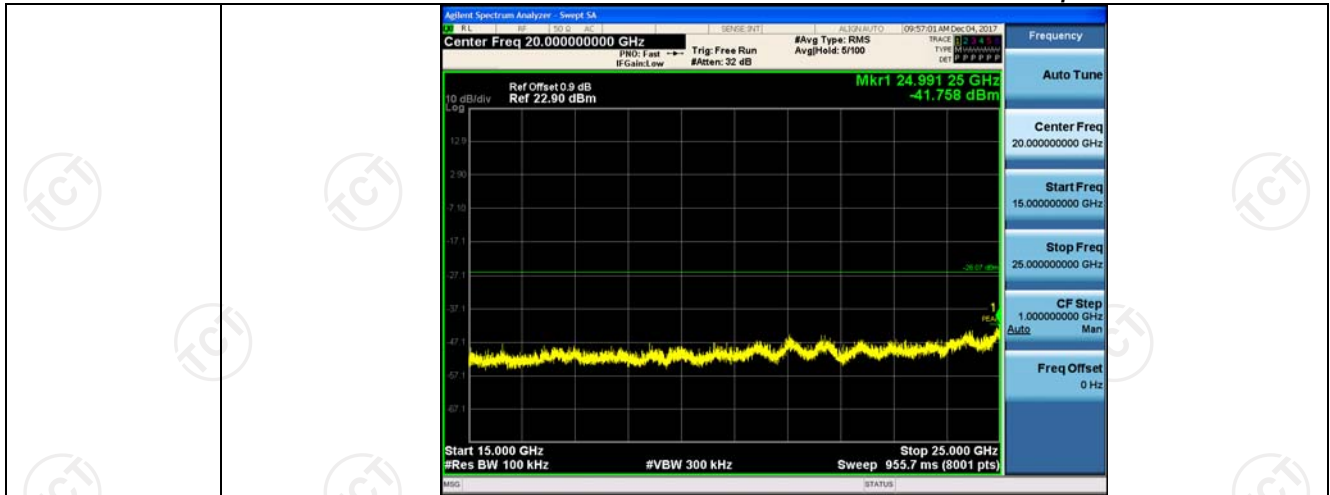




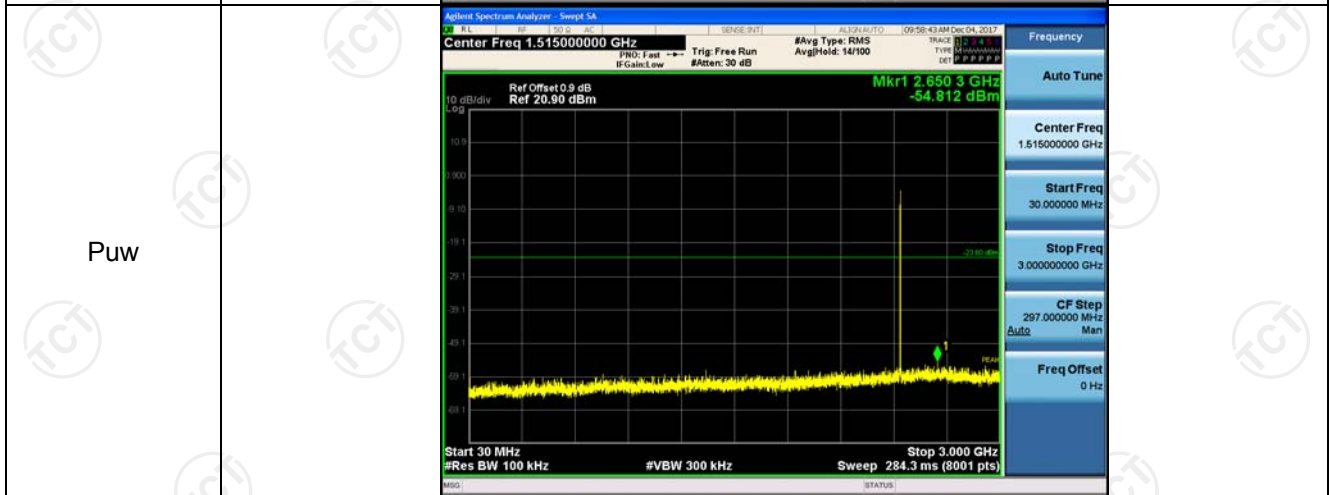
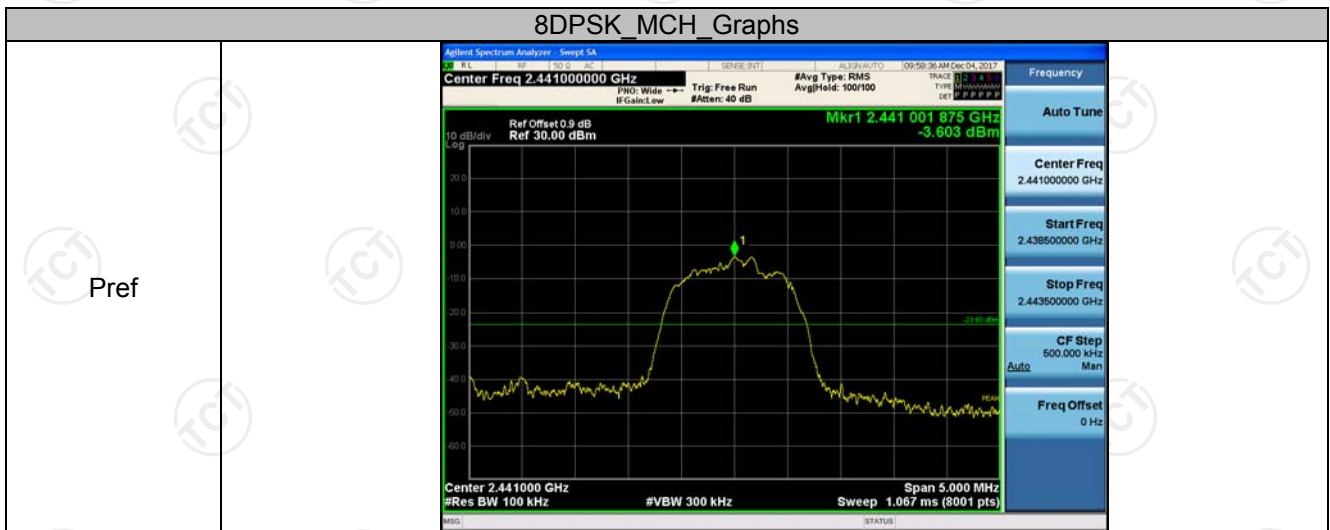
8DPSK LCH Graphs

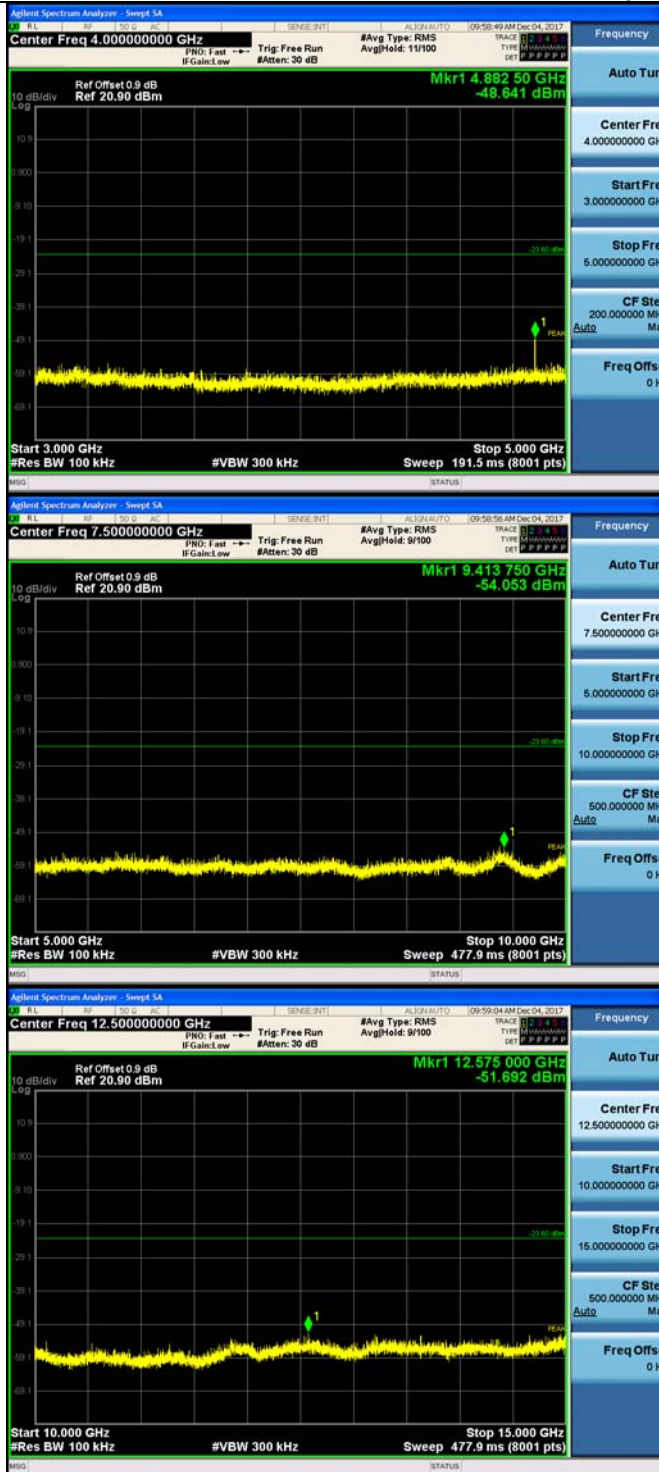


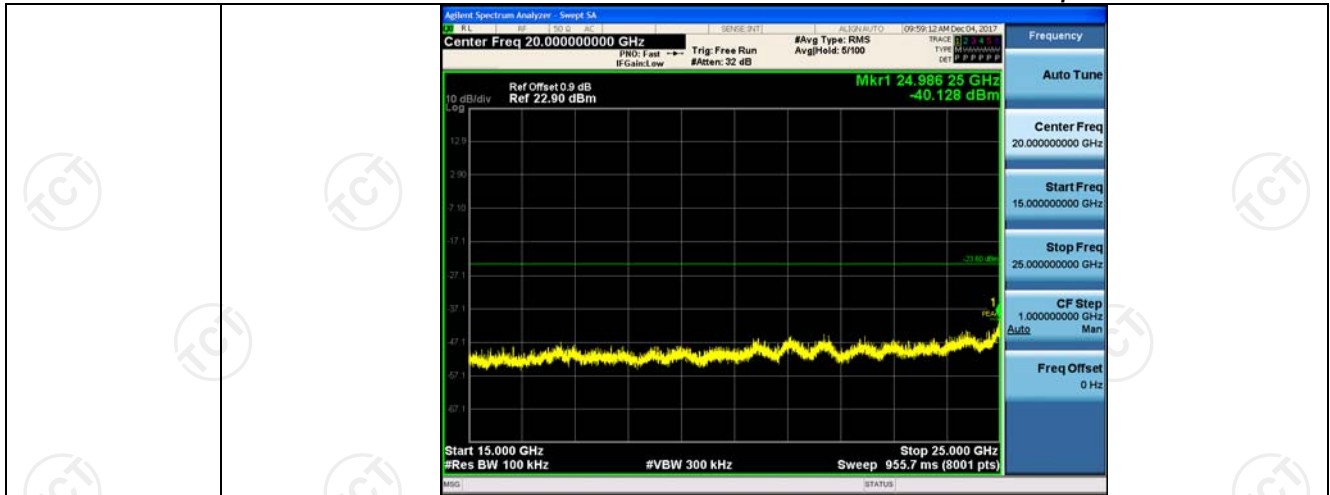




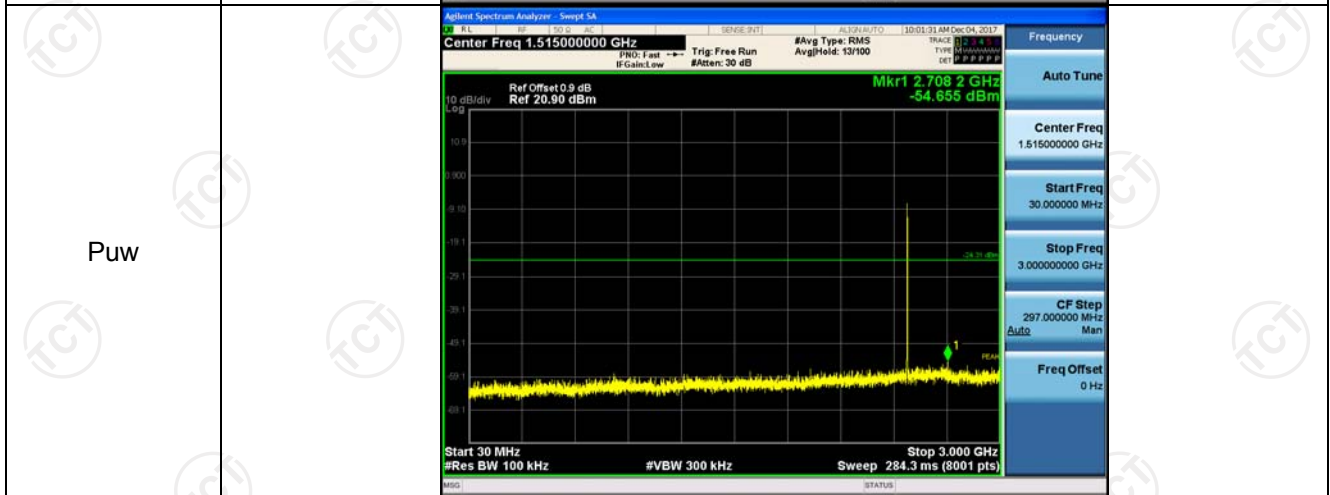
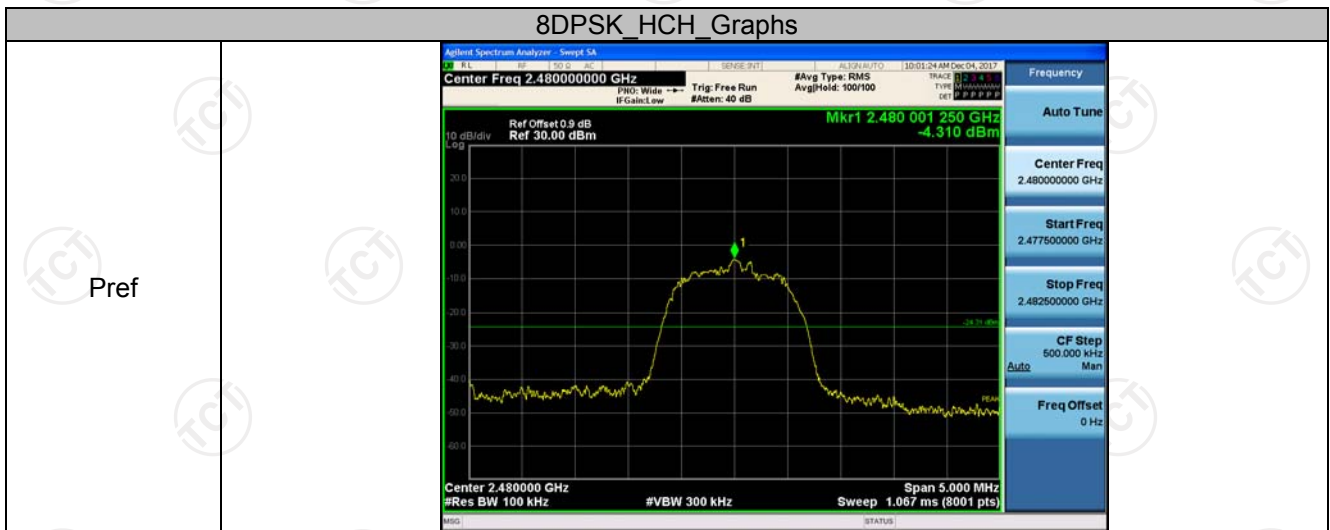
8DPSK MCH Graphs

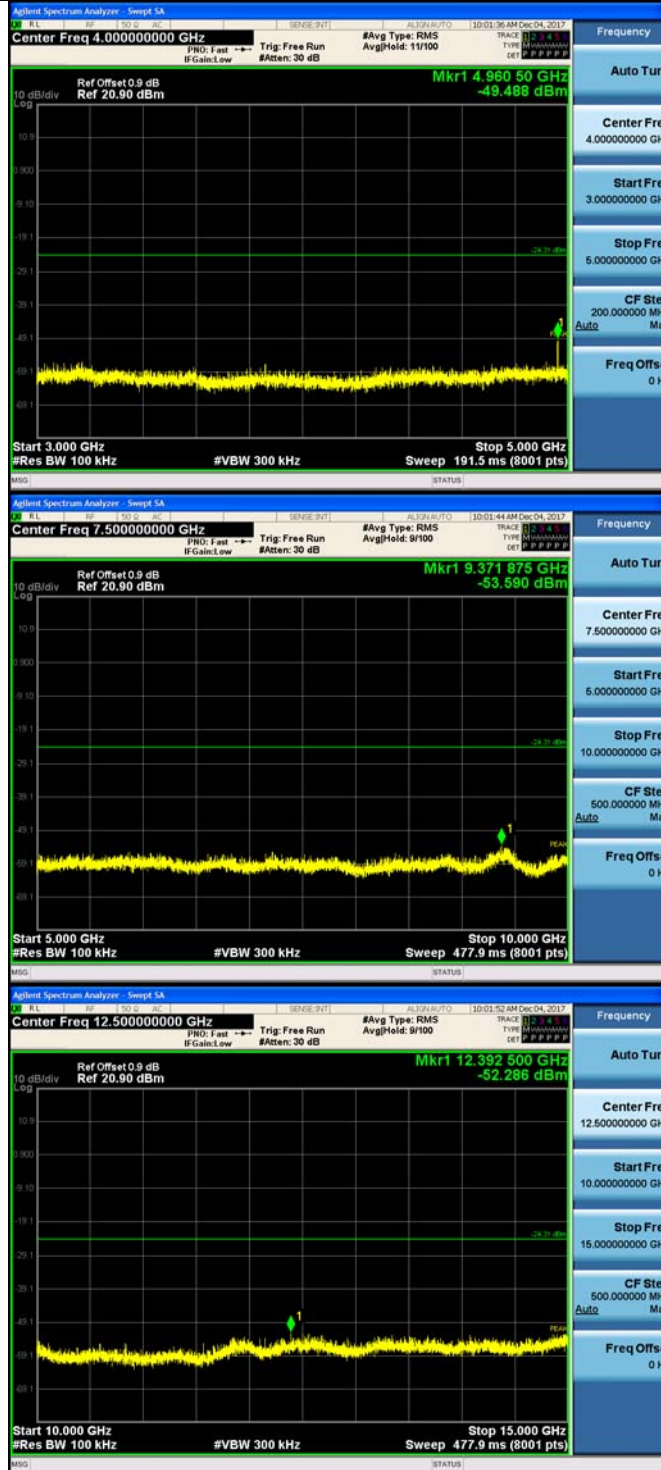


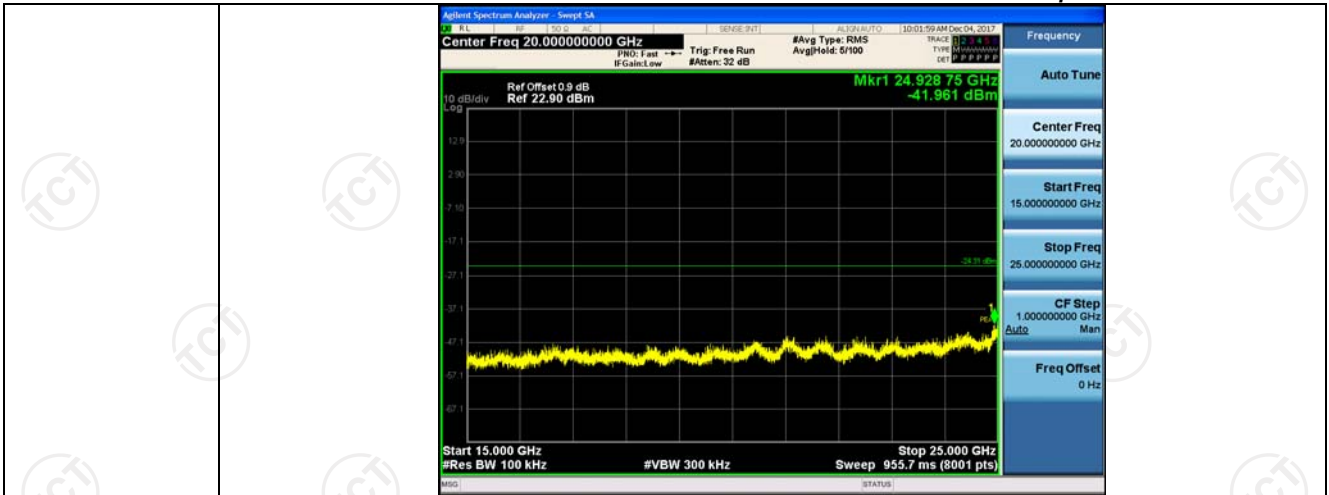




8DPSK HCH Graphs








Appendix B: Photographs of Test Setup

Product: Bluetooth Earphone

Model: BT515

Radiated Emission




CE



**Appendix C: Photographs of EUT
Product: Bluetooth Earphone
Model: BT515
External Photos**















Product: Bluetooth Earphone
Model: BT515
Internal Photos







*******END OF REPORT*******