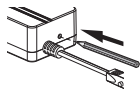



127x135mm

Remote Control Operation Instructions

A. Match the Remote Control with the Control Box



STEP1: When the motorized TV lift is powered on, press and release the button inside the control box as shown. It will beep once. After that, the remote control and the control box begin to match. (This process will take at most 10 seconds)

STEP2: Press and release the  button on the remote control, then you will hear beeps. Wait for 10 seconds until hearing the final beep, the matching will complete and exit the program. Now, you can control your TV lift directly from the remote control.

Note: Before matching a different remote control, the previous data need to be cleared. Press the button inside the box again as shown for 10 seconds until hearing a beep.

B. Introduce Button Function

To get back to initial position:

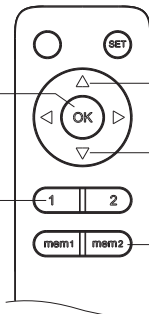
Press for 3 seconds until hearing a beep. Beeping twice indicates the process is finished.

To quick conceal TV in the cabinet:

Press and release. If need to stop, press again during the process.

To quick get to the memory position

Press and release. (mem1 is corresponding to 1, mem2 is corresponding to 2)



Upward movement

Press until getting the desired position.

Downward movement

Press until getting the desired position.

To set a memory

Press for 3 seconds until hearing a beep.

Supply by 3V  /AAA battery

Temperature Operating Range: -10°C~50°C

Operating Frequency: 2.437GHz

 The symbol indicates Direct Current(DC)



Indicates that the product must not be processed with household waste. It must be brought to an electric and electric waste collection point for recycling and disposal. By ensuring the appropriate disposal of this product you also help in preventing potentially negative consequences for the environment and human health. The recycling of materials helps preserve our natural resources. For further information regarding the recycling of this product, please contact your municipality, local waste disposal centre or the store where the products was purchased.

FCC Statement:

Any Changes or modifications not expressly approved by the party responsible for compliance could void the user's authority to operate the equipment.

This device complies with part 15 of the FCC Rules. Operation is subject to the following two conditions: (1) This device may not cause harmful interference, and (2) this device must accept any interference received, including interference that may cause undesired operation.

FCC Radiation Exposure Statement:

This equipment complies with FCC radiation exposure limits set forth for an uncontrolled environment.

This transmitter must not be co-located or operating in conjunction with any other antenna or transmitter.