


EXHIBIT C - TEST SETUP PHOTOGRAPHS

Conducted Emissions - Front View



Conducted Emissions - Left View




Radiated Emissions- Ground-parallel view (Below 30 MHz)




Radiated Emissions-perpendicular view (Below 30 MHz)




Radiated Emissions-parallel view (Below 30 MHz)




Radiated Emissions (30 MHz - 1 GHz)



E-Field Test View-A



E-Field Test View-B




E-Field Test View-C




E-Field Test View-D




E-Field Test View-E



E-Field Test View-F




H-Field Test View-A




H-Field Test View-B



H-Field Test View-C



H-Field Test View-D



H-Field Test View-E



H-Field Test View-F

