



USB-C rechargeable lithium polymer battery, lasts up to 12 months per charge when in Low Power Mode. Includes cellular connectivity with purchased subscription. Learn more at pebblebee.com/Found. Requires LTE-M cellular connectivity (Coverage available in USA, Canada, and other pebblebee supported parts of the world with LTE-M bands 2, 4 and 12) or Bluetooth Low Energy 4.0 compatible device with iOS® 11 & up or Android® 5 & up (i.e. iPhone 7* and Nexus 5*). One year manufacturer warranty. For user guide, product & warranty info go to www.pebblebee.com/support ©2020 PB Inc. All rights reserved. pebble bee® is a registered trademark of PB Inc. All other trademarks are property of their respective owners. Patent www.pebblebee.com/patents

MODEL NO. PB-701-B IC Bluetooth SIG certified
FCC ID: 2AG50PB-701-B, IC: 23453-PB701B



3 LIMITED WARRANTY

Pebblebee offers a 1 year limited warranty against product defects, effective from the time of delivery. Product defects do not include those resulting from accident, water damage, product modification, or failure to follow instructions for use. If Pebblebee deems the product defective, Pebblebee will replace the device upon receipt. Please contact support@pebblebee.com if you believe your device to be defective. Our support team can identify and resolve most issues and will be happy to provide exchange directions for devices that fall within the warranty.

4 SAFE ELECTRONIC DISPOSAL

When your device reaches the end of their useful life, please dispose of at your local e-waste center to be recycled and properly discarded ensuring protection of our environment. Contact your local authorities to find a reputable and certified e-waste center near you.

5 SPECS

Location Tracking

Uses GPS, and cellular data

Cellular Coverage

US, Nationwide coverage (LTE-M) and other approved parts of the world with LTE-M bands 2, 4 and 12.

Bluetooth

Uses Bluetooth Low Energy (BLE)
Sync range: up to 500 ft

Mobile Compatibility

Devices with Bluetooth 4.0 and up.
iOS: iOS® 11 & up i.e. iPhone 7*
Android: Android® 9.0 & up i.e. Nexus 5*

Weight / Dimensions

1.1 oz (31 grams)
2.12" x 1.38" x 0.63" / (54 mm x 35 mm x 16 mm)

6 REGULATORY & SAFETY INFORMATION

FCC Compliance Statement

This device complies with part 15 of the FCC Rules. Operation is subject to the following two conditions: (1) This device may not cause harmful interference, and (2) this device must accept any interference received, including interference that may cause undesired operation. Any Changes or modifications not expressly approved by the party responsible for compliance could void the user's authority to operate the equipment.

Note: This equipment has been tested and found to comply with the limits for a Class B digital device, pursuant to part 15 of the FCC Rules. These limits are designed to provide reasonable protection against harmful interference in a residential installation.

This equipment generates uses and can radiate radio frequency energy and, if not installed and used in accordance with the instructions, may cause harmful interference to radio communications. However, there is no guarantee that interference will not occur in a particular installation. If this equipment does cause harmful interference to radio or television reception, which can be determined by turning the equipment off and on, the user is encouraged to try to correct the interference by one or more of the following measures:

FCC RF Exposure Information (SAR)

This device meets the government's requirements for exposure to radio waves. This device is designed and manufactured not to exceed the emission limits for exposure to radio frequency (RF) energy set by the Federal Communications Commission of the U.S. Government. The exposure standard for wireless devices employing a unit of measurement is known as the Specific Absorption Rate, or SAR. The SAR limit set by the FCC/IC is 1.6W/kg. For body worn operation, this device has been tested and meets RF exposure guidelines when use with an accessory that contains no metal. Use of other accessories may not ensure compliance with RF exposure guidelines. The 5mm minimum separation distance between the body and this device should be maintained during the operation to ensure the compliance of RF exposure guidelines.

- Reorient or relocate the receiving antenna.
- Increase the separation between the equipment and receiver.
- Connect the equipment into an outlet on a circuit different from that to which the receiver is connected.
- Consult the dealer or an experienced radio/TV technician for help.

Industry Canada Statement

This device complies with IndustryCanada license-exempt RSS standard(s). Operation is subject to the following two conditions:

- (1) this device may not cause interference, and
- (2) this device must accept any interference, including interference that may cause undesired operation of the device.



CELLULAR GPS LOCATION TRACKER

Don't lose what matters most.











WELCOME TO THE PEBBLEBEE FAMILY

Thanks for choosing Pebblebee. Now that you've received your FOUND you can join millions of users worldwide in tracking your precious valuables and pets.

We hope you will enjoy the peace of mind that the Pebblebee FOUND brings.

GPS CELLULAR TRACKING SYSTEM

-  **NATIONWIDE COVERAGE**
GPS/Cellular Location Tracker
Where Approved (E.U. Not Available)
-  **WATER RESISTANT IPX7**
For Occasional Splashes, Dog Approved
-  **LONG RANGE BLUETOOTH™**
Up to 3000 Foot Range
-  **BRIGHT MULTICOLOR LED**
For Finding and Status Indicator
-  **LASTS UP TO 12 MONTHS**
Full Charge (Starts in Low Power Mode)
-  **LOUD BUZZER**
Volume Controlled with App

1 QUICK START GUIDE

1. Please make sure your Found is fully charged before using it.
2. When the Found's light is a solid green, this indicates that the battery is fully charged.
3. Meanwhile, download the free Pebblebee app for your Android or iOS phone and follow the in-app instructions.
4. Make sure that your phone's Bluetooth is enabled and that you've shared location permissions with the Pebblebee app. If you have any more questions, check out our iOS setup guide or our Android setup guide on pebblebee.com/support page.
5. Allow the app to always access your location. That is needed to allow the Pebblebee app to locate your valuables while running in the background.
6. Place the found device on your valuables. No more losing what matters most.

If you have any questions, please visit pebblebee.com/support

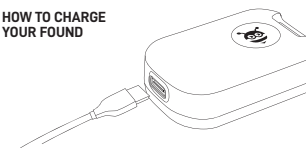
1 CHARGE YOUR FOUND

Your new found device is rechargeable with the included USB-C cable.

How to charge your found

1. Ensure the USB-port is clean and has no residual water prior to charging.
2. Plug the USB-C cable into the port on the side of your found.
3. Plug the other end of the cable into a power adapter or a powered USB port, like your laptop.
4. Make sure that it's powered and the found is charging. The found will pulsate green while charging and illuminate a solid green light when it is fully charged.

HOW TO CHARGE YOUR FOUND



We recommend fully charging your device before use. Your found battery will last up to 12 months when in low power mode and after full charge.

You can check the battery status of the Finder in the device page on the Pebblebee App once claimed and setup.

Note: The battery cannot be removed. The Found includes a rechargeable battery that is not replaceable. Opening or tampering with the device voids warranty.

2 USE AND CARE

Please ensure proper operations of your Found device.

Water Resistance

Your found is IPX7 waterproof. This means that it's safe for water splashes and occasional dips in water. To preserve your found's life, we do not recommend submerging it deeper than 3.3ft (1m) and for more than 30min.

Environmental Requirements

Keep the Found stored in operating temperatures defined below, avoid freezing weather and extremely hot temperatures to ensure best functionality.

Operating temp: 5°F to 110°F (-15°C to 43°C)
Storage temp: -10°F to 130°F (-23°C to 54°C)

Ensure no sediment, mud or water is inside the USB-C port before charging. Charging the device while being wet voids warranty.