

Cat-M1 B2

Frequency: 1900 MHz; Duty Cycle: 1:1; Room Ambient Temperature: 23.0°C; Liquid Temperature: 22.0°C
Medium parameters used: $f = 1900$ MHz; $\sigma = 1.417$ S/m; $\epsilon_r = 40.571$; $\rho = 1000$ kg/m³

DASY5 Configuration:

- Area Scan Setting: Find Secondary Maximum Within: 2.0 dB and with a peak SAR value greater than 0.0012W/kg
- Electronics: DAE4 Sn1486; Calibrated: 2020/6/4
- Probe: EX3DV4 - SN7369; ConvF(8.32, 8.32, 8.32) @ 1900 MHz; Calibrated: 2020/5/29
- Sensor-Surface: 1.4mm (Mechanical Surface Detection (Locations From Previous Scan Used)), Sensor-Surface: 1.4mm (Mechanical Surface Detection)
- Phantom: ELI V5.0 (20deg probe tilt); Type: QD OVA 002 AA; Serial: 1240

Bottom/Bottom/CatM1 B2/Main Ant/ch19100/Area Scan (4x5x1): Measurement grid: dx=15mm, dy=15mm

Maximum value of SAR (measured) = 0.334 W/kg

Bottom/Bottom/CatM1 B2/Main Ant/ch19100/Zoom Scan (5x5x7)/Cube 0: Measurement grid:

dx=7.5mm, dy=7.5mm, dz=5mm

Reference Value = 15.69 V/m; Power Drift = -0.03 dB

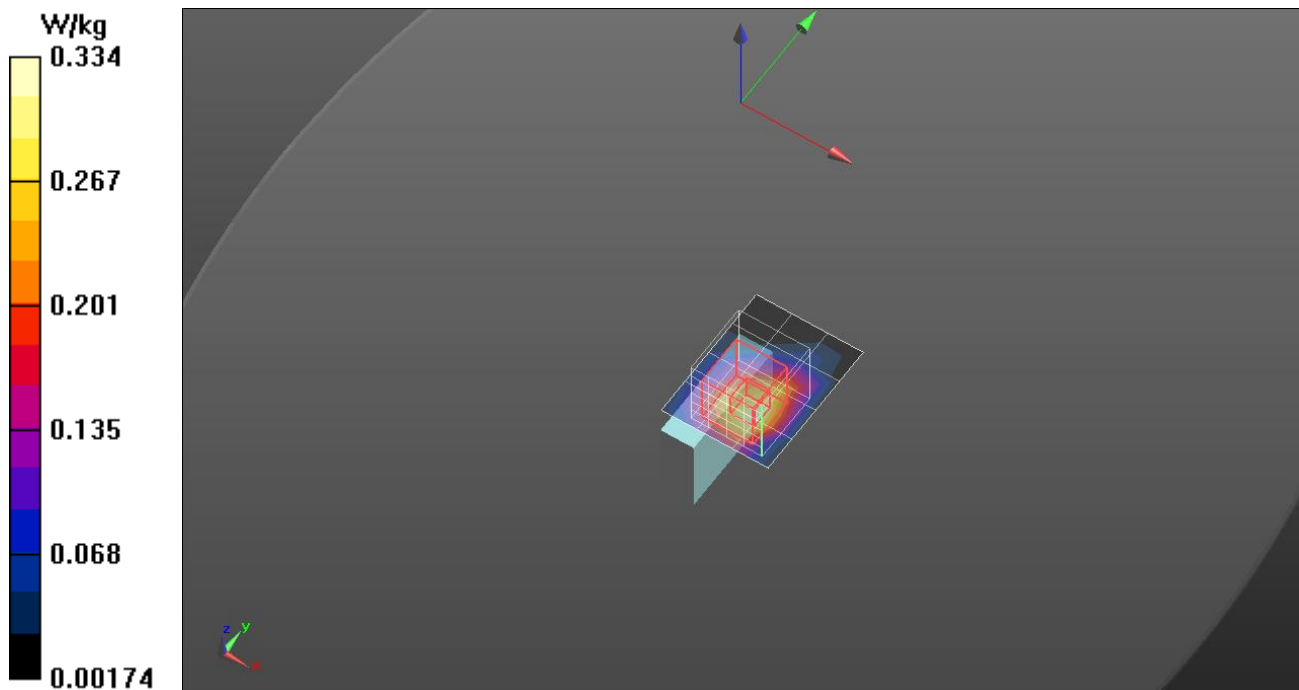
Peak SAR (extrapolated) = 0.511 W/kg

SAR(1 g) = 0.279 W/kg; SAR(10 g) = 0.139 W/kg

Smallest distance from peaks to all points 3 dB below = 9 mm

Ratio of SAR at M2 to SAR at M1 = 59.2%

Maximum value of SAR (measured) = 0.427 W/kg



Cat-M1 B4

Frequency: 1720 MHz; Duty Cycle: 1:1; Room Ambient Temperature: 23.0°C; Liquid Temperature: 22.0°C

Medium parameters used: $f = 1720$ MHz; $\sigma = 1.298$ S/m; $\epsilon_r = 41.48$; $\rho = 1000$ kg/m³

DASY5 Configuration:

- Area Scan Setting: Find Secondary Maximum Within: 2.0 dB and with a peak SAR value greater than 0.0012W/kg
- Electronics: DAE4 Sn1486; Calibrated: 2020/6/4
- Probe: EX3DV4 - SN7369; ConvF(8.63, 8.63, 8.63) @ 1720 MHz; Calibrated: 2020/5/29
- Sensor-Surface: 1.4mm (Mechanical Surface Detection)
- Phantom: ELI V5.0 (20deg probe tilt); Type: QD OVA 002 AA; Serial: 1240

Bottom/Bottom/CatM1 B4/Main Ant/ch20050/Area Scan (4x5x1): Measurement grid: dx=15mm, dy=15mm

Maximum value of SAR (measured) = 0.212 W/kg

Bottom/Bottom/CatM1 B4/Main Ant/ch20050/Zoom Scan (5x5x7)/Cube 0: Measurement grid: dx=7.5mm, dy=7.5mm, dz=5mm

Reference Value = 14.40 V/m; Power Drift = -0.07 dB


Peak SAR (extrapolated) = 0.312 W/kg

SAR(1 g) = 0.173 W/kg; SAR(10 g) = 0.090 W/kg

Smallest distance from peaks to all points 3 dB below = 12.4 mm

Ratio of SAR at M2 to SAR at M1 = 60%

Maximum value of SAR (measured) = 0.253 W/kg



Cat-M1 B12

Frequency: 711 MHz; Duty Cycle: 1:1; Room Ambient Temperature: 23.0°C; Liquid Temperature: 22.0°C

Medium parameters used: $f = 711$ MHz; $\sigma = 0.86$ S/m; $\epsilon_r = 43.151$; $\rho = 1000$ kg/m³

DASY5 Configuration:

- Area Scan Setting: Find Secondary Maximum Within: 2.0 dB and with a peak SAR value greater than 0.0012W/kg
- Electronics: DAE4 Sn1486; Calibrated: 2020/6/4
- Probe: EX3DV4 - SN7369; ConvF(10.24, 10.24, 10.24) @ 711 MHz; Calibrated: 2020/5/29
- Sensor-Surface: 1.4mm (Mechanical Surface Detection)
- Phantom: ELI V5.0 (20deg probe tilt); Type: QD OVA 002 AA; Serial: 1240

Bottom/Bottom/CatM1 B12/Main Ant/ch23130/Area Scan (4x5x1): Measurement grid: dx=15mm, dy=15mm

Maximum value of SAR (measured) = 0.389 W/kg

Bottom/Bottom/CatM1 B12/Main Ant/ch23130/Zoom Scan (5x5x7)/Cube 0: Measurement grid: dx=7.5mm, dy=7.5mm, dz=5mm

Reference Value = 13.11 V/m; Power Drift = -0.09 dB

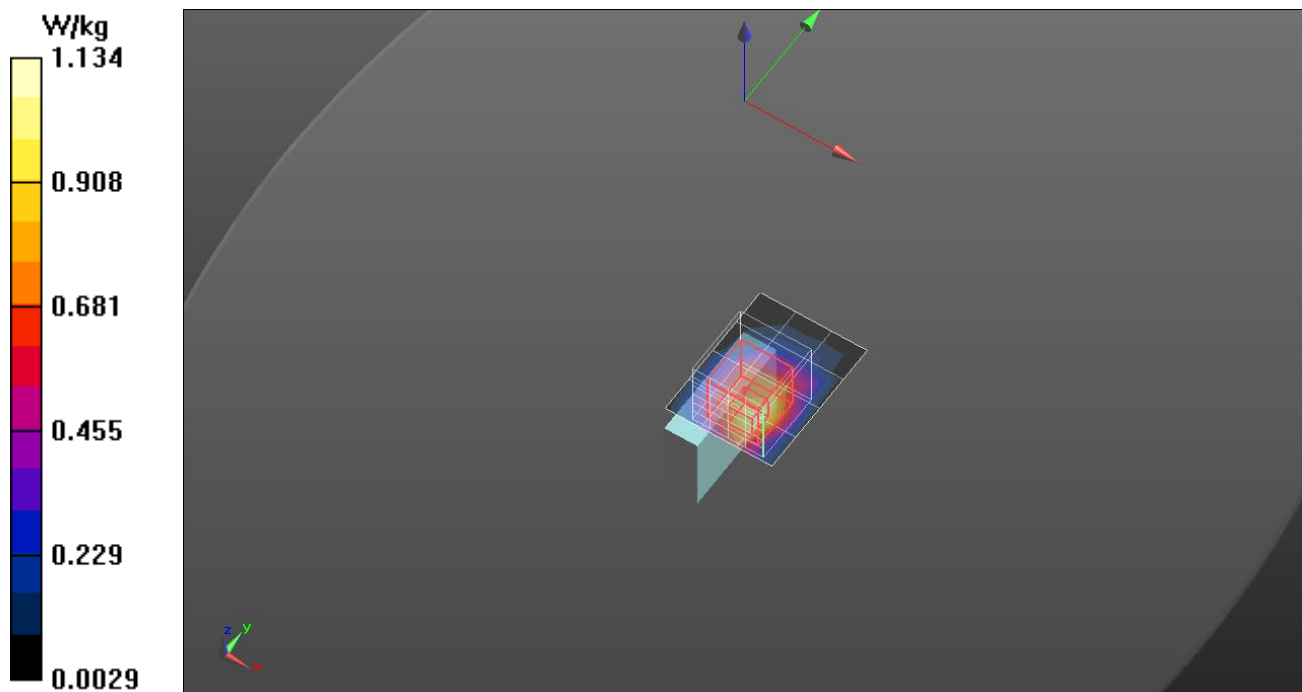
Peak SAR (extrapolated) = 0.691 W/kg

SAR(1 g) = 0.260 W/kg; SAR(10 g) = 0.122 W/kg

Smallest distance from peaks to all points 3 dB below = 8.1 mm

Ratio of SAR at M2 to SAR at M1 = 33.7%

Maximum value of SAR (measured) = 0.451 W/kg



Bluetooth

Frequency: 2440 MHz; Duty Cycle: 1:1; Room Ambient Temperature: 23.0°C; Liquid Temperature: 22.0°C

Medium parameters used: $f = 2440$ MHz; $\sigma = 1.793$ S/m; $\epsilon_r = 37.936$; $\rho = 1000$ kg/m³

DASY5 Configuration:

- Area Scan Setting: Find Secondary Maximum Within: 2.0 dB and with a peak SAR value greater than 0.0012W/kg
- Electronics: DAE4 Sn1486; Calibrated: 2020/6/4
- Probe: EX3DV4 - SN7369; ConvF(7.6, 7.6, 7.6) @ 2440 MHz; Calibrated: 2020/5/29
- Sensor-Surface: 1.4mm (Mechanical Surface Detection)
- Phantom: ELI V5.0 (20deg probe tilt); Type: QD OVA 002 AA; Serial: 1240

Configuration/Top/BLE/Main Ant/ch19/Area Scan (5x6x1): Measurement grid: dx=12mm, dy=12mm

Maximum value of SAR (measured) = 0.104 W/kg

Configuration/Top/BLE/Main Ant/ch19/Zoom Scan (7x7x7)/Cube 0: Measurement grid: dx=5mm, dy=5mm, dz=5mm

Reference Value = 9.285 V/m; Power Drift = -0.00 dB

Peak SAR (extrapolated) = 0.193 W/kg

Peak SAR (extrapolated) = 0.193 W/kg

SAR(1 g) = 0.084 W/kg; SAR(10 g) = 0.033 W/kg

Smallest distance from peaks to all points 3 dB below = 8 mm

Ratio of SAR at M2 to SAR at M1 = 45.4%

Maximum value of SAR (measured) = 0.152 W/kg

