









WELCOME TO THE PEBBLEBEE FAMILY

Thanks for choosing Pebblebee. Now that you've received your Clip you can join millions of users worldwide in tracking your valuables.

We hope that you will enjoy the peace of mind that the Pebblebee Clip brings.

pebblebee® CLIP

-  Works with Apple Find My™
-  Rechargeable battery
-  Splash resistant
-  Loud melody
-  Track location
-  Left Behind™ alert

1 Charge your Clip

Your new Clip is rechargeable with the included charging cable. Please ensure your Clip is fully charged before first use.

How to charge your Pebblebee Clip

1. Plug USB end into a power adapter or a USB port, such as your laptop.
2. Plug the USB-C end into the device.
3. The LEDs on the Clip will pulsate when charging and illuminate a solid light when it's fully charged.



Note: The battery cannot be removed. The Clip includes a rechargeable battery that is not replaceable. Opening or tampering with the device voids warranty.

2 Works with Apple Find My

Pebblebee Clip works with the Apple Find My network. With hundreds of millions of Apple devices around the world, advanced end-to-end encryption, and industry leading security, the Find My network lets users easily locate their belongings in the Find My app with the peace of mind that their privacy is protected.

Pebblebee Clip can be used with the Apple Find My network **OR** the Pebblebee App on Google Play® and App Store®. Using the Apple Find My network, prohibits the use of the Pebblebee App, and vice versa. You may not operate simultaneously on the Apple Find My network and Pebblebee network. In order to change networks, you must reset the device to factory settings.

Learn more at: pebblebee.com/clip

Use of the Works with Apple badge means that a product has been designed to work specifically with the technology identified in the badge and has been certified by the product manufacturer to meet Apple Find My network product specifications and requirements. Apple is not responsible for the operation of this device or use of this product or its compliance with safety and regulatory standards.



Set up Clip in the Find My app

To set up Clip in the Find My app:

1. Double-press the Pebblebee logo on the front of the Clip. You'll hear a confirmation sound.
2. Open the Find My app on your iPhone or iPad and tap +.
3. Next tap "Add Other Item" and follow the instructions displayed in the app.

How to remove item from the Find My app

1. Navigate to the item page on the Find My app.
2. Scroll to the bottom.
3. Tap "Remove item", then "Remove".

3 Works with Pebblebee App

1. PLEASE NOTE: If you chose the Pebblebee App to claim your Clip, you will not have access to the Apple Find My network.

2. Download the free Pebblebee App for your Android or iOS phone and follow the in-app instructions.
3. Make sure that your phone's Bluetooth is enabled and that you've shared location permissions with the Pebblebee app. If you have any more questions, check out our setup guide on help.pebblebee.com
4. Allow the Pebblebee app to always access your location. This is needed to allow the app to locate your valuables at all time. In case you lose your items, the App will notify you of the last known location.
5. Attach the Clip to whatever you want. No more losing what matters the most.

4 Factory resetting your Clip

If you want to give your Clip to a new owner to claim it, or if you would like to switch between the Apple Find My network and the Pebblebee network you will need to factory reset your Clip with the following instructions:

1. Locate the Pebblebee logo on the front of the Clip.
2. Triple press the logo (3x) then press and hold for 10 seconds. You'll hear a confirmation sound.

This will reset the device and allow you to use it with either the Apple Find My network **OR** the Pebblebee App.

pebblebee®

At Pebblebee we create technology for peace of mind. We are focused on designing devices that makes your life easier. We hold a range of products that includes key trackers, pet trackers, and devices that use Bluetooth, GPS and cellular connectivity to keep track of your valuables.

Check out our products on pebblebee.com



Scan to get **10% discount** on your next order!



pebblebee® CLIP

Rechargeable lithium polymer battery, lasts up to 6 months per charge. The Apple Find My network provides an easy, secure way to locate compatible personal items on a map using the Find My app on your iPhone®, iPad®, iPod touch®, Mac®, or the Find Items app on Apple Watch®. To use the Apple Find My app or the Find Items app on Apple Watch® to locate this item, the latest version of iOS®, iPadOS®, macOS®, or watchOS® is recommended. Apple, Apple Watch, Find My, iPad, iPadOS, iPod touch, iPhone, Mac, macOS and watchOS are trademarks of Apple Inc. iOS is a trademark or registered trademark of Cisco in the U.S. and other countries and is used under license.

MODEL NO. PB-531-BG
PB-521-B
FCC ID: 2AG5O-PB-531-BG
IC: 23453-PB531BG

   @pebblebee



5 Use and care

Please ensure proper operations of your Clip device.

Water Resistance

The Clip has IPX6 rating of water resistancy, which means it can resist high-pressure, heavy sprays of water, but is not safe for swimming.

Environmental Requirements

Keep the Clip stored and operating in temperatures listed below. Avoid freezing weather and extremely hot temperatures to ensure best functionality.

Operating temp: 5 °F to 11 °F (-15 °C to 43 °C)
Storage temp: -1+ °F to 130 °F (-23 °C to 54 °C)

Make sure that device is dry before charging it. Charging the device when it's wet voids warranty.

6 Limited warranty

Pebblebee offers a 1 year limited warranty against product defects, effective from the time of delivery. Product defects do not include those resulting from accident, water damage, product modification, or failure to follow instructions for use. If Pebblebee deems the product defective, Pebblebee will replace the device upon receipt.

Please contact support@pebblebee.com if you believe your device to be defective. Our support team can identify and resolve most issues and will be happy to provide exchange directions for devices that fall within the warranty.

7 Safe electrical disposal

When your device reaches the end of their useful life, please dispose of at your local e-waste center to be recycled and properly discarded, ensuring protection of our environment. Contact your local authorities to find a reputable and certified e-waste center near you.

8 Specs

Location Services

Bluetooth
Apple Find My network

Mobile Compatibility

Requires Bluetooth 4.0 and up.

To use the Apple Find My app or the Find Items app on Apple Watch® to locate this item, the latest version of iOS®, iPadOS®, macOS®, or watchOS® is recommended.

To use the Pebblebee app, we recommend using the latest version of iOS or Android.
For more instructions please visit:
help.pebblebee.com

Power

USB-A to USB-C charging

Weight / Dimensions

0.88 oz (25 grams)
1.57" x 1.93" x 0.3" (40 mm x 49 mm x 8 mm)

9 Regulatory & safety information

Industry Canada Compliance Statement

This device complies with Industry Canada's license-exempt RSS(s). Operation is subject to the following two conditions:
(1)This device may not cause interference; and
(2)This device must accept any interference, including interference that may cause undesired operation of the device.

Le présent appareil est conforme aux CNR d'Industrie Canada applicables aux appareils radio exempts de licence. L'exploitation est autorisée aux deux conditions suivantes:
(1)l'appareil ne doit pas produire de brouillage;
(2)l'utilisateur de l'appareil doit accepter tout brouillage radioélectrique subi, même si le brouillage est susceptible d'en compromettre le fonctionnement.

The device meets the exemption from the routine evaluation limits in section 2.5 of RSS 102 and compliance with RSS-102 RF exposure, users can obtain Canadian information on RF exposure and compliance.

Le dispositif rencontre l'exemption des limites courantes d'évaluation dans la section 2.5 de RSS 102 et la conformité à l'exposition de RSS-102 rf, utilisateurs peut obtenir l'information canadienne sur l'exposition et la conformité de rf.

pebblebee®
CLIP™

Rechargeable Item Finder
Powerful Locator for Keys, Bags, and More



RECHARGEABLE
UP TO 6 MONTHS PER CHARGE

This device complies with part 15 of the FCC Rules. Operation is subject to the following two conditions: (1) this device may not cause harmful interference, and (2) this device must accept any interference received, including interference that may cause undesired operation.

Any changes or modifications not expressly approved by the party responsible for compliance could void the user's authority to operate the equipment.

NOTE: This equipment has been tested and found to comply with the limits for a Class B digital device, pursuant to Part 15 of the FCC Rules. These limits are designed to provide reasonable protection against harmful interference in a residential installation. This equipment generates, uses and can radiate radio frequency energy and, if not installed and used in accordance with the instructions, may cause harmful interference to radio communications.

However, there is no guarantee that interference will not occur in a particular installation.

If this equipment does cause harmful interference to radio or television reception, which can be determined by turning the equipment off and on, the user is encouraged to try to correct the interference by one or more of the following measures:

- Reorient or relocate the receiving antenna.
- Increase the separation between the equipment and receiver.
- Connect the equipment into an outlet on a circuit different from that to which the receiver is connected.
- Consult the dealer or an experienced radio/TV technician for help.

The device has been evaluated to meet general RF exposure requirement. The device can be used in portable exposure condition without restriction