


## FCC Part15.247&IC Test Setup Photograph

Description: Radiated Emission Test Setup for Below 30MHz



Description: Radiated Emission Test Setup for Below 1GHz



Description: Radiated Emission Test Setup for 1~18GHz




Description: Radiated Emission Test Setup for Above 18GHz




Bottom-Antenna Horizontal at 0mm




Left side-Antenna Horizontal at 0mm




Right side-Antenna Horizontal at 0mm



Bottom-Antenna Vertical at 0mm



## Depth of the liquid in the phantom – Zoom in



Note: The position used in the measurements were according to IEEE 1528-2013