




# **Appendix D**


## **Photographs**

1. SAR measurement System
2. Photographs of Tissue Simulate Liquid
3. Photographs of EUT test position
4. EUT Constructional Details





## 1. SAR measurement System



## 2. Photographs of Tissue Simulate Liquid

Photo 1: Tissue Simulant Liquid for Body 2450	N/A
	N/A

### 3. Photographs of EUT test position

Photo 2: Front side 5mm	Photo 3: Back side 5mm
	
Photo 4: Left side 5mm	Photo 5: Top side 5mm
	

#### 4. EUT Constructional Details

Photo 6: Front View	Photo 7: Back View
