

**SAR SYSTEM VALIDATION DATA****DUT: Dipole 835 MHz; Type: D835V2; S/N: 454**

Communication System: CW; Frequency: 835 MHz; Duty Cycle: 1:1

Medium parameters used:  $f = 835$  MHz;  $\sigma = 0.92$  S/m;  $\epsilon_r = 41.35$ ;  $\rho = 1000$  kg/m<sup>3</sup>

Phantom section: Flat Section

DASY4 Configuration:

- Probe: ET3DV6 - SN1664; ConvF(6.33, 6.33, 6.33); Calibrated: 11/17/2016
- Sensor-Surface: 4mm (Mechanical Surface Detection)
- Electronics: DAE4 Sn527; Calibrated: 10/19/2016
- Phantom: TWIN SAM; Type: QD000P40CC; Serial: TP:1368
- Measurement SW: DASY4, V4.5 Build 19; Postprocessing SW: SEMCAD, V1.8 Build 145

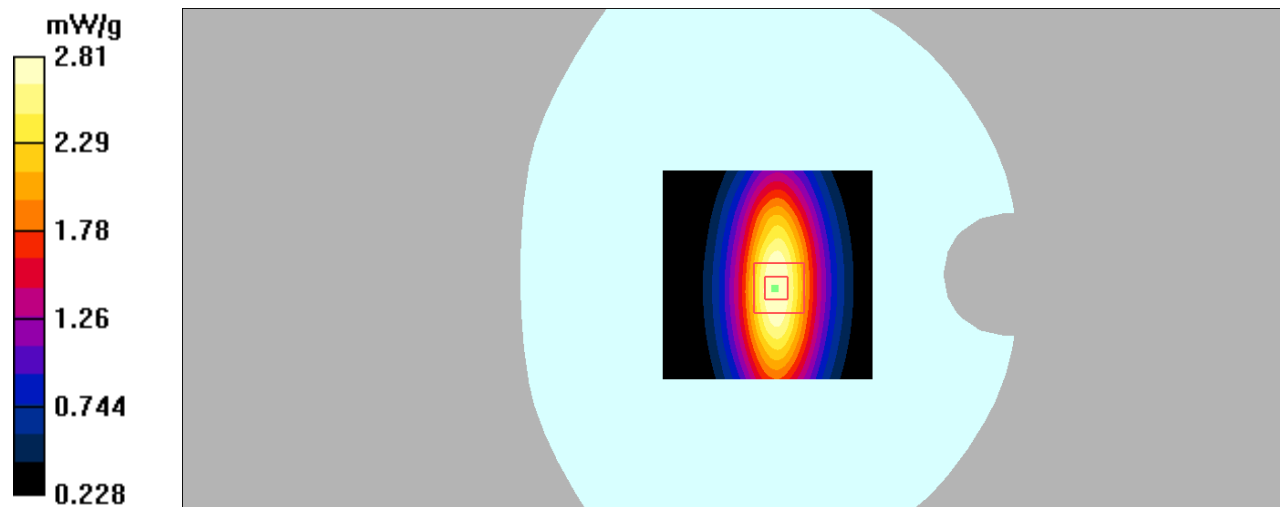
**835 Head system check /Area Scan (61x61x1):** Measurement grid: dx=15mm, dy=15mm  
Maximum value of SAR (interpolated) = 2.87 mW/g**835 Head system check /Zoom Scan (5x5x7)/Cube 0:** Measurement grid: dx=8mm, dy=8mm, dz=5mm

Reference Value = 57.6 V/m; Power Drift = -0.060 dB

Peak SAR (extrapolated) = 3.66 W/kg

**SAR(1 g) = 2.38 mW/g; SAR(10 g) = 1.47 mW/g**

Maximum value of SAR (measured) = 2.81 mW/g



**DUT: Dipole 835 MHz; Type: D835V2; S/N: 454**

Communication System: CW; Frequency: 835 MHz; Duty Cycle: 1:1

Medium parameters used:  $f = 835$  MHz;  $\sigma = 0.99$  S/m;  $\epsilon_r = 54.66$ ;  $\rho = 1000$  kg/m<sup>3</sup>

Phantom section: Flat Section

DASY4 Configuration:

- Probe: ET3DV6 - SN1664; ConvF(6.41, 6.41, 6.41); Calibrated: 11/17/2016

- Sensor-Surface: 4mm (Mechanical Surface Detection)

- Electronics: DAE4 Sn527; Calibrated: 10/19/2016

- Phantom: TWIN SAM; Type: QD000P40CC; Serial: TP:1368

- Measurement SW: DASY4, V4.5 Build 19; Postprocessing SW: SEMCAD, V1.8 Build 145

**835 Body system check /Area Scan (61x61x1):** Measurement grid: dx=15mm, dy=15mm

Maximum value of SAR (interpolated) = 2.81 mW/g

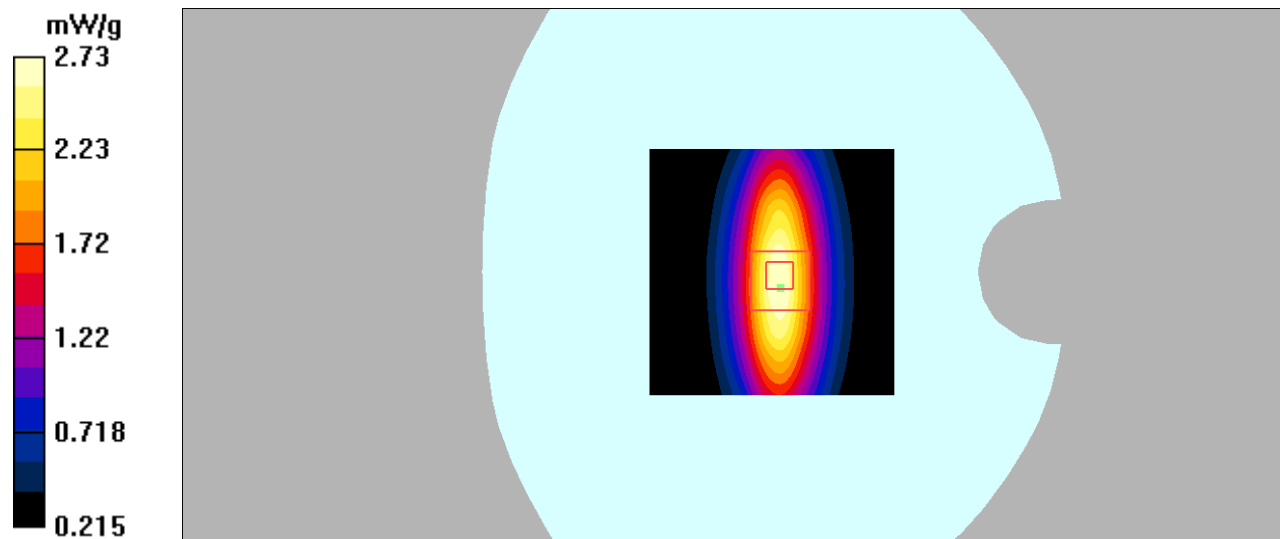
**835 Body system check /Zoom Scan (5x5x7)/Cube 0:** Measurement grid: dx=8mm, dy=8mm, dz=5mm

Reference Value = 54.2 V/m; Power Drift = -0.085 dB

Peak SAR (extrapolated) = 3.56 W/kg

**SAR(1 g) = 2.33 mW/g; SAR(10 g) = 1.45 mW/g**

Maximum value of SAR (measured) = 2.73 mW/g



**DUT: Dipole 1900 MHz; Type: D1900V2; S/N: 5d207**

Communication System: CW; Frequency: 1900 MHz; Duty Cycle: 1:1

Medium parameters used:  $f = 1900$  MHz;  $\sigma = 1.40$  S/m;  $\epsilon_r = 40.61$ ;  $\rho = 1000$  kg/m<sup>3</sup>

Phantom section: Flat Section

DASY4 Configuration:

- Probe: ET3DV6 - SN1664; ConvF(4.92, 4.92, 4.92); Calibrated: 11/17/2016

- Sensor-Surface: 4mm (Mechanical Surface Detection)

- Electronics: DAE4 Sn527; Calibrated: 10/19/2016

- Phantom: TWIN SAM; Type: QD000P40CC; Serial: TP:1368

- Measurement SW: DASY4, V4.5 Build 19; Postprocessing SW: SEMCAD, V1.8 Build 145

**1900 head system check/Area Scan (61x61x1):** Measurement grid: dx=15mm, dy=15mm

Maximum value of SAR (interpolated) = 12.9 mW/g


**1900 head system check/Zoom Scan (5x5x7)/Cube 0:** Measurement grid: dx=8mm, dy=8mm, dz=5mm

Reference Value = 96.1 V/m; Power Drift = -0.021 dB

Peak SAR (extrapolated) = 18.9 W/kg

**SAR(1 g) = 10.6 mW/g; SAR(10 g) = 5.48 mW/g**

Maximum value of SAR (measured) = 11.7 mW/g



**DUT: Dipole 1900 MHz; Type: D1900V2; S/N: 5d207**

Communication System: CW; Frequency: 1900 MHz; Duty Cycle: 1:1

Medium parameters used:  $f = 1900$  MHz;  $\sigma = 1.53$  S/m;  $\epsilon_r = 52.34$ ;  $\rho = 1000$  kg/m<sup>3</sup>

Phantom section: Flat Section

DASY4 Configuration:

- Probe: ET3DV6 - SN1664; ConvF(4.32, 4.32, 4.32); Calibrated: 11/17/2016

- Sensor-Surface: 4mm (Mechanical Surface Detection)

- Electronics: DAE4 Sn527; Calibrated: 10/19/2016

- Phantom: TWIN SAM; Type: QD000P40CC; Serial: TP:1368

- Measurement SW: DASY4, V4.5 Build 19; Postprocessing SW: SEMCAD, V1.8 Build 145

**1900 Body system check/Area Scan (61x61x1):** Measurement grid: dx=15mm, dy=15mm

Maximum value of SAR (interpolated) = 14.5 mW/g


**1900 Body system check/Zoom Scan (5x5x7)/Cube 0:** Measurement grid: dx=8mm, dy=8mm, dz=5mm

Reference Value = 104.7 V/m; Power Drift = -0.066 dB

Peak SAR (extrapolated) = 16.9 W/kg

**SAR(1 g) = 10.8 mW/g; SAR(10 g) = 5.71 mW/g**

Maximum value of SAR (measured) = 13.1 mW/g



**SAR plots:****DUT: Play; Type: B106;**

Communication System: GSM bands; Frequency: 836.6 MHz; Duty Cycle: 1:8

Medium parameters used:  $f = 836.6$  MHz;  $\sigma = 0.89$  mho/m;  $\epsilon_r = 41.64$ ;  $\rho = 1000$  kg/m<sup>3</sup>

Phantom section: Left Section

DASY4 Configuration:

- Probe: ET3DV6 - SN1664; ConvF(6.33, 6.33, 6.33); Calibrated: 11/17/2016
- Sensor-Surface: 4mm (Mechanical Surface Detection)
- Electronics: DAE4 Sn527; Calibrated: 10/19/2016
- Phantom: TWIN SAM; Type: QD000P40CC; Serial: TP:1368
- Postprocessing SW: SEMCAD, V1.8 Build 145

**GSM850\_GSM Voice\_Left Cheek\_Middle Channel/Area Scan (51x91x1):**

Measurement grid:  $dx=15$ mm,  $dy=15$ mm

Maximum value of SAR (interpolated) = 0.422 mW/g

**GSM850\_GSM Voice\_Left Cheek\_Middle Channel/Zoom Scan (5x5x7)/Cube 0:**

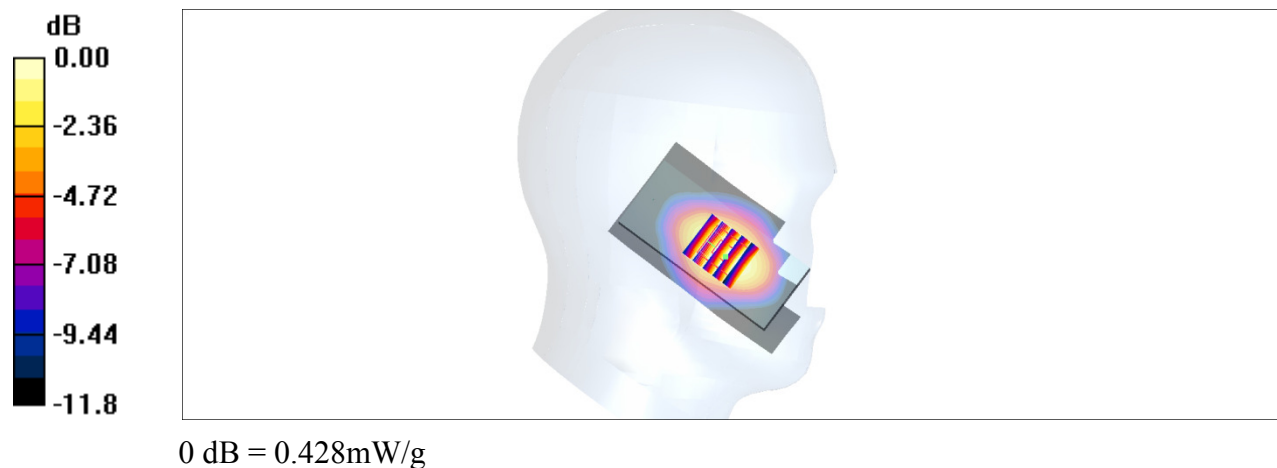
Measurement grid:  $dx=8$ mm,  $dy=8$ mm,  $dz=5$ mm

Reference Value = 4.03 V/m; Power Drift = -0.121 dB

Peak SAR (extrapolated) = 0.555 W/kg

**SAR(1 g) = 0.389 mW/g; SAR(10 g) = 0.260 mW/g**

Maximum value of SAR (measured) = 0.428 mW/g



**DUT: Play; Type: B106;**

Communication System: GSM bands; Frequency: 836.6 MHz; Duty Cycle: 1:8

Medium parameters used:  $f = 836.6$  MHz;  $\sigma = 0.89$  mho/m;  $\epsilon_r = 41.64$ ;  $\rho = 1000$  kg/m<sup>3</sup>

Phantom section: Left Section

DASY4 Configuration:

- Probe: ET3DV6 - SN1664; ConvF(6.33, 6.33, 6.33); Calibrated: 11/17/2016
- Sensor-Surface: 4mm (Mechanical Surface Detection)
- Electronics: DAE4 Sn527; Calibrated: 10/19/2016
- Phantom: TWIN SAM; Type: QD000P40CC; Serial: TP:1368
- Postprocessing SW: SEMCAD, V1.8 Build 145

**GSM850\_GSM Voice\_Left Tilt\_Middle Channel/Area Scan (51x91x1):** Measurement grid: dx=15mm, dy=15mm

Maximum value of SAR (interpolated) = 0.172 mW/g

**GSM850\_GSM Voice\_Left Tilt\_Middle Channel/Zoom Scan (5x5x7)/Cube 0:**

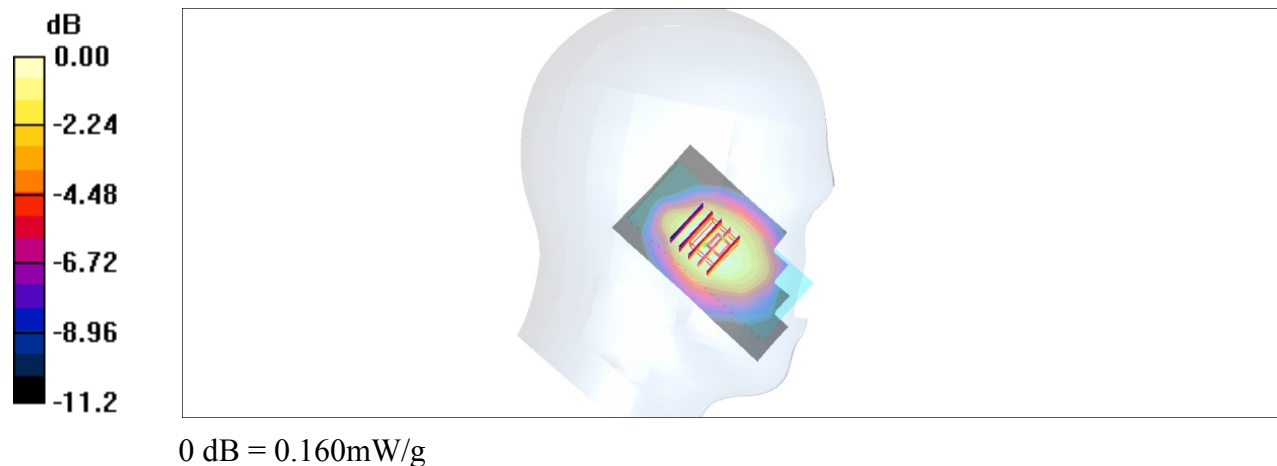
Measurement grid: dx=8mm, dy=8mm, dz=5mm

Reference Value = 2.22 V/m; Power Drift = 0.13 dB

Peak SAR (extrapolated) = 0.194 W/kg

**SAR(1 g) = 0.145 mW/g; SAR(10 g) = 0.101 mW/g**

Maximum value of SAR (measured) = 0.160 mW/g



**DUT: Play; Type: B106;**

Communication System: GSM bands; Frequency: 836.6 MHz; Duty Cycle: 1:8

Medium parameters used:  $f = 836.6$  MHz;  $\sigma = 0.89$  mho/m;  $\epsilon_r = 41.64$ ;  $\rho = 1000$  kg/m<sup>3</sup>

Phantom section: Right Section

DASY4 Configuration:

- Probe: ET3DV6 - SN1664; ConvF(6.33, 6.33, 6.33); Calibrated: 11/17/2016
- Sensor-Surface: 4mm (Mechanical Surface Detection)
- Electronics: DAE4 Sn527; Calibrated: 10/19/2016
- Phantom: TWIN SAM; Type: QD000P40CC; Serial: TP:1368
- Postprocessing SW: SEMCAD, V1.8 Build 145

**GSM850\_GSM Voice\_Right Cheek Middle Channel/Area Scan (51x91x1):**

Measurement grid: dx=15mm, dy=15mm

Maximum value of SAR (interpolated) = 0.173 mW/g

**GSM850\_GSM Voice\_Right Cheek Middle Channel/Zoom Scan (5x5x7)/Cube 0:**


Measurement grid: dx=8mm, dy=8mm, dz=5mm

Reference Value = 7.47 V/m; Power Drift = -0.02 dB

Peak SAR (extrapolated) = 0.211 W/kg

**SAR(1 g) = 0.137 mW/g; SAR(10 g) = 0.088 mW/g**

Maximum value of SAR (measured) = 0.153 mW/g



**DUT: Play; Type: B106;**

Communication System: GSM bands; Frequency: 836.6 MHz; Duty Cycle: 1:8

Medium parameters used:  $f = 836.6$  MHz;  $\sigma = 0.89$  mho/m;  $\epsilon_r = 41.64$ ;  $\rho = 1000$  kg/m<sup>3</sup>

Phantom section: Right Section

DASY4 Configuration:

- Probe: ET3DV6 - SN1664; ConvF(6.33, 6.33, 6.33); Calibrated: 11/17/2016
- Sensor-Surface: 4mm (Mechanical Surface Detection)
- Electronics: DAE4 Sn527; Calibrated: 10/19/2016
- Phantom: TWIN SAM; Type: QD000P40CC; Serial: TP:1368
- Postprocessing SW: SEMCAD, V1.8 Build 145

**GSM850\_GSM Voice\_Right Tilt\_Middle Channel/Area Scan (51x91x1):**

Measurement grid: dx=15mm, dy=15mm

Maximum value of SAR (interpolated) = 0.058 mW/g

**GSM850\_GSM Voice\_Right Tilt\_Middle Channel/Zoom Scan (5x5x7)/Cube 0:**

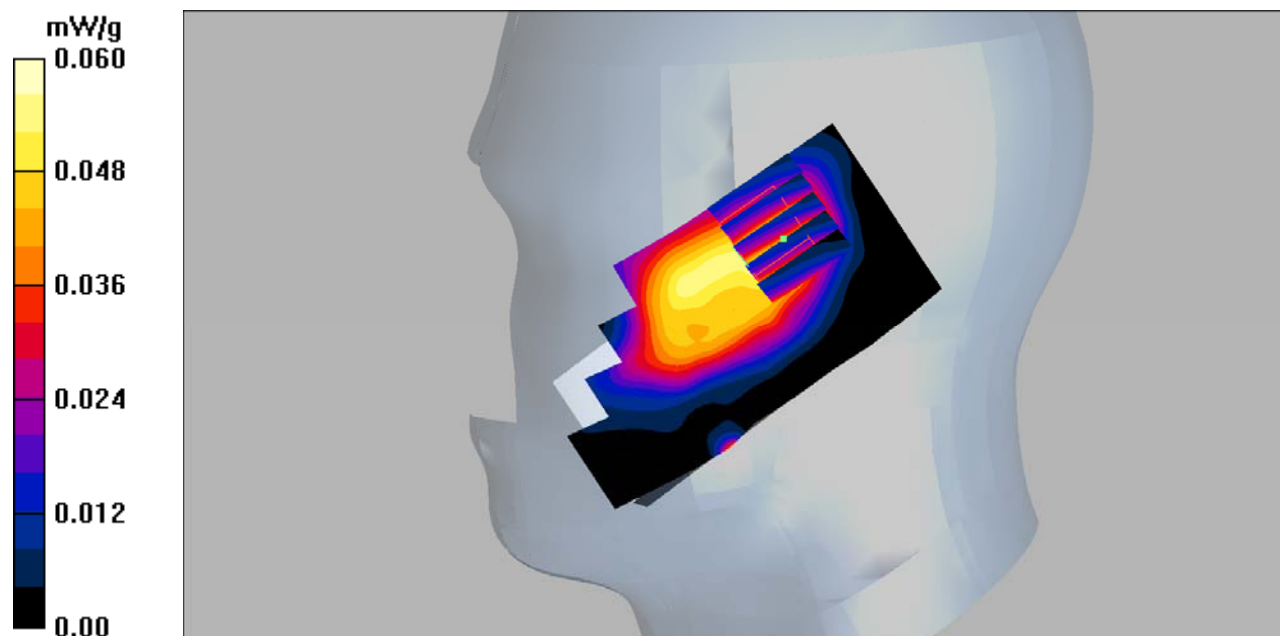
Measurement grid: dx=8mm, dy=8mm, dz=5mm

Reference Value = 5.22 V/m; Power Drift = 0.152 dB

Peak SAR (extrapolated) = 0.081 W/kg

**SAR(1 g) = 0.054 mW/g; SAR(10 g) = 0.036 mW/g**

Maximum value of SAR (measured) = 0.060 mW/g





**DUT: Play; Type: B106;**

Communication System: GSM bands; Frequency: 824.2 MHz; Duty Cycle: 1:8

Medium parameters used:  $f = 824.2$  MHz;  $\sigma = 0.97$  mho/m;  $\epsilon_r = 54.36$ ;  $\rho = 1000$  kg/m<sup>3</sup>

Phantom section: Flat Section

DASY4 Configuration:

- Probe: ET3DV6 - SN1664; ConvF(6.41, 6.41, 6.41); Calibrated: 11/17/2016
- Sensor-Surface: 4mm (Mechanical Surface Detection)
- Electronics: DAE4 Sn527; Calibrated: 10/19/2016
- Phantom: TWIN SAM; Type: QD000P40CC; Serial: TP:1368
- Postprocessing SW: SEMCAD, V1.8 Build 145

**GSM850\_GSM\_Voice\_Back\_Low Channel/Area Scan (51x81x1):** Measurement grid:

$dx=15$ mm,  $dy=15$ mm

Maximum value of SAR (interpolated) = 1.67 mW/g

**GSM850\_GSM\_Voice\_Back\_Low Channel/Zoom Scan (5x5x7)/Cube 0:**

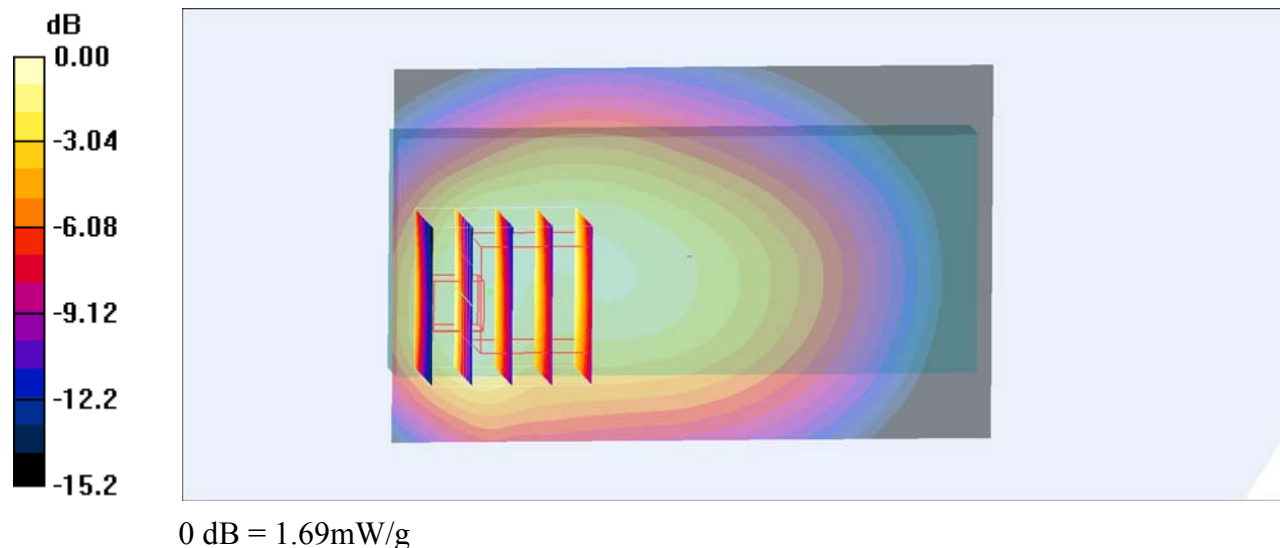
Measurement grid:  $dx=8$ mm,  $dy=8$ mm,  $dz=5$ mm

Reference Value = 32.6 V/m; Power Drift = -0.061 dB

Peak SAR (extrapolated) = 2.19 W/kg

**SAR(1 g) = 1.14 mW/g; SAR(10 g) = 0.724 mW/g**

Maximum value of SAR (measured) = 1.69 mW/g



**DUT: Play; Type: B106;**

Communication System: GSM bands; Frequency: 836.6 MHz; Duty Cycle: 1:8

Medium parameters used:  $f = 836.6$  MHz;  $\sigma = 0.99$  mho/m;  $\epsilon_r = 54.32$ ;  $\rho = 1000$  kg/m<sup>3</sup>

Phantom section: Flat Section

DASY4 Configuration:

- Probe: ET3DV6 - SN1664; ConvF(6.41, 6.41, 6.41); Calibrated: 11/17/2016
- Sensor-Surface: 4mm (Mechanical Surface Detection)
- Electronics: DAE4 Sn527; Calibrated: 10/19/2016
- Phantom: TWIN SAM; Type: QD000P40CC; Serial: TP:1368
- Postprocessing SW: SEMCAD, V1.8 Build 145

**GSM850\_GSM\_Voice\_Back\_Middle Channel/Area Scan (51x81x1):** Measurement grid: dx=15mm, dy=15mm

Maximum value of SAR (interpolated) = 1.56 mW/g

**GSM850\_GSM\_Voice\_Back\_Middle Channel/Zoom Scan (5x5x7)/Cube 0:**

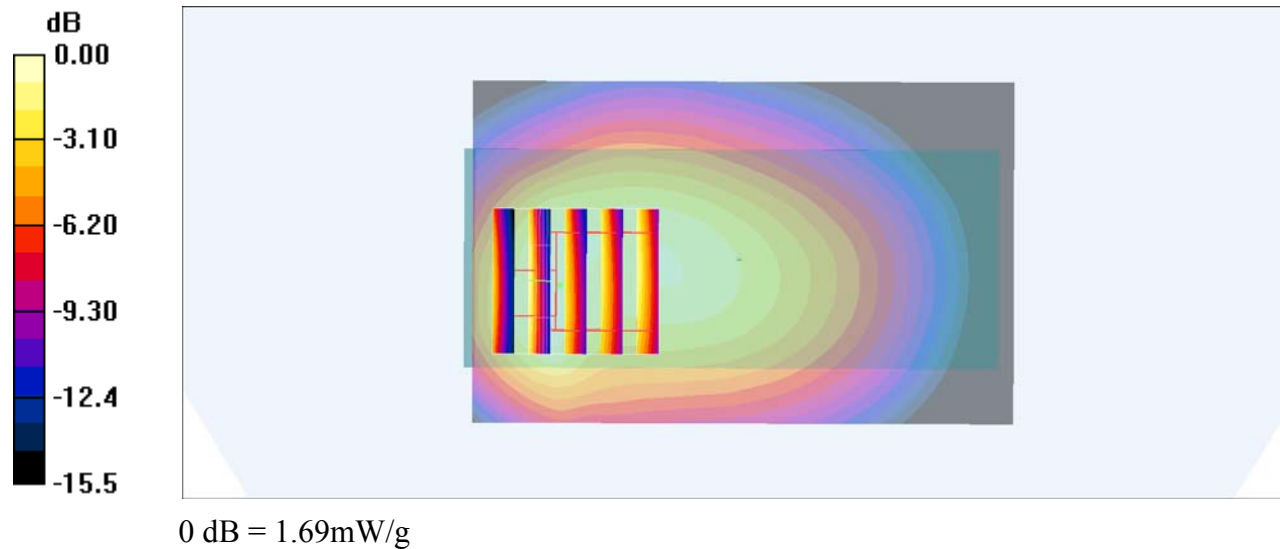
Measurement grid: dx=8mm, dy=8mm, dz=5mm

Reference Value = 31.6 V/m; Power Drift = 0.135 dB

Peak SAR (extrapolated) = 2.24 W/kg

**SAR(1 g) = 1.11 mW/g; SAR(10 g) = 0.691 mW/g**

Maximum value of SAR (measured) = 1.69 mW/g



**DUT: Play; Type: B106;**

Communication System: GSM bands; Frequency: 848.8 MHz; Duty Cycle: 1:8

Medium parameters used:  $f = 848.8$  MHz;  $\sigma = 0.99$  mho/m;  $\epsilon_r = 54.5$ ;  $\rho = 1000$  kg/m<sup>3</sup>

Phantom section: Flat Section

DASY4 Configuration:

- Probe: ET3DV6 - SN1664; ConvF(6.41, 6.41, 6.41); Calibrated: 11/17/2016
- Sensor-Surface: 4mm (Mechanical Surface Detection)
- Electronics: DAE4 Sn527; Calibrated: 10/19/2016
- Phantom: TWIN SAM; Type: QD000P40CC; Serial: TP:1368
- Postprocessing SW: SEMCAD, V1.8 Build 145

**GSM850\_GSM\_Voice\_Back\_High Channel/Area Scan (51x81x1):** Measurement grid:

$dx=15$ mm,  $dy=15$ mm

Maximum value of SAR (interpolated) = 1.37 mW/g

**GSM850\_GSM\_Voice\_Back\_High Channel/Zoom Scan (5x5x7)/Cube 0:**

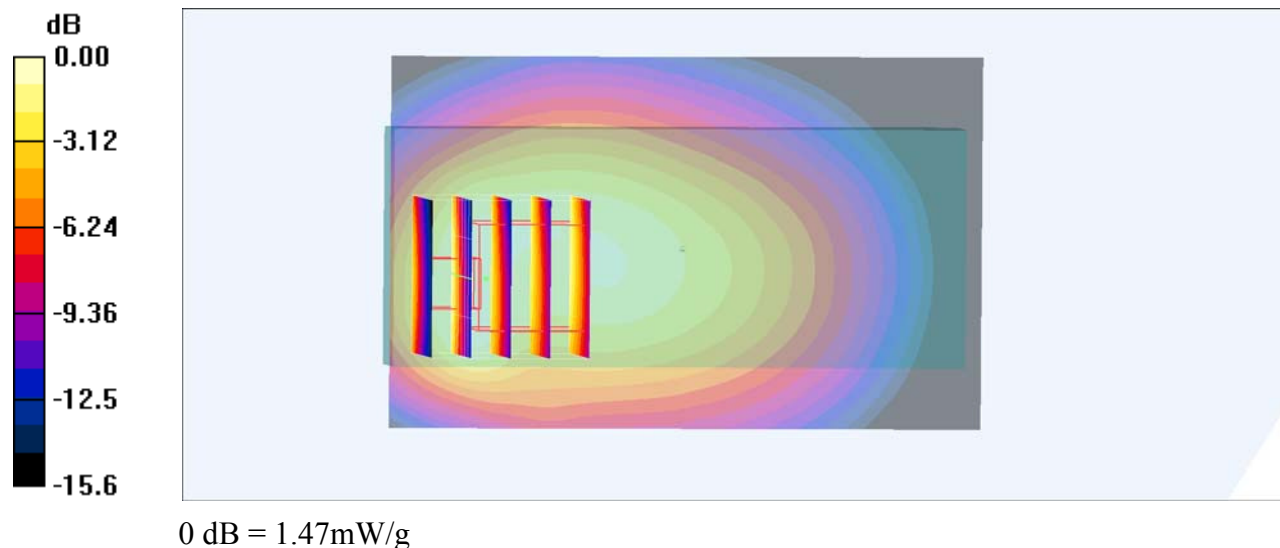
Measurement grid:  $dx=8$ mm,  $dy=8$ mm,  $dz=5$ mm

Reference Value = 29.5 V/m; Power Drift = -0.069 dB

Peak SAR (extrapolated) = 1.92 W/kg

**SAR(1 g) = 0.964 mW/g; SAR(10 g) = 0.599 mW/g**

Maximum value of SAR (measured) = 1.47 mW/g



**DUT: Play; Type: B106;**

Communication System: GPRS bands-2slots; Frequency: 824.2 MHz; Duty Cycle: 1:4

Medium parameters used:  $f = 824.2$  MHz;  $\sigma = 0.97$  mho/m;  $\epsilon_r = 54.36$ ;  $\rho = 1000$  kg/m<sup>3</sup>

Phantom section: Flat Section

DASY4 Configuration:

- Probe: ET3DV6 - SN1664; ConvF(6.41, 6.41, 6.41); Calibrated: 11/17/2016
- Sensor-Surface: 4mm (Mechanical Surface Detection)
- Electronics: DAE4 Sn527; Calibrated: 10/19/2016
- Phantom: TWIN SAM; Type: QD000P40CC; Serial: TP:1368
- Postprocessing SW: SEMCAD, V1.8 Build 145

**GSM850\_GPRS(2Tx slot)\_Back\_Low Channel/Area Scan (51x81x1):** Measurement grid: dx=15mm, dy=15mm

Maximum value of SAR (interpolated) = 1.81 mW/g

**GSM850\_GPRS(2Tx slot)\_Back\_Low Channel/Zoom Scan (5x5x7)/Cube 0:**

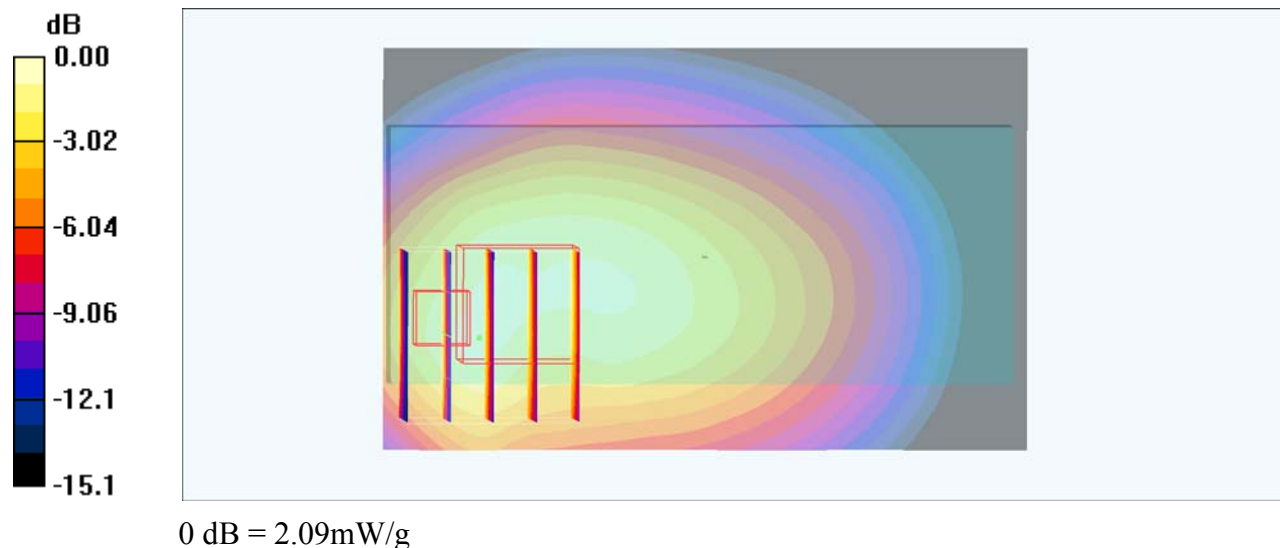
Measurement grid: dx=8mm, dy=8mm, dz=5mm

Reference Value = 38.7 V/m; Power Drift = 0.175 dB

Peak SAR (extrapolated) = 2.71 W/kg

**SAR(1 g) = 1.37 mW/g; SAR(10 g) = 0.883 mW/g**

Maximum value of SAR (measured) = 2.09 mW/g



**DUT: Play; Type: B106;**

Communication System: GPRS bands-2slots; Frequency: 836.6 MHz;Duty Cycle: 1:4

Medium parameters used:  $f = 836.6$  MHz;  $\sigma = 0.99$  mho/m;  $\epsilon_r = 54.32$ ;  $\rho = 1000$  kg/m<sup>3</sup>

Phantom section: Flat Section

DASY4 Configuration:

- Probe: ET3DV6 - SN1664; ConvF(6.41, 6.41, 6.41); Calibrated: 11/17/2016
- Sensor-Surface: 4mm (Mechanical Surface Detection)
- Electronics: DAE4 Sn527; Calibrated: 10/19/2016
- Phantom: TWIN SAM; Type: QD000P40CC; Serial: TP:1368
- Postprocessing SW: SEMCAD, V1.8 Build 145

**GSM850\_GPRS(2Tx slot)\_Back\_Mid Channel/Area Scan (51x81x1):** Measurement grid: dx=15mm, dy=15mm

Maximum value of SAR (interpolated) = 1.58 mW/g

**GSM850\_GPRS(2Tx slot)\_Back\_Mid Channel/Zoom Scan (5x5x7)/Cube 0:**

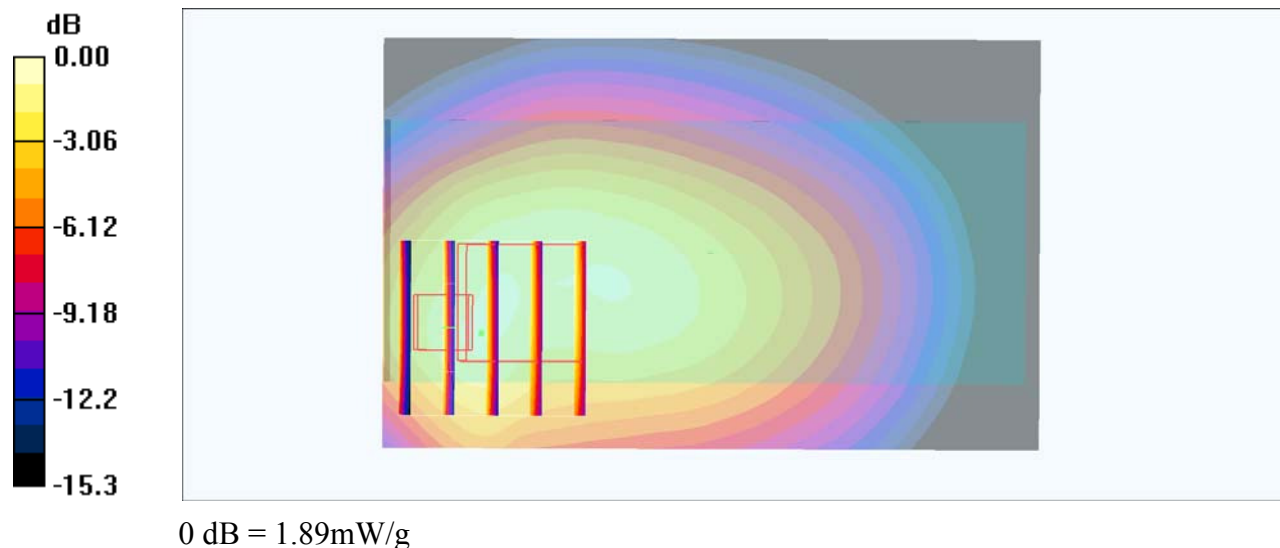
Measurement grid: dx=8mm, dy=8mm, dz=5mm

Reference Value = 36.3 V/m; Power Drift = 0.120 dB

Peak SAR (extrapolated) = 2.45 W/kg

**SAR(1 g) = 1.24 mW/g; SAR(10 g) = 0.776 mW/g**

Maximum value of SAR (measured) = 1.89 mW/g



**DUT: Play; Type: B106;**

Communication System: GPRS bands-2slots; Frequency: 848.8 MHz; Duty Cycle: 1:4

Medium parameters used:  $f = 848.8$  MHz;  $\sigma = 0.99$  mho/m;  $\epsilon_r = 54.5$ ;  $\rho = 1000$  kg/m<sup>3</sup>

Phantom section: Flat Section

DASY4 Configuration:

- Probe: ET3DV6 - SN1664; ConvF(6.41, 6.41, 6.41); Calibrated: 11/17/2016
- Sensor-Surface: 4mm (Mechanical Surface Detection)
- Electronics: DAE4 Sn527; Calibrated: 10/19/2016
- Phantom: TWIN SAM; Type: QD000P40CC; Serial: TP:1368
- Postprocessing SW: SEMCAD, V1.8 Build 145

**GSM850\_GPRS(2Tx slot)\_Back\_High Channel/Area Scan (51x81x1):** Measurement grid: dx=15mm, dy=15mm

Maximum value of SAR (interpolated) = 1.47 mW/g

**GSM850\_GPRS(2Tx slot)\_Back\_High Channel/Zoom Scan (5x5x7)/Cube 0:**

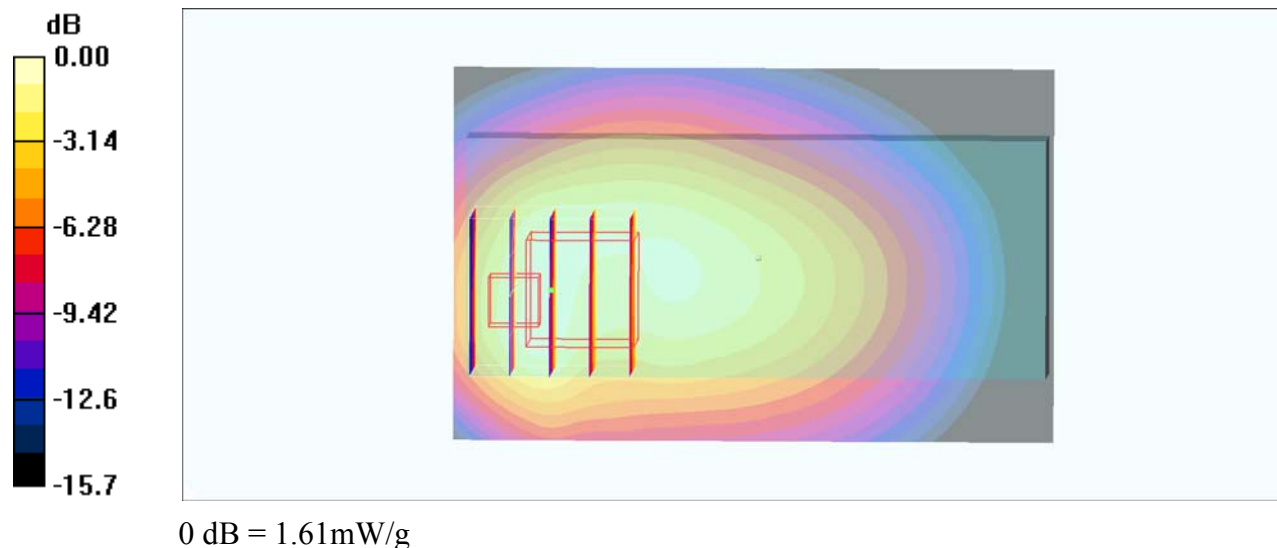
Measurement grid: dx=8mm, dy=8mm, dz=5mm

Reference Value = 31.0 V/m; Power Drift = -0.084 dB

Peak SAR (extrapolated) = 2.09 W/kg

**SAR(1 g) = 1.06 mW/g; SAR(10 g) = 0.651 mW/g**

Maximum value of SAR (measured) = 1.61 mW/g



**DUT: Play; Type: B106;**

Communication System: GSM bands; Frequency: 1880 MHz; Duty Cycle: 1:8

Medium parameters used:  $f = 1880$  MHz;  $\sigma = 1.43$  mho/m;  $\epsilon_r = 39.54$ ;  $\rho = 1000$  kg/m<sup>3</sup>

Phantom section: Left Section

DASY4 Configuration:

- Probe: ET3DV6 - SN1664; ConvF(4.92, 4.92, 4.92); Calibrated: 11/17/2016
- Sensor-Surface: 4mm (Mechanical Surface Detection)
- Electronics: DAE4 Sn527; Calibrated: 10/19/2016
- Phantom: TWIN SAM; Type: QD000P40CC; Serial: TP:1368
- Postprocessing SW: SEMCAD, V1.8 Build 145

**GSM1900\_GSM Voice\_Left Cheek\_Middle Channel/Area Scan (51x91x1):**

Measurement grid: dx=15mm, dy=15mm

Maximum value of SAR (interpolated) = 0.075 mW/g

**GSM1900\_GSM Voice\_Left Cheek\_Middle Channel/Zoom Scan (5x5x7)/Cube 0:**

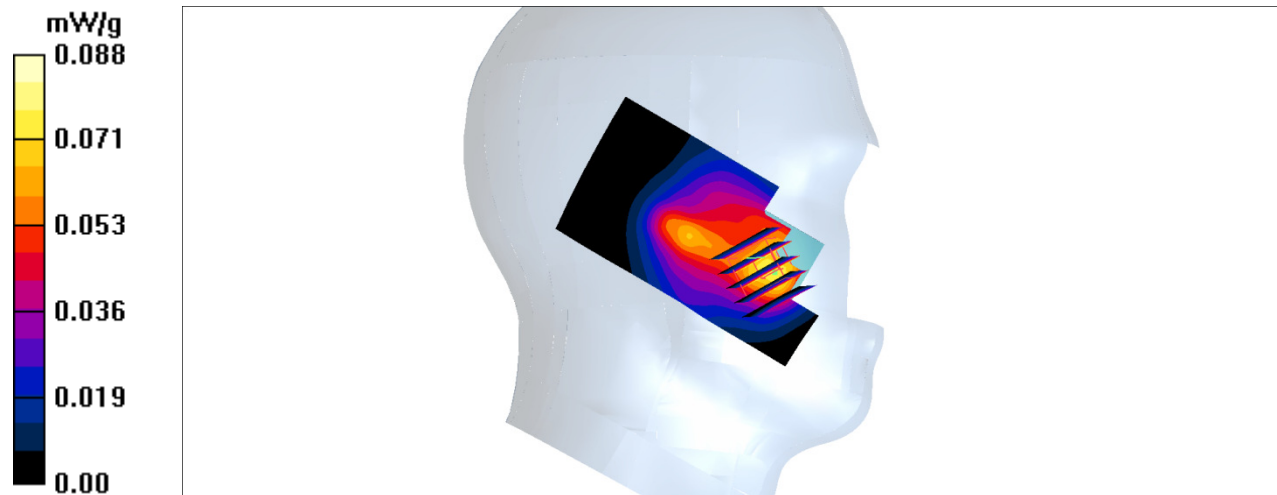
Measurement grid: dx=8mm, dy=8mm, dz=5mm

Reference Value = 1.18 V/m; Power Drift = -0.065 dB

Peak SAR (extrapolated) = 0.132 W/kg

**SAR(1 g) = 0.087 mW/g; SAR(10 g) = 0.054 mW/g**

Maximum value of SAR (measured) = 0.088 mW/g



**DUT: Play; Type: B106;**

Communication System: GSM bands; Frequency: 1880 MHz; Duty Cycle: 1:8

Medium parameters used:  $f = 1880$  MHz;  $\sigma = 1.43$  mho/m;  $\epsilon_r = 39.54$ ;  $\rho = 1000$  kg/m<sup>3</sup>

Phantom section: Left Section

DASY4 Configuration:

- Probe: ET3DV6 - SN1664; ConvF(4.92, 4.92, 4.92); Calibrated: 11/17/2016
- Sensor-Surface: 4mm (Mechanical Surface Detection)
- Electronics: DAE4 Sn527; Calibrated: 10/19/2016
- Phantom: TWIN SAM; Type: QD000P40CC; Serial: TP:1368
- Postprocessing SW: SEMCAD, V1.8 Build 145

**Middle Channel/Area Scan (51x91x1):** Measurement grid: dx=15mm, dy=15mm

Maximum value of SAR (interpolated) = 0.040 mW/g

**GSM1900\_GSM Voice\_Left Tilt\_Middle Channel/Zoom Scan (5x5x7)/Cube 0:**

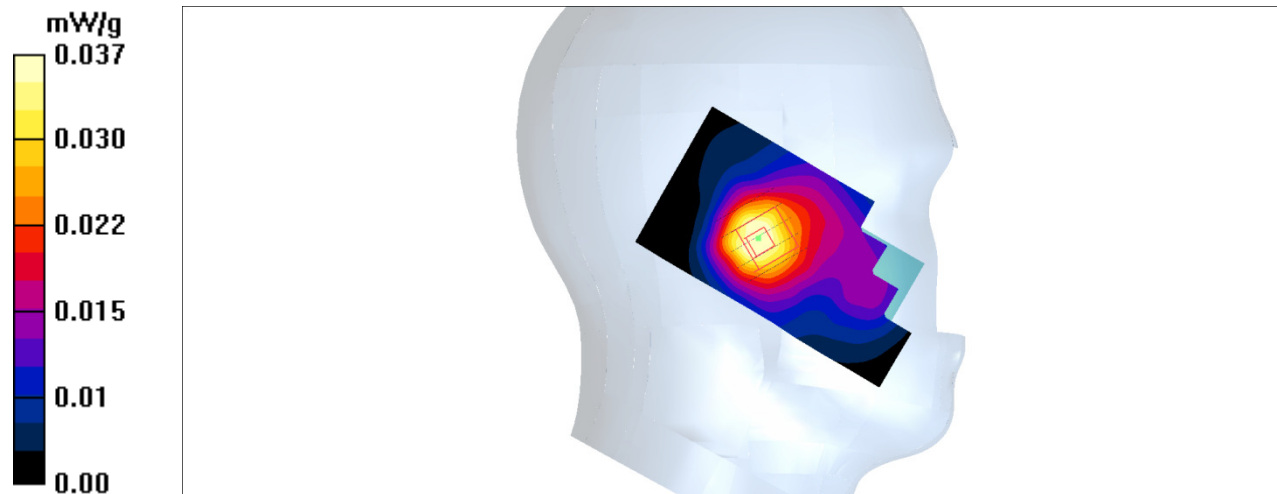
Measurement grid: dx=8mm, dy=8mm, dz=5mm

Reference Value = 2.14 V/m; Power Drift = 0.017 dB

Peak SAR (extrapolated) = 0.054 W/kg

**SAR(1 g) = 0.035 mW/g; SAR(10 g) = 0.021 mW/g**

Maximum value of SAR (measured) = 0.037 mW/g





**DUT: Play; Type: B106;**

Communication System: GSM bands; Frequency: 1880 MHz; Duty Cycle: 1:8

Medium parameters used:  $f = 1880$  MHz;  $\sigma = 1.43$  mho/m;  $\epsilon_r = 39.54$ ;  $\rho = 1000$  kg/m<sup>3</sup>

Phantom section: Right Section

DASY4 Configuration:

- Probe: ET3DV6 - SN1664; ConvF(4.92, 4.92, 4.92); Calibrated: 11/17/2016
- Sensor-Surface: 4mm (Mechanical Surface Detection)
- Electronics: DAE4 Sn527; Calibrated: 10/19/2016
- Phantom: TWIN SAM; Type: QD000P40CC; Serial: TP:1368
- Postprocessing SW: SEMCAD, V1.8 Build 145

**GSM1900\_GSM Voice\_Right Cheek\_Middle Channel/Area Scan (51x91x1):**

Measurement grid: dx=15mm, dy=15mm

Maximum value of SAR (interpolated) = 0.134 mW/g

**GSM1900\_GSM Voice\_Right Cheek\_Middle Channel/Zoom Scan (5x5x7)/Cube 0:**

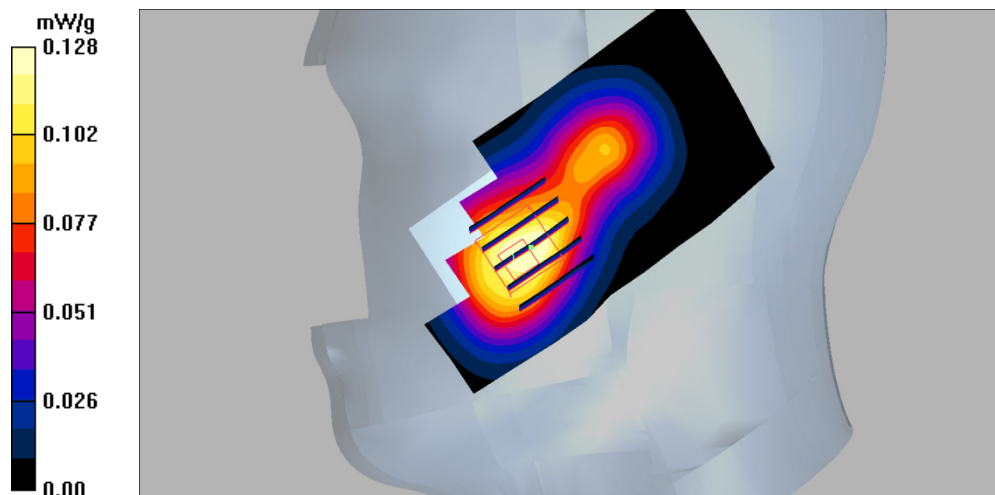
Measurement grid: dx=8mm, dy=8mm, dz=5mm

Reference Value = 2.63 V/m; Power Drift = 0.047 dB

Peak SAR (extrapolated) = 0.190 W/kg

**SAR(1 g) = 0.119 mW/g; SAR(10 g) = 0.071 mW/g**

Maximum value of SAR (measured) = 0.128 mW/g



**DUT: Play; Type: B106;**

Communication System: GSM bands; Frequency: 1880 MHz; Duty Cycle: 1:8

Medium parameters used:  $f = 1880$  MHz;  $\sigma = 1.43$  mho/m;  $\epsilon_r = 39.54$ ;  $\rho = 1000$  kg/m<sup>3</sup>

Phantom section: Right Section

DASY4 Configuration:

- Probe: ET3DV6 - SN1664; ConvF(4.92, 4.92, 4.92); Calibrated: 11/17/2016
- Sensor-Surface: 4mm (Mechanical Surface Detection)
- Electronics: DAE4 Sn527; Calibrated: 10/19/2016
- Phantom: TWIN SAM; Type: QD000P40CC; Serial: TP:1368
- Postprocessing SW: SEMCAD, V1.8 Build 145

**GSM1900\_GSM Voice\_Right Tilt\_Middle Channel/Area Scan (51x91x1):**

Measurement grid: dx=15mm, dy=15mm

Maximum value of SAR (interpolated) = 0.044 mW/g

**GSM1900\_GSM Voice\_Right Tilt\_Middle Channel/Zoom Scan (5x5x7)/Cube 0:**


Measurement grid: dx=8mm, dy=8mm, dz=5mm

Reference Value = 2.54 V/m; Power Drift = -0.155 dB

Peak SAR (extrapolated) = 0.060 W/kg

**SAR(1 g) = 0.039 mW/g; SAR(10 g) = 0.024 mW/g**

Maximum value of SAR (measured) = 0.042 mW/g



**DUT: Play; Type: B106;**

Communication System: GSM bands; Frequency: 1880 MHz; Duty Cycle: 1:8

Medium parameters used:  $f = 1880$  MHz;  $\sigma = 1.53$  mho/m;  $\epsilon_r = 51.48$ ;  $\rho = 1000$  kg/m<sup>3</sup>

Phantom section: Flat Section

DASY4 Configuration:

- Probe: ET3DV6 - SN1664; ConvF(4.32, 4.32, 4.32); Calibrated: 11/17/2016
- Sensor-Surface: 4mm (Mechanical Surface Detection)
- Electronics: DAE4 Sn527; Calibrated: 10/19/2016
- Phantom: TWIN SAM; Type: QD000P40CC; Serial: TP:1368
- Postprocessing SW: SEMCAD, V1.8 Build 145

**GSM1900\_GSM\_Voice\_Back\_Middle Channel/Area Scan (51x91x1):** Measurement grid: dx=15mm, dy=15mm

Maximum value of SAR (interpolated) = 0.160 mW/g

**GSM1900\_GSM\_Voice\_Back\_Middle Channel/Zoom Scan (5x5x7)/Cube 0:**


Measurement grid: dx=8mm, dy=8mm, dz=5mm

Reference Value = 2.96 V/m; Power Drift = -0.052 dB

Peak SAR (extrapolated) = 0.225 W/kg

**SAR(1 g) = 0.134 mW/g; SAR(10 g) = 0.078 mW/g**

Maximum value of SAR (measured) = 0.148 mW/g



**DUT: Play; Type: B106;**

Communication System: GPRS bands-2slots; Frequency: 1850.2 MHz;Duty Cycle: 1:4  
Medium parameters used:  $f = 1850.2$  MHz;  $\sigma = 1.53$  mho/m;  $\epsilon_r = 52.16$ ;  $\rho = 1000$  kg/m<sup>3</sup>  
Phantom section: Flat Section

DASY4 Configuration:

- Probe: ET3DV6 - SN1664; ConvF(4.32, 4.32, 4.32); Calibrated: 11/17/2016
- Sensor-Surface: 4mm (Mechanical Surface Detection)
- Electronics: DAE4 Sn527; Calibrated: 10/19/2016
- Phantom: TWIN SAM; Type: QD000P40CC; Serial: TP:1368
- Postprocessing SW: SEMCAD, V1.8 Build 145

**GSM1900\_GPRS(2Tx slots)\_Back\_Low Channel/Area Scan (51x91x1):**

Measurement grid: dx=15mm, dy=15mm

Maximum value of SAR (interpolated) = 0.329 mW/g

**GSM1900\_GPRS(2Tx slots)\_Back\_Low Channel/Zoom Scan (5x5x7)/Cube 0:**

Measurement grid: dx=8mm, dy=8mm, dz=5mm

Reference Value = 14.1 V/m; Power Drift = 0.095 dB

Peak SAR (extrapolated) = 0.502 W/kg

**SAR(1 g) = 0.291 mW/g; SAR(10 g) = 0.156 mW/g**

Maximum value of SAR (measured) = 0.321 mW/g

