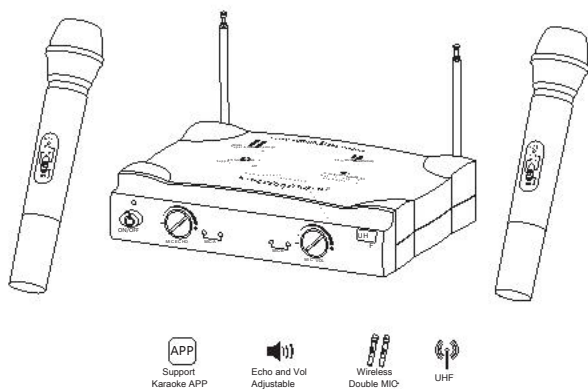


## Wireless Microphone

### Manual

Model: K380

Double Mic sets  
Connect any speakers, Karaoke anywhere



- 1.ON/OFF: Power switch
- 2.Mic ECHO: Echo adjustment knob
- 3.MIC-A: A Mic led
- 4.MIC-B: B Mic led
- 5.MIC VOL: Mic vol adjustment knob
- 6.ANT-A: A Mic antenna
- 7.VOL-OUT: audio output vol adjustment knob
- 8.MIX-OUT: audio output
- 9.DC 5V: Power input
10. ANT-B: B Mic antenna

Wireless mic uses UHF band technology to realize high anti-jamming, remote wireless transmission. Application area: family entertainment, stage performances, meetings and etc. Special reminder: It's necessary to customize if you would use 2 or above products in the same effective working area, otherwise, it will occur the same frequency interference problem.

#### Technical parameters

Working freq.: 851MHz, 865MHz  
Frequency control: Fixed frequency  
Channel number: double  
Frequency response: 50-18kHz  
Wireless distance: 30m indoor, 15m outdoor.

#### Handhold microphone

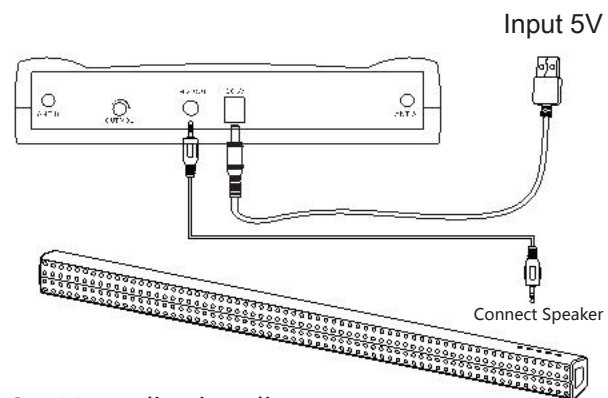
Transmit power: 10mW  
Mic sensitivity: -52dB  
Power supply: DC3V, 2 pieces of AAA battery  
Receiving box  
Output amplitude: 500mV  
SNR >70dB THD: ≤0.5%  
Power: DC5V adapter or DC5V movable power bank

#### Standard configuration

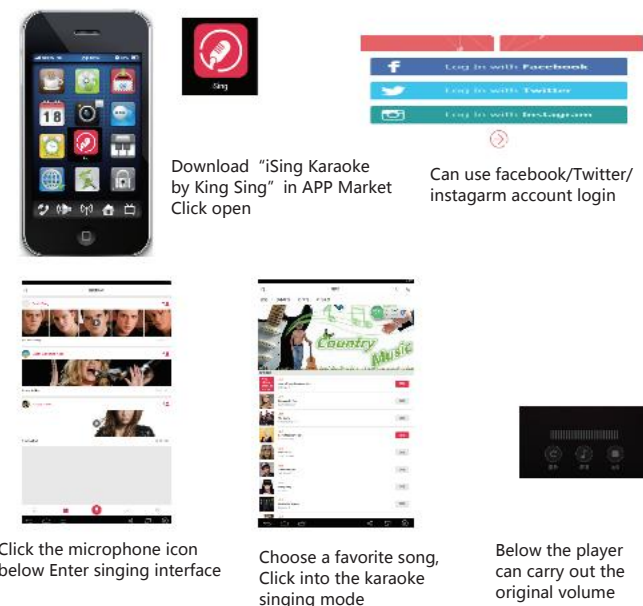
Handhold microphone: 2 PCS  
RX box: 1 PCS  
D3.5mm audio cable: 1 PCS  
USB to DC-in cable: 1 PCS  
=====

#### B. How to use

- 1.Turn on the handhold microphone and K380 RX box, and connect the "receiving box" to the speakers or audio amplifiers by D3.5mm audio cable;
- 2.Connect smart phone or tablet to WiFi, download and install the K song app software, we recommend "iSing", then download your favorite video song files, APP software can also turn on or off the original singing voice when you sing song;
- 3.Turn on Bluetooth function on your phone or tablet, searching for "K380" device and connect it;
- 4.Run karaoke APP that just installed in your smart phone or tablet, and choose your favorite songs, background music can be transmitted to the speakers by Bluetooth,, APP software can also turn on or off the original sound when you singsong;
- 5.Turn on handhold microphone and you can enjoy singing.



#### C. APP application diagram



#### D. Notes

- 1.Please put the product in a dry ventilated place if it is rained and moisture,
- 2.Please put the slip ring on the microphone as to avoid falling damage.

#### E. Trouble shooting

- 1.The microphone has no sound: check whether the power switch is turned on on microphone and receiver box, and whether microphone is in mute state;
- 2.Microphone howled: check the microphone and audio is leaning too close, microphone is pointed to speakers, volume is adjusted too loud;
- 3.Background music could not transmit to speakers: check Bluetooth has been connected between receiving box and smart phone or tablet, individual smart devices is not compatible with APP software, so far, we found "Teana K song" and apple I-phone or i-pad are not compatible, it's compatible problem between them, our products is in good conditions.

#### FCC STATEMENT :

This device complies with Part 15 of the FCC Rules. Operation is subject to the following two conditions:  
(1) This device may not cause harmful interference, and  
(2) This device must accept any interference received, including interference that may cause undesired operation.  
Warning: Changes or modifications not expressly approved by the party responsible for compliance could void the user's authority to operate the equipment.

NOTE: This equipment has been tested and found to comply with the limits for a Class B digital device, pursuant to Part 15 of the FCC Rules. These limits are designed to provide reasonable protection against harmful interference in a residential installation. This equipment generates uses and can radiate radio frequency energy and, if not installed and used in accordance with the instructions, may cause harmful interference to radio communications. However, there is no guarantee that interference will not occur in a particular installation. If this equipment does cause harmful interference to radio or television reception, which can be determined by turning the equipment off and on, the user is encouraged to try to correct the interference by one or more of the following measures:

- Reorient or relocate the receiving antenna.
- Increase the separation between the equipment and receiver.
- Connect the equipment into an outlet on a circuit different from that to which the receiver is connected.
- Consult the dealer or an experienced radio/TV technician for help.

#### RF warning statement:

The device has been evaluated to meet general RF exposure requirement. The device can be used in portable exposure condition without restriction.

#### Preface

Welcome to use our product, double mic Bluetooth karaoke sets, it uses the original design, to move the full set of KTV karaoke system to ordinary families by low cost, simple way. It has double mic so that 2 singer could sing song in the meanwhile. It's adjustable for mic vol and echo effects in RX box. Background music is essential when you sing in .KTV, and original sound could be turned on or off. All of these functions are available in this product by Bluetooth technology and free APP software installed in smart phone or tablet.

#### A. Product description

