



### Test Setup Photos of the EUT

Antenna0:

Test Setup Photo(s) of Radiated Emissions Measurement




Fig. 1




Fig. 2





Antenna1:

Test Setup Photo(s) of Radiated Emissions Measurement




Fig. 1




Fig. 2

