

# Antenna SPECIFICATION

Manufacturer : 深圳市安泰珂电子有限公司

DESCRIPTION : Sma-j600mm Antenna (2.4G)

Antenna frequency range : 2400-2500MHz

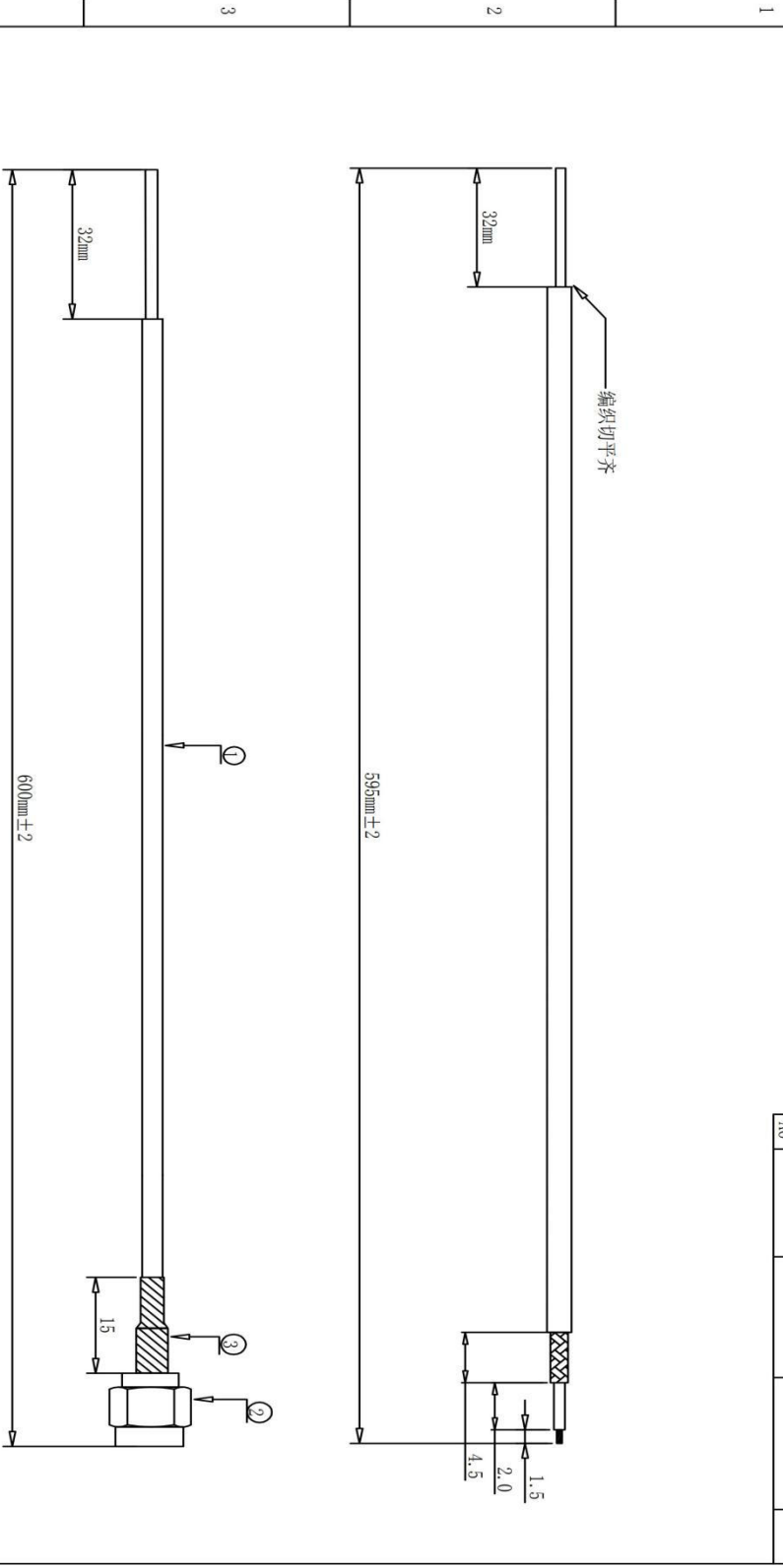
Antenna Gain : 3.0dBi Max

# 2. Size

**RoHS Compliant**

REV	DATE	DESCRIPTION	ECN NO.	NAME
A4				
A5				
A6				

END PRODUCT DRAWING 成品



- 要求:
1. 橡胶外套不可有刮伤不良现象
  2. 接头电镀良好, 产品导通OK
  3. 成品须100%全检OK
  4. 采用环保制程.

No.	PART No.	Description	Qty	Name
③	1101-0249	4.0-BLACK-普通型 L=15mm	1	热缩套管
②	1201-0080	15.1*174-ZJ-焊针柳压	1	铜线
①	1301-0045	316棕色-64编双银L=595mm	1	橡胶外套

角法		公差	
SMA-316棕色-L600MM		3020-0494	
产品名称 (PRODUCT NAME)	单位 (UNIT)	M M	比例 (SIZE)
	3020-0494	1 OF 1	幅面 (FORMAT)
设计 (D S)	审核 (CHK)	页码 (PAGE)	幅面 (FORMAT)
		1 OF 1	A4
核准 (APP)			

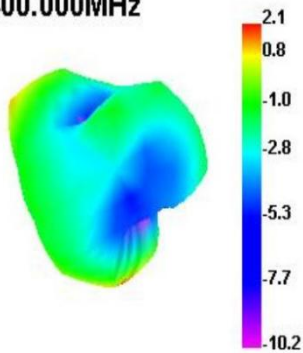
  

(R) ANTENK ELECTRONICS CO., LTD Http://www.antenk.com E-mail: sales@antenk.com	

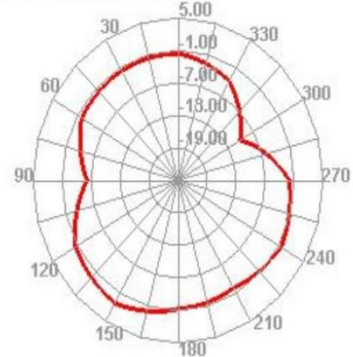
### 3: Antenna parameter

Passive Test For 2400-2500MHz									
Freq (MHz)	Effi (%)	Effi (dB)	Gain (dBi)	UHS (%)	DHIS (%)	Max (dB)	Min (dB)	Attenut Hor	Attenut Ver
2400	62.4	-2.05	2.06	26.7	35.695	3.00	-10.16	48.55	48.51
2410	62	-2.08	1.81	26.8	35.218	1.81	-9.81	48.59	48.53
2420	56.2	-2.5	1.17	24.5	31.7	1.17	-10.26	48.73	48.42
2430	53.4	-2.73	0.73	23.7	29.639	0.73	-10.6	48.44	48.12
2440	60.9	-2.16	1.05	27.6	33.234	1.05	-9.96	48.55	48.21
2450	64.7	-1.89	1.02	30	34.742	1.02	-9.68	48.76	48.47
2460	60.5	-2.19	0.47	28.6	31.893	0.47	-10.02	49.04	48.68
2470	57.3	-2.42	0.19	27.4	29.903	0.19	-10.08	48.91	48.68
2480	63.6	-1.97	0.57	30.8	32.767	0.57	-9.97	48.86	48.43
2490	73.2	-1.35	1.21	36	37.26	1.21	-9.61	49.07	48.72
2500	69.7	-1.57	1.06	34.7	35.013	1.06	-10.33	49.21	48.76

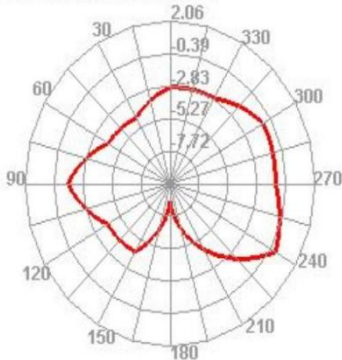
2400.000MHz



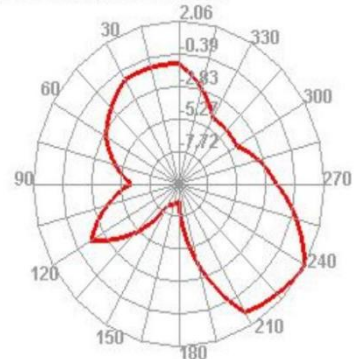
2400.000MHz H



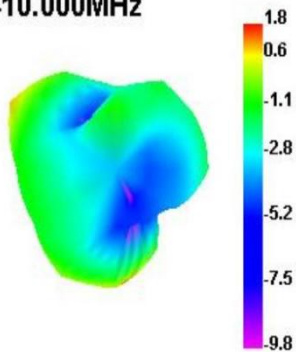
2400.000MHz E1



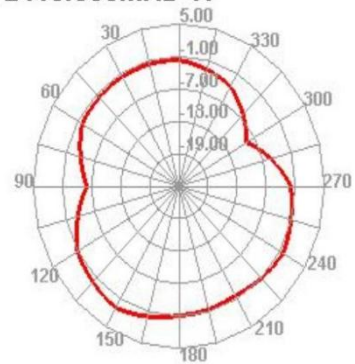
2400.000MHz E2



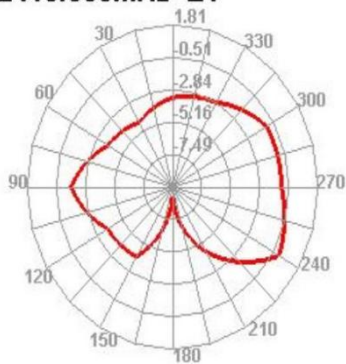
2410.000MHz



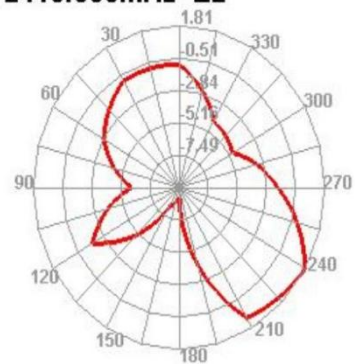
2410.000MHz H



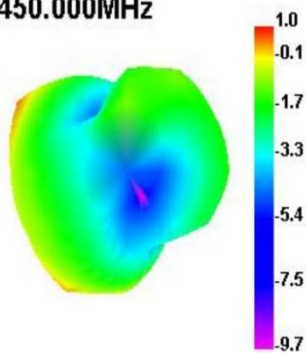
2410.000MHz E1



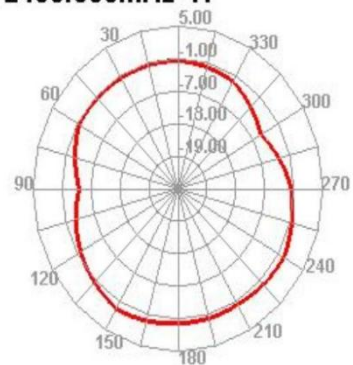
2410.000MHz E2



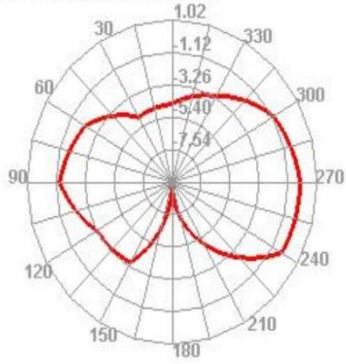
2450.000MHz



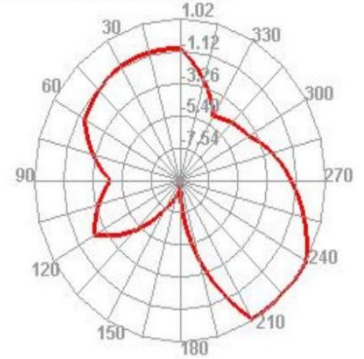
2450.000MHz H



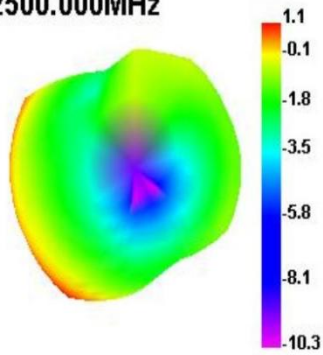
2450.000MHz E1



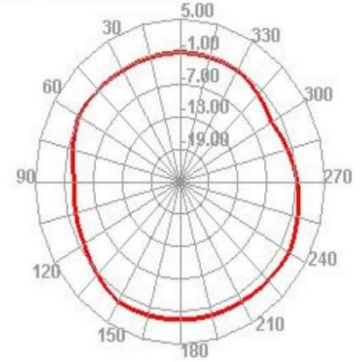
2450.000MHz E2



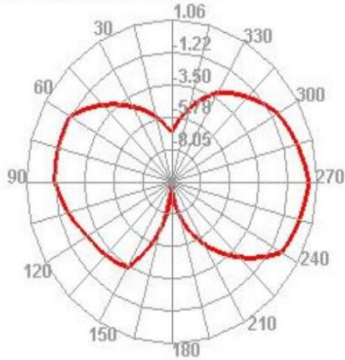
2500.000MHz



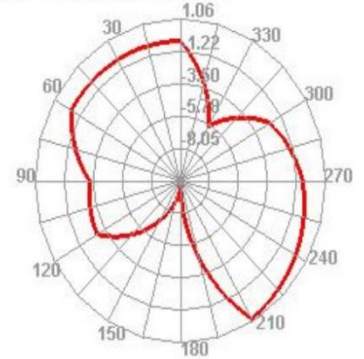
2500.000MHz H



2500.000MHz E1



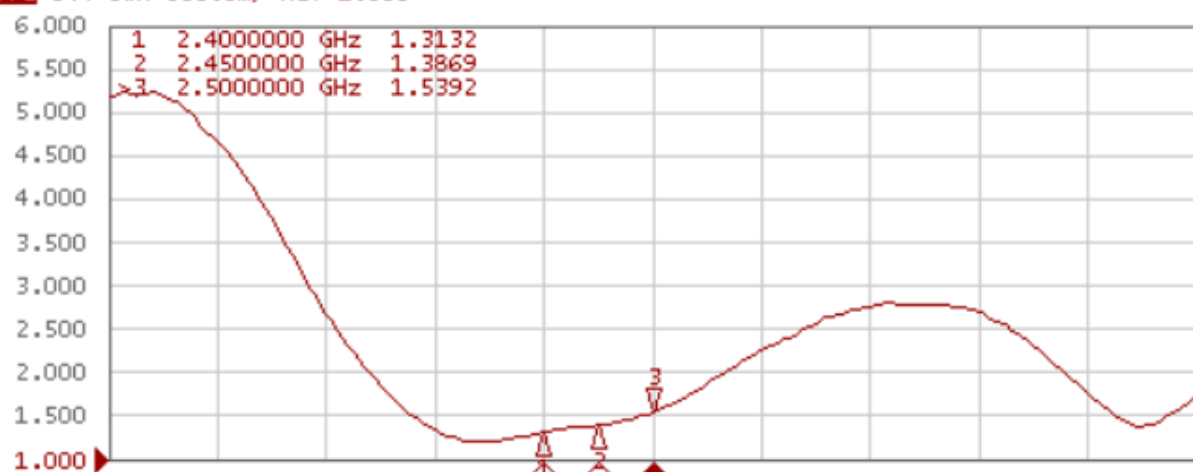
2500.000MHz E2



Tr1 S44 Log Mag 10.00dB/ Ref 0.000dB



Tr2 S44 SWR 500.0m/ Ref 1.000



1 Start 2 GHz

IFBW 70 kHz

Stop 3 GHz  Off

Trigger



Hold

Single

Continuous

Hold All Channels

Continuous Disp Channels

Trigger Source Internal

Trigger Event On Sweep

Restart

Trigger

