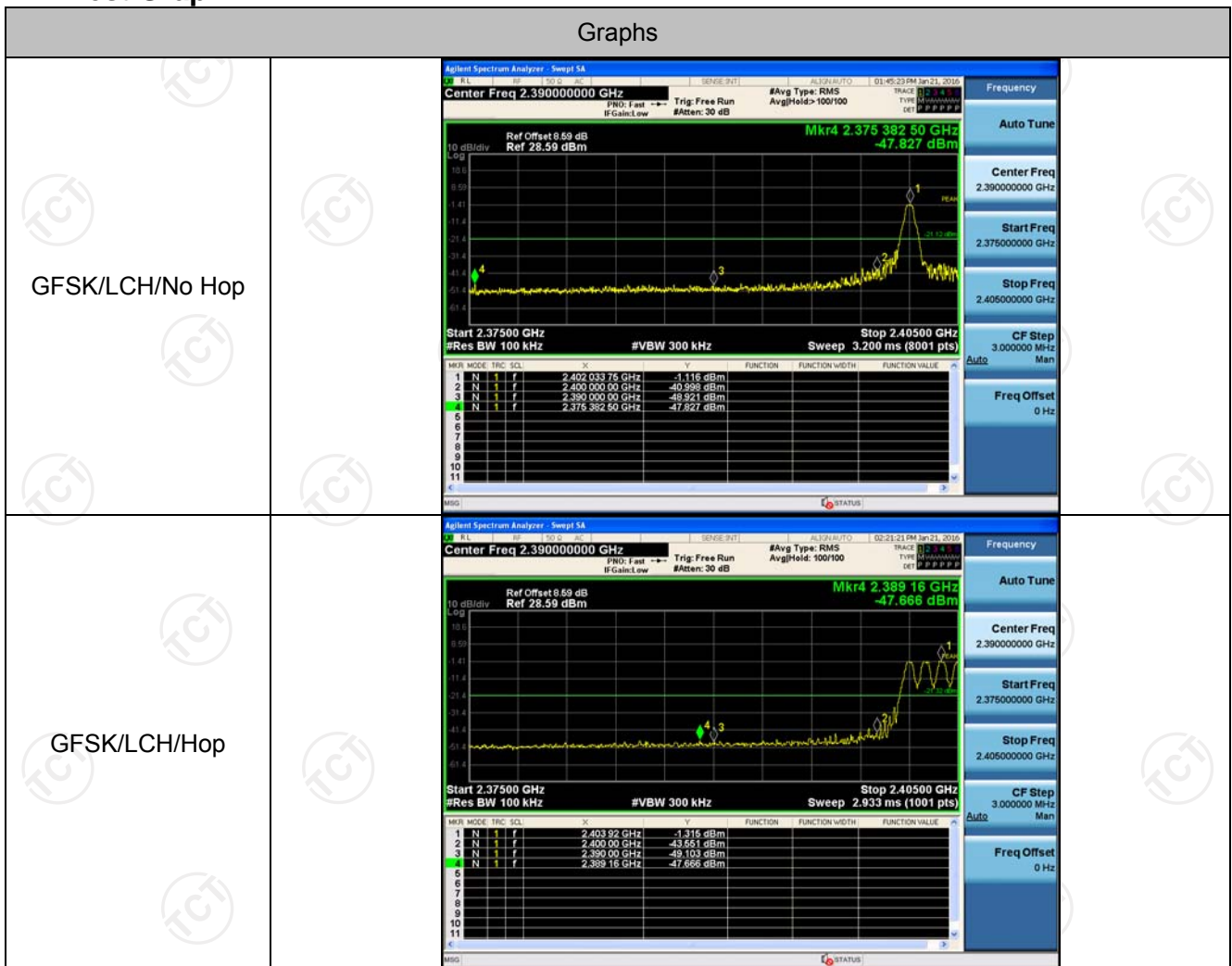


## Band-edge for RF Conducted Emissions

Result Table

Mode	Channel	Carrier Frequency [MHz]	Carrier Power [dBm]	Frequency Hopping	Max Spurious Level [dBm]	Limit [dBm]	Verdict
GFSK	LCH	2402	-1.116	Off	-47.827	-21.12	PASS
			-1.315	On	-47.666	-21.32	PASS
GFSK	HCH	2480	-2.286	Off	-45.587	-22.29	PASS
			-2.423	On	-48.384	-22.42	PASS
$\pi/4$ DQPSK	LCH	2402	-6.280	Off	-47.373	-26.28	PASS
			-6.501	On	-49.176	-26.5	PASS
$\pi/4$ DQPSK	HCH	2480	-7.872	Off	-37.507	-27.87	PASS
			-7.765	On	-45.142	-27.77	PASS

Test Graph



<p>GFSK/HCH/No Hop</p>	<p>Agilent Spectrum Analyzer - Sweep SA</p> <p>Center Freq 2.491000000 GHz</p> <p>Ref Offset 6.49 dB Ref 28.49 dBm</p> <p>Mkr4 2.483 896 25 GHz -45.587 dBm</p> <p>Start 2.47600 GHz #Res BW 100 kHz</p> <p>#VBW 300 kHz Sweep 3.200 ms (8001 pts)</p> <table border="1"> <thead> <tr> <th>MNR</th> <th>MODE</th> <th>TRIG</th> <th>SCL</th> <th>X</th> <th>Y</th> <th>FUNCTION</th> <th>FUNCTION WIDTH</th> <th>FUNCTION VALUE</th> </tr> </thead> <tbody> <tr> <td>1</td> <td>N</td> <td>1</td> <td>f</td> <td>2.479 978 76 GHz</td> <td>-2.286 dBm</td> <td></td> <td></td> <td></td> </tr> <tr> <td>2</td> <td>N</td> <td>1</td> <td>f</td> <td>2.483 500 00 GHz</td> <td>-46.110 dBm</td> <td></td> <td></td> <td></td> </tr> <tr> <td>3</td> <td>N</td> <td>1</td> <td>f</td> <td>2.500 000 00 GHz</td> <td>-52.136 dBm</td> <td></td> <td></td> <td></td> </tr> <tr> <td>4</td> <td>N</td> <td>1</td> <td>f</td> <td>2.483 896 26 GHz</td> <td>-45.687 dBm</td> <td></td> <td></td> <td></td> </tr> </tbody> </table>	MNR	MODE	TRIG	SCL	X	Y	FUNCTION	FUNCTION WIDTH	FUNCTION VALUE	1	N	1	f	2.479 978 76 GHz	-2.286 dBm				2	N	1	f	2.483 500 00 GHz	-46.110 dBm				3	N	1	f	2.500 000 00 GHz	-52.136 dBm				4	N	1	f	2.483 896 26 GHz	-45.687 dBm			
MNR	MODE	TRIG	SCL	X	Y	FUNCTION	FUNCTION WIDTH	FUNCTION VALUE																																						
1	N	1	f	2.479 978 76 GHz	-2.286 dBm																																									
2	N	1	f	2.483 500 00 GHz	-46.110 dBm																																									
3	N	1	f	2.500 000 00 GHz	-52.136 dBm																																									
4	N	1	f	2.483 896 26 GHz	-45.687 dBm																																									
<p>GFSK/HCH/Hop</p>	<p>Agilent Spectrum Analyzer - Sweep SA</p> <p>Center Freq 2.491000000 GHz</p> <p>Ref Offset 6.49 dB Ref 28.49 dBm</p> <p>Mkr4 2.484 49 GHz -48.384 dBm</p> <p>Start 2.47600 GHz #Res BW 100 kHz</p> <p>#VBW 300 kHz Sweep 2.933 ms (1001 pts)</p> <table border="1"> <thead> <tr> <th>MNR</th> <th>MODE</th> <th>TRIG</th> <th>SCL</th> <th>X</th> <th>Y</th> <th>FUNCTION</th> <th>FUNCTION WIDTH</th> <th>FUNCTION VALUE</th> </tr> </thead> <tbody> <tr> <td>1</td> <td>N</td> <td>1</td> <td>f</td> <td>2.477 96 GHz</td> <td>-2.423 dBm</td> <td></td> <td></td> <td></td> </tr> <tr> <td>2</td> <td>N</td> <td>1</td> <td>f</td> <td>2.483 50 GHz</td> <td>-52.264 dBm</td> <td></td> <td></td> <td></td> </tr> <tr> <td>3</td> <td>N</td> <td>1</td> <td>f</td> <td>2.500 00 GHz</td> <td>-53.749 dBm</td> <td></td> <td></td> <td></td> </tr> <tr> <td>4</td> <td>N</td> <td>1</td> <td>f</td> <td>2.484 49 GHz</td> <td>-48.384 dBm</td> <td></td> <td></td> <td></td> </tr> </tbody> </table>	MNR	MODE	TRIG	SCL	X	Y	FUNCTION	FUNCTION WIDTH	FUNCTION VALUE	1	N	1	f	2.477 96 GHz	-2.423 dBm				2	N	1	f	2.483 50 GHz	-52.264 dBm				3	N	1	f	2.500 00 GHz	-53.749 dBm				4	N	1	f	2.484 49 GHz	-48.384 dBm			
MNR	MODE	TRIG	SCL	X	Y	FUNCTION	FUNCTION WIDTH	FUNCTION VALUE																																						
1	N	1	f	2.477 96 GHz	-2.423 dBm																																									
2	N	1	f	2.483 50 GHz	-52.264 dBm																																									
3	N	1	f	2.500 00 GHz	-53.749 dBm																																									
4	N	1	f	2.484 49 GHz	-48.384 dBm																																									
<p><math>\pi/4</math>DQPSK/LCH/No Hop</p>	<p>Agilent Spectrum Analyzer - Sweep SA</p> <p>Center Freq 2.390000000 GHz</p> <p>Ref Offset 6.59 dB Ref 28.59 dBm</p> <p>Mkr4 2.388 331 25 GHz -47.373 dBm</p> <p>Start 2.37500 GHz #Res BW 100 kHz</p> <p>#VBW 300 kHz Sweep 3.200 ms (8001 pts)</p> <table border="1"> <thead> <tr> <th>MNR</th> <th>MODE</th> <th>TRIG</th> <th>SCL</th> <th>X</th> <th>Y</th> <th>FUNCTION</th> <th>FUNCTION WIDTH</th> <th>FUNCTION VALUE</th> </tr> </thead> <tbody> <tr> <td>1</td> <td>N</td> <td>1</td> <td>f</td> <td>2.401 891 26 GHz</td> <td>-6.200 dBm</td> <td></td> <td></td> <td></td> </tr> <tr> <td>2</td> <td>N</td> <td>1</td> <td>f</td> <td>2.400 000 00 GHz</td> <td>-34.085 dBm</td> <td></td> <td></td> <td></td> </tr> <tr> <td>3</td> <td>N</td> <td>1</td> <td>f</td> <td>2.390 000 00 GHz</td> <td>-52.517 dBm</td> <td></td> <td></td> <td></td> </tr> <tr> <td>4</td> <td>N</td> <td>1</td> <td>f</td> <td>2.388 331 26 GHz</td> <td>-47.373 dBm</td> <td></td> <td></td> <td></td> </tr> </tbody> </table>	MNR	MODE	TRIG	SCL	X	Y	FUNCTION	FUNCTION WIDTH	FUNCTION VALUE	1	N	1	f	2.401 891 26 GHz	-6.200 dBm				2	N	1	f	2.400 000 00 GHz	-34.085 dBm				3	N	1	f	2.390 000 00 GHz	-52.517 dBm				4	N	1	f	2.388 331 26 GHz	-47.373 dBm			
MNR	MODE	TRIG	SCL	X	Y	FUNCTION	FUNCTION WIDTH	FUNCTION VALUE																																						
1	N	1	f	2.401 891 26 GHz	-6.200 dBm																																									
2	N	1	f	2.400 000 00 GHz	-34.085 dBm																																									
3	N	1	f	2.390 000 00 GHz	-52.517 dBm																																									
4	N	1	f	2.388 331 26 GHz	-47.373 dBm																																									

$\pi/4$ DQPSK/LCH/Hop



$\pi/4$ DQPSK/HCH/No Hop



$\pi/4$ DQPSK/HCH/Hop

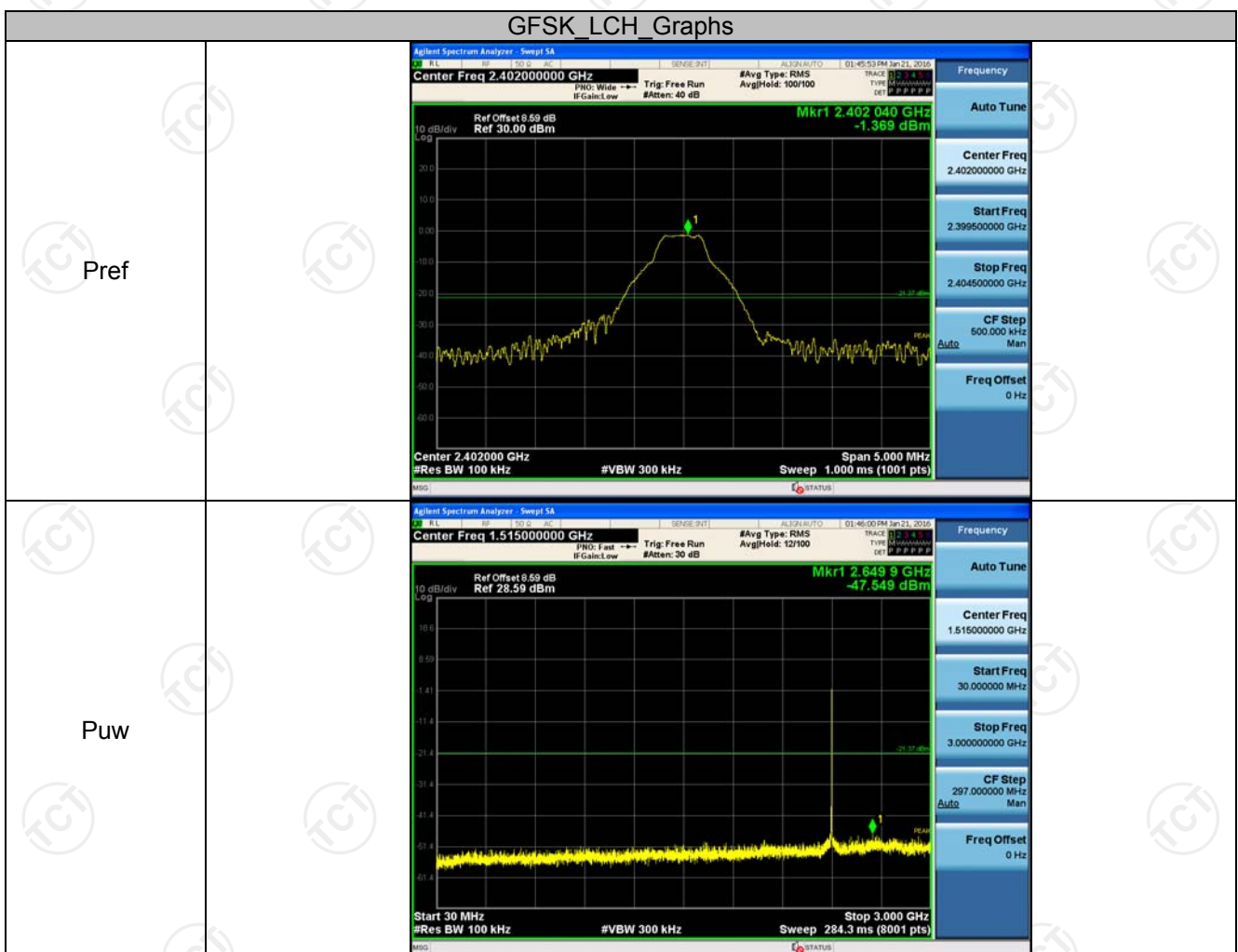


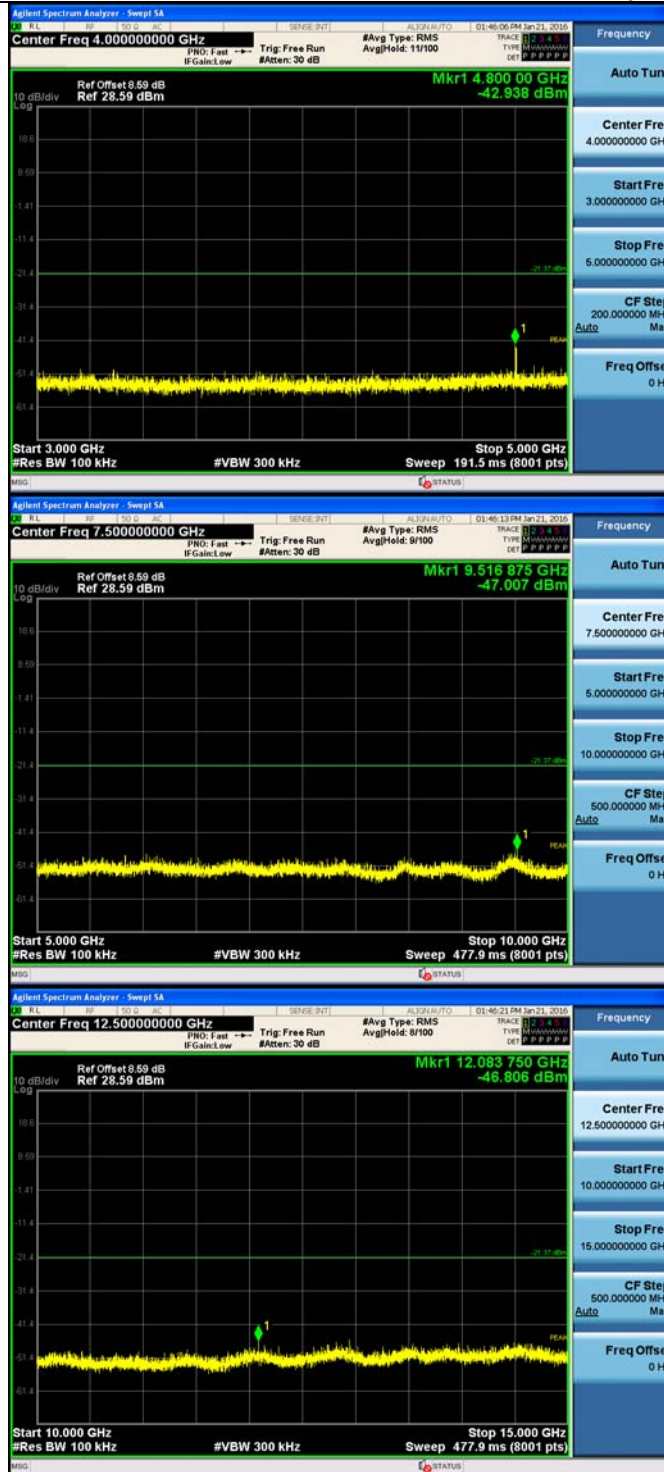
## RF Conducted Spurious Emissions

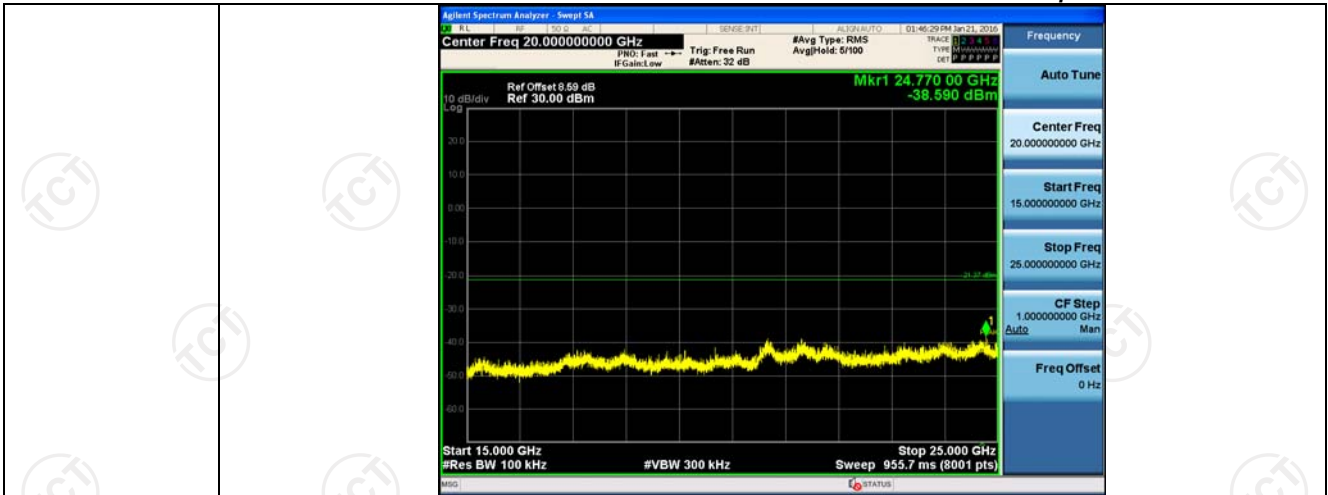
### Result Table

Mode	Channel	Pref [dBm]	Puw[dBm]	Verdict
GFSK	LCH	-1.369	<Limit	PASS
GFSK	MCH	-2.054	<Limit	PASS
GFSK	HCH	-2.509	<Limit	PASS
$\pi/4$ DQPSK	LCH	-2.846	<Limit	PASS
$\pi/4$ DQPSK	MCH	-4.219	<Limit	PASS
$\pi/4$ DQPSK	HCH	-4.517	<Limit	PASS

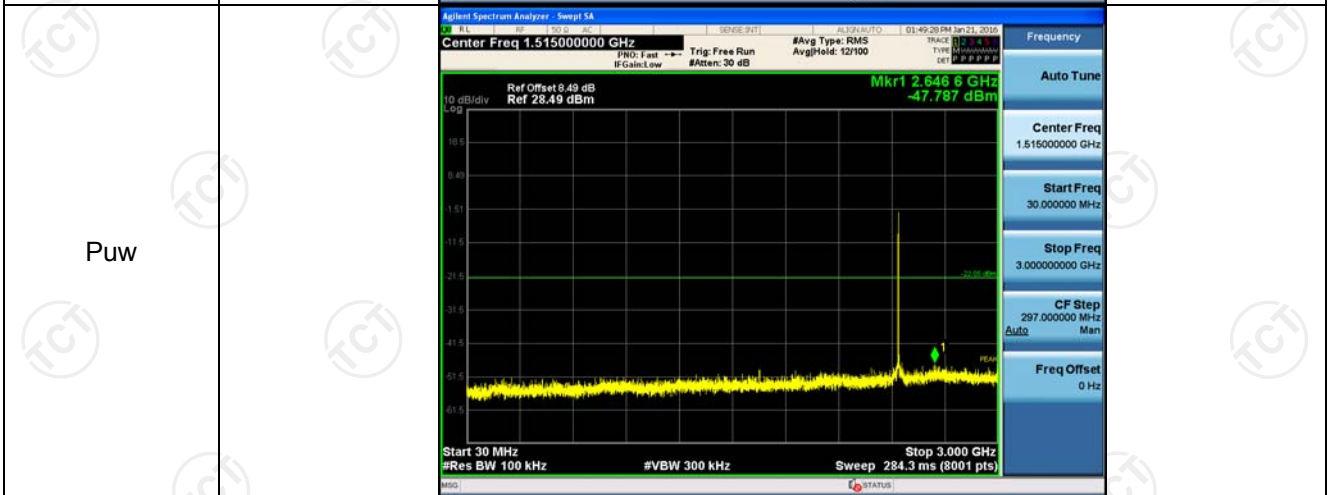
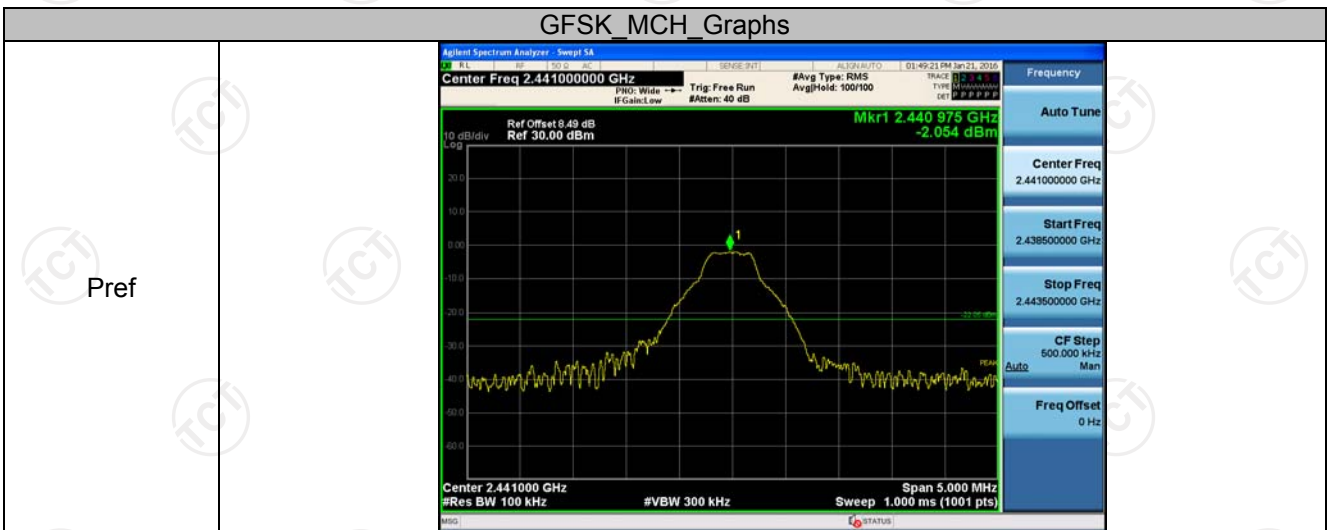
### Test Graph

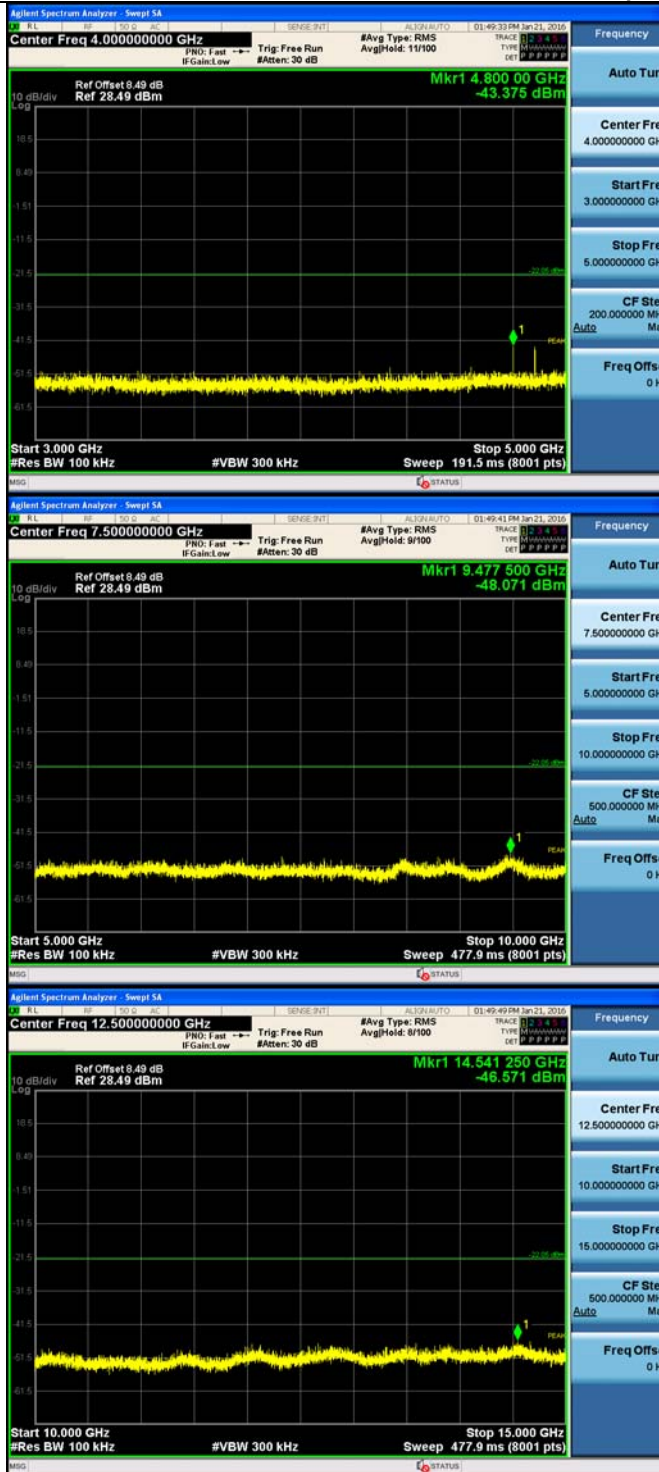


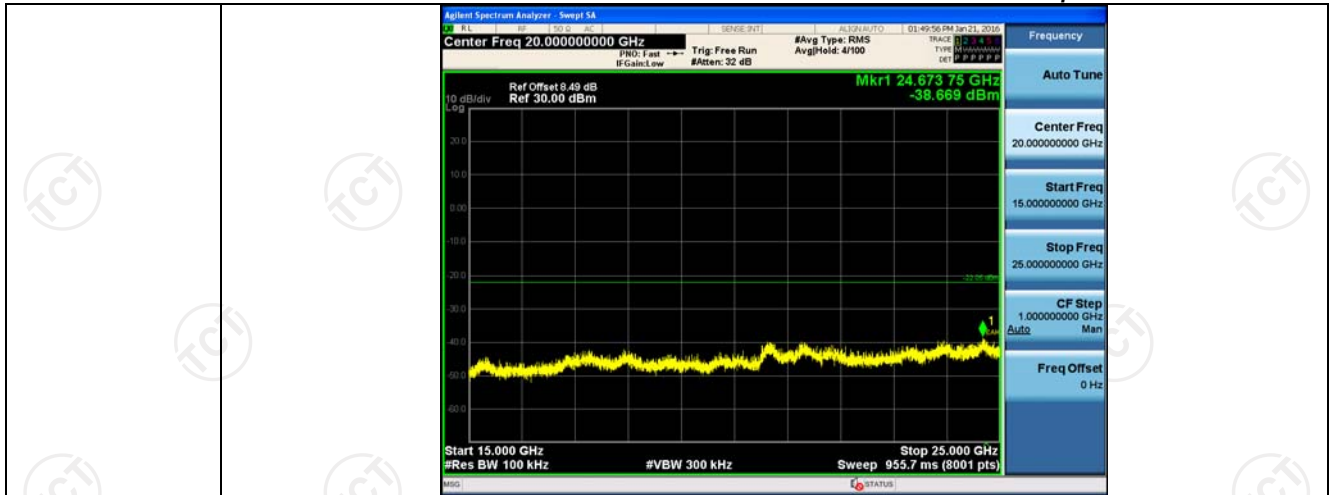




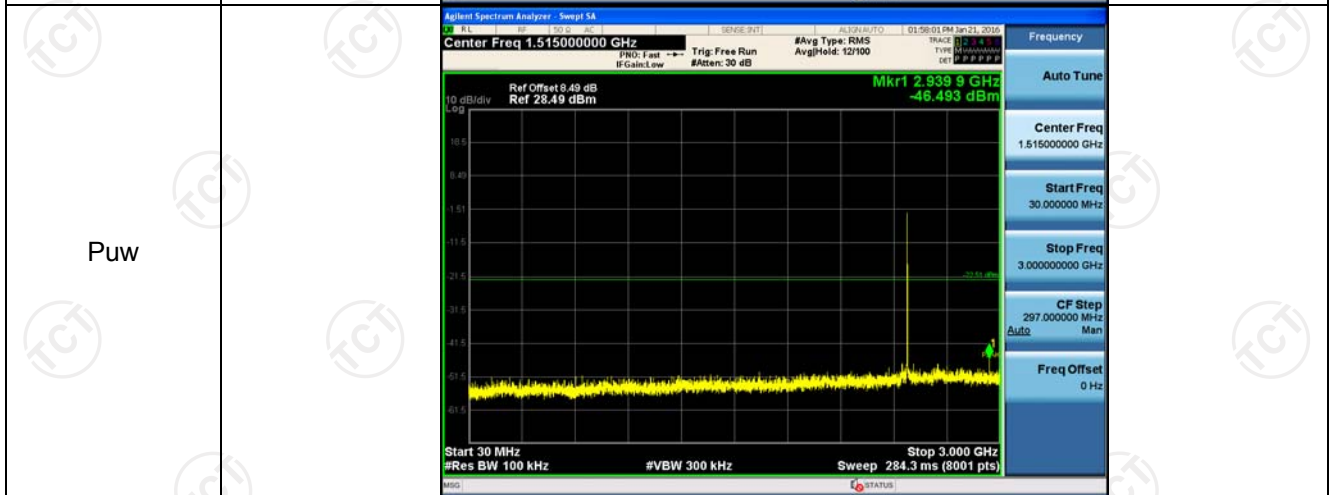
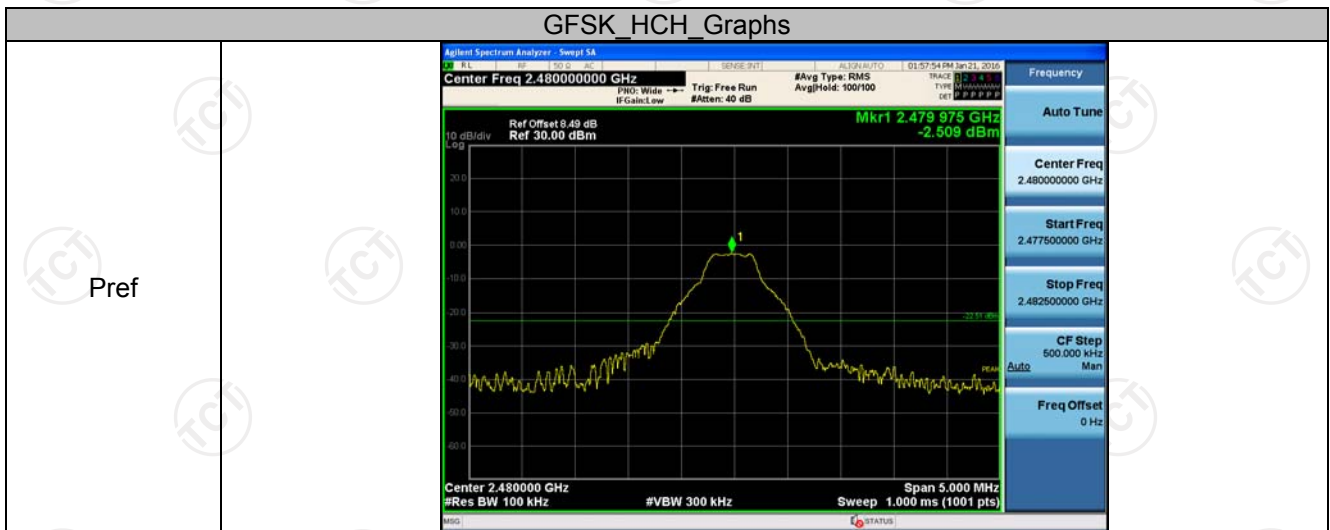
## GFSK MCH Graphs



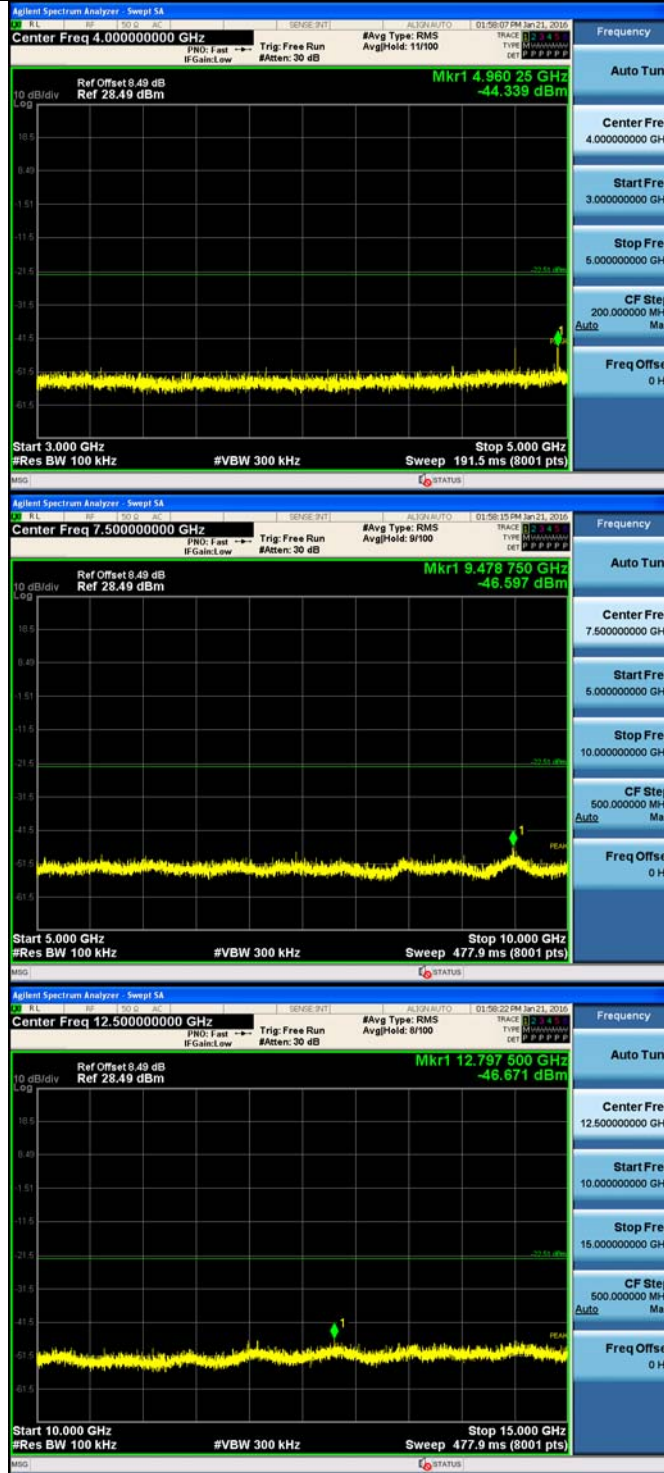


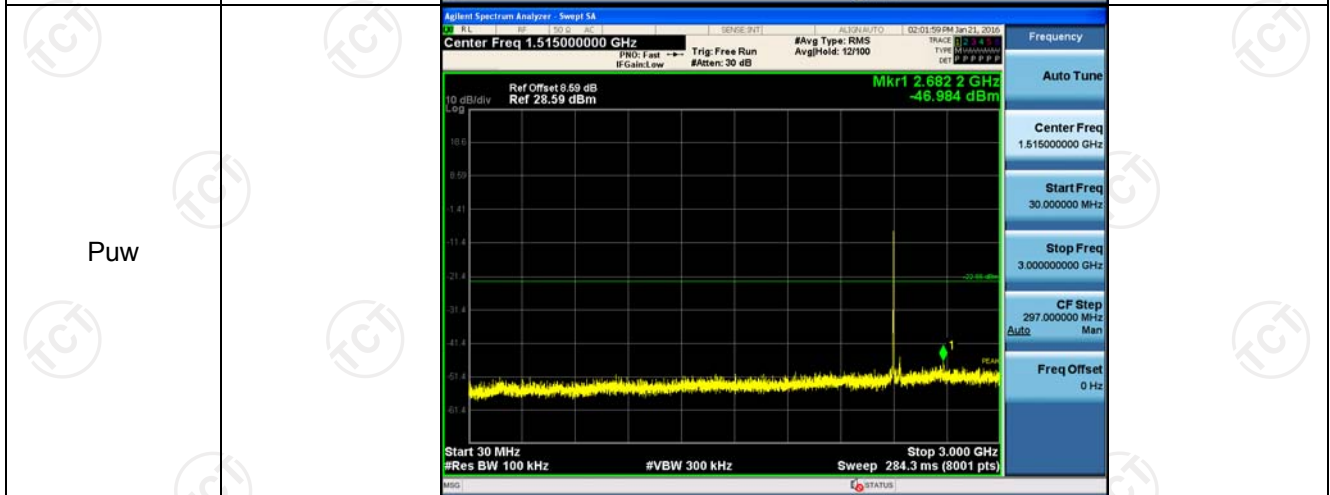
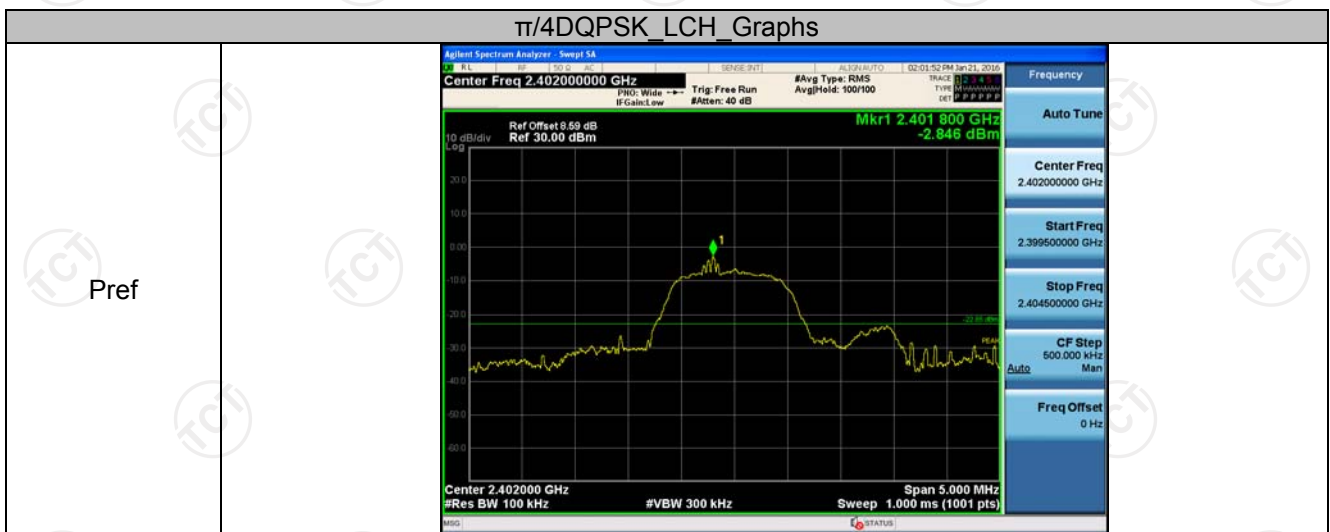
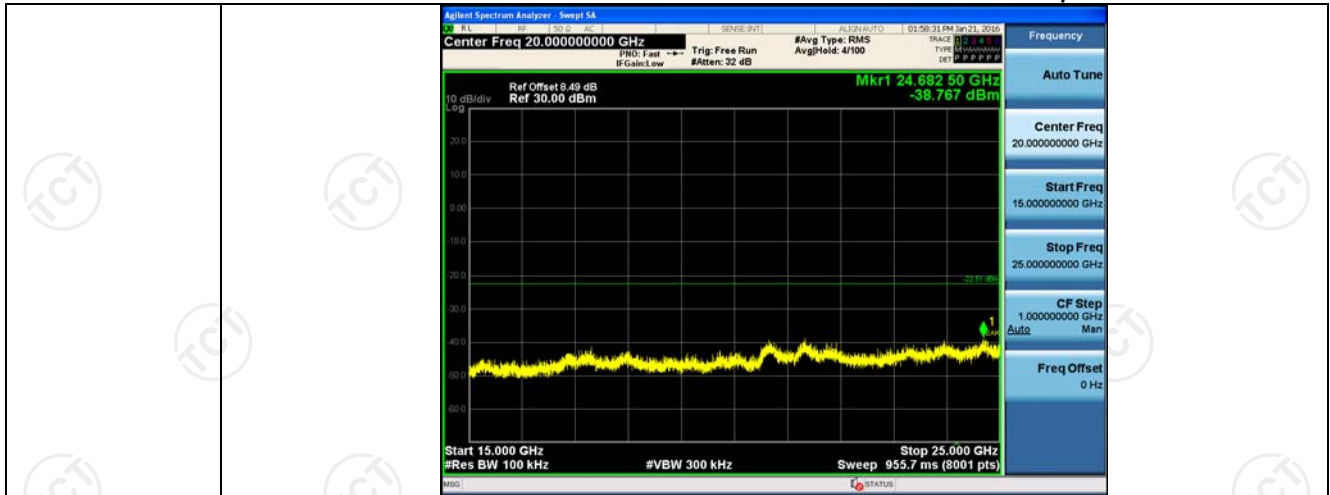


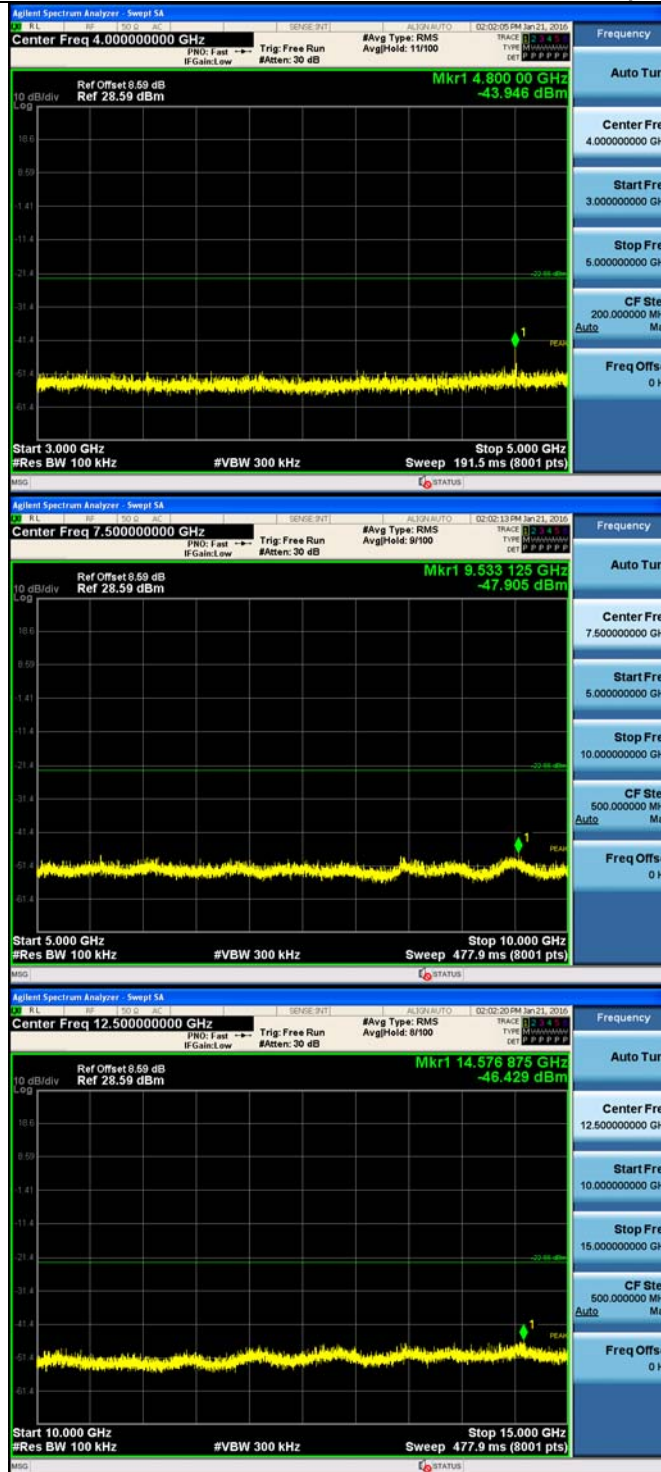
## GFSK HCH Graphs

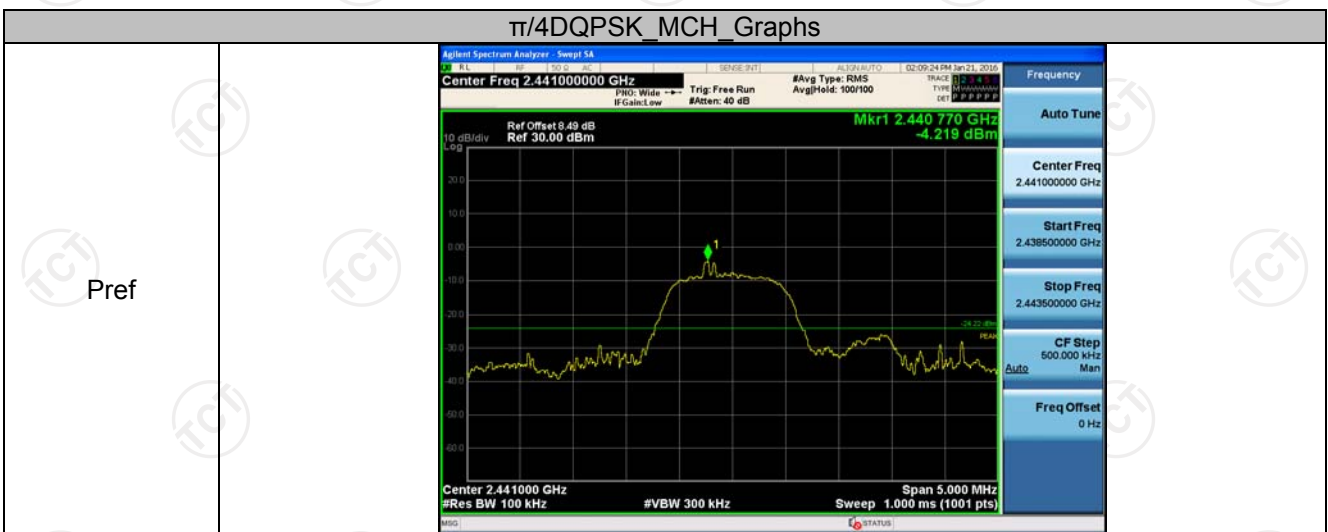
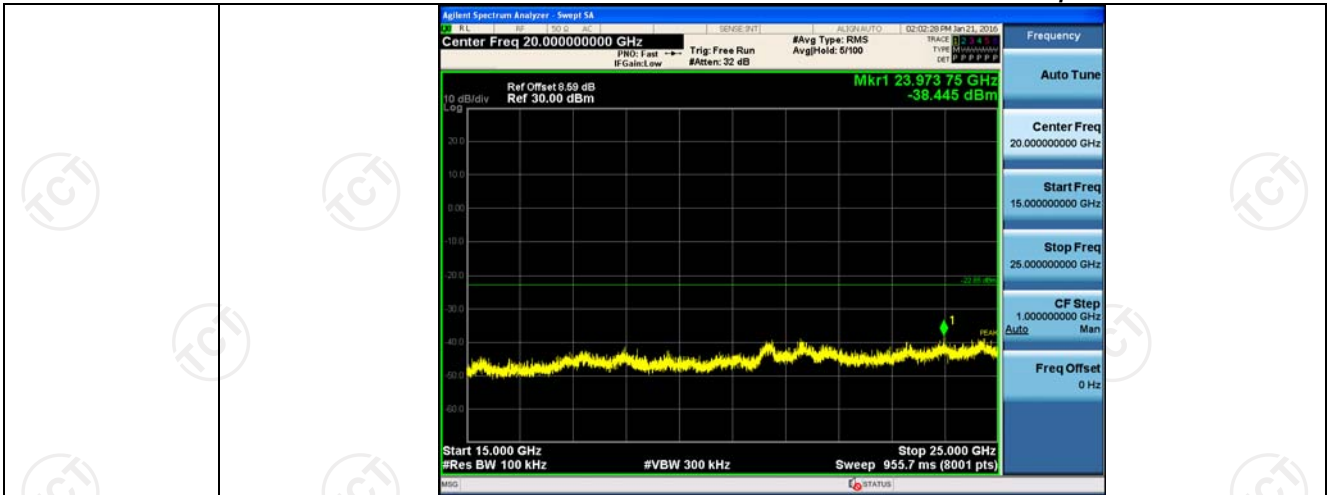




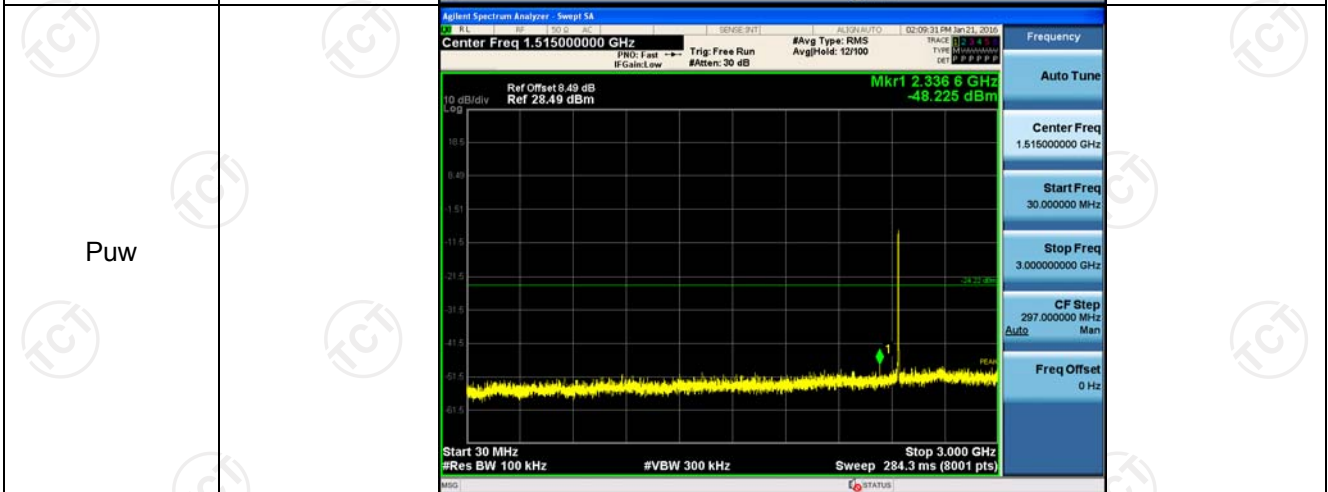




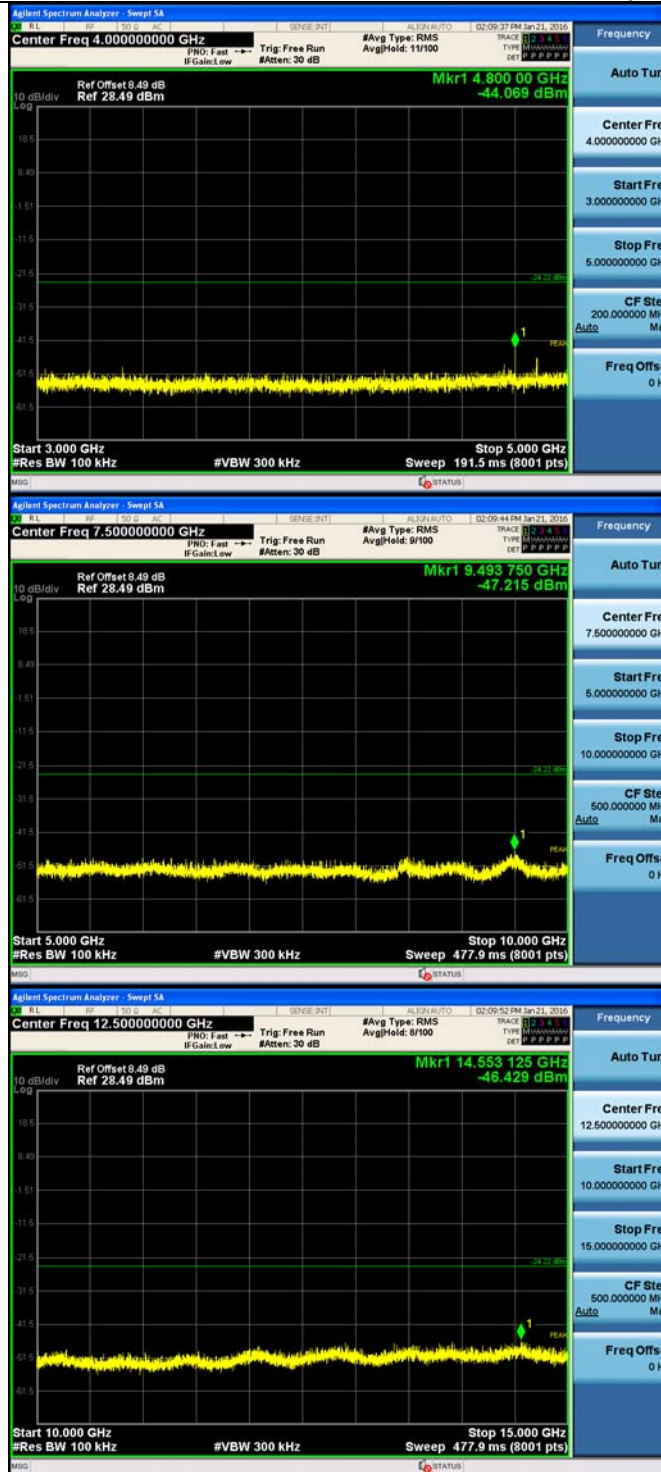


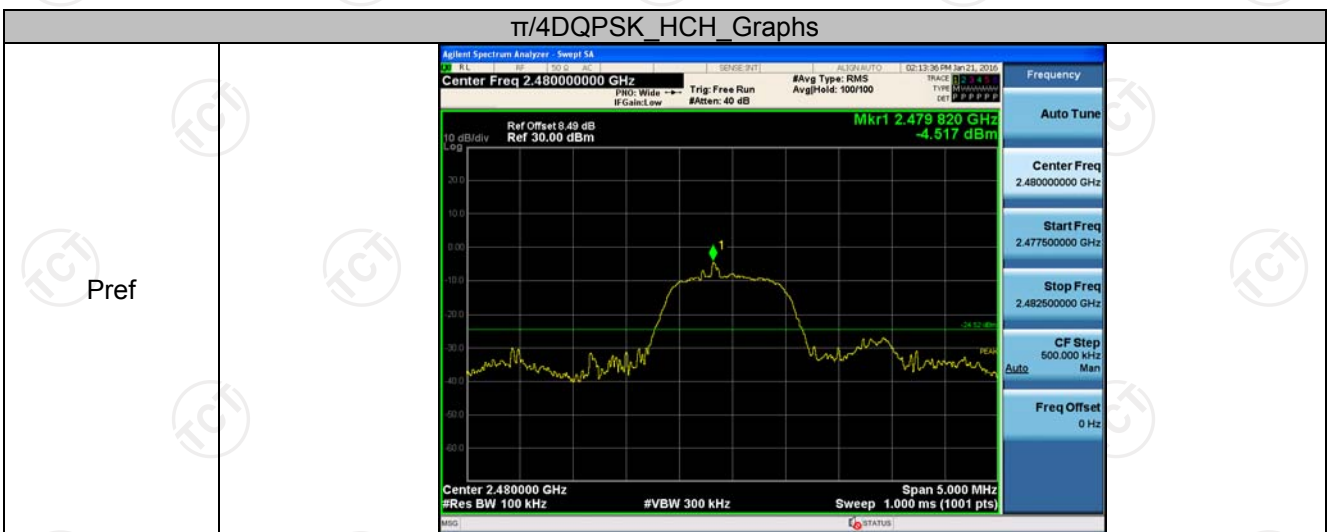
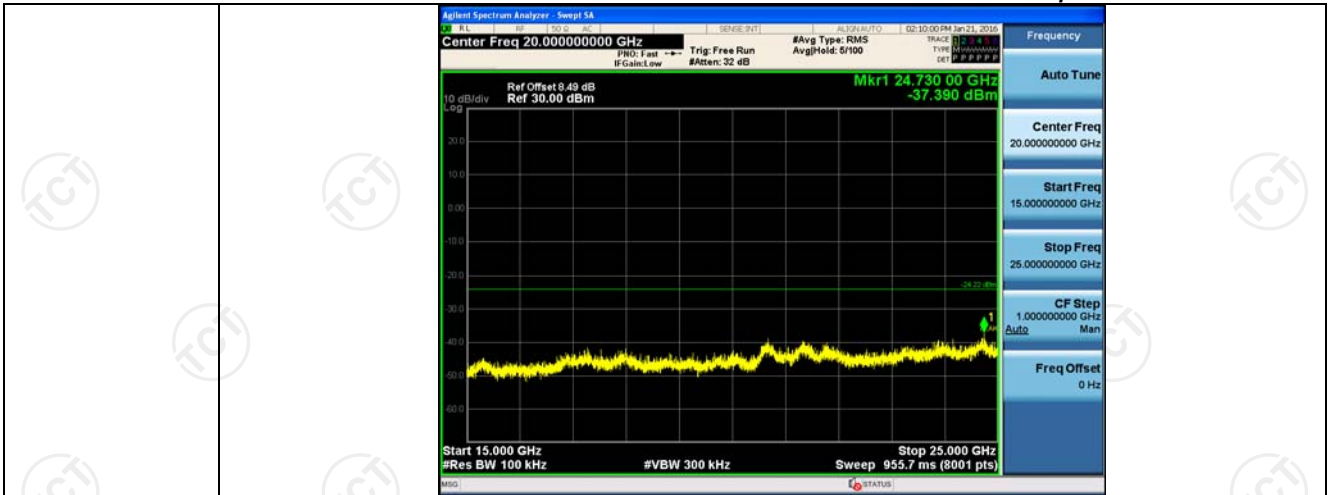


Pref

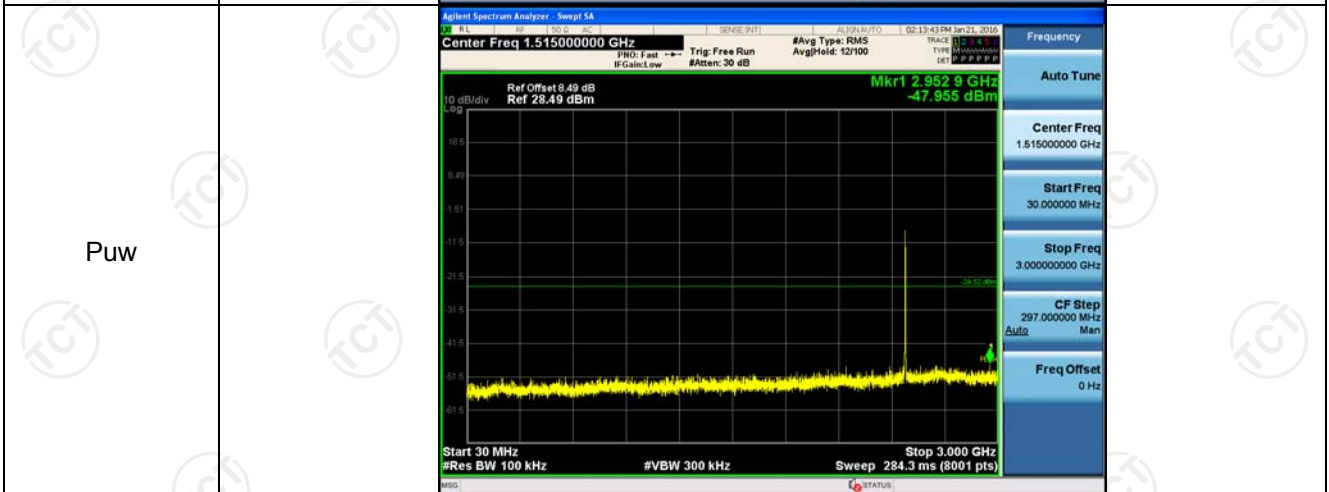


Puw

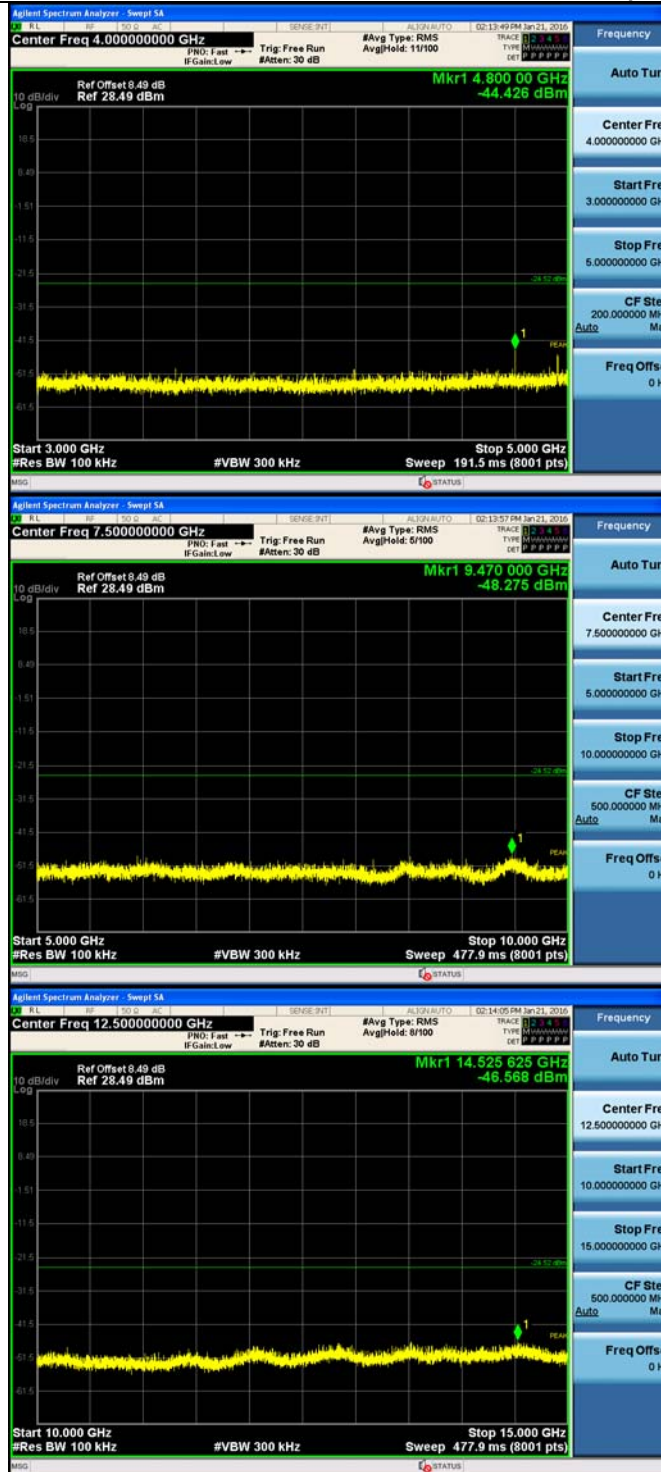


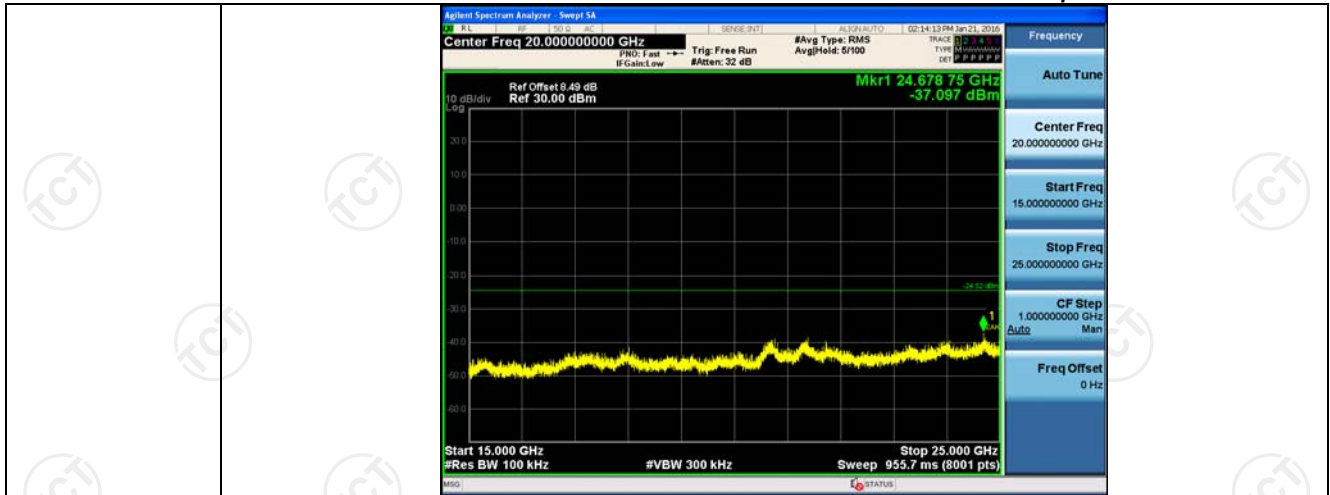


Pref



Puw






\*\*\*\*\*END OF REPORT\*\*\*\*\*




**Appendix B: Photographs of Test Setup**  
Radiated Emission




CE



**Appendix C: Photographs of EUT**  
**Model: CQL1528-B**  
**External Photos**







**Model: CQL1528-B**  
**Internal Photos**



