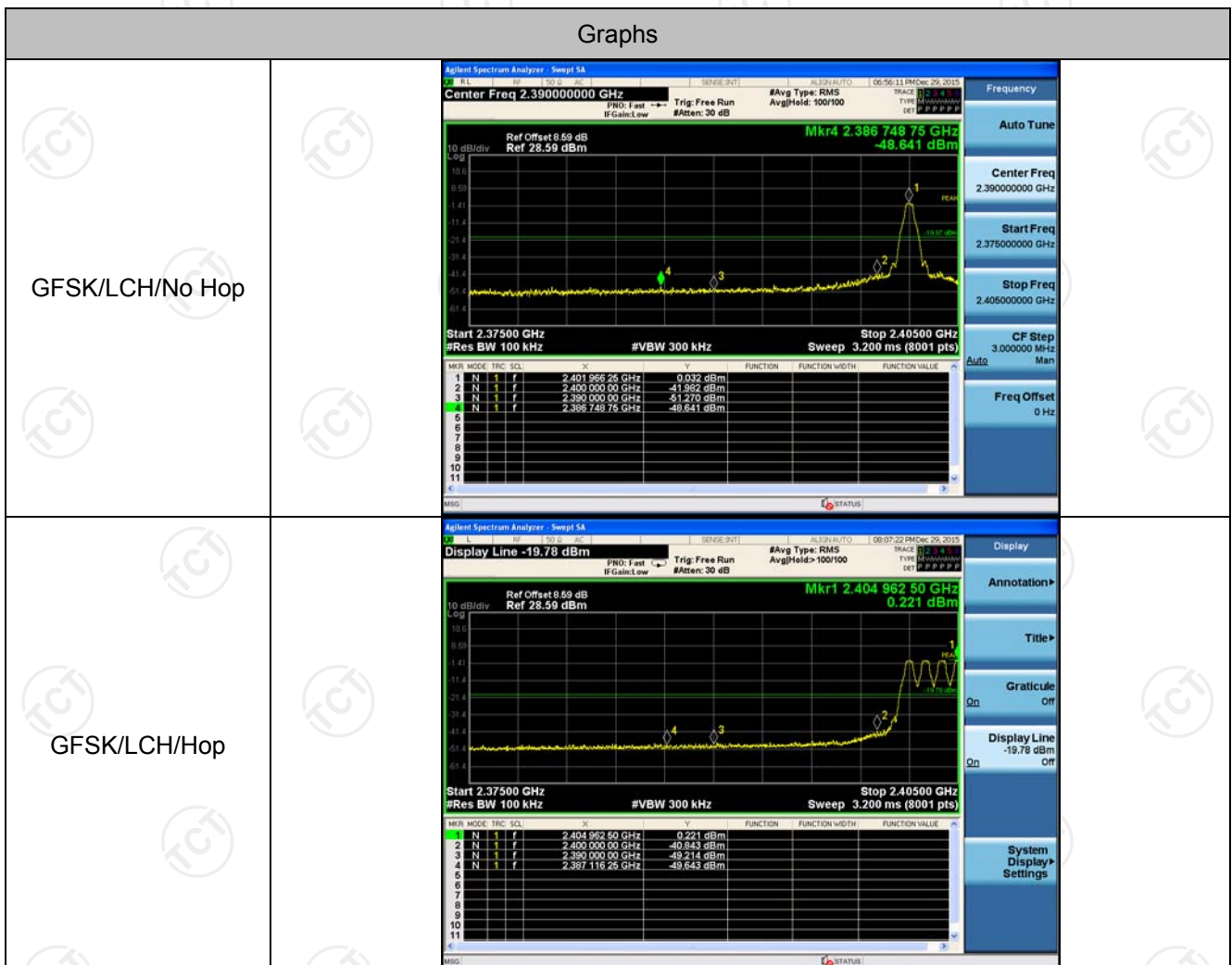


## Band-edge for RF Conducted Emissions


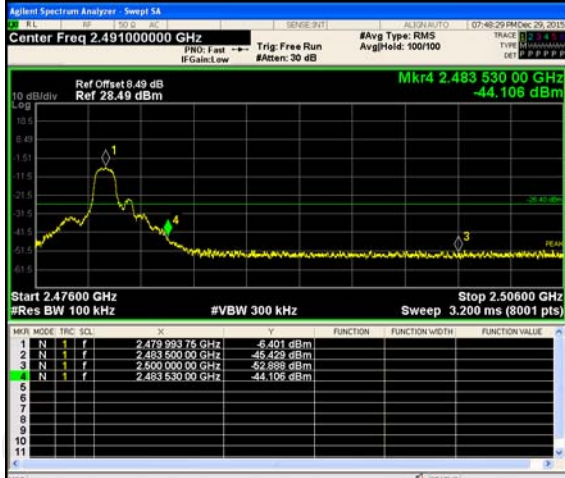

Result Table

Mode	Channel	Carrier Frequency [MHz]	Carrier Power [dBm]	Frequency Hopping	Max Spurious Level [dBm]	Limit [dBm]	Verdict
GFSK	LCH	2402	0.032	Off	-48.641	-19.97	PASS
			0.221	On	-49.643	-19.78	PASS
GFSK	HCH	2480	-0.983	Off	-48.783	-20.98	PASS
			-0.646	On	-48.573	-20.65	PASS
$\pi/4$ DQPSK	LCH	2402	-5.310	Off	-49.762	-25.31	PASS
			-5.245	On	-49.532	-25.25	PASS
$\pi/4$ DQPSK	HCH	2480	-6.401	Off	-44.106	-26.4	PASS
			-6.314	On	-48.832	-26.31	PASS

Test Graph



<p>GFSK/HCH/No Hop</p>	<p>Agilent Spectrum Analyzer - Sweep SA</p> <p>Center Freq 2.491000000 GHz</p> <p>Ref Offset 6.49 dB Ref 28.49 dBm</p> <p>Mkr4 2.495 068 75 GHz -48.783 dBm</p> <p>Start 2.47600 GHz #Res BW 100 kHz #VBW 300 kHz Stop 2.50600 GHz Sweep 3.200 ms (8001 pts)</p> <table border="1"> <thead> <tr> <th>MNR</th> <th>MODE</th> <th>TRIG</th> <th>SCL</th> <th>X</th> <th>Y</th> <th>FUNCTION</th> <th>FUNCTION WIDTH</th> <th>FUNCTION VALUE</th> </tr> </thead> <tbody> <tr> <td>1</td> <td>N</td> <td>1</td> <td>f</td> <td>2.479 810 00 GHz</td> <td>-0.983 dBm</td> <td></td> <td></td> <td></td> </tr> <tr> <td>2</td> <td>N</td> <td>1</td> <td>f</td> <td>2.483 500 00 GHz</td> <td>-21.691 dBm</td> <td></td> <td></td> <td></td> </tr> <tr> <td>3</td> <td>N</td> <td>1</td> <td>f</td> <td>2.500 000 00 GHz</td> <td>-51.982 dBm</td> <td></td> <td></td> <td></td> </tr> <tr> <td>4</td> <td>N</td> <td>1</td> <td>f</td> <td>2.495 068 75 GHz</td> <td>-48.783 dBm</td> <td></td> <td></td> <td></td> </tr> </tbody> </table>	MNR	MODE	TRIG	SCL	X	Y	FUNCTION	FUNCTION WIDTH	FUNCTION VALUE	1	N	1	f	2.479 810 00 GHz	-0.983 dBm				2	N	1	f	2.483 500 00 GHz	-21.691 dBm				3	N	1	f	2.500 000 00 GHz	-51.982 dBm				4	N	1	f	2.495 068 75 GHz	-48.783 dBm			
MNR	MODE	TRIG	SCL	X	Y	FUNCTION	FUNCTION WIDTH	FUNCTION VALUE																																						
1	N	1	f	2.479 810 00 GHz	-0.983 dBm																																									
2	N	1	f	2.483 500 00 GHz	-21.691 dBm																																									
3	N	1	f	2.500 000 00 GHz	-51.982 dBm																																									
4	N	1	f	2.495 068 75 GHz	-48.783 dBm																																									
<p>GFSK/HCH/Hop</p>	<p>Agilent Spectrum Analyzer - Sweep SA</p> <p>Marker 4 2.493148750000 GHz</p> <p>Ref Offset 6.49 dB Ref 28.49 dBm</p> <p>Mkr4 2.493 148 75 GHz -48.573 dBm</p> <p>Start 2.47600 GHz #Res BW 100 kHz #VBW 300 kHz Stop 2.50600 GHz Sweep 3.200 ms (8001 pts)</p> <table border="1"> <thead> <tr> <th>MNR</th> <th>MODE</th> <th>TRIG</th> <th>SCL</th> <th>X</th> <th>Y</th> <th>FUNCTION</th> <th>FUNCTION WIDTH</th> <th>FUNCTION VALUE</th> </tr> </thead> <tbody> <tr> <td>1</td> <td>N</td> <td>1</td> <td>f</td> <td>2.476 971 25 GHz</td> <td>-0.646 dBm</td> <td></td> <td></td> <td></td> </tr> <tr> <td>2</td> <td>N</td> <td>1</td> <td>f</td> <td>2.483 500 00 GHz</td> <td>-50.491 dBm</td> <td></td> <td></td> <td></td> </tr> <tr> <td>3</td> <td>N</td> <td>1</td> <td>f</td> <td>2.500 000 00 GHz</td> <td>-52.807 dBm</td> <td></td> <td></td> <td></td> </tr> <tr> <td>4</td> <td>N</td> <td>1</td> <td>f</td> <td>2.493 148 75 GHz</td> <td>-48.573 dBm</td> <td></td> <td></td> <td></td> </tr> </tbody> </table>	MNR	MODE	TRIG	SCL	X	Y	FUNCTION	FUNCTION WIDTH	FUNCTION VALUE	1	N	1	f	2.476 971 25 GHz	-0.646 dBm				2	N	1	f	2.483 500 00 GHz	-50.491 dBm				3	N	1	f	2.500 000 00 GHz	-52.807 dBm				4	N	1	f	2.493 148 75 GHz	-48.573 dBm			
MNR	MODE	TRIG	SCL	X	Y	FUNCTION	FUNCTION WIDTH	FUNCTION VALUE																																						
1	N	1	f	2.476 971 25 GHz	-0.646 dBm																																									
2	N	1	f	2.483 500 00 GHz	-50.491 dBm																																									
3	N	1	f	2.500 000 00 GHz	-52.807 dBm																																									
4	N	1	f	2.493 148 75 GHz	-48.573 dBm																																									
<p><math>\pi/4</math>DQPSK/LCH/No Hop</p>	<p>Agilent Spectrum Analyzer - Sweep SA</p> <p>Center Freq 2.390000000 GHz</p> <p>Ref Offset 6.59 dB Ref 28.59 dBm</p> <p>Mkr4 2.388 575 00 GHz -49.762 dBm</p> <p>Start 2.37500 GHz #Res BW 100 kHz #VBW 300 kHz Stop 2.40500 GHz Sweep 3.200 ms (8001 pts)</p> <table border="1"> <thead> <tr> <th>MNR</th> <th>MODE</th> <th>TRIG</th> <th>SCL</th> <th>X</th> <th>Y</th> <th>FUNCTION</th> <th>FUNCTION WIDTH</th> <th>FUNCTION VALUE</th> </tr> </thead> <tbody> <tr> <td>1</td> <td>N</td> <td>1</td> <td>f</td> <td>2.402 000 00 GHz</td> <td>5.310 dBm</td> <td></td> <td></td> <td></td> </tr> <tr> <td>2</td> <td>N</td> <td>1</td> <td>f</td> <td>2.400 000 00 GHz</td> <td>-32.769 dBm</td> <td></td> <td></td> <td></td> </tr> <tr> <td>3</td> <td>N</td> <td>1</td> <td>f</td> <td>2.390 000 00 GHz</td> <td>-52.844 dBm</td> <td></td> <td></td> <td></td> </tr> <tr> <td>4</td> <td>N</td> <td>1</td> <td>f</td> <td>2.388 575 00 GHz</td> <td>-49.762 dBm</td> <td></td> <td></td> <td></td> </tr> </tbody> </table>	MNR	MODE	TRIG	SCL	X	Y	FUNCTION	FUNCTION WIDTH	FUNCTION VALUE	1	N	1	f	2.402 000 00 GHz	5.310 dBm				2	N	1	f	2.400 000 00 GHz	-32.769 dBm				3	N	1	f	2.390 000 00 GHz	-52.844 dBm				4	N	1	f	2.388 575 00 GHz	-49.762 dBm			
MNR	MODE	TRIG	SCL	X	Y	FUNCTION	FUNCTION WIDTH	FUNCTION VALUE																																						
1	N	1	f	2.402 000 00 GHz	5.310 dBm																																									
2	N	1	f	2.400 000 00 GHz	-32.769 dBm																																									
3	N	1	f	2.390 000 00 GHz	-52.844 dBm																																									
4	N	1	f	2.388 575 00 GHz	-49.762 dBm																																									

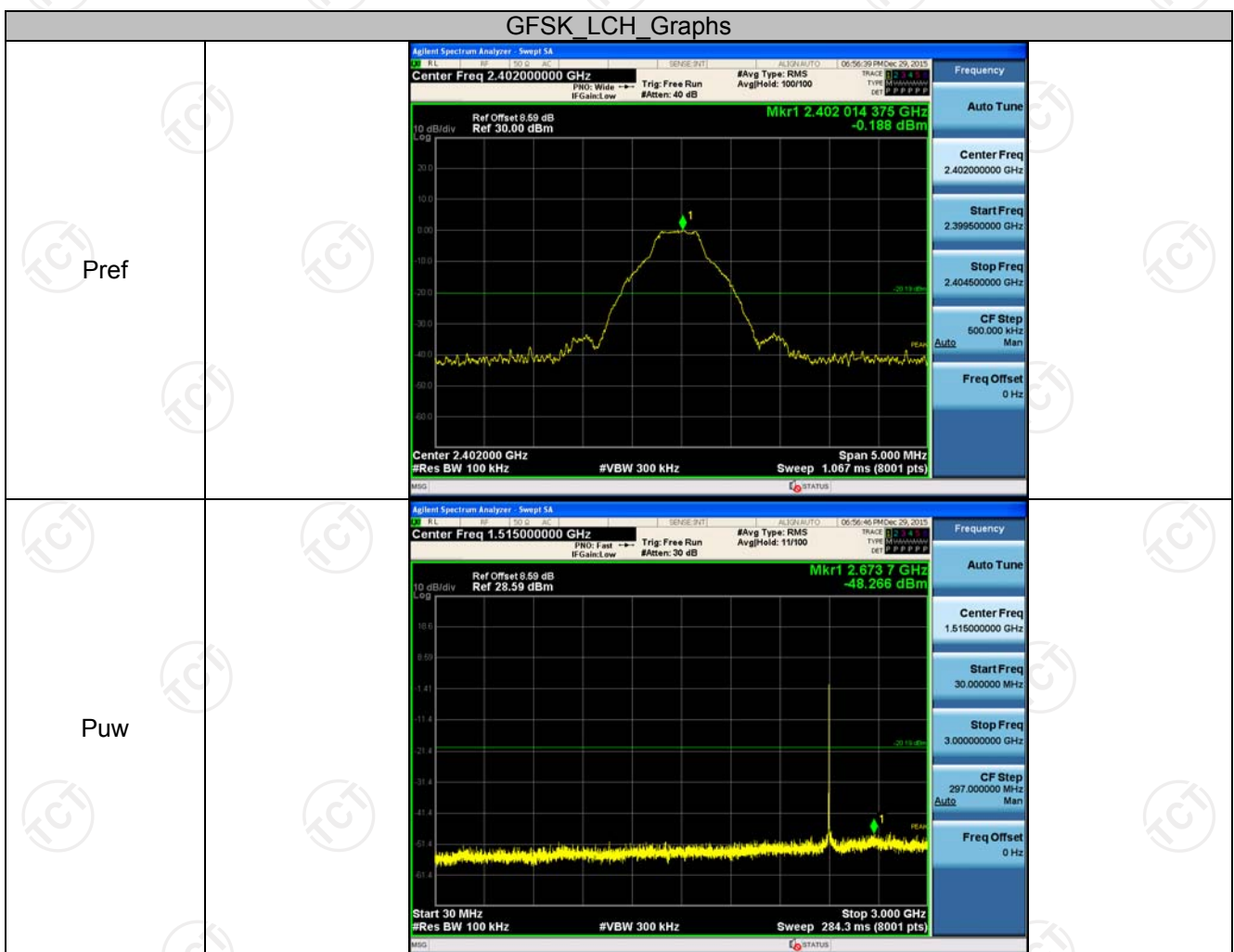
<p><math>\pi/4</math>DQPSK/LCH/Hop</p>	 <table border="1" data-bbox="606 515 1173 660"> <thead> <tr> <th>MNR</th> <th>MODE</th> <th>TRC</th> <th>SCL</th> <th>X</th> <th>Y</th> <th>FUNCTION</th> <th>FUNCTION WIDTH</th> <th>FUNCTION VALUE</th> </tr> </thead> <tbody> <tr> <td>1</td> <td>N</td> <td>1</td> <td>f</td> <td>2.40499626 GHz</td> <td>-5.245 dBm</td> <td></td> <td></td> <td></td> </tr> <tr> <td>2</td> <td>N</td> <td>1</td> <td>f</td> <td>2.40000000 GHz</td> <td>-33.686 dBm</td> <td></td> <td></td> <td></td> </tr> <tr> <td>3</td> <td>N</td> <td>1</td> <td>f</td> <td>2.39000000 GHz</td> <td>-52.379 dBm</td> <td></td> <td></td> <td></td> </tr> <tr> <td>4</td> <td>N</td> <td>1</td> <td>f</td> <td>2.38956126 GHz</td> <td>-49.532 dBm</td> <td></td> <td></td> <td></td> </tr> </tbody> </table>	MNR	MODE	TRC	SCL	X	Y	FUNCTION	FUNCTION WIDTH	FUNCTION VALUE	1	N	1	f	2.40499626 GHz	-5.245 dBm				2	N	1	f	2.40000000 GHz	-33.686 dBm				3	N	1	f	2.39000000 GHz	-52.379 dBm				4	N	1	f	2.38956126 GHz	-49.532 dBm			
MNR	MODE	TRC	SCL	X	Y	FUNCTION	FUNCTION WIDTH	FUNCTION VALUE																																						
1	N	1	f	2.40499626 GHz	-5.245 dBm																																									
2	N	1	f	2.40000000 GHz	-33.686 dBm																																									
3	N	1	f	2.39000000 GHz	-52.379 dBm																																									
4	N	1	f	2.38956126 GHz	-49.532 dBm																																									
<p><math>\pi/4</math>DQPSK/HCH/No Hop</p>	 <table border="1" data-bbox="606 1008 1173 1153"> <thead> <tr> <th>MNR</th> <th>MODE</th> <th>TRC</th> <th>SCL</th> <th>X</th> <th>Y</th> <th>FUNCTION</th> <th>FUNCTION WIDTH</th> <th>FUNCTION VALUE</th> </tr> </thead> <tbody> <tr> <td>1</td> <td>N</td> <td>1</td> <td>f</td> <td>2.47999376 GHz</td> <td>-6.401 dBm</td> <td></td> <td></td> <td></td> </tr> <tr> <td>2</td> <td>N</td> <td>1</td> <td>f</td> <td>2.48350000 GHz</td> <td>-45.292 dBm</td> <td></td> <td></td> <td></td> </tr> <tr> <td>3</td> <td>N</td> <td>1</td> <td>f</td> <td>2.50000000 GHz</td> <td>-52.988 dBm</td> <td></td> <td></td> <td></td> </tr> <tr> <td>4</td> <td>N</td> <td>1</td> <td>f</td> <td>2.48353000 GHz</td> <td>-44.106 dBm</td> <td></td> <td></td> <td></td> </tr> </tbody> </table>	MNR	MODE	TRC	SCL	X	Y	FUNCTION	FUNCTION WIDTH	FUNCTION VALUE	1	N	1	f	2.47999376 GHz	-6.401 dBm				2	N	1	f	2.48350000 GHz	-45.292 dBm				3	N	1	f	2.50000000 GHz	-52.988 dBm				4	N	1	f	2.48353000 GHz	-44.106 dBm			
MNR	MODE	TRC	SCL	X	Y	FUNCTION	FUNCTION WIDTH	FUNCTION VALUE																																						
1	N	1	f	2.47999376 GHz	-6.401 dBm																																									
2	N	1	f	2.48350000 GHz	-45.292 dBm																																									
3	N	1	f	2.50000000 GHz	-52.988 dBm																																									
4	N	1	f	2.48353000 GHz	-44.106 dBm																																									
<p><math>\pi/4</math>DQPSK/HCH/Hop</p>	 <table border="1" data-bbox="606 1500 1173 1646"> <thead> <tr> <th>MNR</th> <th>MODE</th> <th>TRC</th> <th>SCL</th> <th>X</th> <th>Y</th> <th>FUNCTION</th> <th>FUNCTION WIDTH</th> <th>FUNCTION VALUE</th> </tr> </thead> <tbody> <tr> <td>1</td> <td>N</td> <td>1</td> <td>f</td> <td>2.47600376 GHz</td> <td>-6.314 dBm</td> <td></td> <td></td> <td></td> </tr> <tr> <td>2</td> <td>N</td> <td>1</td> <td>f</td> <td>2.48350000 GHz</td> <td>-43.703 dBm</td> <td></td> <td></td> <td></td> </tr> <tr> <td>3</td> <td>N</td> <td>1</td> <td>f</td> <td>2.50000000 GHz</td> <td>-52.566 dBm</td> <td></td> <td></td> <td></td> </tr> <tr> <td>4</td> <td>N</td> <td>1</td> <td>f</td> <td>2.49346000 GHz</td> <td>-48.832 dBm</td> <td></td> <td></td> <td></td> </tr> </tbody> </table>	MNR	MODE	TRC	SCL	X	Y	FUNCTION	FUNCTION WIDTH	FUNCTION VALUE	1	N	1	f	2.47600376 GHz	-6.314 dBm				2	N	1	f	2.48350000 GHz	-43.703 dBm				3	N	1	f	2.50000000 GHz	-52.566 dBm				4	N	1	f	2.49346000 GHz	-48.832 dBm			
MNR	MODE	TRC	SCL	X	Y	FUNCTION	FUNCTION WIDTH	FUNCTION VALUE																																						
1	N	1	f	2.47600376 GHz	-6.314 dBm																																									
2	N	1	f	2.48350000 GHz	-43.703 dBm																																									
3	N	1	f	2.50000000 GHz	-52.566 dBm																																									
4	N	1	f	2.49346000 GHz	-48.832 dBm																																									

## RF Conducted Spurious Emissions

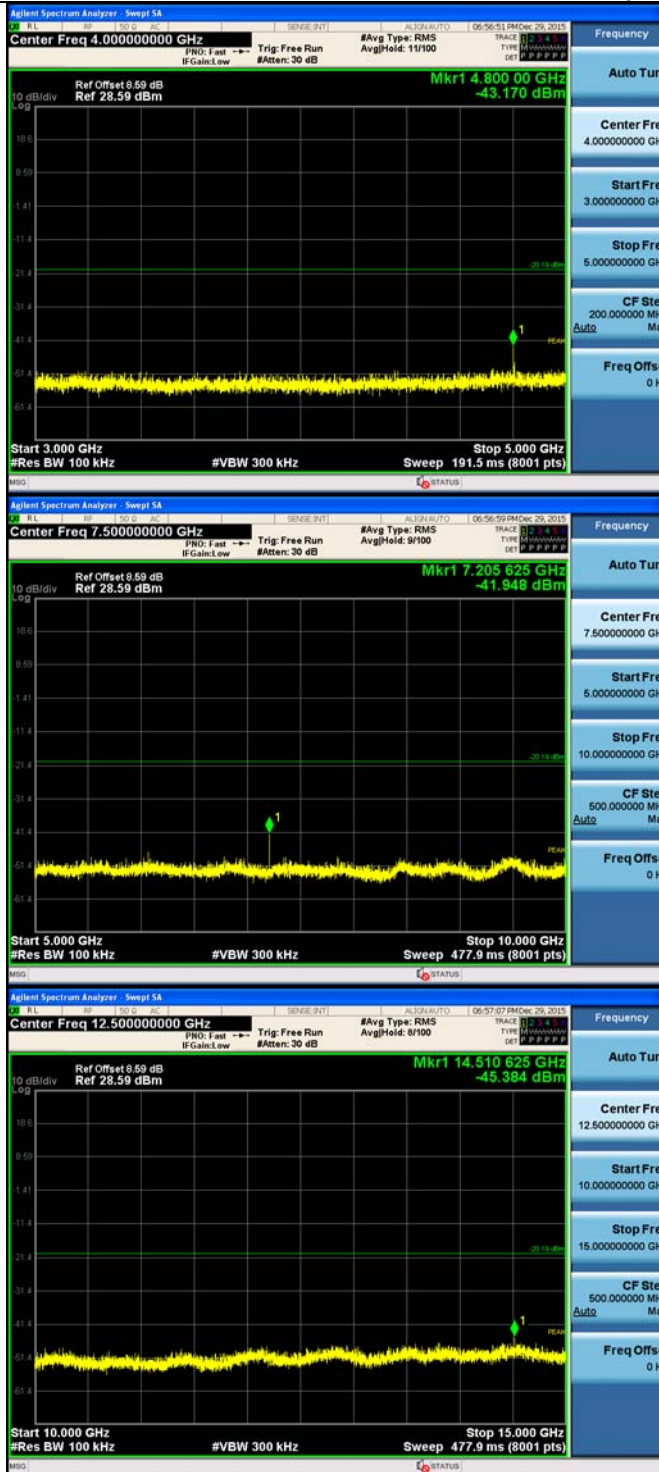
### Result Table

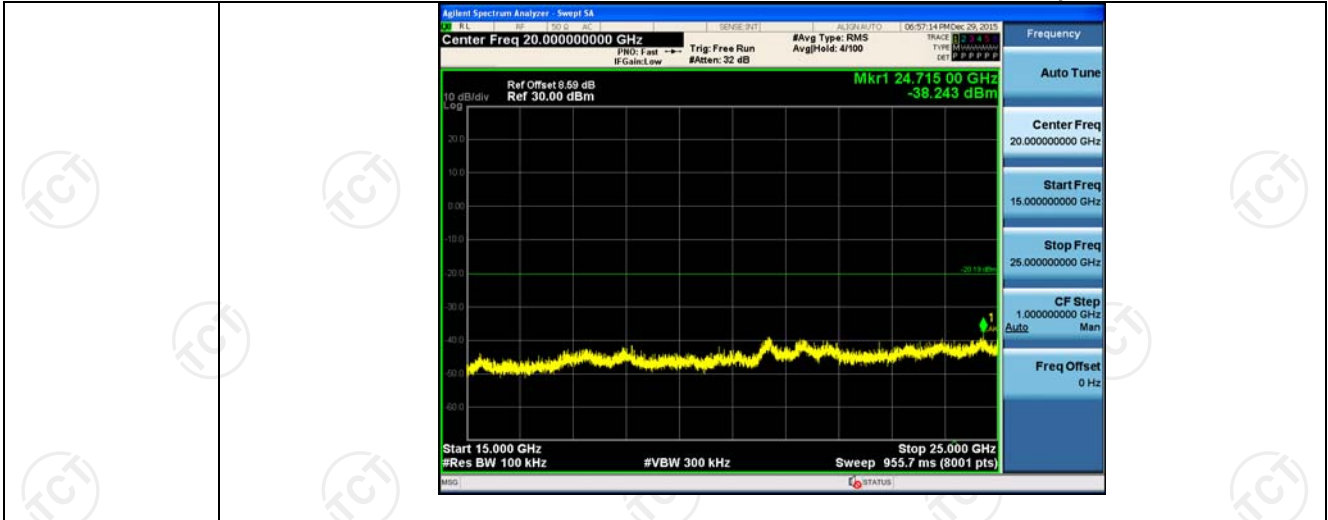
Mode	Channel	Pref [dBm]	Puw[dBm]	Verdict
GFSK	LCH	-0.188	<Limit	PASS
GFSK	MCH	-1.993	<Limit	PASS
GFSK	HCH	-1.164	<Limit	PASS
$\pi/4$ DQPSK	LCH	-5.594	<Limit	PASS
$\pi/4$ DQPSK	MCH	-8.052	<Limit	PASS
$\pi/4$ DQPSK	HCH	-6.893	<Limit	PASS

### Test Graph

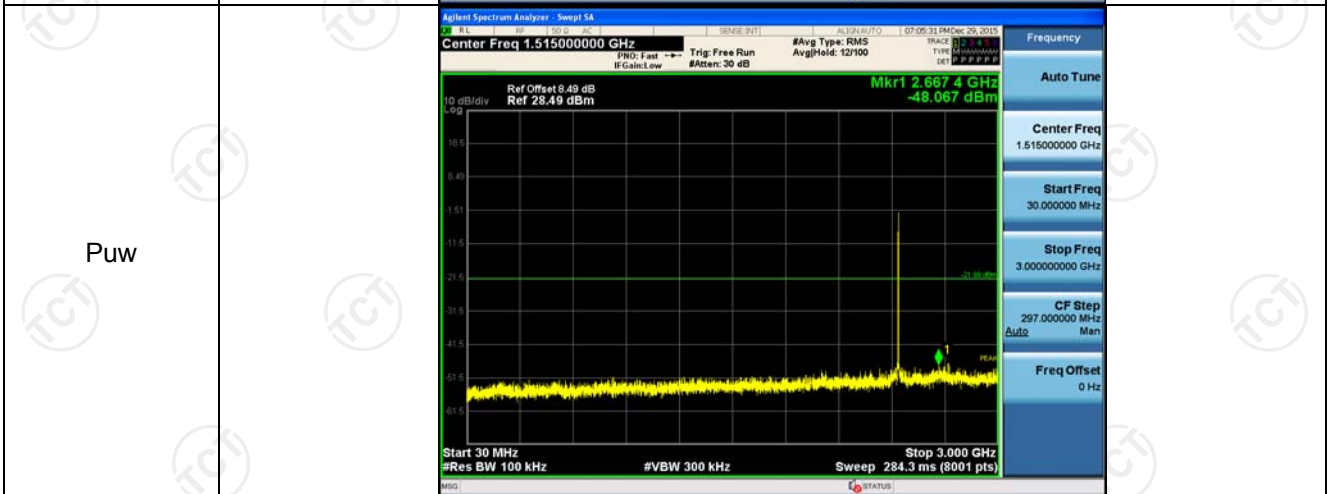
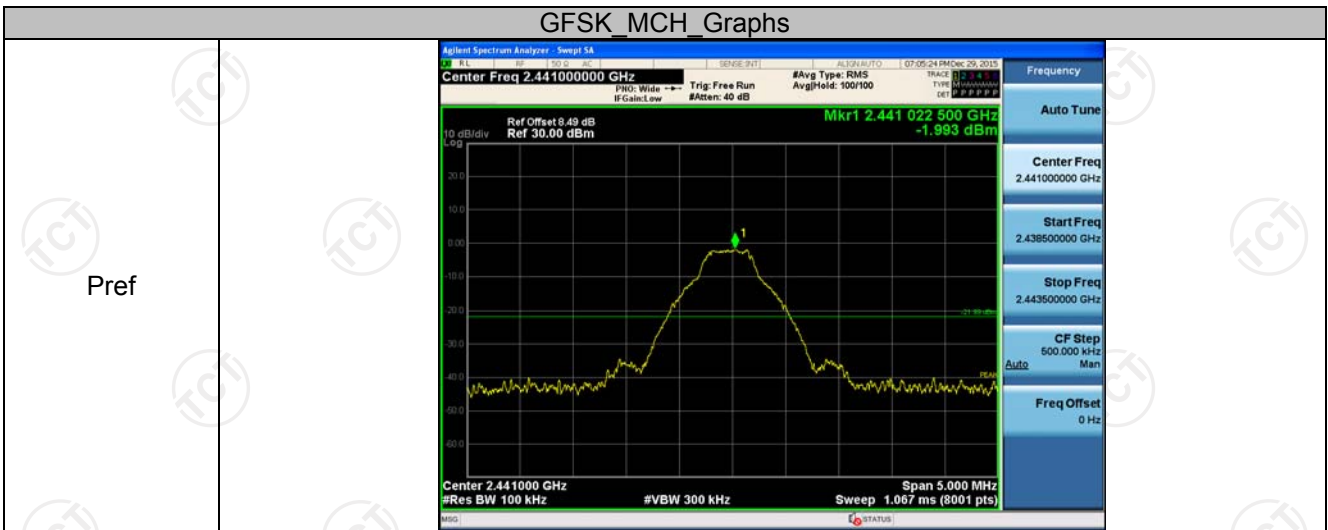


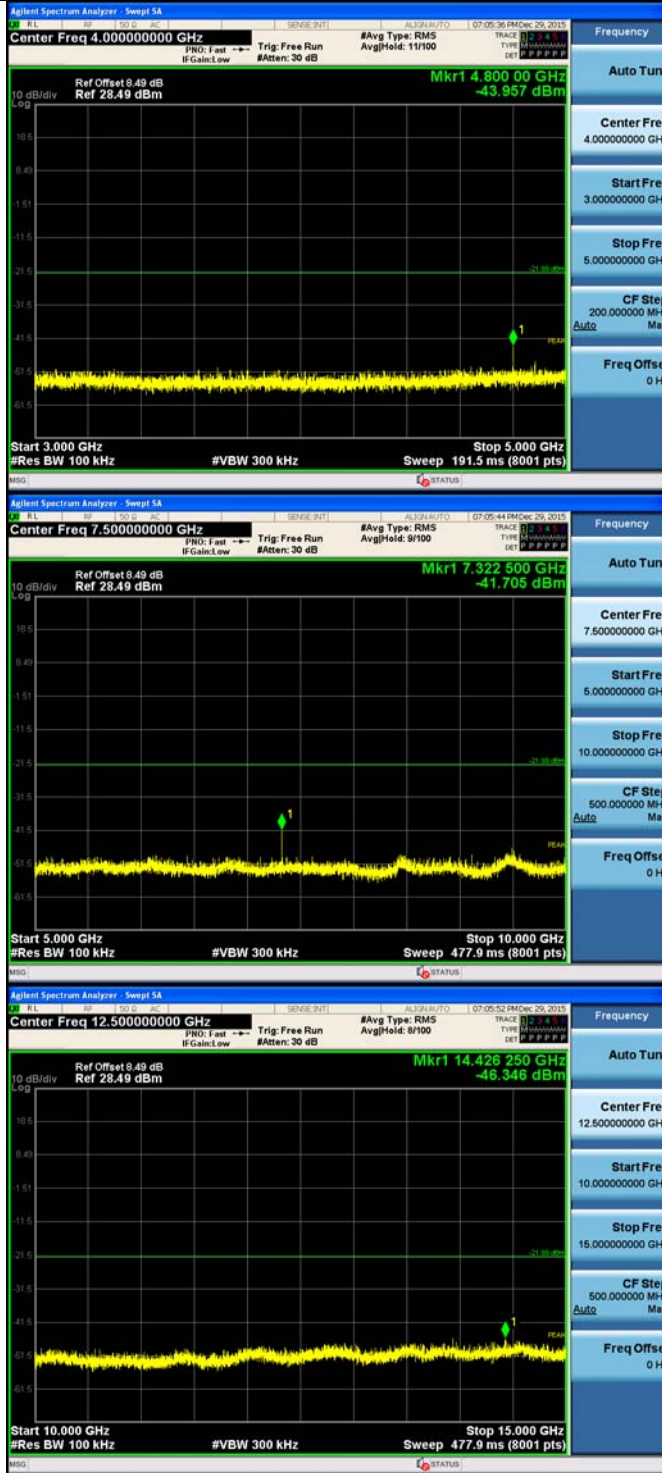


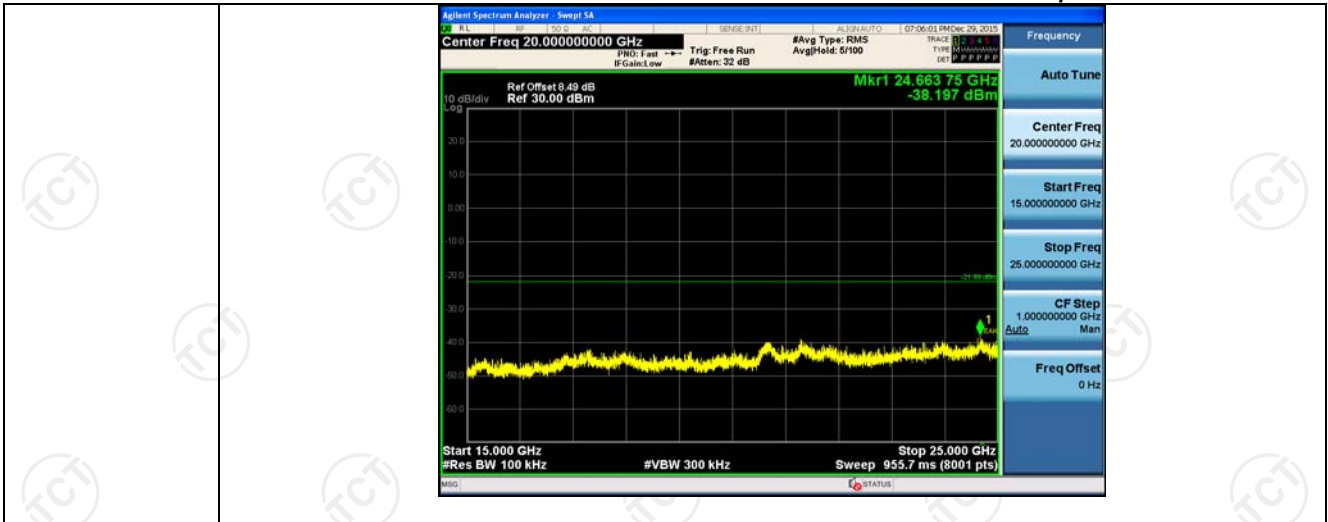




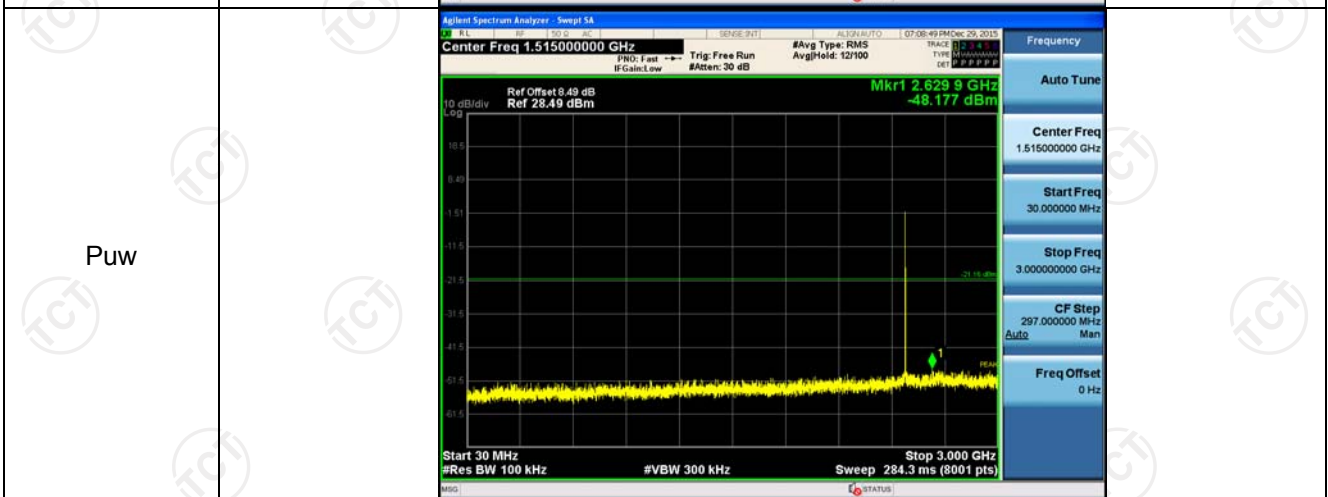
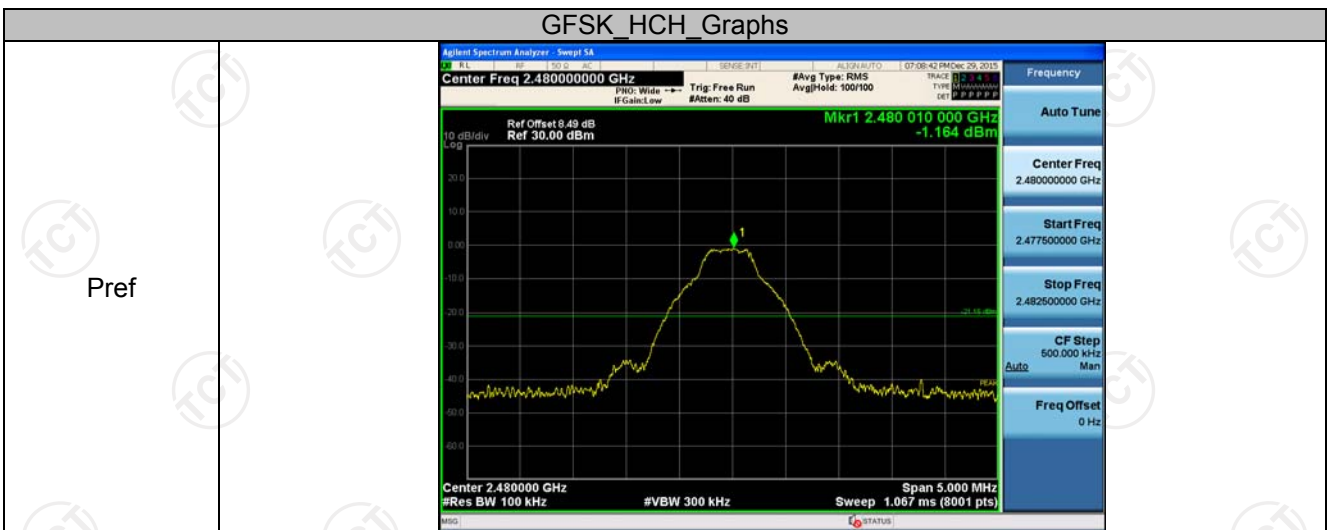
### GFSK\_MCH\_Graphs



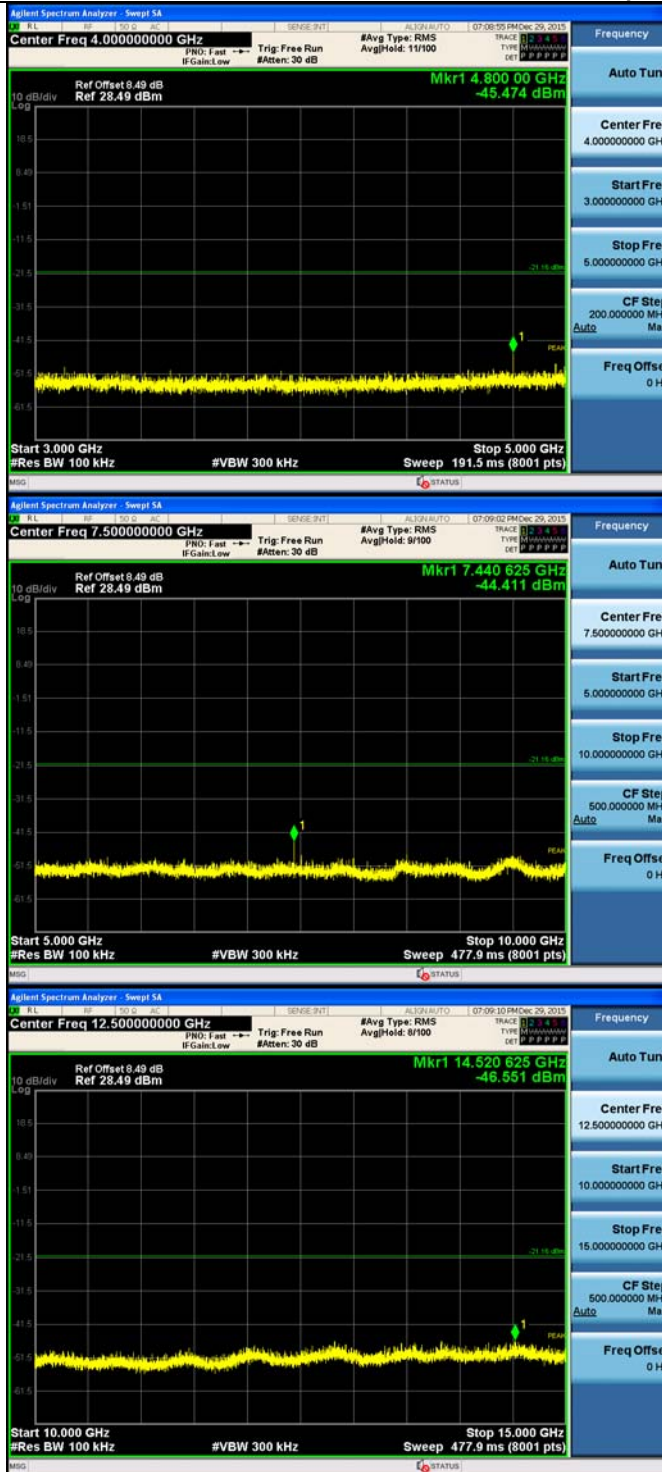


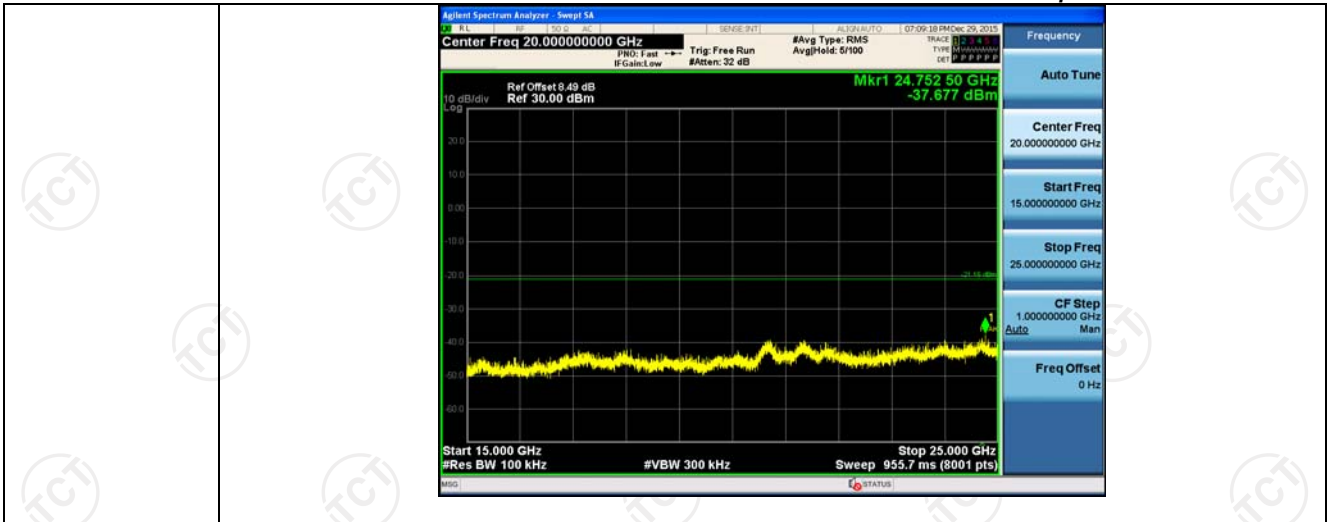


### GFSK HCH Graphs

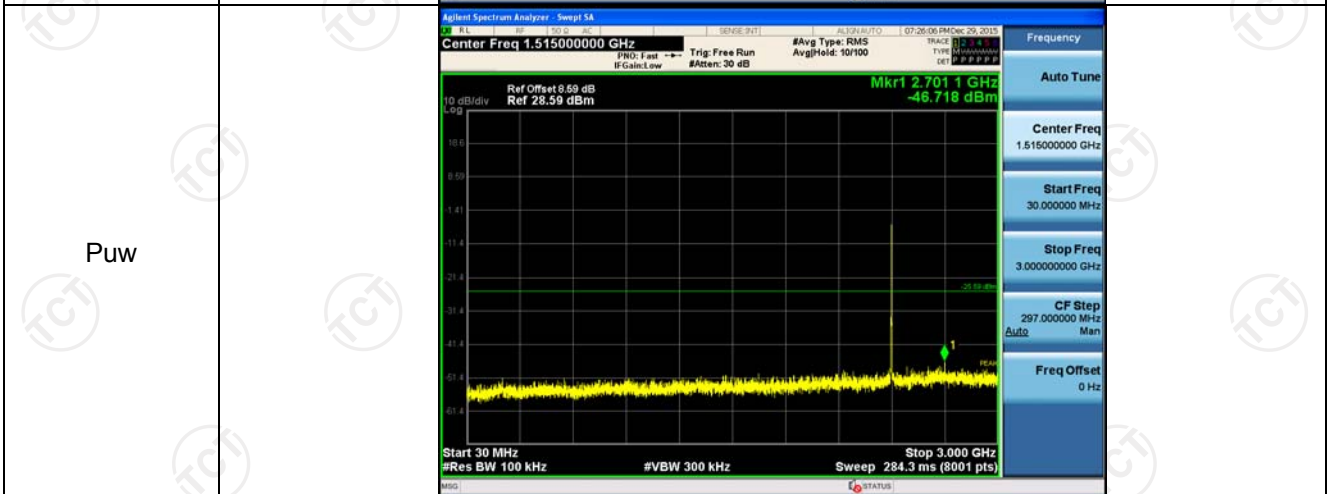
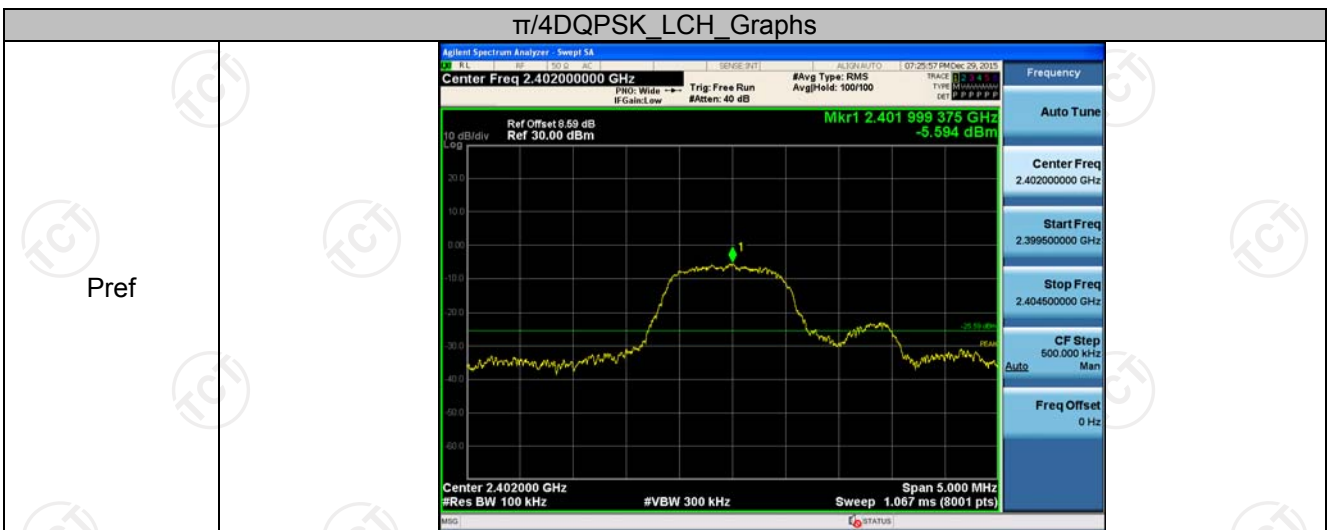


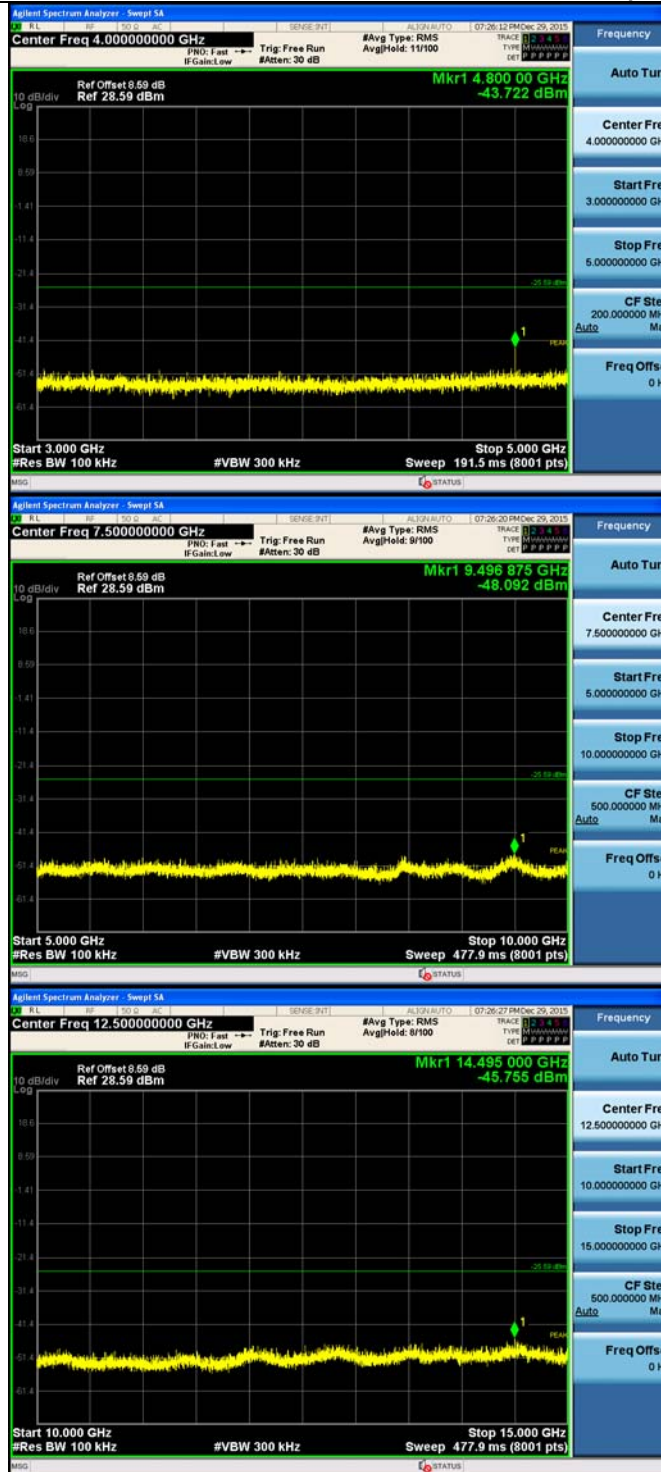


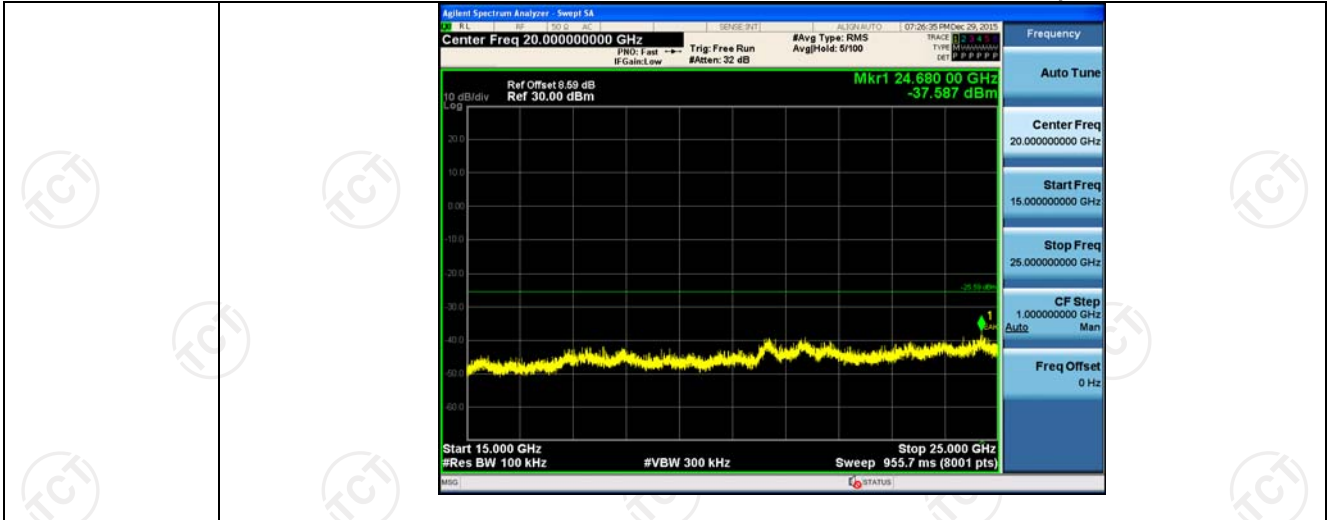




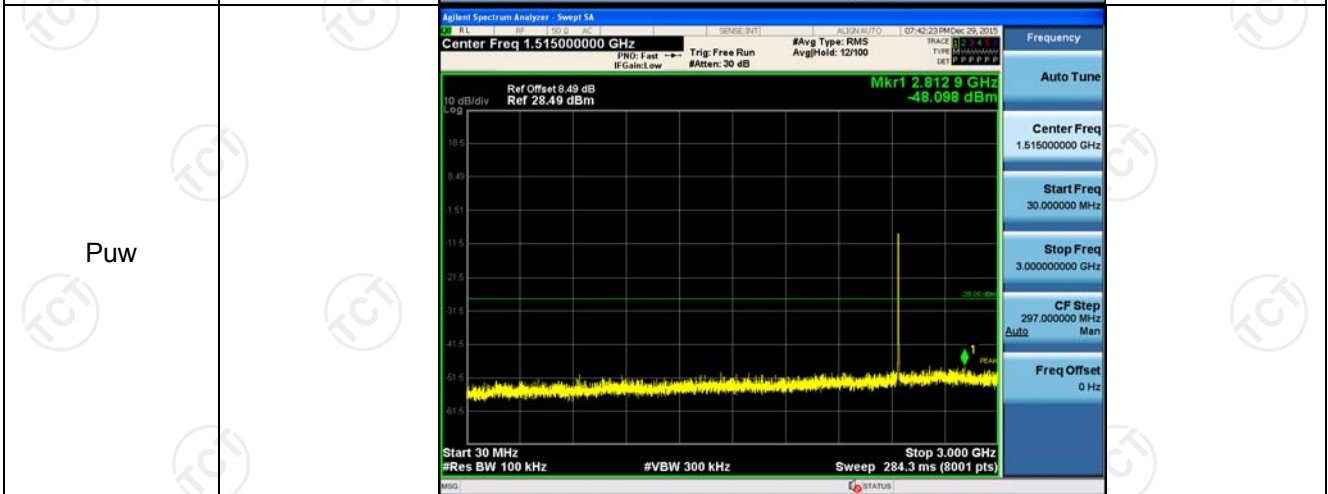
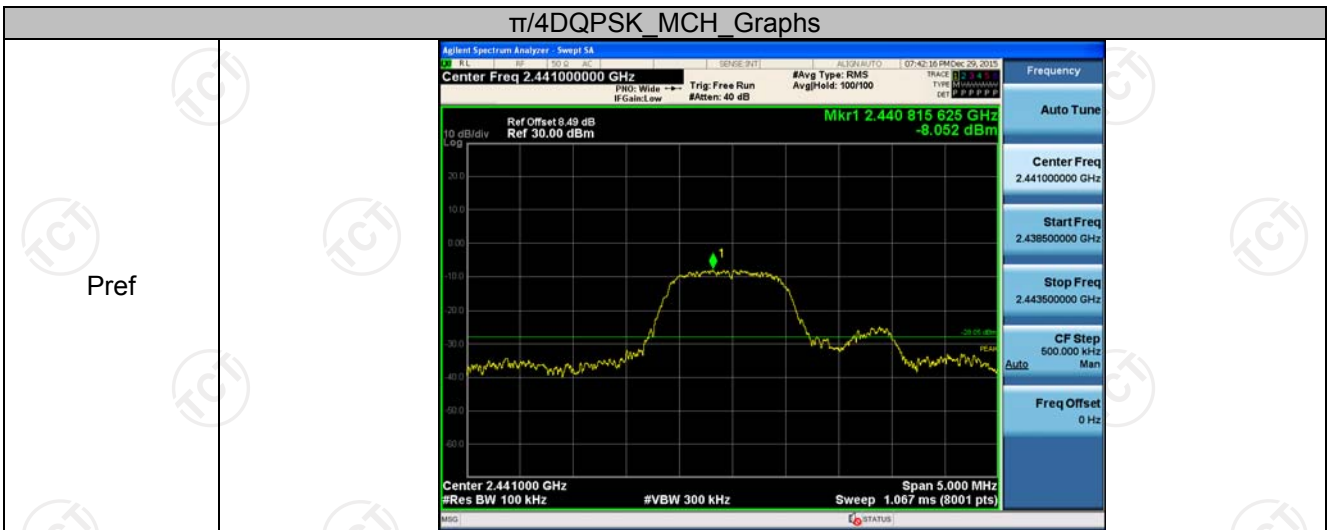
### $\pi/4$ DQPSK LCH\_Graphs



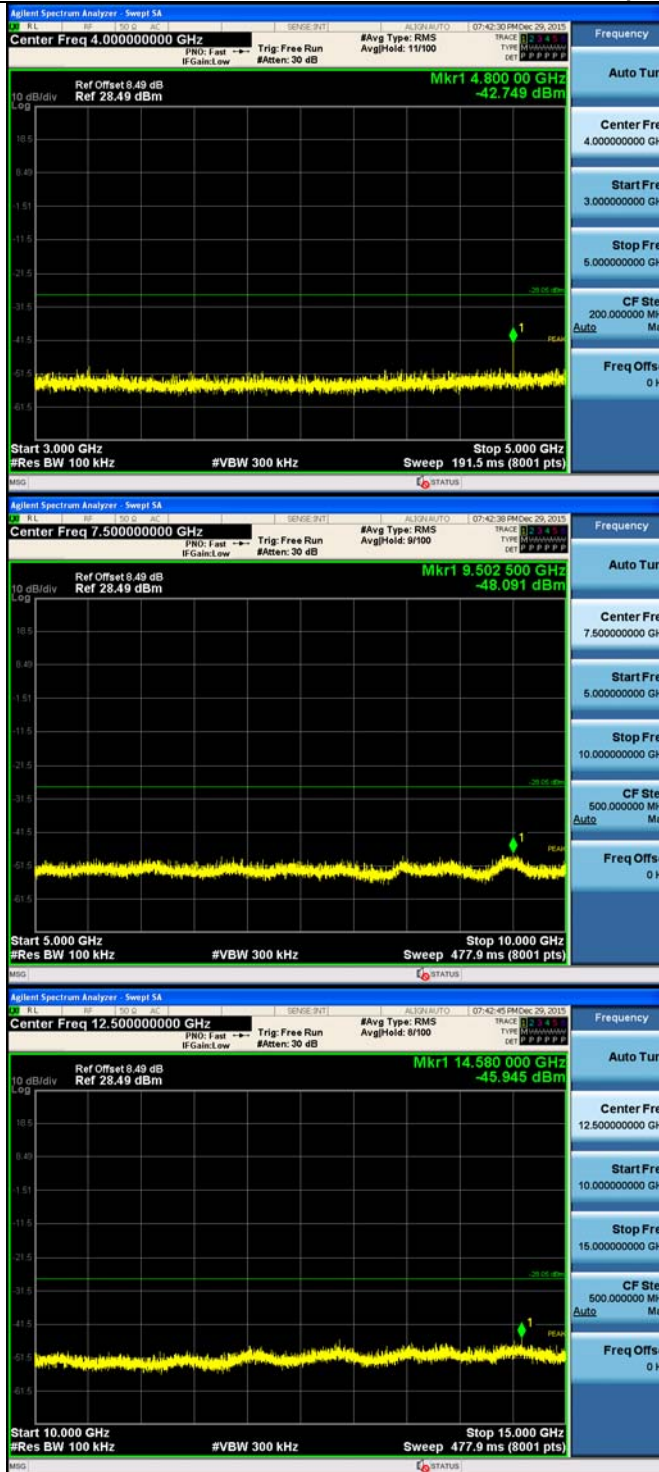


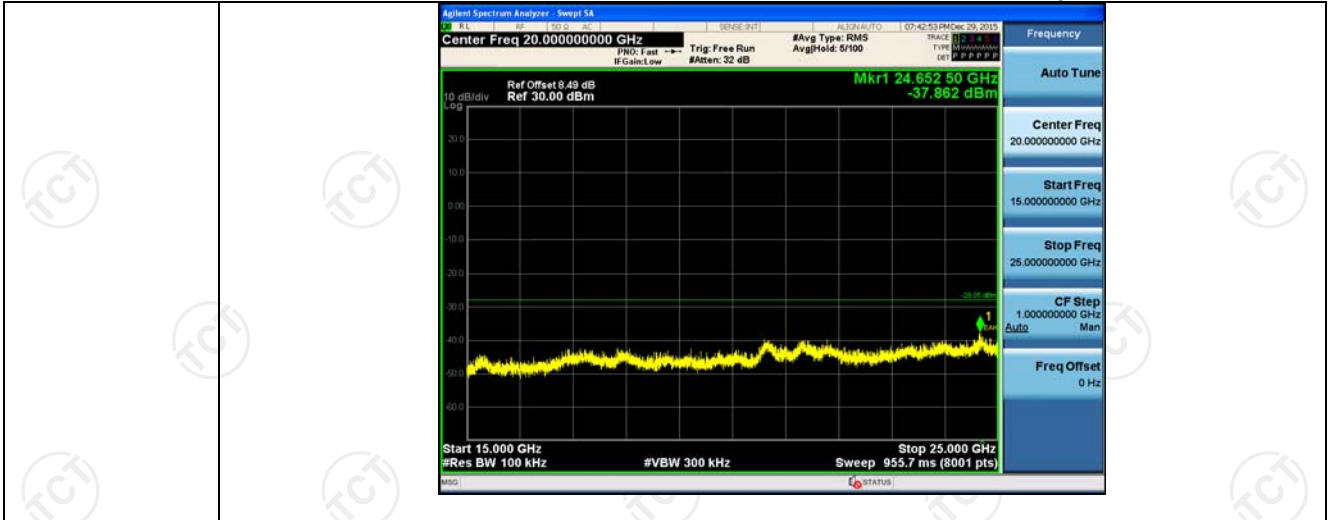


### $\pi/4$ DQPSK\_MCH\_Graphs

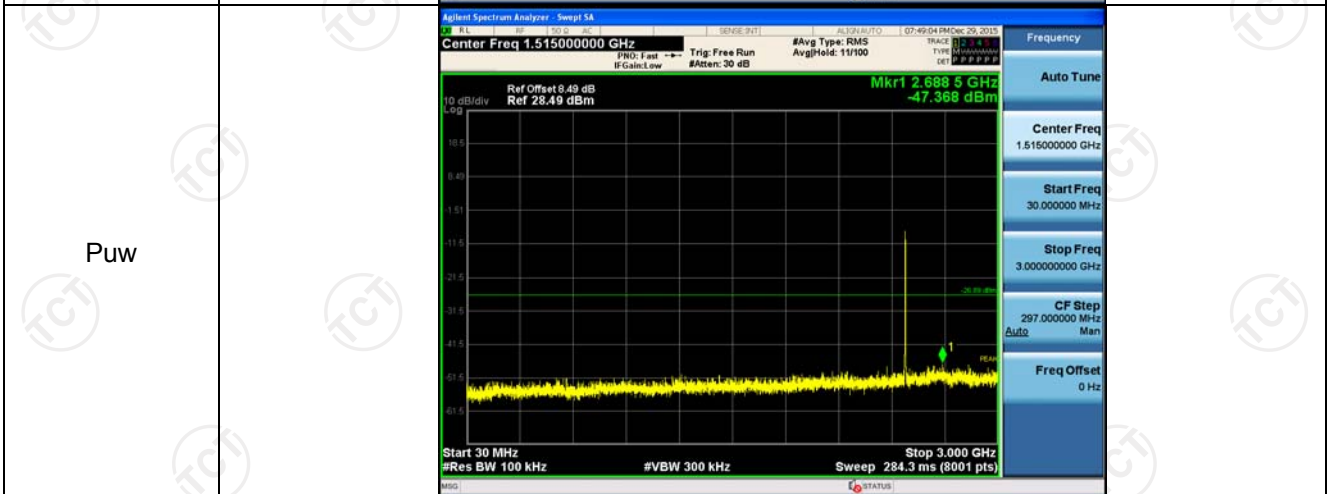
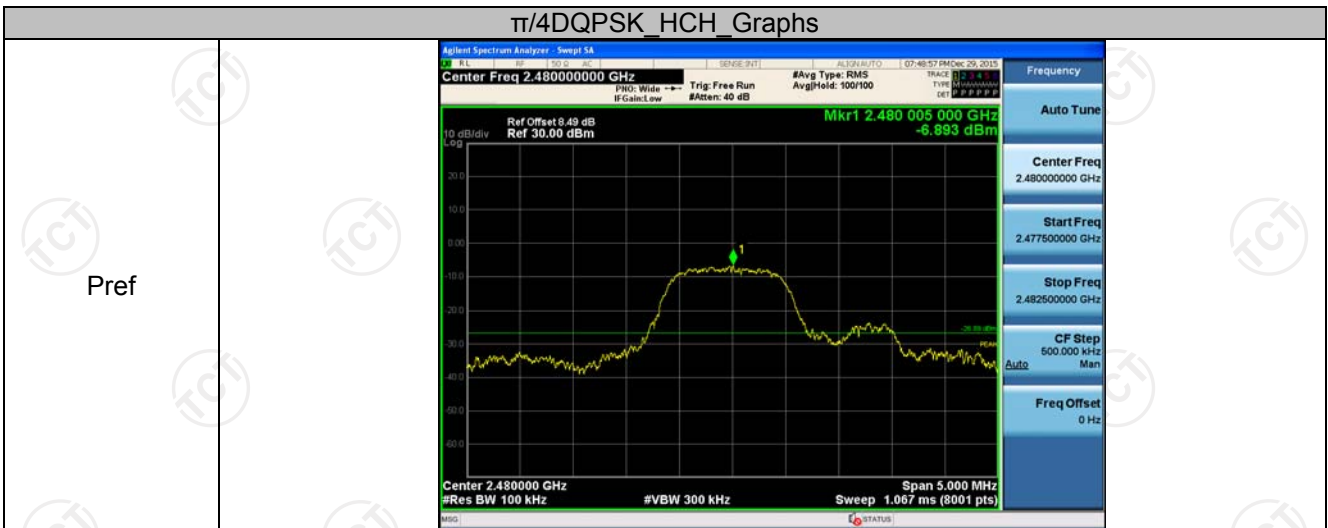


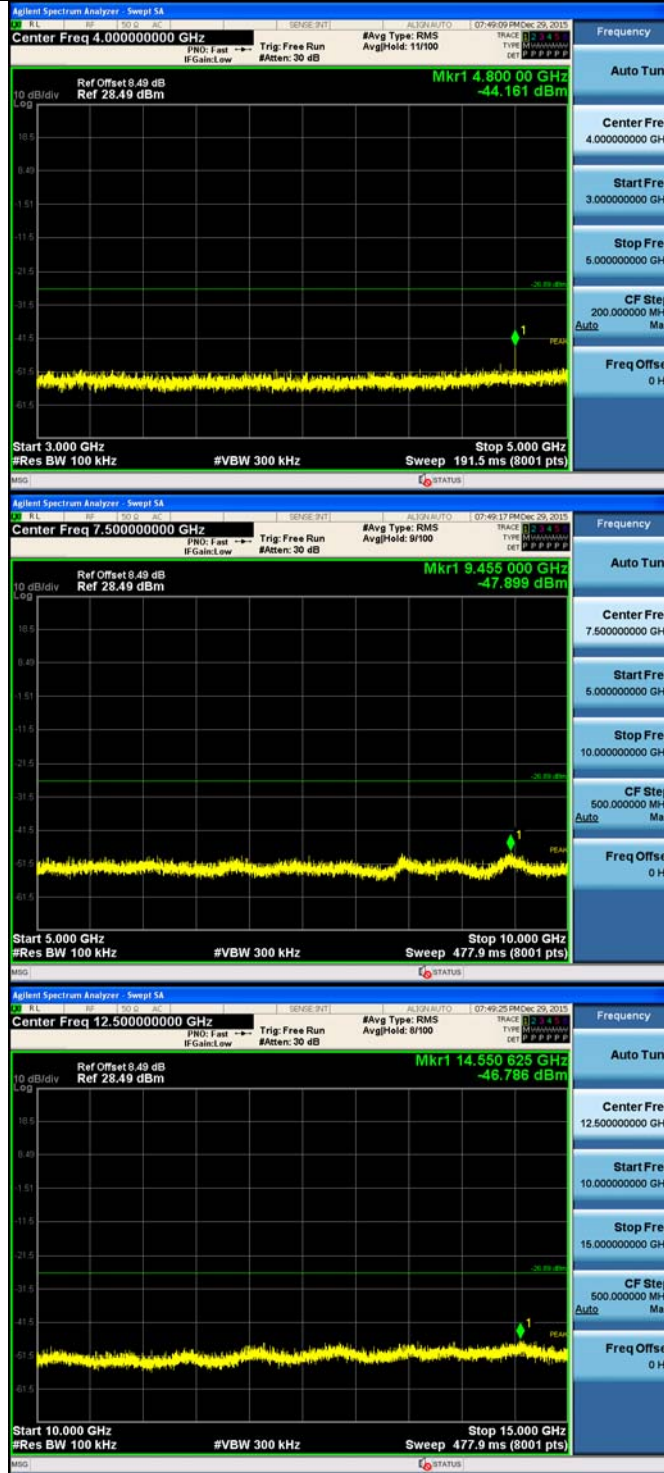


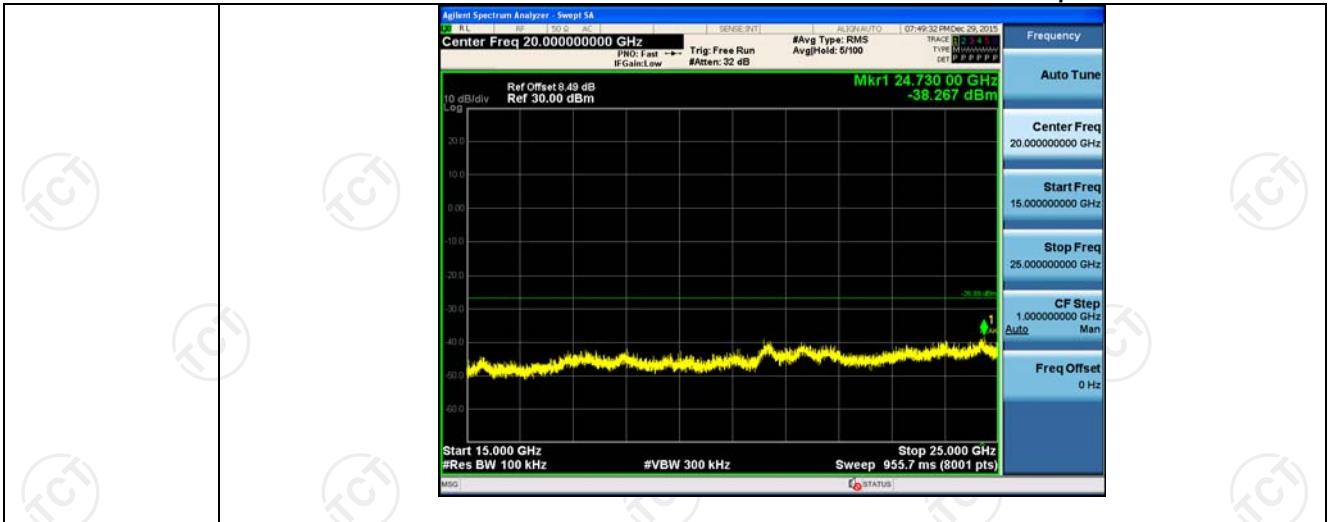




## $\pi/4$ DQPSK\_HCH\_Graphs










### Appendix B: Photographs of Test Setup Radiated Emission





Conducted Emission








**Appendix C: Photographs of EUT  
Model: CQL1492-B  
External Photos**














**Model: CQL1492-B**  
**Internal Photos**







**\*\*\*\*\*END OF REPORT\*\*\*\*\***