

Appendix A: Effective (Isotropic) Radiated Power Output Data

Test Result

Band	Bandwidth	Modulation	Channel	RB Configuration	ANT1 Conducted Power (dBm)	ANT3 Conducted Power (dBm)	MIMO Conducted Power (dBm)	MIMO EIRP (dBm)	EIRP Limit (dBm)	Verdict
Band41	5MHz	QPSK	39675	25RB#0	26.29	26.39	29.35	32.85	33.01	PASS
Band41	5MHz	QPSK	40620	25RB#0	26.37	25.98	29.19	32.69	33.01	PASS
Band41	5MHz	QPSK	41565	25RB#0	25.82	25.94	28.89	32.39	33.01	PASS
Band41	5MHz	64QAM	39675	25RB#0	26.16	26.32	29.25	32.75	33.01	PASS
Band41	5MHz	64QAM	40620	25RB#0	25.71	26.03	28.88	32.38	33.01	PASS
Band41	5MHz	64QAM	41565	25RB#0	26.03	25.96	29.01	32.51	33.01	PASS
Band41	10MHz	QPSK	39700	50RB#0	26.03	26.18	29.12	32.62	33.01	PASS
Band41	10MHz	QPSK	40620	50RB#0	26.17	26.37	29.28	32.78	33.01	PASS
Band41	10MHz	QPSK	41540	50RB#0	25.98	25.89	28.95	32.45	33.01	PASS
Band41	10MHz	64QAM	39700	50RB#0	25.89	25.96	28.94	32.44	33.01	PASS
Band41	10MHz	64QAM	40620	50RB#0	26.24	26.03	29.15	32.65	33.01	PASS
Band41	10MHz	64QAM	41540	50RB#0	25.83	25.97	28.91	32.41	33.01	PASS
Band41	15MHz	QPSK	39725	75RB#0	25.91	26.11	29.02	32.52	33.01	PASS
Band41	15MHz	QPSK	40620	75RB#0	26.15	25.94	29.06	32.56	33.01	PASS
Band41	15MHz	QPSK	41515	75RB#0	25.96	26.02	29.00	32.50	33.01	PASS
Band41	15MHz	64QAM	39725	75RB#0	25.67	25.78	28.74	32.24	33.01	PASS
Band41	15MHz	64QAM	40620	75RB#0	26.32	26.06	29.20	32.70	33.01	PASS
Band41	15MHz	64QAM	41515	75RB#0	25.98	25.92	28.96	32.46	33.01	PASS
Band41	20MHz	QPSK	39750	100RB#0	25.79	25.82	28.82	32.32	33.01	PASS
Band41	20MHz	QPSK	40620	100RB#0	26.14	26.13	29.15	32.65	33.01	PASS
Band41	20MHz	QPSK	41490	100RB#0	25.96	25.94	28.96	32.46	33.01	PASS
Band41	20MHz	64QAM	39750	100RB#0	25.89	25.89	28.90	32.40	33.01	PASS
Band41	20MHz	64QAM	40620	100RB#0	26.21	26.09	29.16	32.66	33.01	PASS
Band41	20MHz	64QAM	41490	100RB#0	25.96	25.87	28.93	32.43	33.01	PASS

Remark: EIRP (dBm) = Conducted power (dBm) + Antenna Gain (dBi).

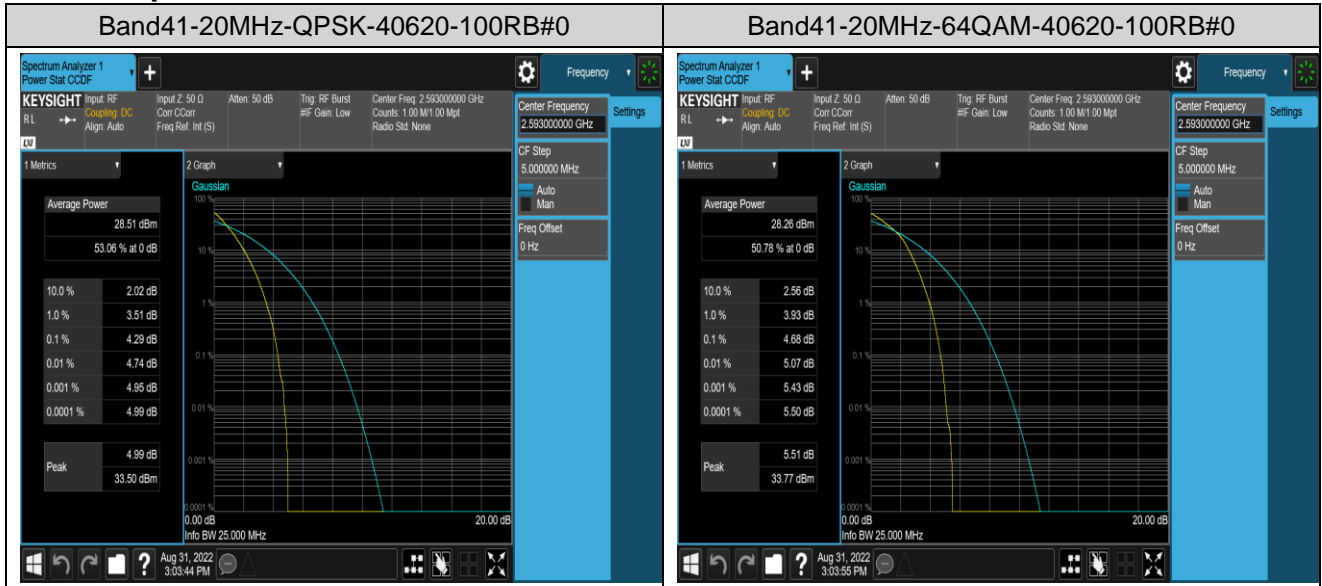
Appendix B: Peak-to-Average Ratio(CCDF) For ANT1

Test Result

Band	Bandwidth	Modulation	Channel	RB Configuration	Result(dB)
Band41	20MHz	QPSK	40620	100RB#0	4.29
Band41	20MHz	64QAM	40620	100RB#0	4.68

Remark: All bandwidth and all modulation had been tested, but only the worst case data displayed in this report.

Test Graphs



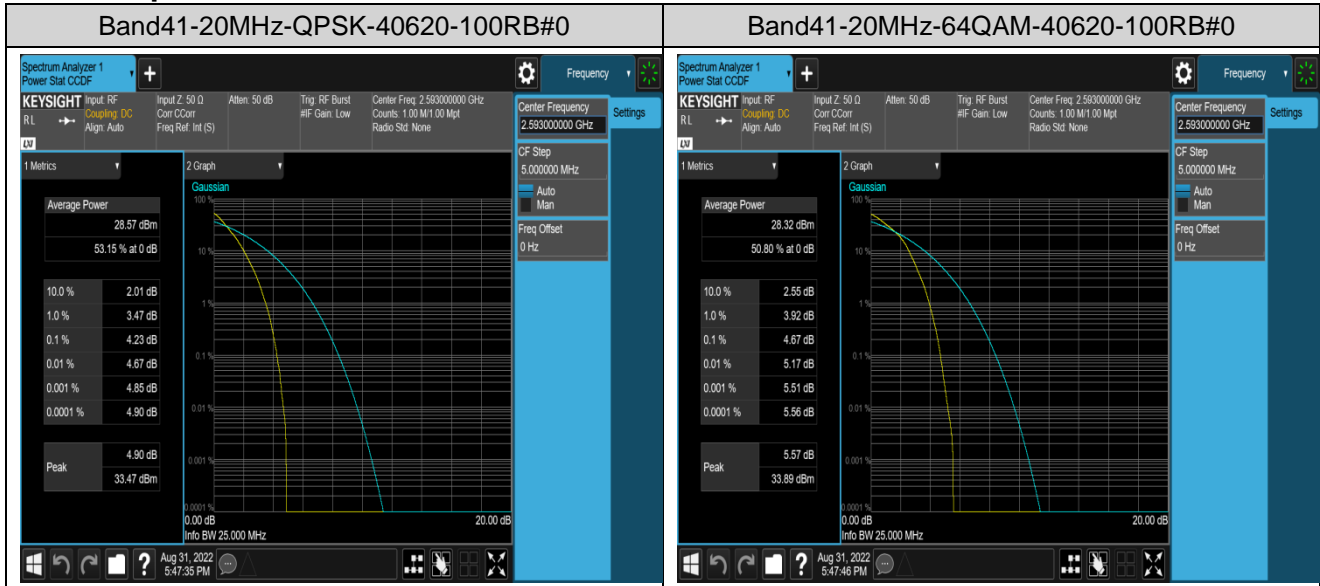
Appendix B: Peak-to-Average Ratio(CCDF) For ANT3

Test Result

Band	Bandwidth	Modulation	Channel	RB Configuration	Result(dB)
Band41	20MHz	QPSK	40620	100RB#0	4.23
Band41	20MHz	64QAM	40620	100RB#0	4.67

Remark: All bandwidth and all modulation had been tested, but only the worst case data displayed in this report.

Test Graphs

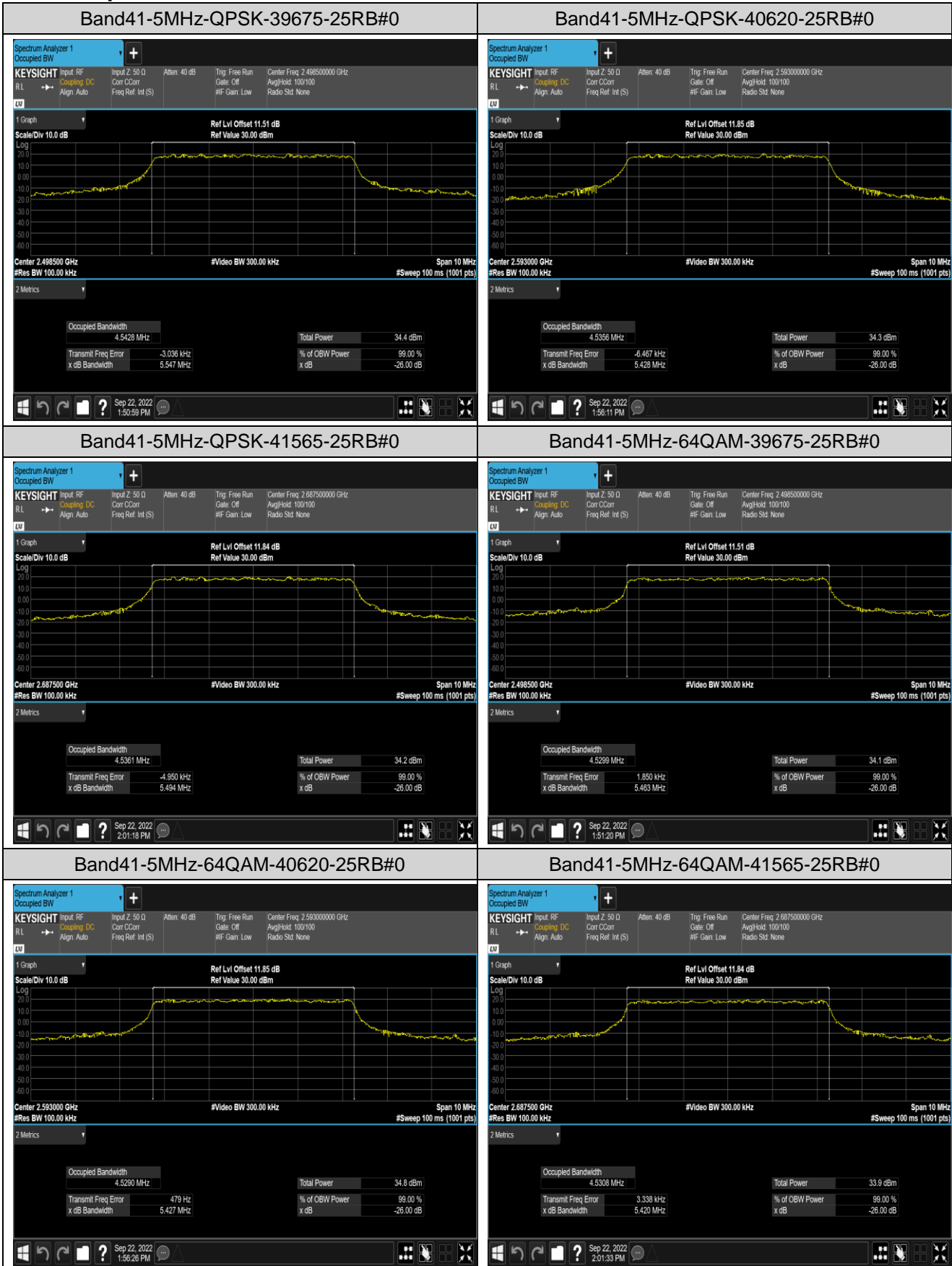


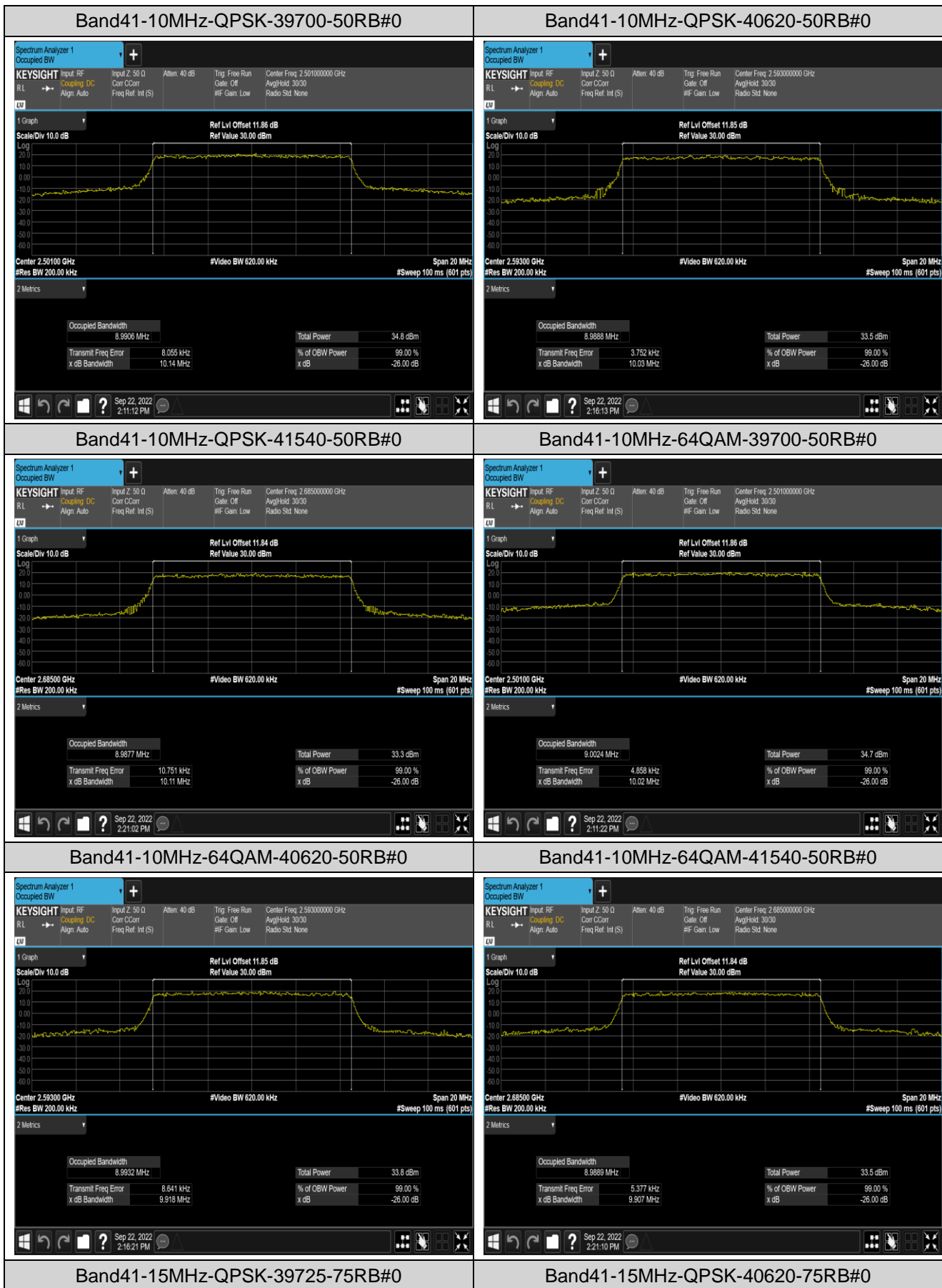
Appendix C: 26dB Bandwidth and Occupied Bandwidth For ANT1

Test Result

Band	Bandwidth	Modulation	Channel	RB Configuration	Occupied Bandwidth (MHz)	26dB Bandwidth (MHz)
Band41	5MHz	QPSK	39675	25RB#0	4.5428	5.547
Band41	5MHz	QPSK	40620	25RB#0	4.5356	5.428
Band41	5MHz	QPSK	41565	25RB#0	4.5361	5.494
Band41	5MHz	64QAM	39675	25RB#0	4.5299	5.463
Band41	5MHz	64QAM	40620	25RB#0	4.5290	5.427
Band41	5MHz	64QAM	41565	25RB#0	4.5308	5.420
Band41	10MHz	QPSK	39700	50RB#0	8.9906	10.14
Band41	10MHz	QPSK	40620	50RB#0	8.9888	10.03
Band41	10MHz	QPSK	41540	50RB#0	8.9877	10.11
Band41	10MHz	64QAM	39700	50RB#0	9.0024	10.02
Band41	10MHz	64QAM	40620	50RB#0	8.9932	9.918
Band41	10MHz	64QAM	41540	50RB#0	8.9889	9.907
Band41	15MHz	QPSK	39725	75RB#0	13.449	14.69
Band41	15MHz	QPSK	40620	75RB#0	13.456	14.66
Band41	15MHz	QPSK	41515	75RB#0	13.443	14.73
Band41	15MHz	64QAM	39725	75RB#0	13.439	15.07
Band41	15MHz	64QAM	40620	75RB#0	13.428	14.70
Band41	15MHz	64QAM	41515	75RB#0	13.456	14.70
Band41	20MHz	QPSK	39750	100RB#0	17.860	18.82
Band41	20MHz	QPSK	40620	100RB#0	17.881	18.94
Band41	20MHz	QPSK	41490	100RB#0	17.895	18.91
Band41	20MHz	64QAM	39750	100RB#0	17.869	19.01
Band41	20MHz	64QAM	40620	100RB#0	17.868	18.92
Band41	20MHz	64QAM	41490	100RB#0	17.845	19.00

Test Graphs







Band41-15MHz-QPSK-41515-75RB#0

Band41-15MHz-64QAM-39725-75RB#0



Band41-15MHz-64QAM-40620-75RB#0

Band41-15MHz-64QAM-41515-75RB#0



Band41-20MHz-QPSK-39750-100RB#0

Band41-20MHz-QPSK-40620-100RB#0



Band41-20MHz-QPSK-41490-100RB#0

Band41-20MHz-64QAM-39750-100RB#0



Band41-20MHz-64QAM-40620-100RB#0

Band41-20MHz-64QAM-41490-100RB#0

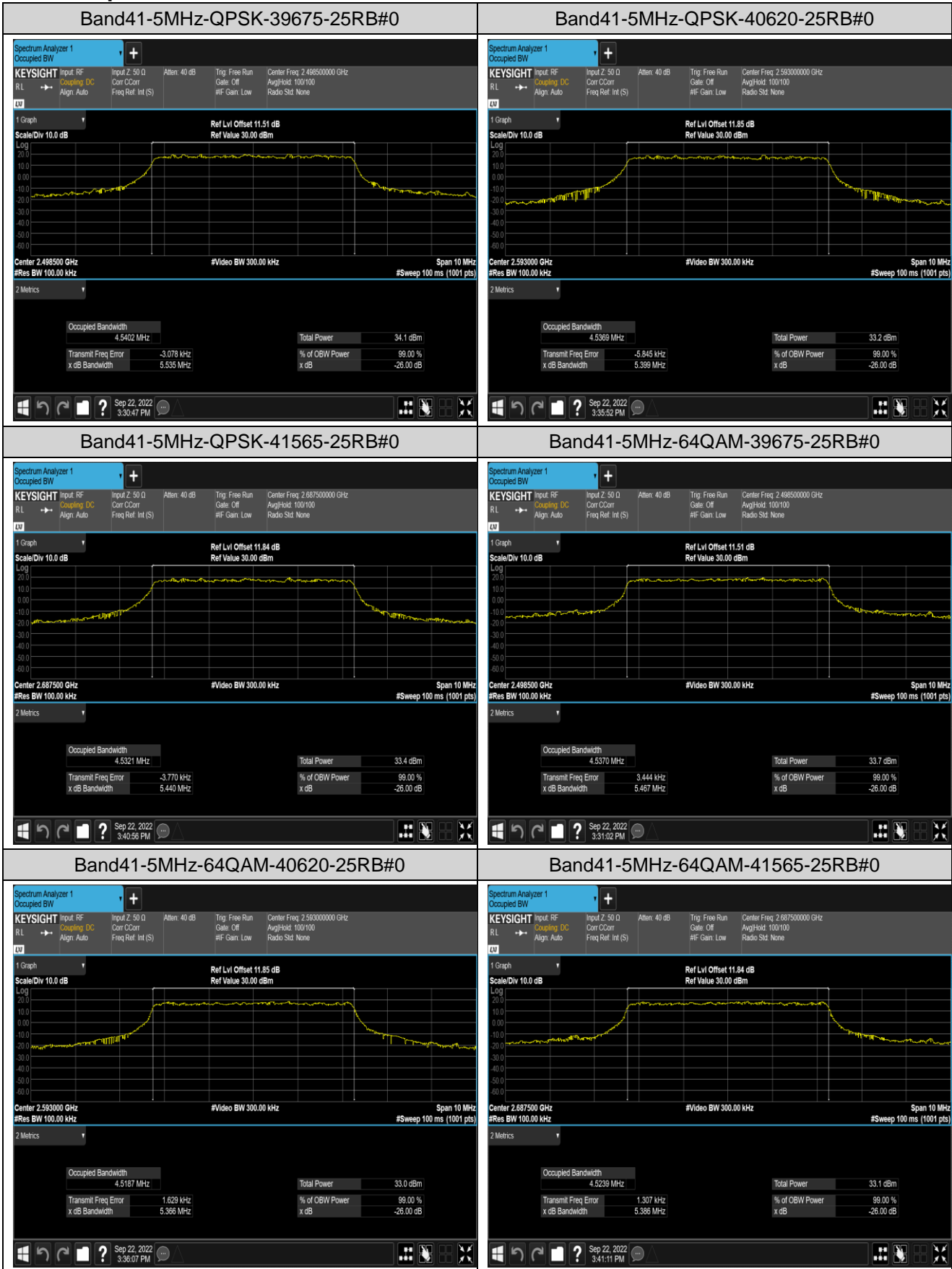


Appendix C: 26dB Bandwidth and Occupied Bandwidth For ANT3

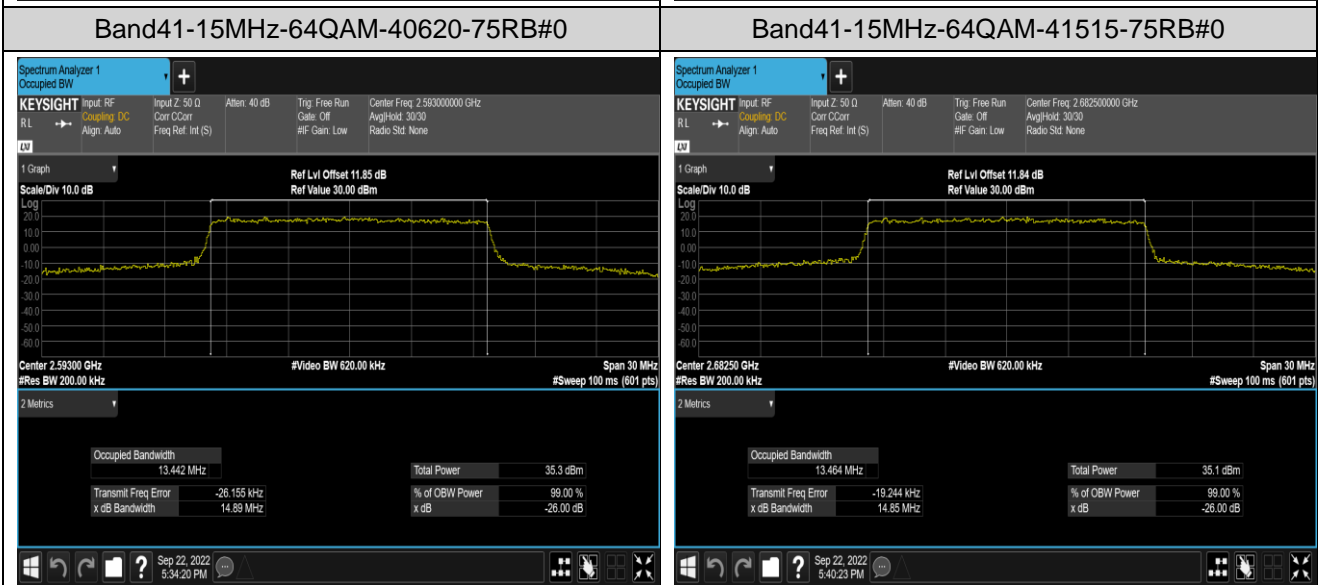
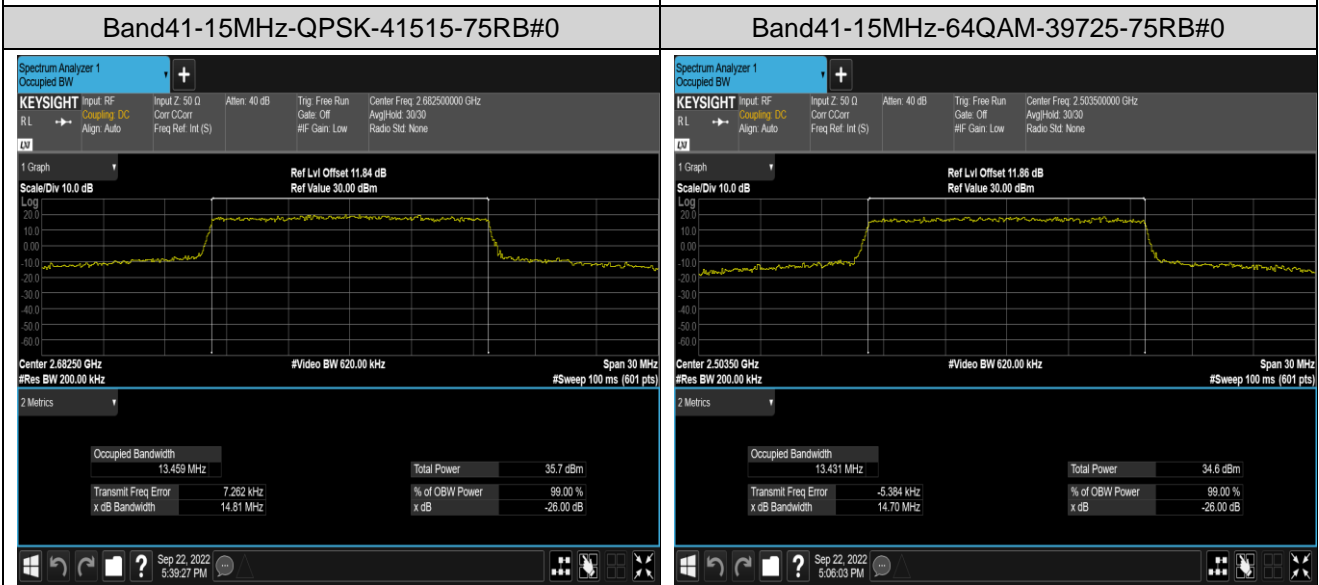
Test Result

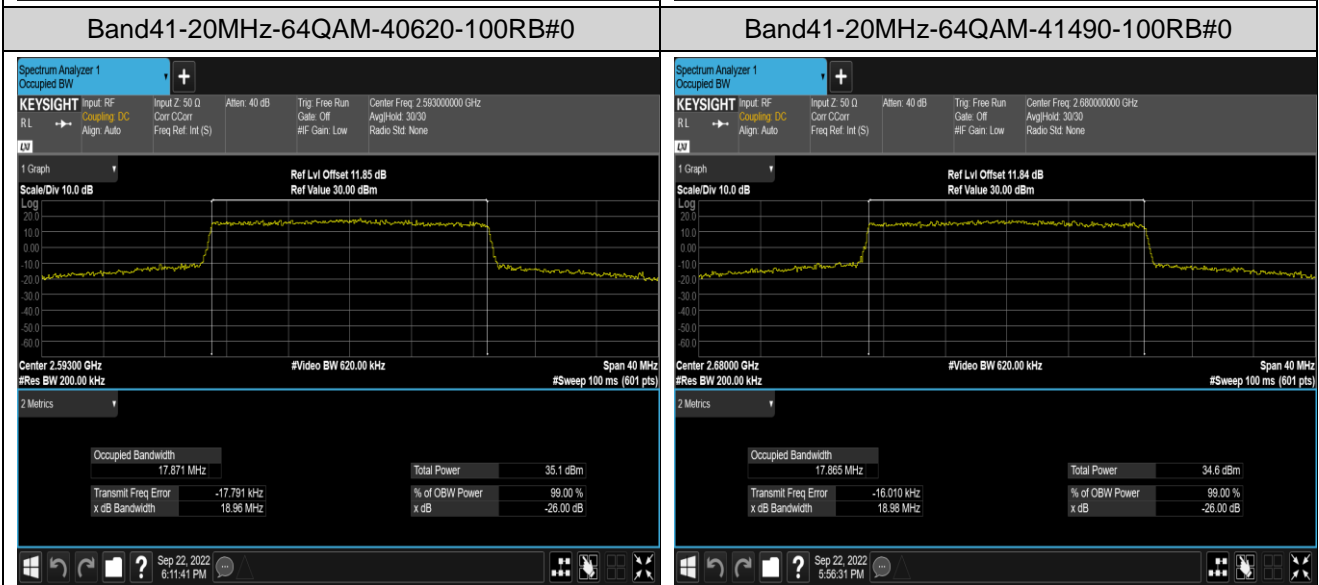
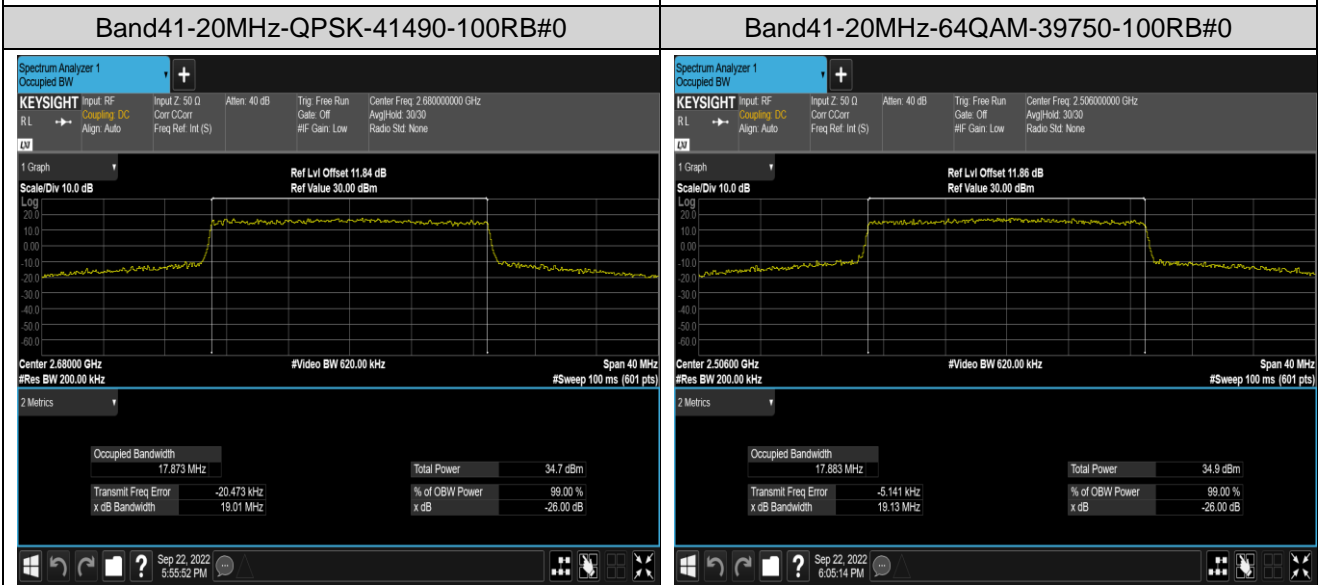
Band	Bandwidth	Modulation	Channel	RB Configuration	Occupied Bandwidth (MHz)	26dB Bandwidth (MHz)
Band41	5MHz	QPSK	39675	25RB#0	4.5402	5.535
Band41	5MHz	QPSK	40620	25RB#0	4.5369	5.399
Band41	5MHz	QPSK	41565	25RB#0	4.5321	5.440
Band41	5MHz	64QAM	39675	25RB#0	4.5370	5.467
Band41	5MHz	64QAM	40620	25RB#0	4.5187	5.366
Band41	5MHz	64QAM	41565	25RB#0	4.5239	5.386
Band41	10MHz	QPSK	39700	50RB#0	9.0044	10.09
Band41	10MHz	QPSK	40620	50RB#0	8.9863	10.03
Band41	10MHz	QPSK	41540	50RB#0	9.0083	10.12
Band41	10MHz	64QAM	39700	50RB#0	9.0139	10.04
Band41	10MHz	64QAM	40620	50RB#0	8.9680	9.934
Band41	10MHz	64QAM	41540	50RB#0	8.9997	9.942
Band41	15MHz	QPSK	39725	75RB#0	13.466	14.88
Band41	15MHz	QPSK	40620	75RB#0	13.460	14.57
Band41	15MHz	QPSK	41515	75RB#0	13.459	14.81
Band41	15MHz	64QAM	39725	75RB#0	13.431	14.70
Band41	15MHz	64QAM	40620	75RB#0	13.442	14.89
Band41	15MHz	64QAM	41515	75RB#0	13.464	14.85
Band41	20MHz	QPSK	39750	100RB#0	17.850	18.78
Band41	20MHz	QPSK	40620	100RB#0	17.873	18.89
Band41	20MHz	QPSK	41490	100RB#0	17.873	19.01
Band41	20MHz	64QAM	39750	100RB#0	17.883	19.13
Band41	20MHz	64QAM	40620	100RB#0	17.871	18.96
Band41	20MHz	64QAM	41490	100RB#0	17.865	18.98

Test Graphs









Appendix D: Band Edge For ANT1

Test Result (worst case)

Band	Bandwidth	Modulation	Channel	RB Config.	Result (dBm)	Verdict
Band41	5MHz	QPSK	39675	25RB#0	-43.77,-40.11,-28.23,-29.16	PASS
Band41	5MHz	QPSK	41565	25RB#0	-27.13,-22.78,-41.02,-42.78	PASS
Band41	5MHz	64QAM	39675	25RB#0	-42.59,-39.90,-27.12,-28.89	PASS
Band41	5MHz	64QAM	41565	25RB#0	-26.47,-21.58,-40.77,-40.82	PASS
Band41	20MHz	QPSK	39750	100RB#0	-48.35,-20.84,-16.11,-21.13	PASS
Band41	20MHz	QPSK	41490	100RB#0	-20.13,-15.70,-20.25,-41.20	PASS
Band41	20MHz	64QAM	39750	100RB#0	-51.57,-21.02,-17.13,-21.08	PASS
Band41	20MHz	64QAM	41490	100RB#0	-20.00,-16.16,-19.91,-42.09	PASS

Remark: All bandwidth and all modulation had been tested, but only the worst case data displayed in this report.

Test Graphs

