

29.7 cm



### USER GUIDE

#### GETTING STARTED

1. Before first use, charge your device for approximately 2 hours. The USB charging cable can be plugged into any USB port or USB / AC power adapter (not included).
  - Charging = LED Light Flashing
  - Charged = LED Light Solid



2. Wash your device with soap and water, or toy cleaner suitable for use with silicone items.

3. Lubricate your device (if needed) with a water-based, silicone compatible lubricant.

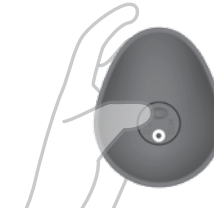


4. Our products are designed to be splash-proof. Your device can be used in the shower and can be run under water in the sink to be cleaned. Never immerse your rabbit in water.

#### TRAVEL LOCK

To enable the travel lock, press and hold the button for 3 seconds while the device is off. The LED-indicator will flash twice indicating that the device is locked.

To disable the travel lock, press and hold both the button for 3 seconds. The LED-indicator will flash twice indicating that the device is now unlocked and ready for use.



#### CONTROLS

##### BASE OF DEVICE

- 1 **15 Vibration Patterns**

Cycle through 15 unique vibration patterns in the PEGASUS peg for a unique experience



##### REMOTE

- 1 **15 Vibration Patterns**

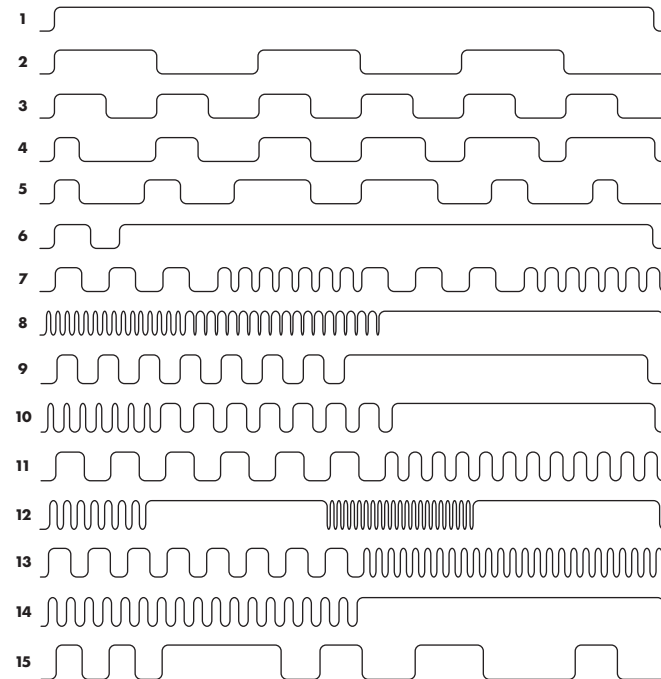
Cycle through 15 unique vibration patterns in the PEGASUS peg for a unique experience



- 2 **6 Vibration Speeds**

Cycle through 15 unique vibration patterns in the PEGASUS peg for a unique experience

#### VIBRATION PATTERNS



#### SPECIFICATIONS

<b>Materials</b>	100% Body-Safe Silicone & ABS Plastic
<b>Dimensions</b>	<ul style="list-style-type: none"> <li>• <b>PEG-001 6" Curved Realistic Peg</b> 169.8g 70mm x 82.5mm x 152.5mm</li> <li>• <b>PEG-002 6" P-Spot/G-Spot Peg</b> 136.3g 60mm x 74mm x 156mm</li> <li>• <b>PEG-003 6" Curved Wave Peg</b> 159.5g 70mm x 82.5mm x 168mm</li> <li>• <b>PEG-004 6" Curved Ripple Peg</b> 176.3g 80mm x 89mm x 158.5mm</li> </ul>
<b>Charging Time</b>	2 hours
<b>Use Time</b>	Up to 50 mins
<b>Battery Type</b>	Lithium Battery (HCC1330/3.7V/300MAh)
<b>Vibration Modes</b>	15
<b>Noise Level</b>	Less than 68db (5cm distance)

#### WARRANTY INFORMATION

PEGASUS provides a 3-year warranty from the purchase date on the purchase receipt. This warranty is supplementary to the warranty rights in the state of purchase. The warranty covers the function of the product. It does not include external damages due to normal wear or accident-related damage, misuse or negligence. The warranty does not apply in the event of failure to observe the operating or assembly instructions. Any battery pack included in the delivery is explicitly excluded from the warranty. The validity of the warranty expires in case of improper use or tampering.

Open to everyone who has purchased a PEGASUS peg, if you find your product is faulty outside the warranty period, or you have lost your proof of purchase you can claim on this warranty. You will then be entitled to a 50% discount on [www.pegasuspegs.com](http://www.pegasuspegs.com) for the purchase of a new device, limited for one-time use only.

To enforce the warranty claim, please return any problematic items still under warranty with the original purchase receipt to [cs@pegasuspegs.com](mailto:cs@pegasuspegs.com) for a return authorization.

#### DISPOSAL INFORMATION

Disposal of old electronic equipment (applicable in the EU and other European countries with separate waste collection systems):



The crossed-out dustbin symbol indicates that these items should not be treated as household waste, but rather brought to the appropriate collection point for recycling electrical and electronic equipment.

For other user guides in multiple languages please visit:  
[www.pegasuspegs.com](http://www.pegasuspegs.com)  
Email us at [cs@pegasuspegs.com](mailto:cs@pegasuspegs.com) for any unanswered questions

21 cm

commitment letter

We, A&H Design Group, Ltd

Of  
Suite 608, Tower One, Harbour Centre 1 Hok Cheung Street, Hung Hom ,Kowloon,  
Hong Kong

declare under our sole responsibility that the product

Product Description : Wireless remote control vibrator



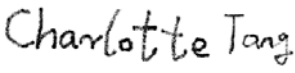
Brand Name: PEGASUS

Model No.: PEG-001, PEG-002, PEG-003, PEG-004, PEG-005, PEG-006,  
PEG-007, PEG-008, PEG-009, PEG-010, PEG-011, PEG-012

Besides, the applicant will put importer information in the label or manual before shipping,  
Information of importer :

Company name: ORION Versand GmbH & Co. KG  
Address: Schäferweg 14 D-24941 Flensburg

Authorized Person Print: Charlotte Tang

Signature: 

Date: 2019-07-24

Title: Manager

The product definition operating temperature is from  $-20^{\circ}\text{C}$  to  $55^{\circ}\text{C}$  , once over this temperature range, the product might affect the function.

We suggest the product should store under environment temperature from  $-25^{\circ}\text{C}$  to  $60^{\circ}\text{C}$  , once over this temperature range, the product might affect the function .

Product information:

Intended Use:	SRD Device
RF output power (ERP/EIRP) (transmitter):	-13.12 dBm
Frequency band (MHz):	433.92MHz
Modulation:	ASK
Antenna gain(transmitter):	0dBi(max)
Antenna type:	Integral Antenna
Receiver Category:	Category 2(standard performance level of receiver)

#### FCC STATEMENT

1. This device complies with Part 15 of the FCC Rules. Operation is subject to the following two conditions:

- (1) This device may not cause harmful interference, and
- (2) This device must accept any interference received, including interference that may cause undesired operation.

2. Changes or modifications not expressly approved by the party responsible for compliance could void the user's authority to operate the equipment.

This equipment has been tested and found to comply with the limits for a Class B digital device, pursuant to part 15 of the FCC Rules. These limits are designed to provide reasonable protection against harmful interference in a residential installation. This equipment generates, uses and can radiate radio frequency energy and, if not installed and used in accordance with the instructions, may cause harmful interference to radio communications. However, there is no guarantee that interference will not occur in a particular installation. If this equipment does cause harmful interference to radio or television reception, which can be determined by turning the equipment off and on, the user is encouraged to try to correct the interference by one or more of the following measures:

- Reorient or relocate the receiving antenna.
- Increase the separation between the equipment and receiver.
- Connect the equipment into an outlet on a circuit different from that to which the receiver is connected.
- Consult the dealer or an experienced radio/ TV technician for help.

#### FCC Radiation Exposure Statement:

This equipment complies with FCC radiation exposure requirement.

The device can be used in portable exposure condition without RF restriction.