

FCC TEST REPORT
for
A&H Design Group, Ltd.

Wireless remote control vibrator (Cinco Anal Beads)

Model No.: BV-011 BLK

FCC ID: 2AG2K-BV-011RX

Prepared for : A&H Design Group, Ltd.
Address : Suite 608, Tower One, Harbour Centre 1 Hok Cheung
Street, Hung Hom, Kowloon, Hong Kong

Prepared by : Shenzhen Accurate Technology Co., Ltd.
Address : 1/F., Building A, Changyuan New Material Port, Science &
Industry Park, Nanshan District, Shenzhen, Guangdong,
P.R. China.

Tel: +86-755-26503290
Fax: +86-755-26503396

Report No. : ATE20180088
Date of Test : Jan. 16, 2018--Jan. 23, 2018
Date of Report : Jan. 24, 2018

TABLE OF CONTENTS

Description	Page
Test Report	
1. TEST RESULTS SUMMARY	4
2. GENERAL INFORMATION.....	5
2.1. Description of Device (EUT)	5
2.2. Test mode description.....	5
2.3. Accessory and Auxiliary Equipment	5
2.4. Description of Test Facility	6
2.5. Measurement Uncertainty	6
3. MEASURING DEVICE AND TEST EQUIPMENT	7
3.1. For Radiated Emission Measurement	7
3.2. The Equipment Used to Measure Conducted Disturbance (L.I.S.N).....	8
4. POWER LINE CONDUCTED MEASUREMENT	9
4.1. Block Diagram of Test Setup	9
4.2. Power Line Conducted Emission Measurement Limits	9
4.3. Configuration of EUT on Measurement.....	9
4.4. Operating Condition of EUT	9
4.5. DATA SAMPLE	10
4.6. Measurement Uncertainty	10
4.7. Test Procedure.....	10
4.8. Power Line Conducted Emission Measurement Results	11
5. RADIATED EMISSION MEASUREMENT	14
5.1. Block Diagram of Test.....	14
5.2. Radiated Emission Limit (Class B).....	15
5.3. Manufacturer	15
5.4. Operating Condition of EUT	16
5.5. DATA SAMPLE	16
5.6. Test Procedure.....	17
5.7. Radiated Emission Noise Measurement Result	18

Test Report

Applicant : A&H Design Group, Ltd.
Address : Suite 608, Tower One, Harbour Centre 1 Hok Cheung Street, Hung Hom, Kowloon, Hong Kong
Manufacturer : TOPARC Technology (Shenzhen) Co.,Ltd.
Address : 1/2F, 12 Building, Lianchuang Park, Bulan Road, Buji Town, Longgang District, Shenzhen City, Guangdong Province, P.R. China 518114
Product : Wireless remote control vibrator (Cinco Anal Beads)
Model No. : BV-011 BLK
Trade name : n.a


Measurement Procedure Used:


FCC Rules and Regulations Part 15 Subpart B Class B ANSI C63.4: 2014

The device described above is tested by Shenzhen Accurate Technology Co., Ltd. to determine the maximum emission levels emanating from the device. The maximum emission levels are compared to the FCC Part 15 Subpart B Class B limits both radiated and conducted emissions. The measurement results are contained in this test report and Shenzhen Accurate Technology Co., Ltd. is assumed full responsibility for the accuracy and completeness of these measurements. Also, this report shows that the Equipment Under Test (EUT) is to be technically compliant with the FCC requirements.

This report applies to above tested sample only. This report shall not be reproduced in part without written approval of Shenzhen Accurate Technology Co., Ltd.

Date of Test : Jan. 16, 2018-Jan. 23, 2018
Date of Report : Jan. 24, 2018

Prepared by : 
(Timing Engineer)

Approved & Authorized Signer : 
(Sean Liu, Manager)

1. TEST RESULTS SUMMARY

Test Items	Test Standard	Test Results
Power Line Conducted Emission	FCC Part 15 Subpart B	Pass
Radiated Emission	FCC Part 15 Subpart B	Pass

2. GENERAL INFORMATION

2.1. Description of Device (EUT)

Product	:	Wireless remote control vibrator (Cinco Anal Beads)
Model No.	:	BV-011 BLK
Rating	:	DC 5V(powered by Charge port) or DC 3.7V(powered by battery)
Trade Name	:	n.a
Modulation:	:	ASK
RX Frequency	:	433.92MHz
Applicant	:	A&H Design Group, Ltd.
Address	:	Suite 608, Tower One, Harbour Centre1 Hok Cheung Street, Hung Hom ,Kowloon, Hong Kong
Manufacturer	:	TOPARC Technology(Shenzhen) Co.,Ltd.
Address	:	1/2F, 12 Building, Lianchuang Park, Bulan Road, Buji Town, Longgang District, Shenzhen City, Guangdong Province, P.R. China 518114
Date of sample receiver	:	Jan. 16, 2018
Date of Test	:	Jan. 16, 2018-Jan. 23, 2018

2.2. Test mode description

Test mode : 1. 433.92MHz RX 2. Charging

2.3. Accessory and Auxiliary Equipment

1. AC/DC Power Adapter: Model: MX12X6-0502000VU
(provided by laboratory) INPUT: 100-240V~50/60Hz 0.35A
OUTPUT: 5V/1A

2. Wireless remote control vibrator: Model: BV-011 BLK
(provided by manufacturer) TX frequency: 433.92MHz

2.4. Description of Test Facility

EMC Lab : Recognition of accreditation by Federal Communications Commission (FCC)
The Designation Number is CN1189
The Registration Number is 708358

Listed by Innovation, Science and Economic Development Canada (ISED)
The Registration Number is 5077A-2

Accredited by China National Accreditation Service for Conformity Assessment (CNAS)
The Registration Number is CNAS L3193

Accredited by American Association for Laboratory Accreditation (A2LA)
The Certificate Number is 4297.01

Name of Firm : Shenzhen Accurate Technology Co., Ltd.
Site Location : 1/F., Building A, Changyuan New Material Port, Science & Industry Park, Nanshan District, Shenzhen, Guangdong, P.R. China

2.5. Measurement Uncertainty

Conducted Emission Expanded Uncertainty = 2.23dB, k=2

Power Disturbance Expanded Uncertainty = 2.92 dB, k=2

Radiated emission expanded uncertainty (9kHz-30MHz) = 3.08dB, k=2

Radiated emission expanded uncertainty (30MHz-1000MHz) = 4.42dB, k=2

Radiated emission expanded uncertainty (Above 1GHz) = 4.06dB, k=2

3. MEASURING DEVICE AND TEST EQUIPMENT

3.1. For Radiated Emission Measurement

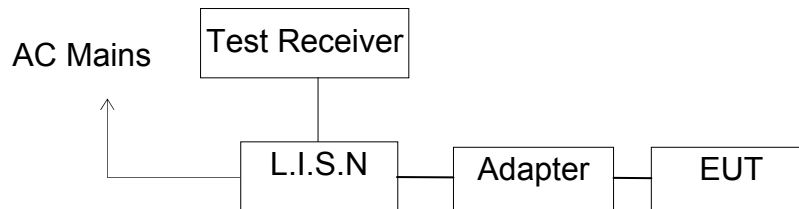
Item	Equipment	Manufacturer	Model No.	Serial No.	Last Cal.	Cal. Interval
1.	Spectrum Analyzer	Agilent	E7405A	MY45115511	Jan.06, 2018	1 Year
2.	Spectrum Analyzer	Rohde&Schwarz	FSV40	101495	Jan.06, 2018	1 Year
3.	Test Receiver	Rohde&Schwarz	ESCS30	100307	Jan.06, 2018	1 Year
4.	Test Receiver	Rohde& Schwarz	ESPI	100396/003	Jan.06, 2018	1 Year
5.	Test Receiver	Rohde& Schwarz	ESPI	101526/003	Jan.06, 2018	1 Year
6.	Test Receiver	Rohde& Schwarz	ESR	101817	Jan.06, 2018	1 Year
7.	Bilog Antenna	Schwarzbeck	VULB9163	9163-194	Jan.06, 2018	1 Year
8.	Bilog Antenna	Schwarzbeck	VULB9163	9163-323	Jan.06, 2018	1 Year
9.	Log.-Per.Antenna	Schwarzbeck	VUSLP 9111B	9111B-074	Jan.06, 2018	1 Year
10.	Biconical Broad Band Antenna	Schwarzbeck	VHBB 9124+BBA 9106	9124-617	Jan.06, 2018	1 Year
11.	Loop Antenna	Schwarzbeck	FMZB1516	1516131	Jan.06, 2018	1 Year
12.	Horn Antenna	Schwarzbeck	BBHA9120D	9120D-655	Jan.06, 2018	1 Year
13.	Horn Antenna	Schwarzbeck	BBHA9120D	9120D-1067	Jan.06, 2018	1 Year
14.	Vertical Active Monopole Antenna	Schwarzbeck	VAMP 9243	9243-370	Jan.06, 2018	1 Year
15.	RF Switching Unit+PreAMP	Compliance Direction	RSU-M2	38322	Jan.06, 2018	1 Year
16.	Pre-Amplifier	Agilent	8447D	294A10619	Jan.06, 2018	1 Year
17.	Pre-Amplifier	Rohde&Schwarz	CBLU11835 40-01	3791	Jan.06, 2018	1 Year
18.	50 Coaxial Switch	Anritsu Corp	MP59B	6200237248	Jan.06, 2018	1 Year
19.	50 Coaxial Switch	Anritsu Corp	MP59B	6200506474	Jan.06, 2018	1 Year
20.	RF Coaxial Cable	Schwarzbeck	N-5m	No.1	Jan.06, 2018	1 Year
21.	RF Coaxial Cable	Schwarzbeck	N-1m	No.6	Jan.06, 2018	1 Year
22.	RF Coaxial Cable	Schwarzbeck	N-1m	No.7	Jan.06, 2018	1 Year
23.	RF Coaxial Cable	SUHNER	N-3m	No.8	Jan.06, 2018	1 Year
24.	RF Coaxial Cable	RESENBERGER	N-3.5m	No.9	Jan.06, 2018	1 Year
25.	RF Coaxial Cable	SUHNER	N-6m	No.10	Jan.06, 2018	1 Year
26.	RF Coaxial Cable	RESENBERGER	N-12m	No.11	Jan.06, 2018	1 Year
27.	RF Coaxial Cable	RESENBERGER	N-0.5m	No.12	Jan.06, 2018	1 Year
28.	RF Coaxial Cable	SUHNER	N-2m	No.13	Jan.06, 2018	1 Year
29.	RF Coaxial Cable	SUHNER	N-0.5m	No.15	Jan.06, 2018	1 Year
30.	RF Coaxial Cable	SUHNER	N-2m	No.16	Jan.06, 2018	1 Year
31.	RF Coaxial Cable	RESENBERGER	N-6m	No.17	Jan.06, 2018	1 Year

3.2. The Equipment Used to Measure Conducted Disturbance (L.I.S.N)

Item	Equipment	Manufacturer	Model No.	Serial No.	Last Cal.	Cal. Interval
1.	Test Receiver	Rohde & Schwarz	ESCS30	100307	Jan.06, 2018	1 Year
2.	Test Receiver	Rohde & Schwarz	ESPI3	100396/003	Jan.06, 2018	1 Year
3.	Test Receiver	Rohde & Schwarz	ESPI3	101526/003	Jan.06, 2018	1 Year
4.	L.I.S.N.	Schwarzbeck	NLSK8126	8126431	Jan.06, 2018	1 Year
5.	L.I.S.N.	Rohde & Schwarz	ESH3-Z5	100305	Jan.06, 2018	1 Year
6.	L.I.S.N.	Rohde & Schwarz	ESH3-Z5	100310	Jan.06, 2018	1 Year
7.	L.I.S.N.	Rohde & Schwarz	ESH3-Z6	100132	Jan.06, 2018	1 Year
8.	Pulse Limiter	Rohde & Schwarz	ESH3-Z2	100305	Jan.06, 2018	1 Year
9.	Pulse Limiter	Rohde & Schwarz	ESH3-Z2	100312	Jan.06, 2018	1 Year
10.	Pulse Limiter	Rohde & Schwarz	ESH3-Z2	100815	Jan.06, 2018	1 Year
11.	50Ω Coaxial Switch	Anritsu Corp	MP59B	6200283936	Jan.06, 2018	1 Year
12.	50Ω Coaxial Switch	Anritsu Corp	MP59B	6200283933	Jan.06, 2018	1 Year
13.	50Ω Coaxial Switch	Anritsu Corp	MP59B	6200506474	Jan.06, 2018	1 Year
14.	VOLTAGE PROBE	Schwarzbeck	TK9416	N/A	Jan.06, 2018	1 Year
15.	RF CURRENT PROBE	Rohde & Schwarz	EZ-17	100048	Jan.06, 2018	1 Year
16.	8-Wire Impedance Stabilisation Network	Schwarzbeck	CAT5 8158	8158-0035	Jan.06, 2018	1 Year
17.	RF Coaxial Cable	SUHNER	N-2m	No.2	Jan.06, 2018	1 Year
18.	RF Coaxial Cable	SUHNER	N-2m	No.3	Jan.06, 2018	1 Year
19.	RF Coaxial Cable	SUHNER	N-2m	No.14	Jan.06, 2018	1 Year

4. POWER LINE CONDUCTED MEASUREMENT

4.1. Block Diagram of Test Setup



{EUT: Wireless remote control vibrator (Cinco Anal Beads)}

4.2. Power Line Conducted Emission Measurement Limits

Frequency (MHz)	Limit dB(μ V)	
	Quasi-peak Level	Average Level
0.15 - 0.50	66.0 – 56.0 *	56.0 – 46.0 *
0.50 - 5.00	56.0	46.0
5.00 - 30.00	60.0	50.0

NOTE1: The lower limit shall apply at the transition frequencies.
NOTE2: The limit decreases linearly with the logarithm of the frequency in the range 0.15MHz to 0.50MHz.

4.3. Configuration of EUT on Measurement

The following equipments are installed on Power Line Conducted Emission Measurement to meet the commission requirement and operating regulations in a manner, which tends to maximize its emission characteristics in a normal application.

4.4. Operating Condition of EUT

- 4.4.1. Setup the EUT and simulator as shown as Section 4.1.
- 4.4.2. Turn on the power of all equipment.
- 4.4.3. Let the EUT work in test mode and measure it.

4.5.DATA SAMPLE

Frequency (MHz)	Quasi Peak Level (dB μ V)	Average Level (dB μ V)	Transducer value (dB)	QuasiPeak Result (dB μ V)	Average Result (dB μ V)	Quasi Peak Limit (dB μ V)	Average Limit (dB μ V)	QuasiPeak Margin (dB)	Average Margin (dB)	Remark (Pass/Fail)
X.XX	29.4	18.3	11.1	40.5	29.4	56.0	56.0	15.5	16.6	Pass

Transducer value = Insertion loss of LISN + Cable Loss

Result = Quasi-peak Level/Average Level + Transducer value

Limit = Limit stated in standard

Calculation Formula:

Margin = Limit – Reading level value – Transducer value

4.6.Measurement Uncertainty

All measurements involve certain levels of uncertainties, especially in field of EMC. The factors contributing to uncertainties are spectrum analyzer, cable loss, and LISN.

The Treatment of Uncertainty in EMC Measurements, the best estimate of the uncertainty of any conducted emissions measurement at ATC is +2.23dB.

4.7.Test Procedure

The EUT is put on the plane 0.8m high above the ground by insulating support and is connected to the power mains through a line impedance stabilization network (L.I.S.N.). This provides a 50ohm coupling impedance for the EUT system. Please refer the block diagram of the test setup and photographs. Both sides of AC lines are checked to find out the maximum conducted emission. In order to find the maximum emission levels, the relative positions of equipment and all of the interface cables shall be changed according to ANSI C63.4: 2014 on Conducted Emission Measurement.

The bandwidth of test receiver (R & S ESCS30) is set at 9kHz.

The frequency range from 150kHz to 30MHz is checked.

4.8.Power Line Conducted Emission Measurement Results

PASS.

The frequency range from 150kHz to 30MHz is checked.

Test Mode: Charging(120V/60Hz)								
MEASUREMENT RESULT: "0087-1_fin"								
2018-1-17 9:45								
Frequency MHz	Level dBuV	Transd dB	Limit dBuV	Margin dB	Detector	Line	PE	
0.150000	41.60	10.8	66	24.4	QP	L1	GND	
0.838500	30.90	11.1	56	25.1	QP	L1	GND	
1.738500	33.40	11.2	56	22.6	QP	L1	GND	
2.125500	30.10	11.3	56	25.9	QP	L1	GND	
5.469000	20.50	11.5	60	39.5	QP	L1	GND	
17.533500	22.70	11.7	60	37.3	QP	L1	GND	
MEASUREMENT RESULT: "0087-1_fin2"								
2018-1-17 9:45								
Frequency MHz	Level dBuV	Transd dB	Limit dBuV	Margin dB	Detector	Line	PE	
0.150000	36.20	10.8	56	19.8	AV	L1	GND	
0.775500	30.40	11.1	46	15.6	AV	L1	GND	
1.572000	28.50	11.2	46	17.5	AV	L1	GND	
2.026500	25.80	11.3	46	20.2	AV	L1	GND	
6.549000	14.50	11.5	50	35.5	AV	L1	GND	
17.484000	10.20	11.7	50	39.8	AV	L1	GND	
MEASUREMENT RESULT: "0087-2_fin"								
2018-1-17 9:49								
Frequency MHz	Level dBuV	Transd dB	Limit dBuV	Margin dB	Detector	Line	PE	
0.370500	29.60	10.9	59	28.9	QP	N	GND	
0.865500	30.90	11.1	56	25.1	QP	N	GND	
1.392000	33.40	11.2	56	22.6	QP	N	GND	
2.089500	30.50	11.3	56	25.5	QP	N	GND	
5.311500	20.00	11.4	60	40.0	QP	N	GND	
17.862000	22.00	11.7	60	38.0	QP	N	GND	
MEASUREMENT RESULT: "0087-2_fin2"								
2018-1-17 9:49								
Frequency MHz	Level dBuV	Transd dB	Limit dBuV	Margin dB	Detector	Line	PE	
0.285000	26.50	10.9	51	24.2	AV	N	GND	
0.775500	30.40	11.1	46	15.6	AV	N	GND	
1.653000	28.20	11.2	46	17.8	AV	N	GND	
2.094000	25.00	11.3	46	21.0	AV	N	GND	
6.031500	15.20	11.5	50	34.8	AV	N	GND	
17.988000	9.10	11.7	50	40.9	AV	N	GND	

Emissions attenuated more than 20 dB below the permissible value are not reported. We tested high and low voltage and recorded the worst mode data.

The spectral diagrams are attached as below.

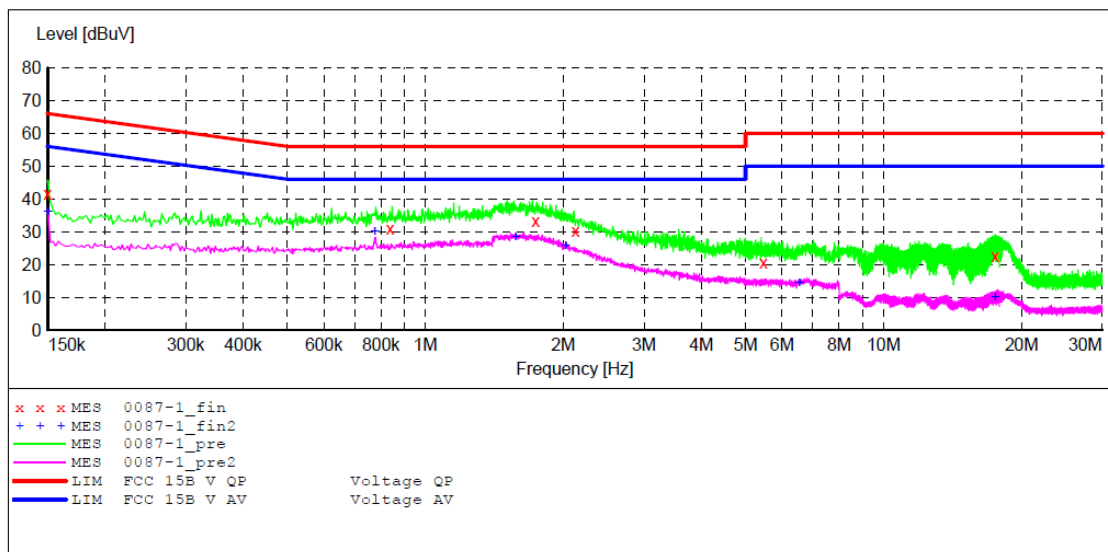
ACCURATE TECHNOLOGY CO., LTD

CONDUCTED EMISSION STANDARD FCC PART 15C

EUT: Wireless remote control vibrator(Cinco Anal Beads) M/N:BV-011 BLK
 Manufacturer: TOPARC TECHNOLOGY (SHENZHEN) CO., LTD
 Operating Condition: Charging
 Test Site: 2#Shielding Room
 Operator: Frank
 Test Specification: L 120V/60Hz
 Comment: Report No.:ATE20180088
 Start of Test: 2018-1-17 / 9:42:13

SCAN TABLE: "V 150K-30MHz fin"

Start Frequency	Stop Frequency	Step Width	Detector	Meas. Time	IF Bandw.	Transducer
150.0 kHz	30.0 MHz	4.5 kHz	QuasiPeak	1.0 s	9 kHz	NSLK8126 2008
			Average			



MEASUREMENT RESULT: "0087-1_fin"

Frequency MHz	Level dBuV	Transd dB	Limit dBuV	Margin dB	Detector	Line	PE
0.150000	41.60	10.8	66	24.4	QP	L1	GND
0.838500	30.90	11.1	56	25.1	QP	L1	GND
1.738500	33.40	11.2	56	22.6	QP	L1	GND
2.125500	30.10	11.3	56	25.9	QP	L1	GND
5.469000	20.50	11.5	60	39.5	QP	L1	GND
17.533500	22.70	11.7	60	37.3	QP	L1	GND

MEASUREMENT RESULT: "0087-1_fin2"

Frequency MHz	Level dBuV	Transd dB	Limit dBuV	Margin dB	Detector	Line	PE
0.150000	36.20	10.8	56	19.8	AV	L1	GND
0.775500	30.40	11.1	46	15.6	AV	L1	GND
1.572000	28.50	11.2	46	17.5	AV	L1	GND
2.026500	25.80	11.3	46	20.2	AV	L1	GND
6.549000	14.50	11.5	50	35.5	AV	L1	GND
17.484000	10.20	11.7	50	39.8	AV	L1	GND

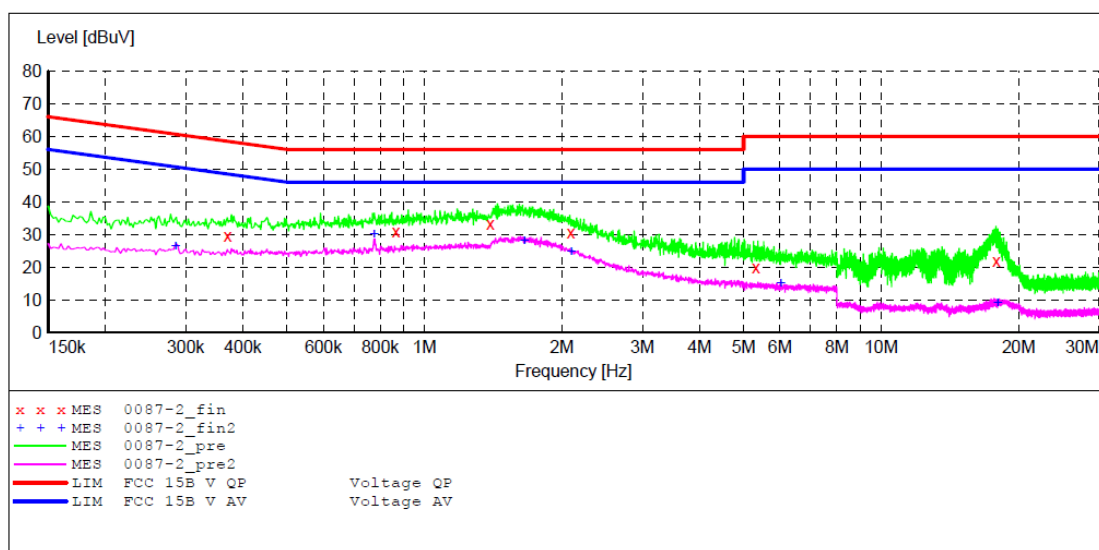
ACCURATE TECHNOLOGY CO., LTD

CONDUCTED EMISSION STANDARD FCC PART 15C

EUT: Wireless remote control vibrator(Cinco Anal Beads) M/N:BV-011 BLK
 Manufacturer: TOPARC TECHNOLOGY (SHENZHEN) CO.,LTD
 Operating Condition: Charging
 Test Site: 2#Shielding Room
 Operator: Frank
 Test Specification: N 120V/60Hz
 Comment: Report No.:ATE20180088
 Start of Test: 2018-1-17 / 9:46:08

SCAN TABLE: "V 150K-30MHz fin"

Short Description:		SUB STD VTERM2 1.70					
Start	Stop	Step	Detector	Meas. Time	IF Bandw.	Transducer	
150.0 kHz	30.0 MHz	4.5 kHz	QuasiPeak	1.0 s	9 kHz	NSLK8126 2008	
Average							



MEASUREMENT RESULT: "0087-2_fin"

Frequency MHz	Level dBuV	Transd dB	Limit dBuV	Margin dB	Detector	Line	PE
0.370500	29.60	10.9	59	28.9	QP	N	GND
0.865500	30.90	11.1	56	25.1	QP	N	GND
1.392000	33.40	11.2	56	22.6	QP	N	GND
2.089500	30.50	11.3	56	25.5	QP	N	GND
5.311500	20.00	11.4	60	40.0	QP	N	GND
17.862000	22.00	11.7	60	38.0	QP	N	GND

MEASUREMENT RESULT: "0087-2_fin2"

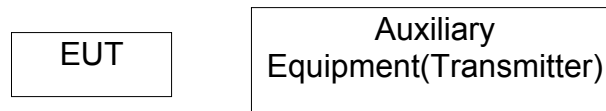
Frequency MHz	Level dBuV	Transd dB	Limit dBuV	Margin dB	Detector	Line	PE
0.285000	26.50	10.9	51	24.2	AV	N	GND
0.775500	30.40	11.1	46	15.6	AV	N	GND
1.653000	28.20	11.2	46	17.8	AV	N	GND
2.094000	25.00	11.3	46	21.0	AV	N	GND
6.031500	15.20	11.5	50	34.8	AV	N	GND
17.988000	9.10	11.7	50	40.9	AV	N	GND

5. RADIATED EMISSION MEASUREMENT

5.1. Block Diagram of Test

5.1.1. Block diagram of connection between the EUT and simulators

Test mode 1:



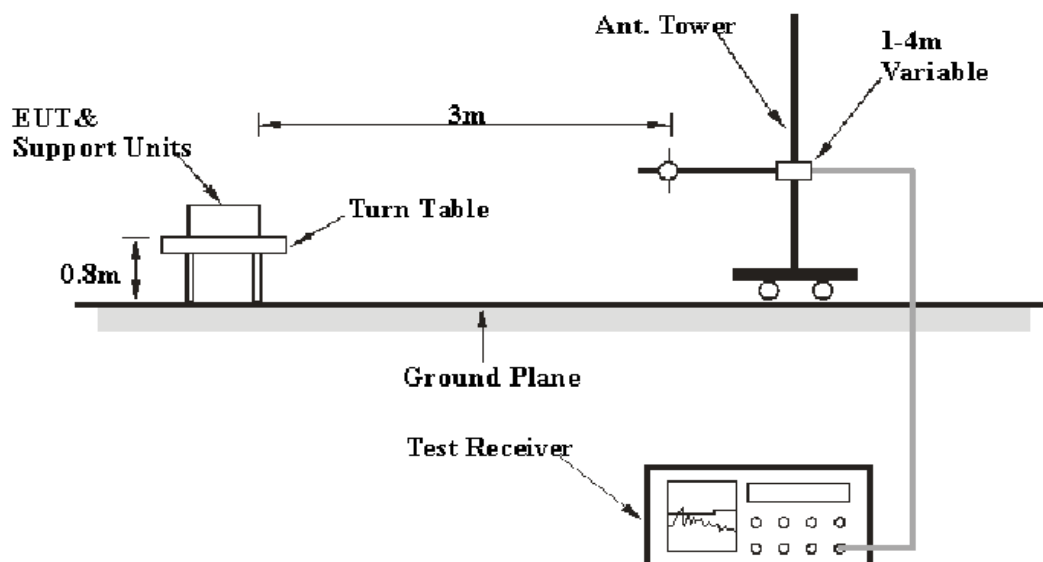
Test mode 2:



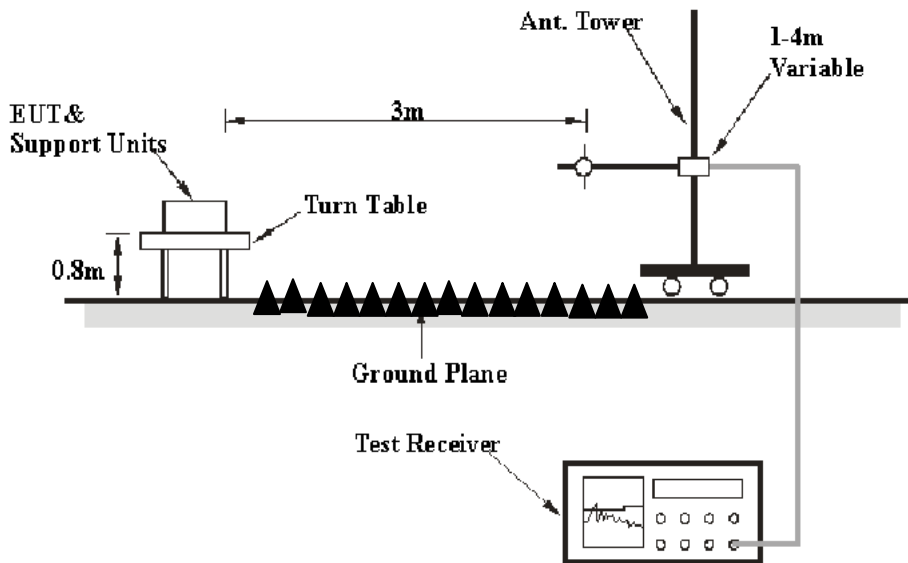
{EUT: Wireless remote control vibrator (Cinco Anal Beads)}

5.1.2. Block diagram of test setup (In chamber)

Below 1GHz:



Above 1GHz:



5.2. Radiated Emission Limit (Class B)

All emanations from a class B device or system, including any network of conductors and apparatus connected thereto, shall not exceed the level of field strengths specified below:

Frequency MHz	Distance Meters	Field Strengths Limit	
		$\mu\text{V}/\text{m}$	$\text{dB}(\mu\text{V}/\text{m})$
30-88	3	100	40.0
88-216	3	150	43.5
216-960	3	200	46.0
Above 960	3	500	54.0

Remark:

(1) Emission level $\text{dB}(\mu\text{V}) = 20 \log$ Emission level $\mu\text{V}/\text{m}$.

(2) The smaller limit shall apply at the cross point between two frequency bands.

(3) Distance is the distance in meters between the measuring instrument antenna and the closest point of any part of the device or system.

5.3. Manufacturer

The following equipments are installed on Radiated Emission Measurement to meet the commission requirements and operating regulations in a manner which tends to maximize its emission characteristics in normal application.

5.3.1. Wireless remote control vibrator (Cinco Anal Beads) (EUT)

Model Number: BV-011 BLK

Manufacturer: TOPARC Technology(Shenzhen) Co.,Ltd.

5.4. Operating Condition of EUT

5.4.1. Setup the EUT and simulator as shown as Section 5.1.

5.4.2. Turn on the power of all equipment.

5.4.3. Let the EUT work in test mode and measure it.

5.5. DATA SAMPLE

Frequency (MHz)	Reading (dB μ v)	Factor (dB/m)	Result (dB μ v/m)	Limit (dB μ v/m)	Margin (dB)	Remark
X.XX	49.83	-22.03	27.80	43.50	-15.70	QP

Frequency(MHz) = Emission frequency in MHz

Reading(dB μ v) = Uncorrected Analyzer/Receiver reading

Factor (dB/m)= Antenna factor + Cable Loss – Amplifier gain

Result(dB μ v/m) = Reading + Factor

Limit (dB μ v/m)= Limit stated in standard

Margin (dB) = Result(dB μ v/m) - Limit (dB μ v/m)

Calculation Formula:

Margin(dB) = Result (dB μ v/m)–Limit(dB μ v/m)

Result(dB μ v/m)= Reading(dB μ v)+ Factor(dB/m)

The “Margin” column of the following data tables indicates the degree of compliance with the applicable limit. For example, a margin of -7dB means the emission is 7dB below the limit.

5.6. Test Procedure

The EUT and its simulators are placed on a turntable, which is 0.8 meter high above ground. The turntable can rotate 360 degrees to determine the position of the maximum emission level. EUT is set 3.0 meters away from the receiving antenna, which is mounted on an antenna tower. The antenna can be moved up and down between 1.0 meter and 4 meters to find out the maximum emission level. Broadband antenna (calibrated bilog antenna) is used as receiving antenna. Both horizontal and vertical polarizations of the antenna are set on measurement. In order to find the maximum emission levels, all of the interface cables must be manipulated according to ANSI C63.4: 2014 on radiated emission measurement.

The bandwidth of the EMI test receiver (R&S ESCS30) is set at 120kHz.

The frequency range from 9kHz to 5000MHz is checked.

5.7. Radiated Emission Noise Measurement Result

PASS.

The frequency range from 9kHz to 5GHz is investigated.

The radiation emissions from 9kHz-30MHz is not reported, because the test values lower than the limits of 20dB.

The spectral diagrams are attached as below.

Below 1GHz



ACCURATE TECHNOLOGY CO., LTD.

F1,Bldg,A,Changyuan New Material Port Keyuan Rd,
Science & Industry Park,Nanshan Shenzhen,P.R.China

Site: 1# Chamber

Tel:+86-0755-26503290

Fax:+86-0755-26503396

Job No.: FRANK2018 #157

Standard: FCC Class B 3M Radiated

Test item: Radiation Test

Temp.(C)/Hum.(%) 23 C / 48 %

EUT: Wireless remote control vibrator (Cinco Anal Beads)

Mode: Charging

Model: BV-011 BLK

Manufacturer: TOPARC TECHNOLOGY(SHENZHEN) CO.,LTD

Polarization: Horizontal

Power Source: AC 120V/60Hz

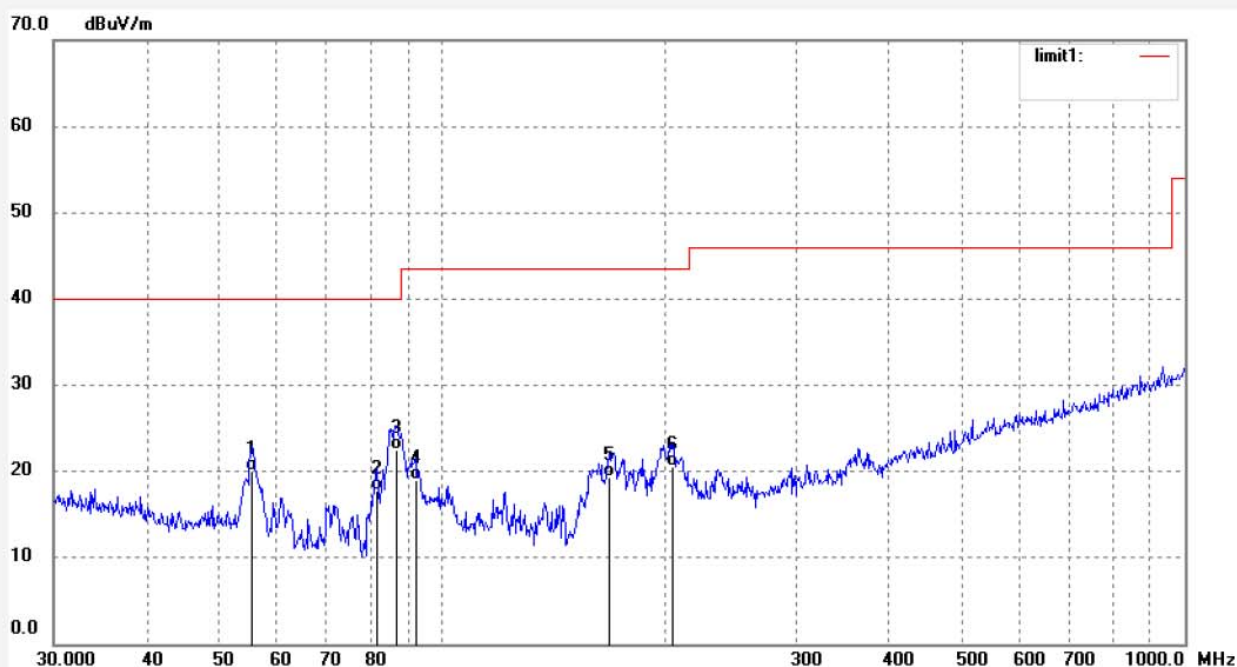
Date: 2018/01/20/

Time: 10/32/17

Engineer Signature:

Distance: 3m

Note: Report NO.:ATE20180088



No.	Freq. (MHz)	Reading (dBuV/m)	Factor (dB)	Result (dBuV/m)	Limit (dBuV/m)	Margin (dB)	Detector	Height (cm)	Degree (deg.)	Remark
1	55.4147	33.05	-13.03	20.02	40.00	-19.98	QP	200	22	
2	81.7831	33.84	-16.07	17.77	40.00	-22.23	QP	200	109	
3	86.8067	37.62	-15.21	22.41	40.00	-17.59	QP	200	312	
4	92.1388	33.95	-14.90	19.05	43.50	-24.45	QP	200	64	
5	167.8241	33.19	-13.88	19.31	43.50	-24.19	QP	200	215	
6	204.2375	32.65	-12.14	20.51	43.50	-22.99	QP	200	318	



ACCURATE TECHNOLOGY CO., LTD.

F1,Bldg,A,Changyuan New Material Port Keyuan Rd,
Science & Industry Park,Nanshan Shenzhen,P.R.China

Site: 1# Chamber

Tel:+86-0755-26503290

Fax:+86-0755-26503396

Job No.: FRANK2018 #158

Standard: FCC Class B 3M Radiated

Test item: Radiation Test

Temp.(C)/Hum.(%) 23 C / 48 %

EUT: Wireless remote control vibrator (Cinco Anal Beads)

Mode: Charging

Model: BV-011 BLK

Manufacturer: TOPARC TECHNOLOGY(SHENZHEN) CO.,LTD

Polarization: Vertical

Power Source: AC 120V/60Hz

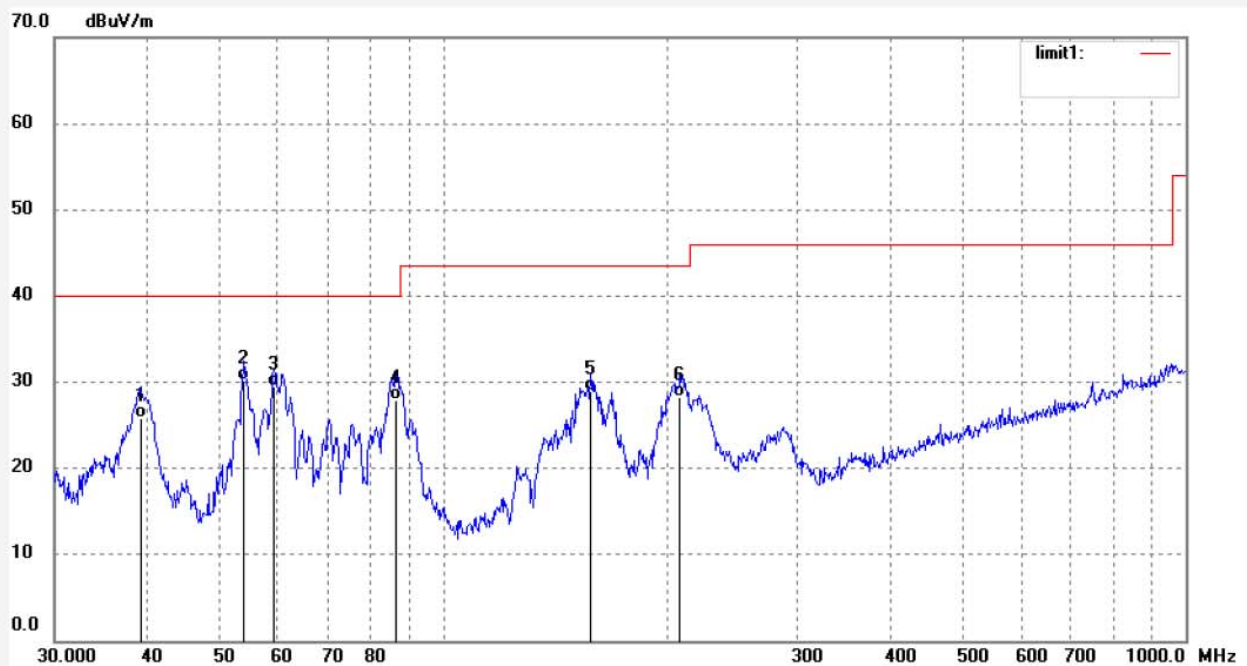
Date: 2018/01/20/

Time: 10/33/12

Engineer Signature:

Distance: 3m

Note: Report NO.:ATE20180088



No.	Freq. (MHz)	Reading (dBuV/m)	Factor (dB)	Result (dBuV/m)	Limit (dBuV/m)	Margin (dB)	Detector	Height (cm)	Degree (deg.)	Remark
1	39.1613	37.15	-11.35	25.80	40.00	-14.20	QP	100	133	
2	53.8817	43.12	-12.87	30.25	40.00	-9.75	QP	100	49	
3	59.2325	43.26	-13.76	29.50	40.00	-10.50	QP	100	56	
4	86.5027	43.12	-15.23	27.89	40.00	-12.11	QP	100	32	
5	158.1123	43.65	-14.62	29.03	43.50	-14.47	QP	100	120	
6	208.5801	40.31	-12.03	28.28	43.50	-15.22	QP	100	110	



ACCURATE TECHNOLOGY CO., LTD.

F1,Bldg,A,Changyuan New Material Port Keyuan Rd,
Science & Industry Park,Nanshan Shenzhen,P.R.China

Site: 1# Chamber

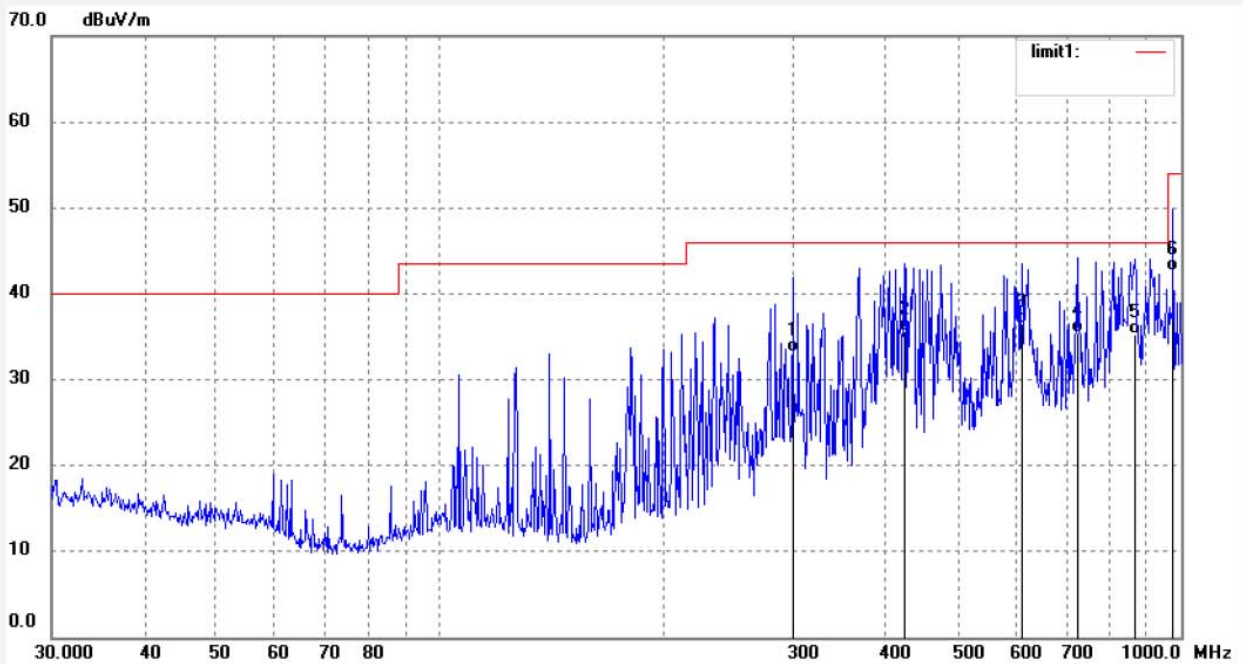
Tel:+86-0755-26503290

Fax:+86-0755-26503396

Job No.: FRANK2018 #160
Standard: FCC Class B 3M Radiated
Test item: Radiation Test
Temp.(C)/Hum.(%) 23 C / 48 %
EUT: Wireless remote control vibrator (Cinco Anal Beads)
Mode: RX 433.92MHz
Model: BV-011 BLK
Manufacturer: TOPARC TECHNOLOGY(SHENZHEN) CO.,LTD

Polarization: Horizontal
Power Source: DC 3.7V
Date: 2018/01/20/
Time: 10/35/21
Engineer Signature:
Distance: 3m

Note: Report NO.:ATE20180088

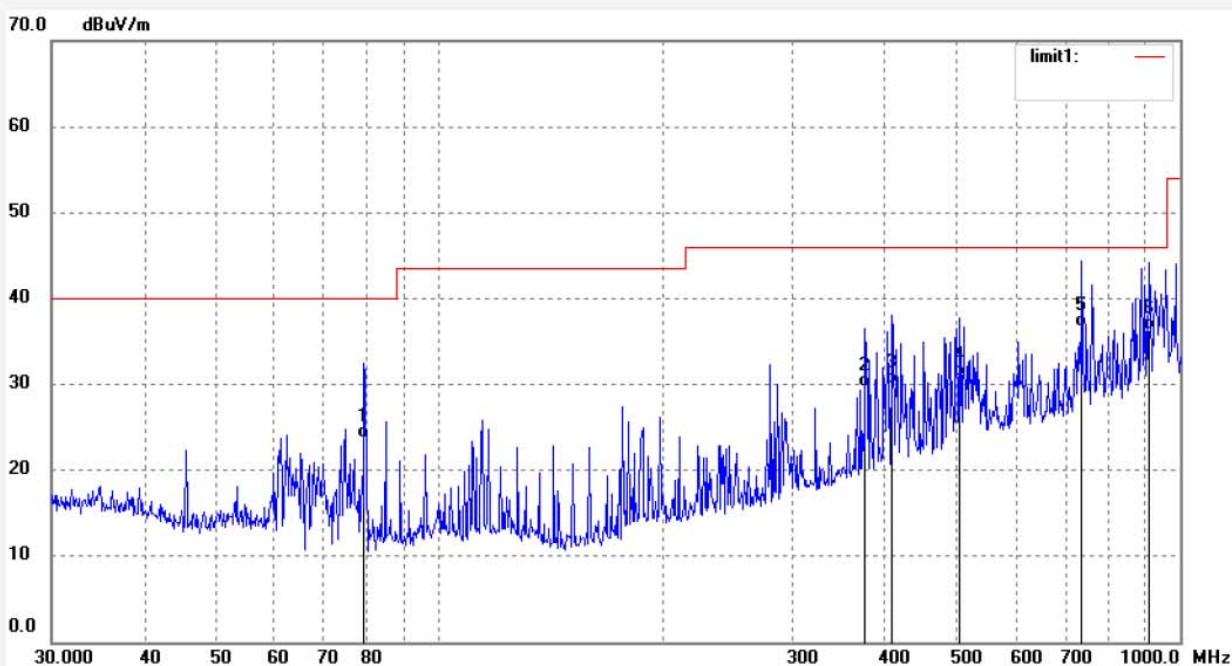


No.	Freq. (MHz)	Reading (dBuV/m)	Factor (dB)	Result (dBuV/m)	Limit (dBuV/m)	Margin (dB)	Detector	Height (cm)	Degree (deg.)	Remark
1	299.3158	42.16	-9.01	33.15	46.00	-12.85	QP	200	240	
2	423.5403	41.36	-5.75	35.61	46.00	-10.39	QP	200	198	
3	609.9215	38.64	-2.19	36.45	46.00	-9.55	QP	200	82	
4	724.2611	36.20	-0.70	35.50	46.00	-10.50	QP	200	29	
5	866.0878	33.46	1.89	35.35	46.00	-10.65	QP	200	264	
6	975.7528	39.15	3.49	42.64	54.00	-11.36	QP	200	154	

Job No.: FRANK2018 #159
 Standard: FCC Class B 3M Radiated
 Test item: Radiation Test
 Temp.(C)/Hum.(%) 23 C / 48 %
 EUT: Wireless remote control vibrator (Cinco Anal Beads)
 Mode: RX 433.92MHz
 Model: BV-011 BLK
 Manufacturer: TOPARC TECHNOLOGY(SHENZHEN) CO.,LTD

Polarization: Vertical
 Power Source: DC 3.7V
 Date: 2018/01/20/
 Time: 10/34/39
 Engineer Signature:
 Distance: 3m

Note: Report NO.:ATE20180088



No.	Freq. (MHz)	Reading (dBuV/m)	Factor (dB)	Result (dBuV/m)	Limit (dBuV/m)	Margin (dB)	Detector	Height (cm)	Degree (deg.)	Remark
1	79.2425	40.15	-16.51	23.64	40.00	-16.36	QP	200	195	
2	375.9384	36.78	-7.06	29.72	46.00	-16.28	QP	100	201	
3	408.9460	36.22	-6.21	30.01	46.00	-15.99	QP	100	93	
4	504.7062	35.01	-4.19	30.82	46.00	-15.18	QP	100	612	
5	737.0714	37.15	-0.52	36.63	46.00	-9.37	QP	100	61	
6	909.6666	34.12	2.25	36.37	46.00	-9.63	QP	100	102	

Above 1GHz



ACCURATE TECHNOLOGY CO., LTD.

F1,Bldg,A,Changyuan New Material Port Keyuan Rd,
Science & Industry Park,Nanshan Shenzhen,P.R.China

Site: 1# Chamber

Tel:+86-0755-26503290

Fax:+86-0755-26503396

Job No.: STAR2017 #2344

Standard: FCC PK

Test item: Radiation Test

Temp.(C)/Hum.(%) 25 C / 55 %

EUT: Wireless remote control vibrator(Cinco Anal Beads)

Mode: Charging

Model: BV-011 BLK

Manufacturer: TOPARC TECHNOLOGY(SHENZHEN)CO.,LTD

Polarization: Horizontal

Power Source: AC 120V/60Hz

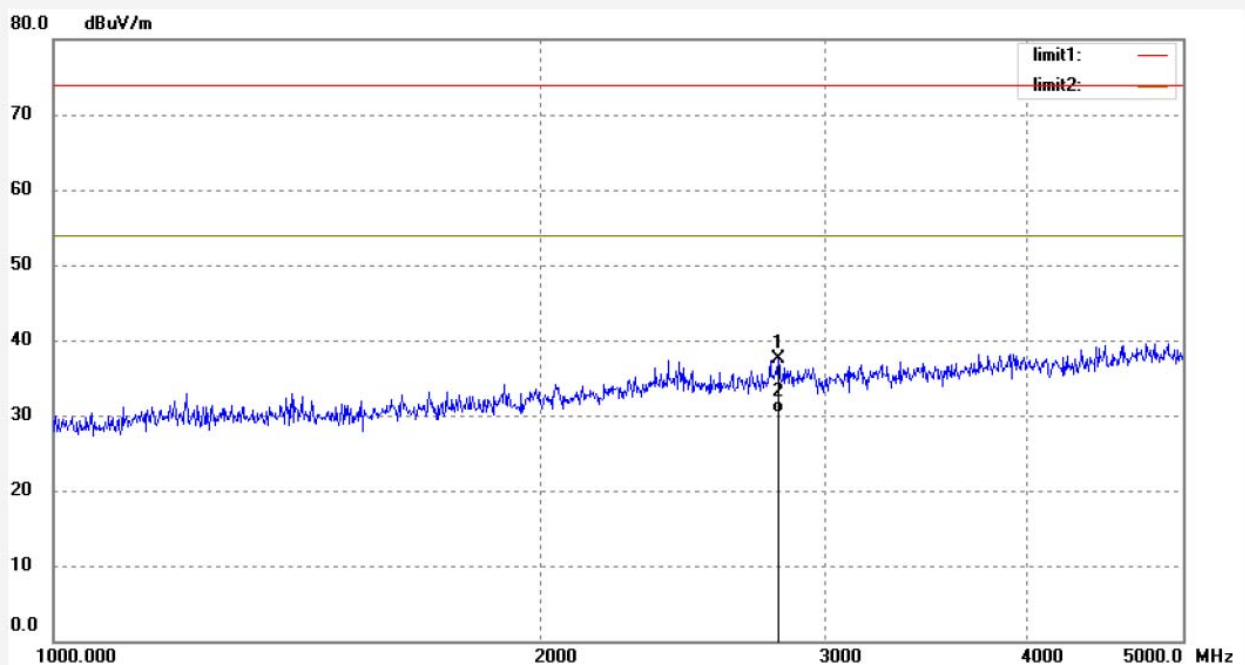
Date: 2018/01/20

Time: 16/07/09

Engineer Signature: star

Distance: 3m

Note: Report No.:ATE20180088



No.	Freq. (MHz)	Reading (dBuV/m)	Factor (dB)	Result (dBuV/m)	Limit (dBuV/m)	Margin (dB)	Detector	Height (cm)	Degree (deg.)	Remark
1	2809.536	44.27	-6.77	37.50	74.00	-36.50	peak	120	310	
2	2809.536	37.00	-6.77	30.23	54.00	-23.77	AVG	120	301	



ACCURATE TECHNOLOGY CO., LTD.

F1,Bldg,A,Changyuan New Material Port Keyuan Rd,
Science & Industry Park,Nanshan Shenzhen,P.R.China

Site: 1# Chamber

Tel:+86-0755-26503290

Fax:+86-0755-26503396

Job No.: STAR2017 #2343

Standard: FCC PK

Test item: Radiation Test

Temp.(C)/Hum.(%) 25 C / 55 %

EUT: Wireless remote control vibrator(Cinco Anal Beads)

Mode: Charging

Model: BV-011 BLK

Manufacturer: TOPARC TECHNOLOGY(SHENZHEN)CO.,LTD

Polarization: Vertical

Power Source: AC 120V/60Hz

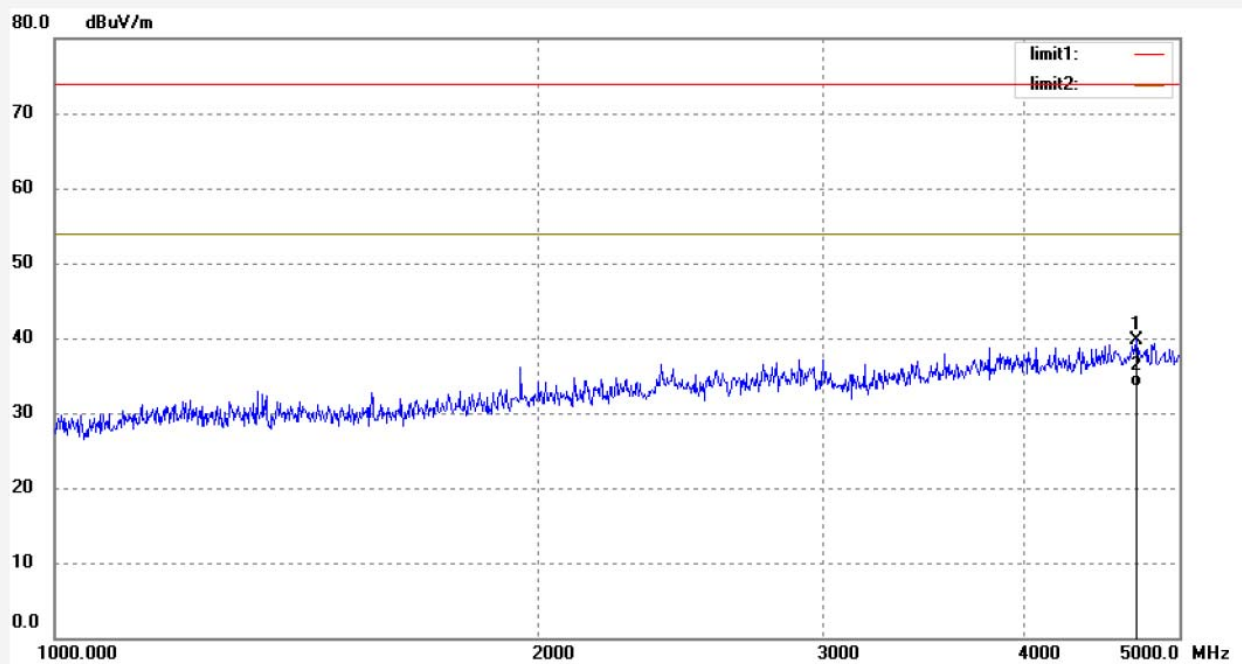
Date: 2018/01/20

Time: 16/06/42

Engineer Signature: star

Distance: 3m

Note: Report No.:ATE20180088



No.	Freq. (MHz)	Reading (dBuV/m)	Factor (dB)	Result (dBuV/m)	Limit (dBuV/m)	Margin (dB)	Detector	Height (cm)	Degree (deg.)	Remark
1	4701.634	42.44	-2.64	39.80	74.00	-34.20	peak	100	108	
2	4701.634	36.10	-2.64	33.46	54.00	-20.54	AVG	100	219	



ACCURATE TECHNOLOGY CO., LTD.

F1,Bldg,A,Changyuan New Material Port Keyuan Rd,
Science & Industry Park,Nanshan Shenzhen,P.R.China

Site: 1# Chamber

Tel:+86-0755-26503290

Fax:+86-0755-26503396

Job No.: STAR2017 #2345

Standard: FCC PK

Test item: Radiation Test

Temp.(C)/Hum.(%) 25 C / 55 %

EUT: Wireless remote control vibrator(Cinco Anal Beads)

Mode: RX 433.92MHz

Model: BV-011 BLK

Manufacturer: TOPARC TECHNOLOGY(SHENZHEN)CO.,LTD

Polarization: Horizontal

Power Source: DC 3.7V

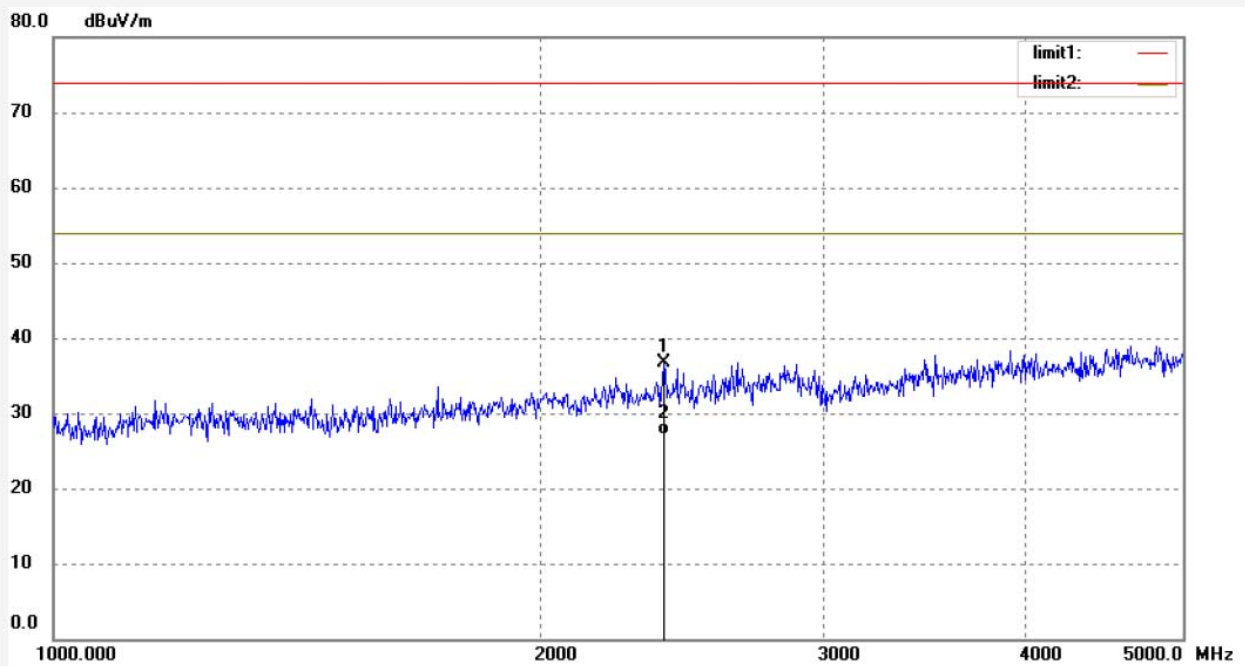
Date: 2018/01/20

Time: 16/07/20

Engineer Signature: star

Distance: 3m

Note: Report No.:ATE20180088



No.	Freq. (MHz)	Reading (dBuV/m)	Factor (dB)	Result (dBuV/m)	Limit (dBuV/m)	Margin (dB)	Detector	Height (cm)	Degree (deg.)	Remark
1	2389.548	44.62	-8.00	36.62	74.00	-37.38	peak	130	319	
2	2389.548	35.05	-8.00	27.05	54.00	-26.95	AVG	130	320	



ACCURATE TECHNOLOGY CO., LTD.

F1,Bldg,A,Changyuan New Material Port Keyuan Rd,
Science & Industry Park,Nanshan Shenzhen,P.R.China

Site: 1# Chamber

Tel:+86-0755-26503290

Fax:+86-0755-26503396

Job No.: STAR2017 #2346

Standard: FCC PK

Test item: Radiation Test

Temp.(C)/Hum.(%) 25 C / 55 %

EUT: Wireless remote control vibrator(Cinco Anal Beads)

Mode: RX 433.92MHz

Model: BV-011 BLK

Manufacturer: TOPARC TECHNOLOGY(SHENZHEN)CO.,LTD

Polarization: Vertical

Power Source: DC 3.7V

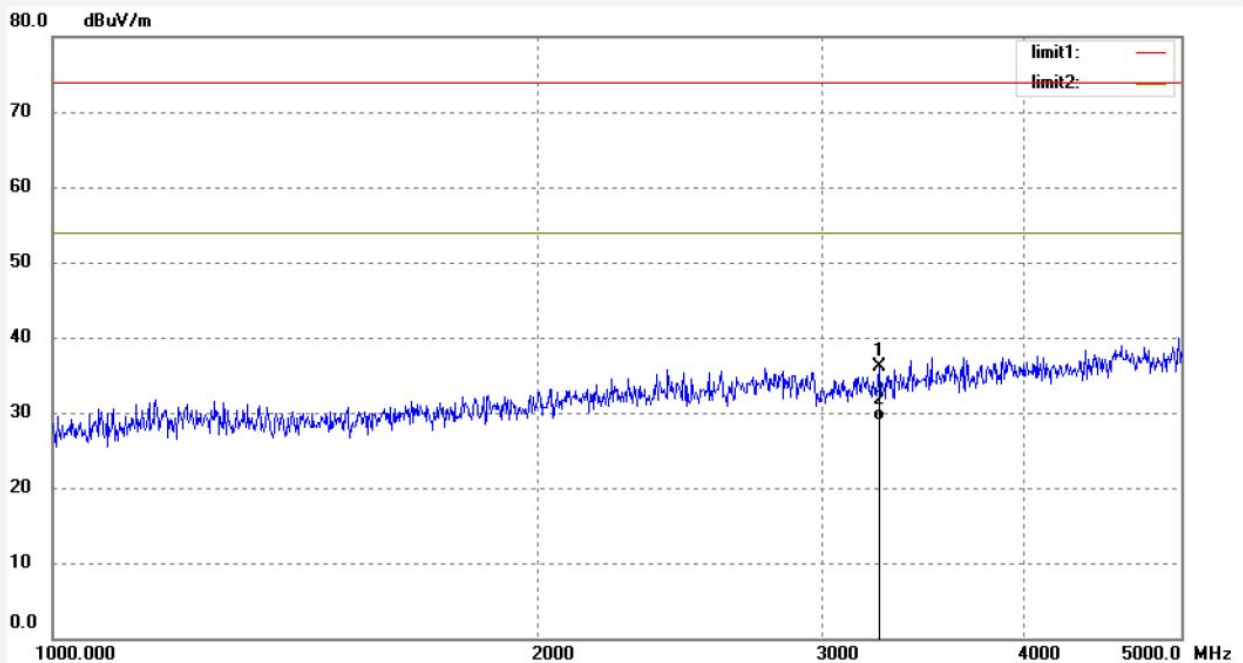
Date: 2018/01/20

Time: 16/07/30

Engineer Signature: star

Distance: 3m

Note: Report No.:ATE20180088



No.	Freq. (MHz)	Reading (dBuV/m)	Factor (dB)	Result (dBuV/m)	Limit (dBuV/m)	Margin (dB)	Detector	Height (cm)	Degree (deg.)	Remark
1	3250.287	41.55	-5.35	36.20	74.00	-37.80	peak	100	228	
2	3250.287	34.26	-5.35	28.91	54.00	-25.09	AVG	100	120	