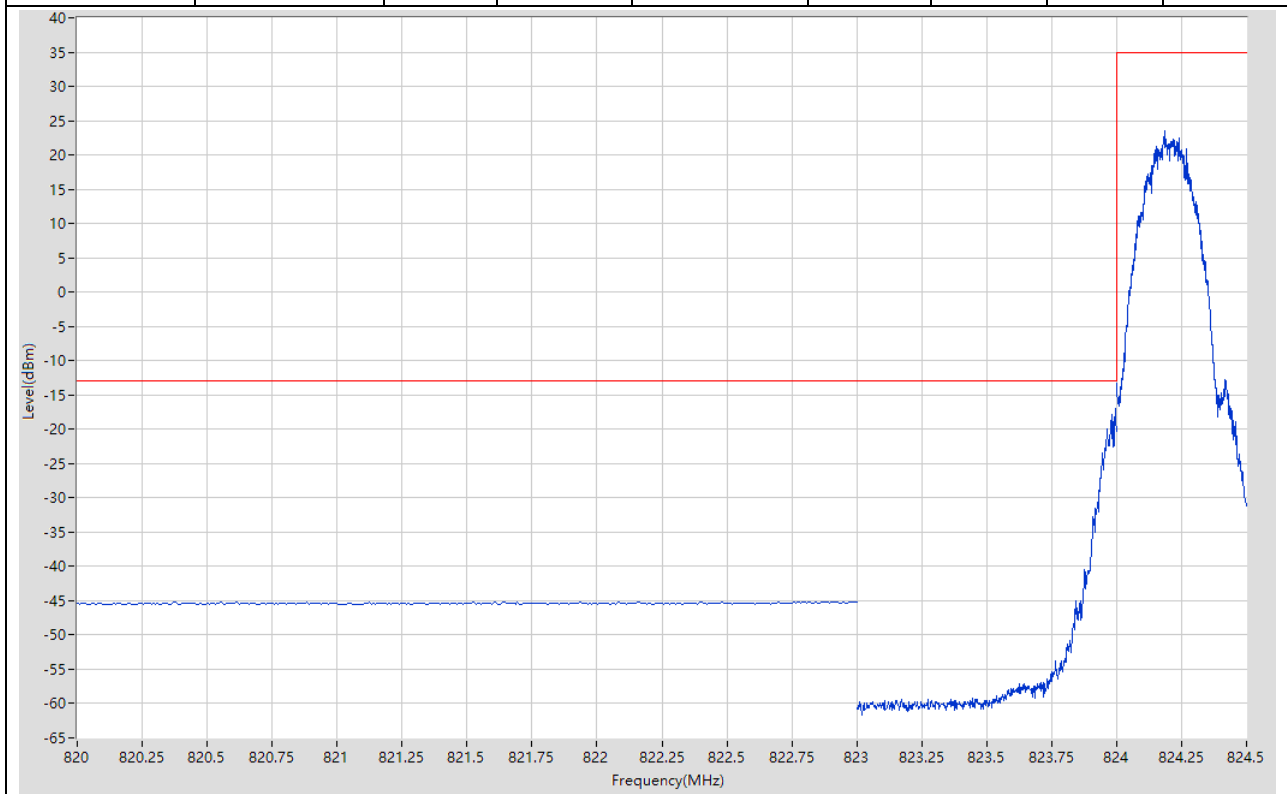


Annex A.6 Band Edge

1. GSM_GSM850

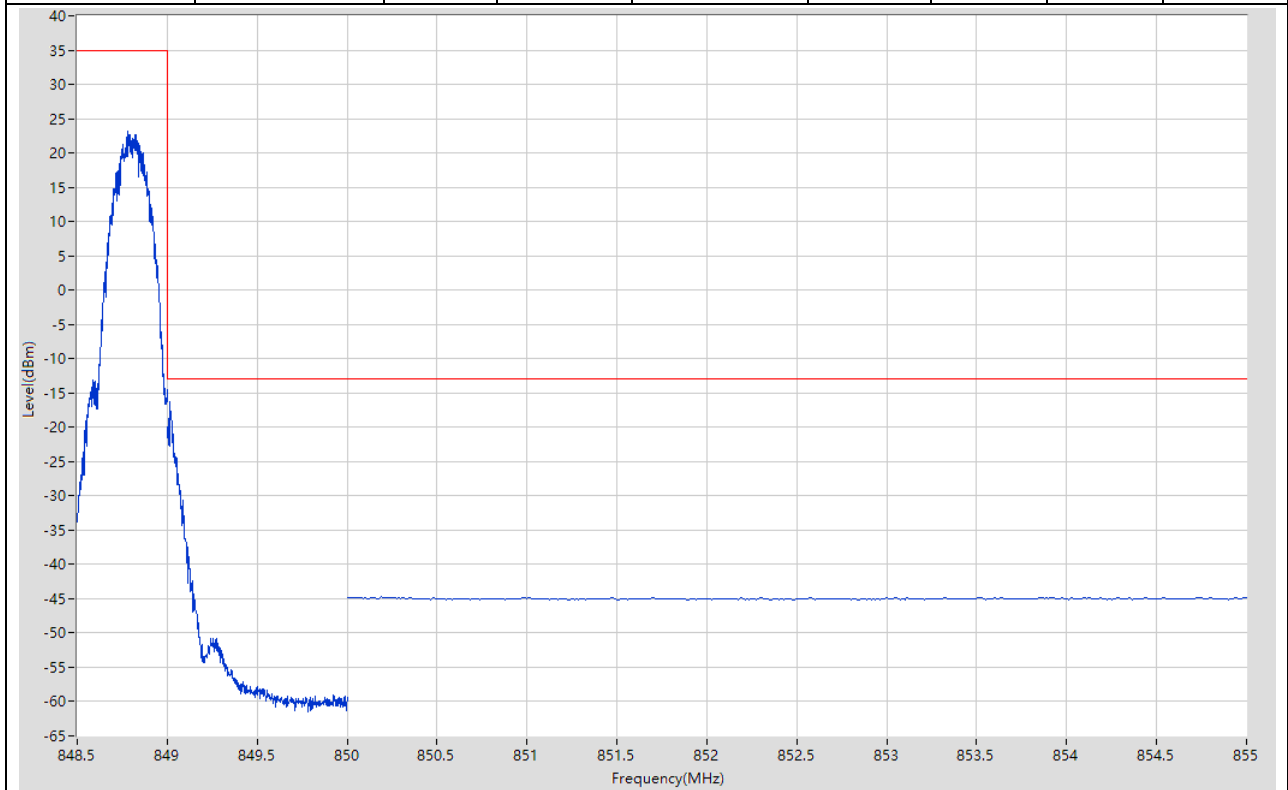
1.1. GSM Band Edge_Part22-24(NTNV)(Channel:128)

Start Frequency (MHz)	Stop Frequency (MHz)	RBW (MHz)	Detector	Frequency (MHz)	Power (dBm)	Limit (dBm)	Verdict	Sweep Point
820	823	0.1	RMS	822.948	-45.11	-13	Pass	401
823	824	0.003	RMS	823.995	-16.92	-13	Pass	401
824	824.5	0.01	RMS	824.186	23.53	35	Pass	401



1.2. GSM Band Edge_Part22-24(NTNV)(Channel:251)

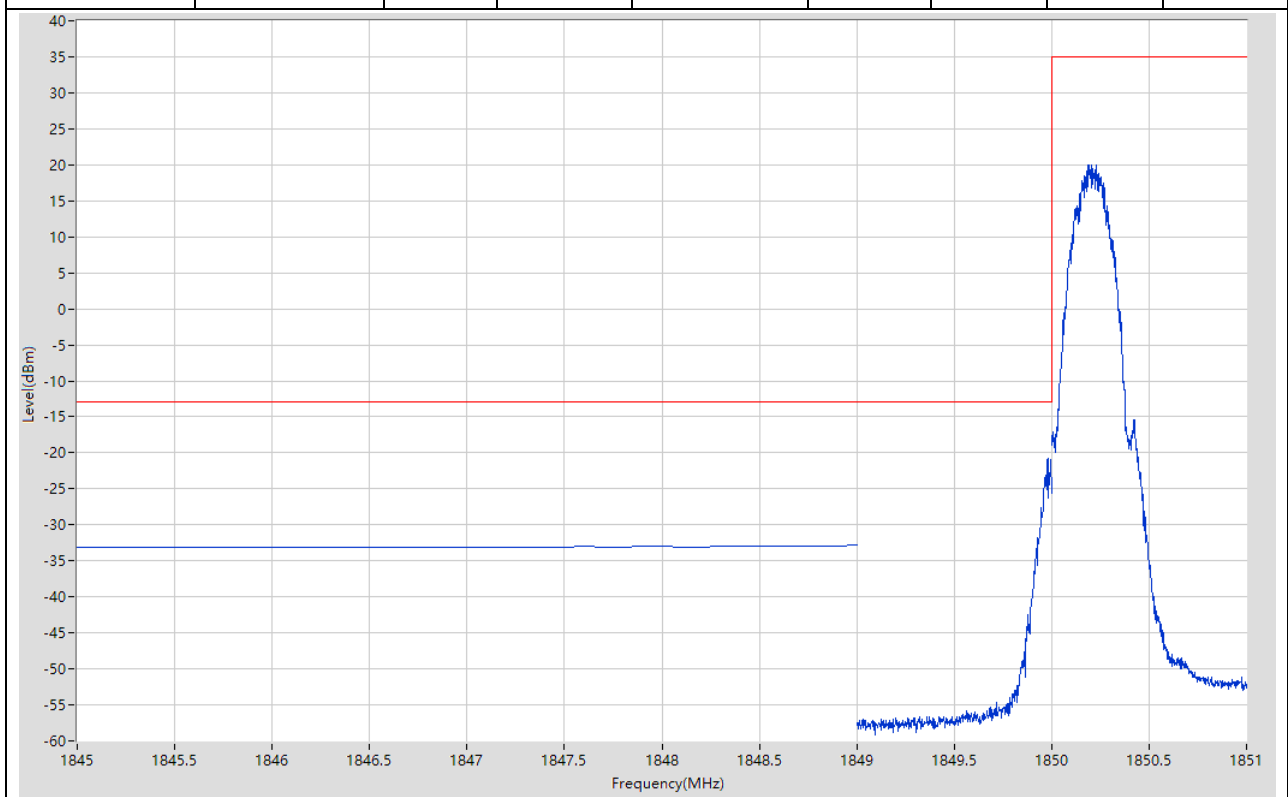
Start Frequency (MHz)	Stop Frequency (MHz)	RBW (MHz)	Detector	Frequency (MHz)	Power (dBm)	Limit (dBm)	Verdict	Sweep Point
848.5	849	0.01	RMS	848.781	23.17	35	Pass	401
849	850	0.003	RMS	849.018	-16.28	-13	Pass	401
850	855	0.1	RMS	850.188	-44.73	-13	Pass	401



2. GSM_PCS

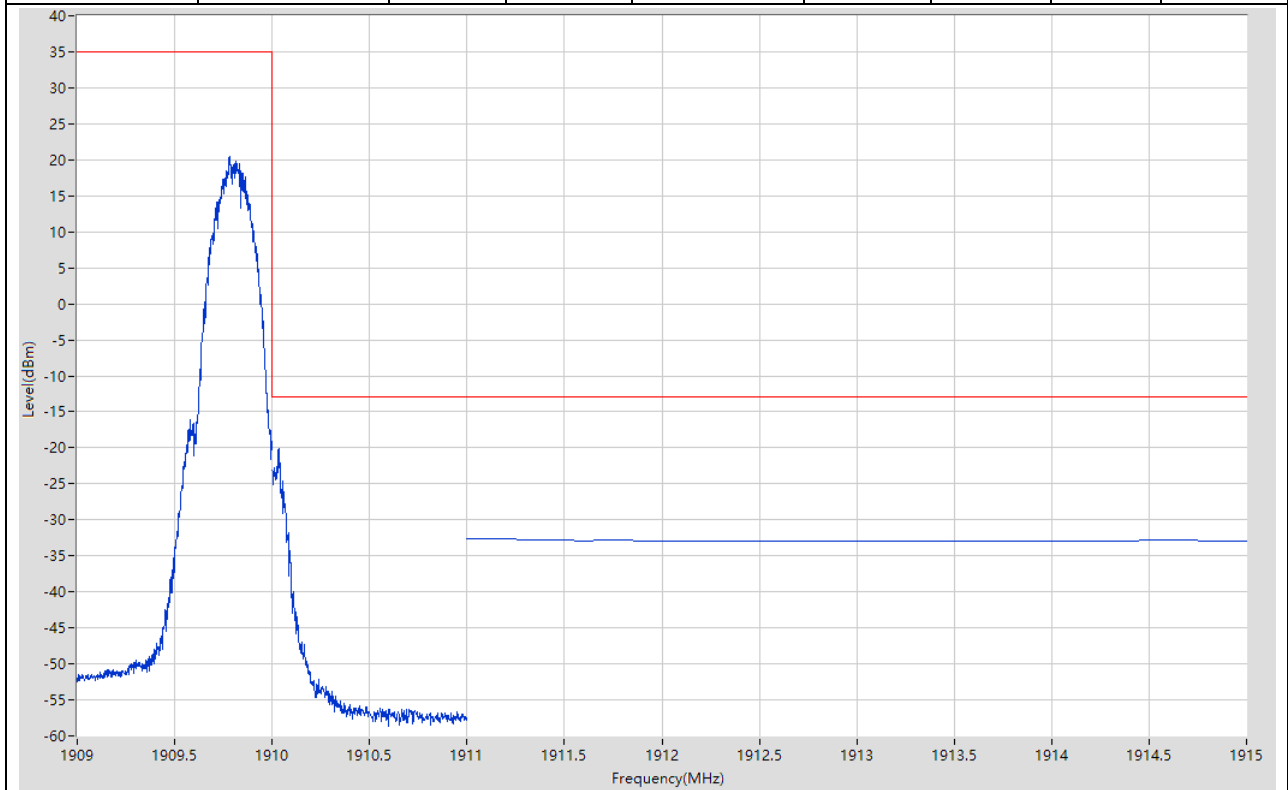
2.1. GSM Band Edge_Part22-24(NTNV)(Channel:512)

Start Frequency (MHz)	Stop Frequency (MHz)	RBW (MHz)	Detector	Frequency (MHz)	Power (dBm)	Limit (dBm)	Verdict	Sweep Point
1845	1849	1	RMS	1849	-32.84	-13	Pass	41
1849	1850	0.003	RMS	1849.98	-20.71	-13	Pass	401
1850	1851	0.01	RMS	1850.188	19.97	35	Pass	401



2.2. GSM Band Edge_Part22-24(NTNV)(Channel:810)

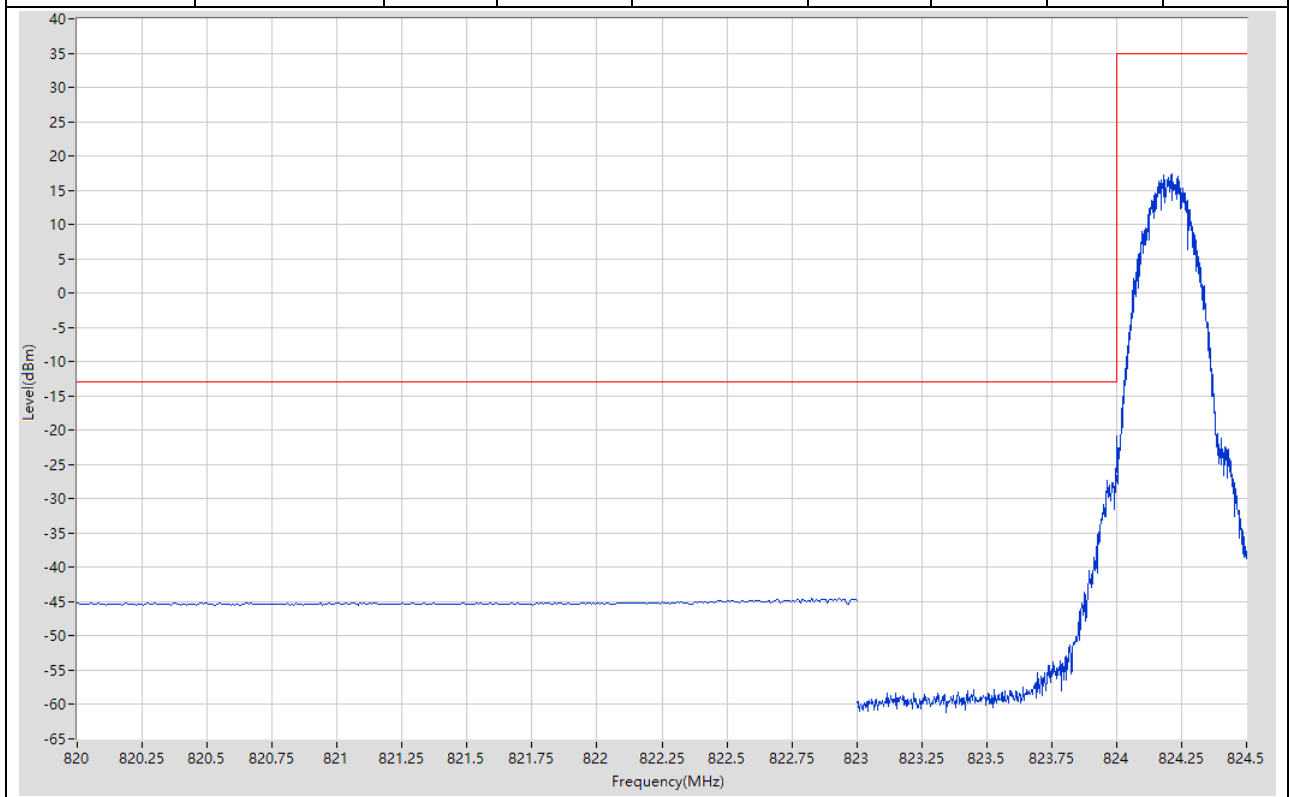
Start Frequency (MHz)	Stop Frequency (MHz)	RBW (MHz)	Detector	Frequency (MHz)	Power (dBm)	Limit (dBm)	Verdict	Sweep Point
1909	1910	0.01	RMS	1909.783	20.45	35	Pass	401
1910	1911	0.003	RMS	1910.035	-20.05	-13	Pass	401
1911	1915	1	RMS	1911	-32.57	-13	Pass	41



3. EGPRS_GSM850

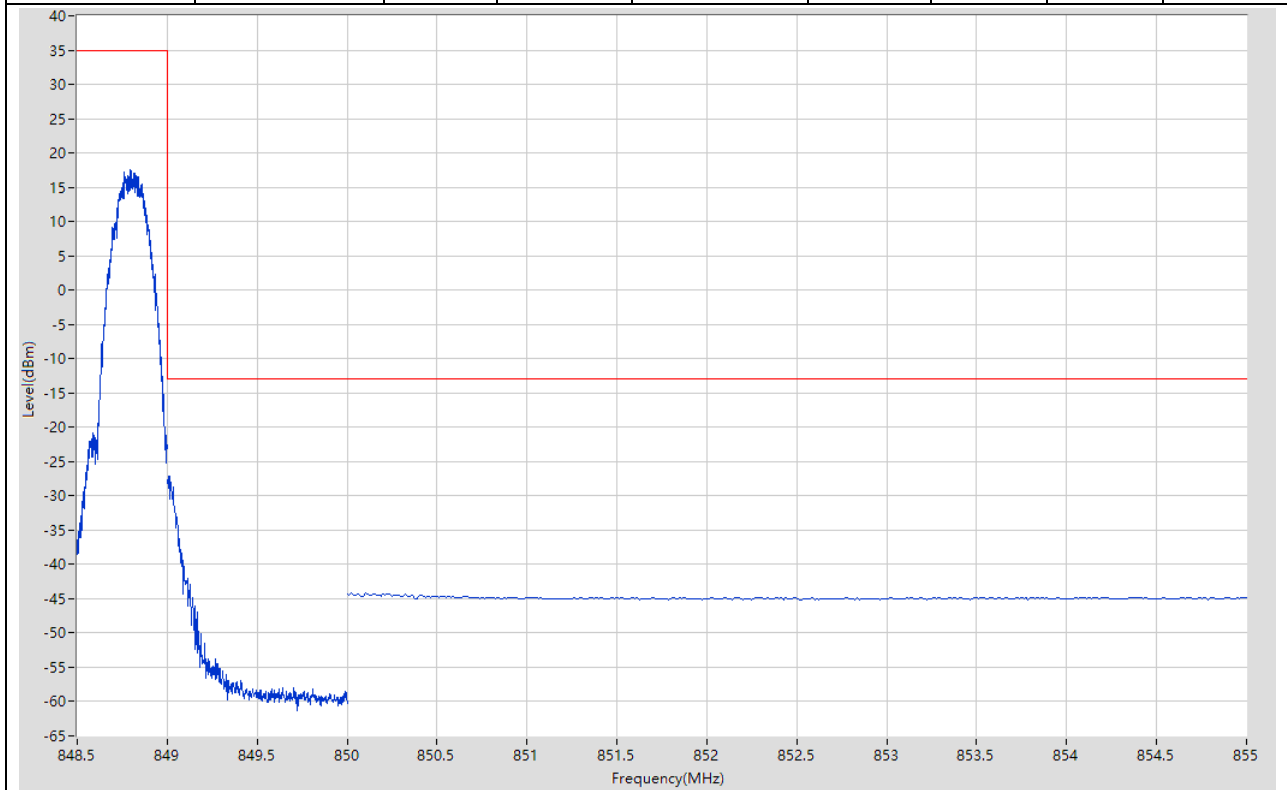
3.1. EGPRS Band Edge_Part22-24(NTNV)(Channel:128)

Start Frequency (MHz)	Stop Frequency (MHz)	RBW (MHz)	Detector	Frequency (MHz)	Power (dBm)	Limit (dBm)	Verdict	Sweep Point
820	823	0.1	RMS	822.933	-44.57	-13	Pass	401
823	824	0.003	RMS	823.998	-25.58	-13	Pass	401
824	824.5	0.01	RMS	824.214	17.47	35	Pass	401



3.2. EGPRS Band Edge_Part22-24(NTNV)(Channel:251)

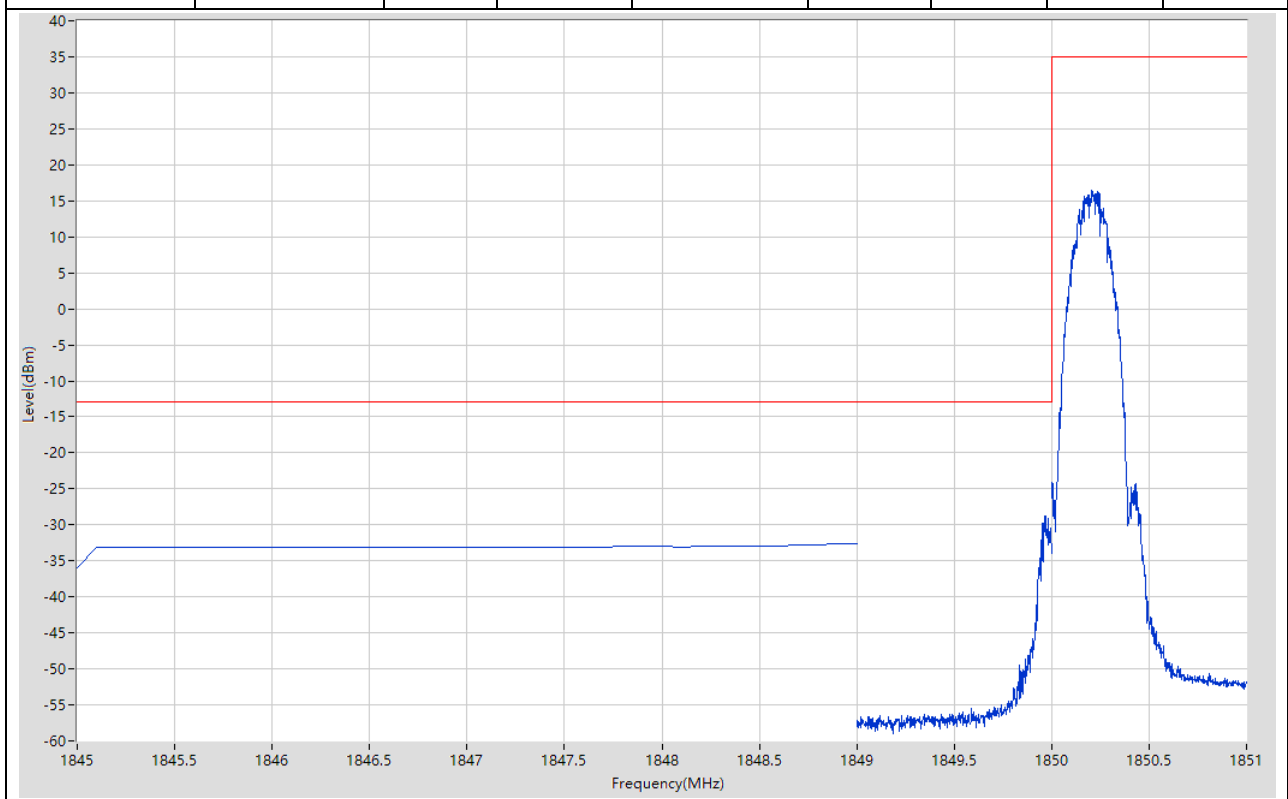
Start Frequency (MHz)	Stop Frequency (MHz)	RBW (MHz)	Detector	Frequency (MHz)	Power (dBm)	Limit (dBm)	Verdict	Sweep Point
848.5	849	0.01	RMS	848.795	17.6	35	Pass	401
849	850	0.003	RMS	849.018	-27.14	-13	Pass	401
850	855	0.1	RMS	850.1	-44.2	-13	Pass	401



4. EGPRS_PCS

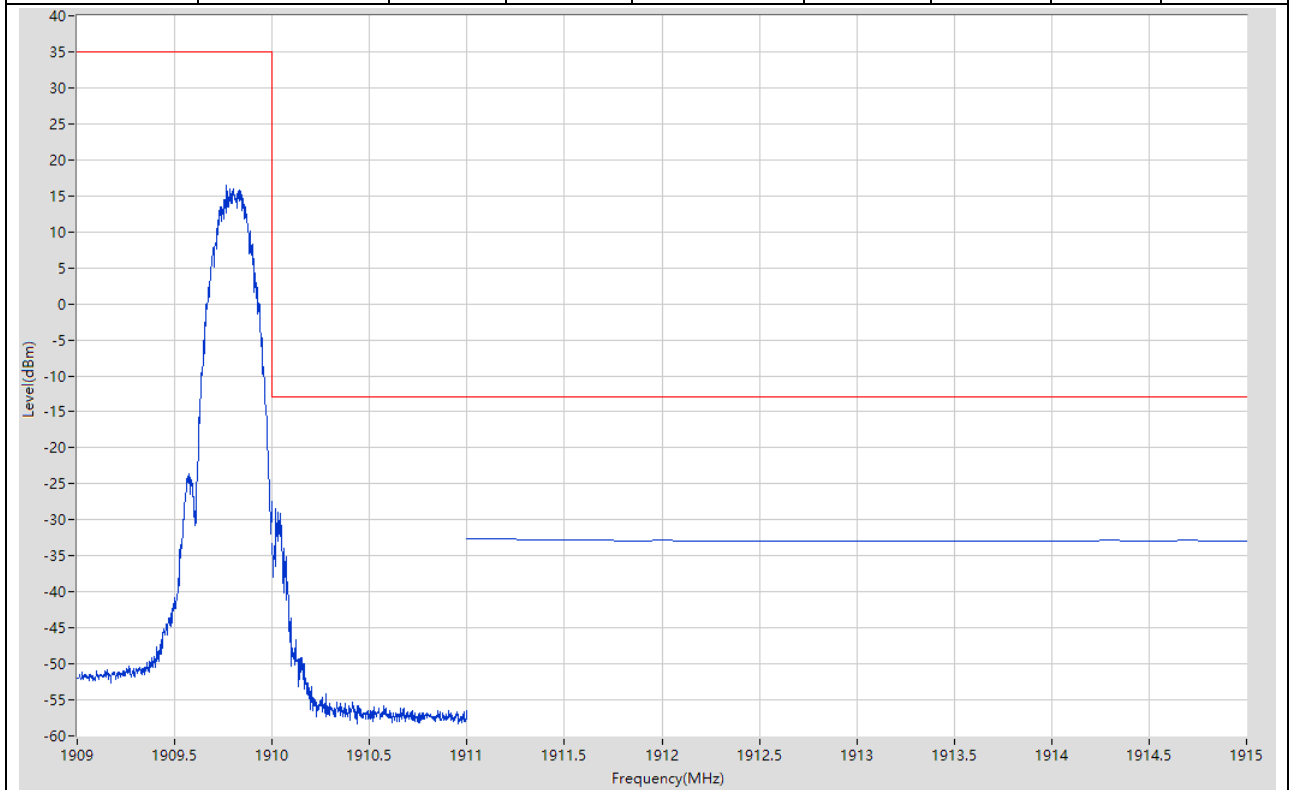
4.1. EGPRS Band Edge_Part22-24(NTNV)(Channel:512)

Start Frequency (MHz)	Stop Frequency (MHz)	RBW (MHz)	Detector	Frequency (MHz)	Power (dBm)	Limit (dBm)	Verdict	Sweep Point
1845	1849	1	RMS	1849	-32.61	-13	Pass	41
1849	1850	0.003	RMS	1849.97	-28.78	-13	Pass	401
1850	1851	0.01	RMS	1850.205	16.53	35	Pass	401



4.2. EGPRS Band Edge_Part22-24(NTNV)(Channel:810)

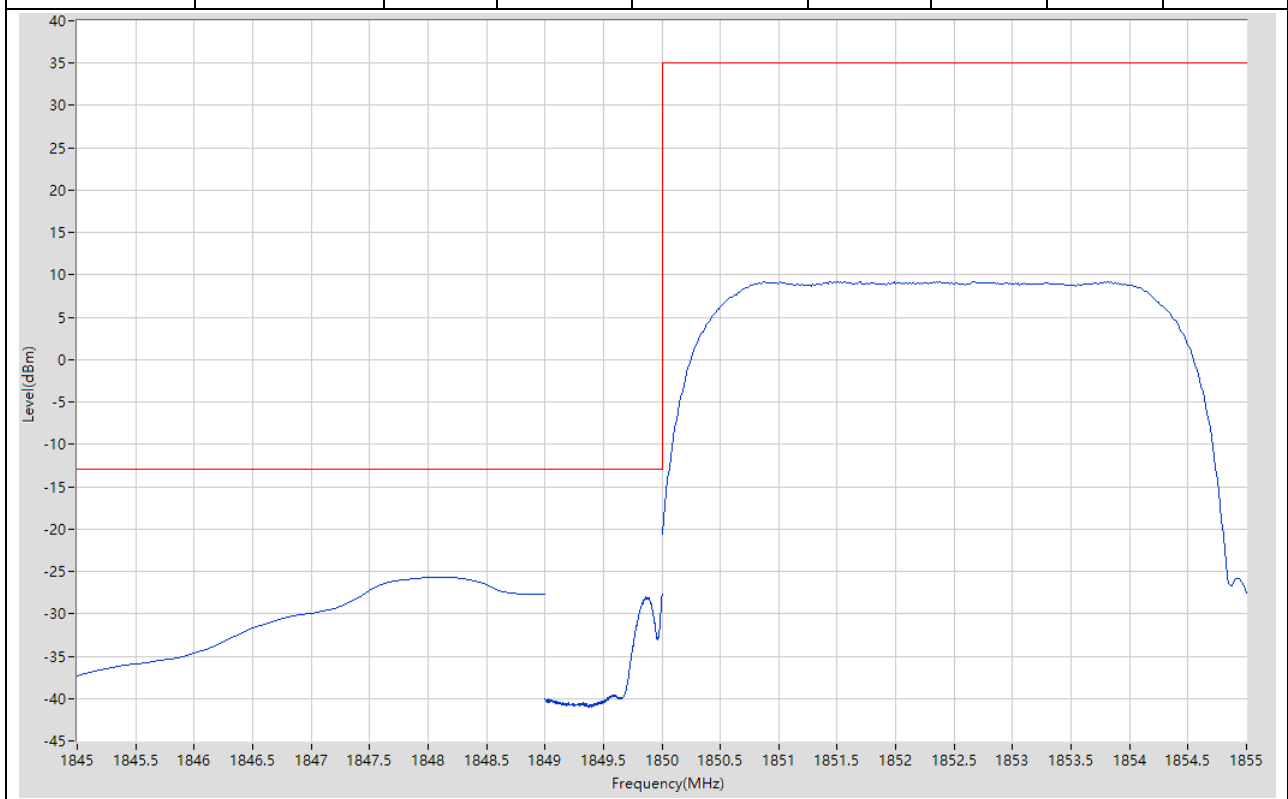
Start Frequency (MHz)	Stop Frequency (MHz)	RBW (MHz)	Detector	Frequency (MHz)	Power (dBm)	Limit (dBm)	Verdict	Sweep Point
1909	1910	0.01	RMS	1909.768	16.47	35	Pass	401
1910	1911	0.003	RMS	1910.02	-28.43	-13	Pass	401
1911	1915	1	RMS	1911	-32.57	-13	Pass	41



5. WCDMA_Band2

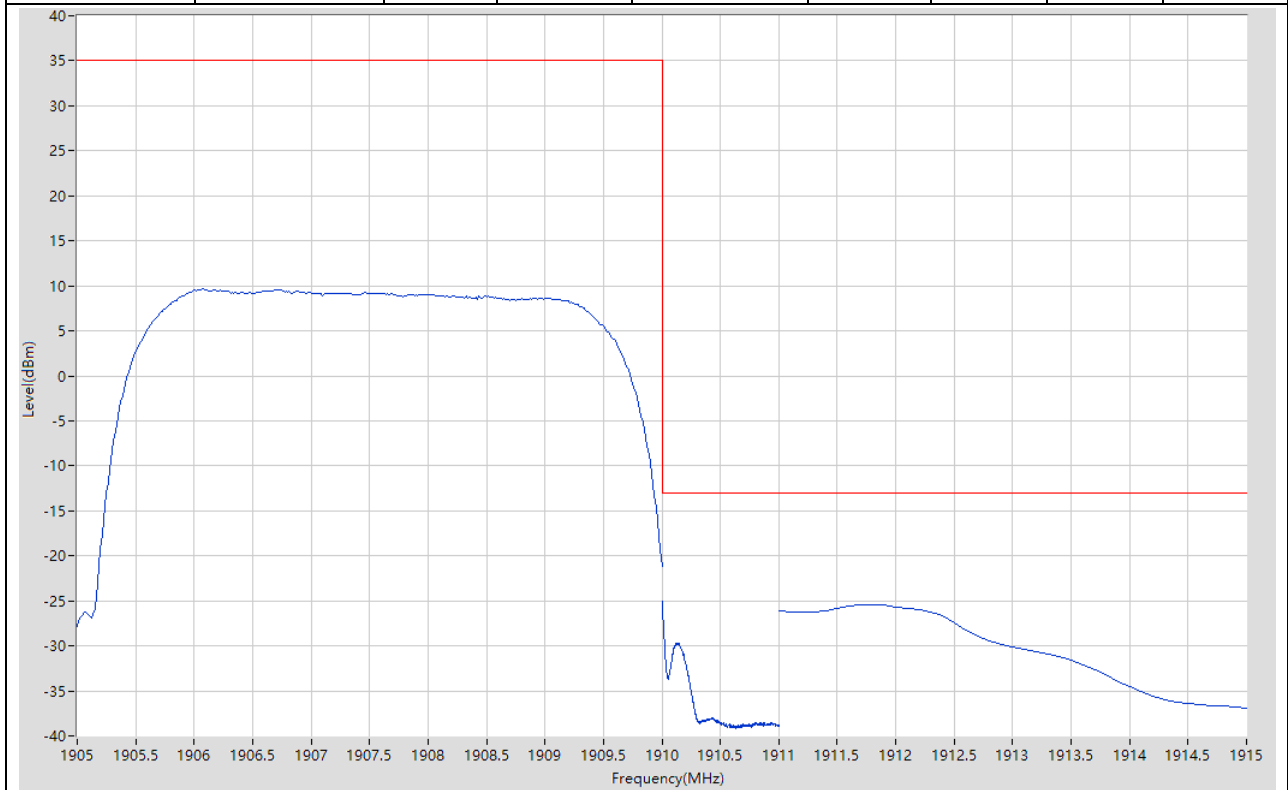
5.1. WCDMA Band Edge_Part22-24-27(NTNV)(Channel:9262)

Start Frequency (MHz)	Stop Frequency (MHz)	RBW (MHz)	Detector	Frequency (MHz)	Power (dBm)	Limit (dBm)	Verdict	Sweep Point
1845	1849	1	RMS	1848.2	-25.68	-13	Pass	41
1849	1850	0.051	RMS	1850	-27.68	-13	Pass	401
1850	1855	0.1	RMS	1851.525	9.24	35	Pass	401



5.2. WCDMA Band Edge_Part22-24-27(NTNV)(Channel:9538)

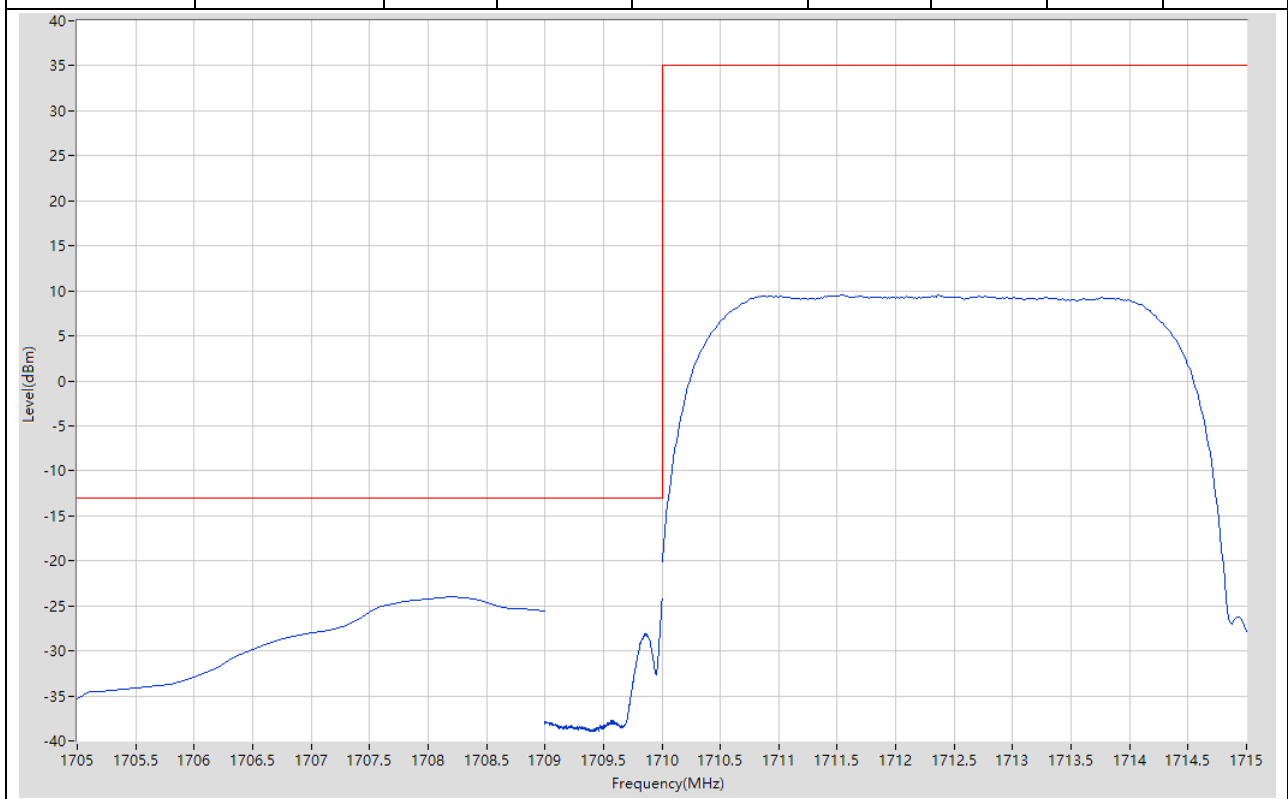
Start Frequency (MHz)	Stop Frequency (MHz)	RBW (MHz)	Detector	Frequency (MHz)	Power (dBm)	Limit (dBm)	Verdict	Sweep Point
1905	1910	0.1	RMS	1906.075	9.63	35	Pass	401
1910	1911	0.051	RMS	1910	-24.99	-13	Pass	401
1911	1915	1	RMS	1911.7	-25.4	-13	Pass	41



6. WCDMA_Band4

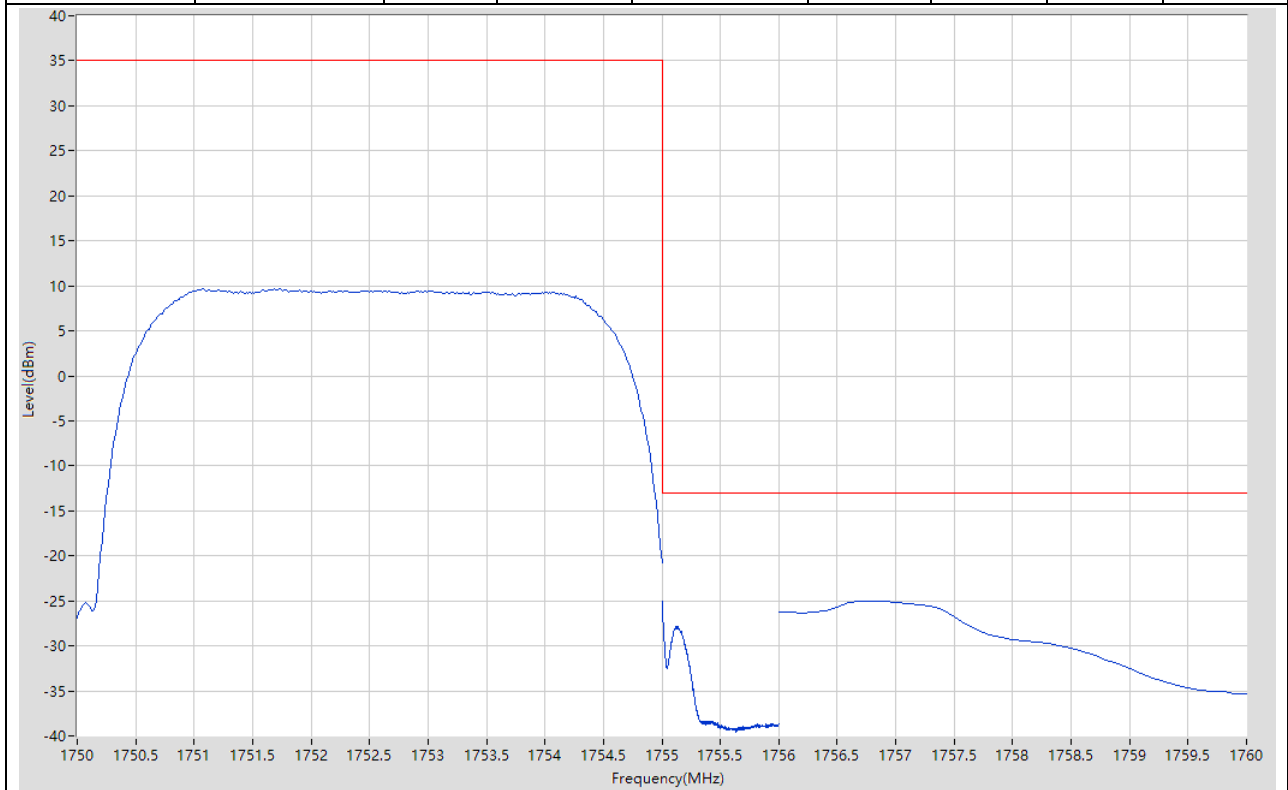
6.1. WCDMA Band Edge_Part22-24-27(NTLV)(Channel:1312)

Start Frequency (MHz)	Stop Frequency (MHz)	RBW (MHz)	Detector	Frequency (MHz)	Power (dBm)	Limit (dBm)	Verdict	Sweep Point
1705	1709	1	RMS	1708.2	-24.02	-13	Pass	41
1709	1710	0.051	RMS	1710	-24.24	-13	Pass	401
1710	1715	0.1	RMS	1711.525	9.51	35	Pass	401



6.2. WCDMA Band Edge_Part22-24-27(NTLV)(Channel:1513)

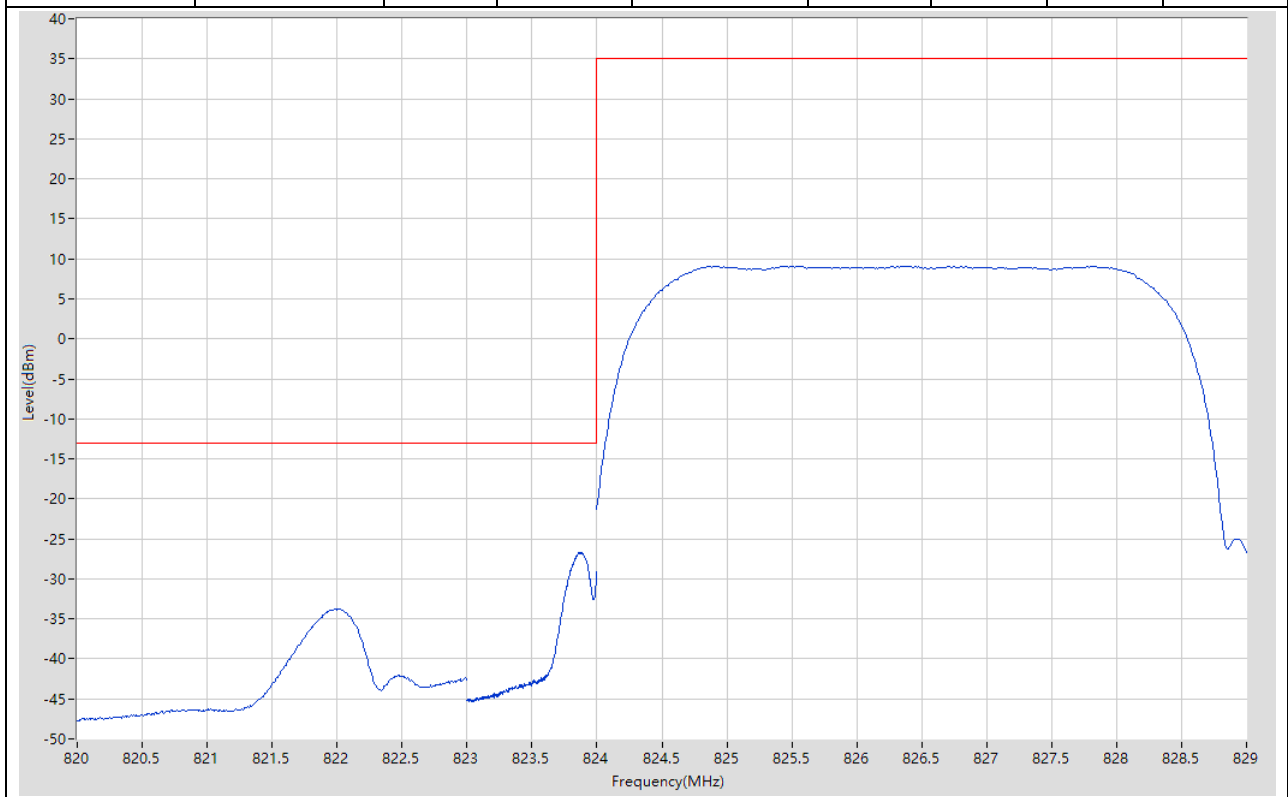
Start Frequency (MHz)	Stop Frequency (MHz)	RBW (MHz)	Detector	Frequency (MHz)	Power (dBm)	Limit (dBm)	Verdict	Sweep Point
1750	1755	0.1	RMS	1751.075	9.65	35	Pass	401
1755	1756	0.051	RMS	1755	-25	-13	Pass	401
1756	1760	1	RMS	1756.8	-24.98	-13	Pass	41



7. WCDMA_Band5

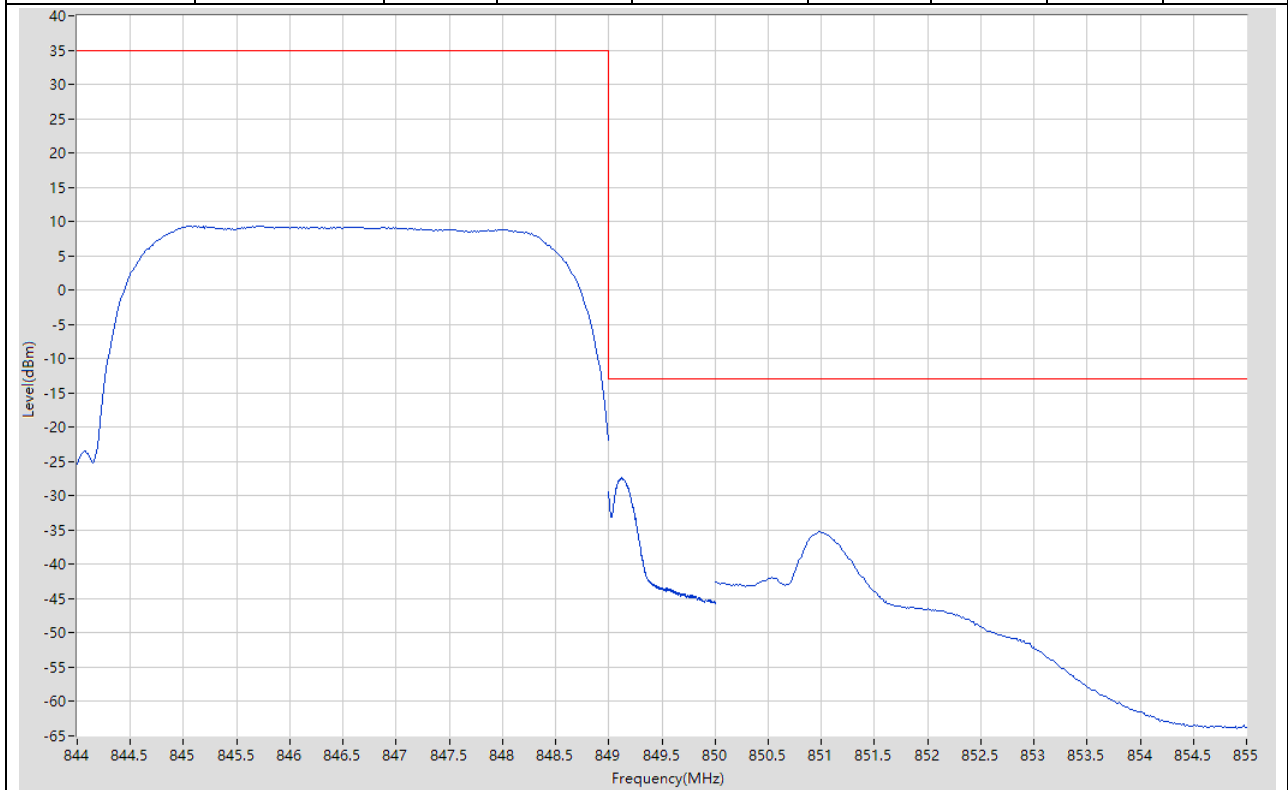
7.1. WCDMA Band Edge_Part22-24-27(NTNV)(Channel:4132)

Start Frequency (MHz)	Stop Frequency (MHz)	RBW (MHz)	Detector	Frequency (MHz)	Power (dBm)	Limit (dBm)	Verdict	Sweep Point
820	823	0.1	RMS	821.995	-33.74	-13	Pass	401
823	824	0.051	RMS	823.88	-26.7	-13	Pass	401
824	829	0.1	RMS	826.413	9.08	35	Pass	401



7.2. WCDMA Band Edge_Part22-24-27(NTNV)(Channel:4233)

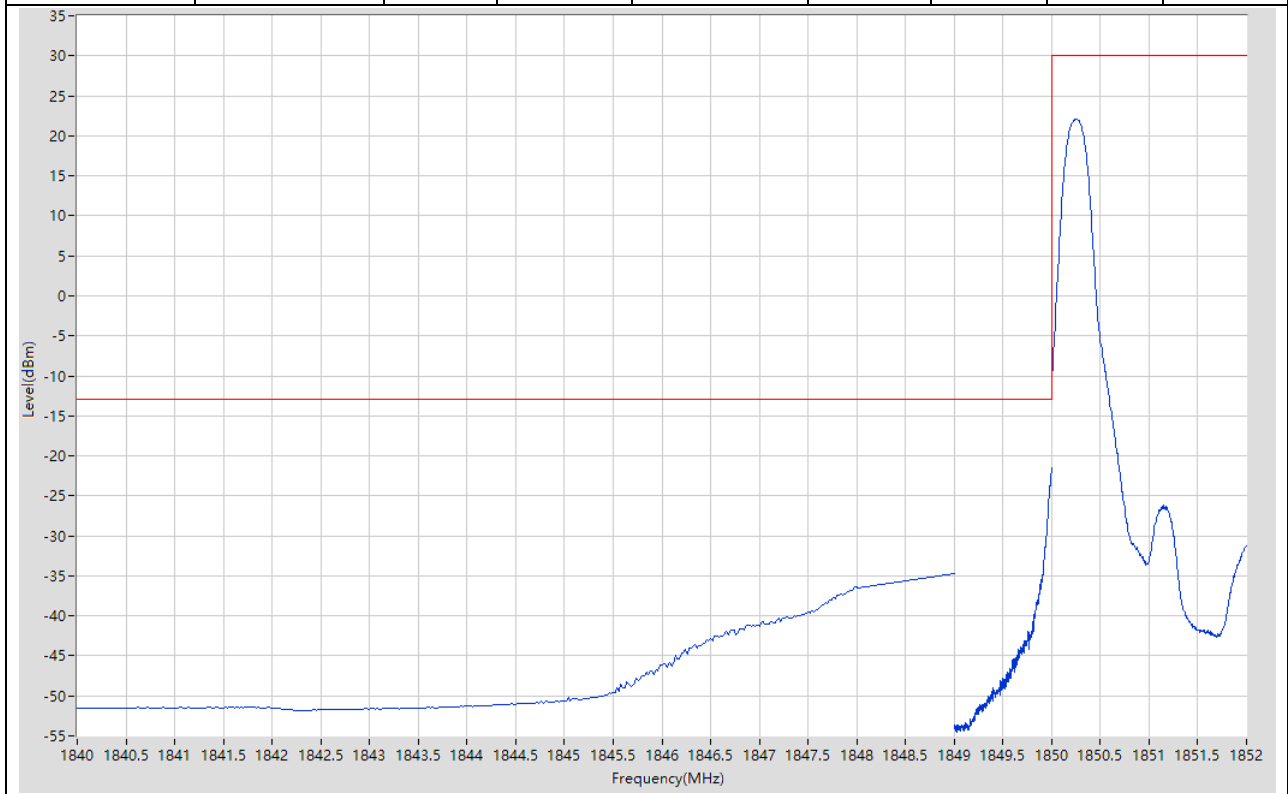
Start Frequency (MHz)	Stop Frequency (MHz)	RBW (MHz)	Detector	Frequency (MHz)	Power (dBm)	Limit (dBm)	Verdict	Sweep Point
844	849	0.1	RMS	845.75	9.41	35	Pass	401
849	850	0.051	RMS	849.118	-27.3	-13	Pass	401
850	855	0.1	RMS	850.988	-35.18	-13	Pass	401



8. LTE_Band2

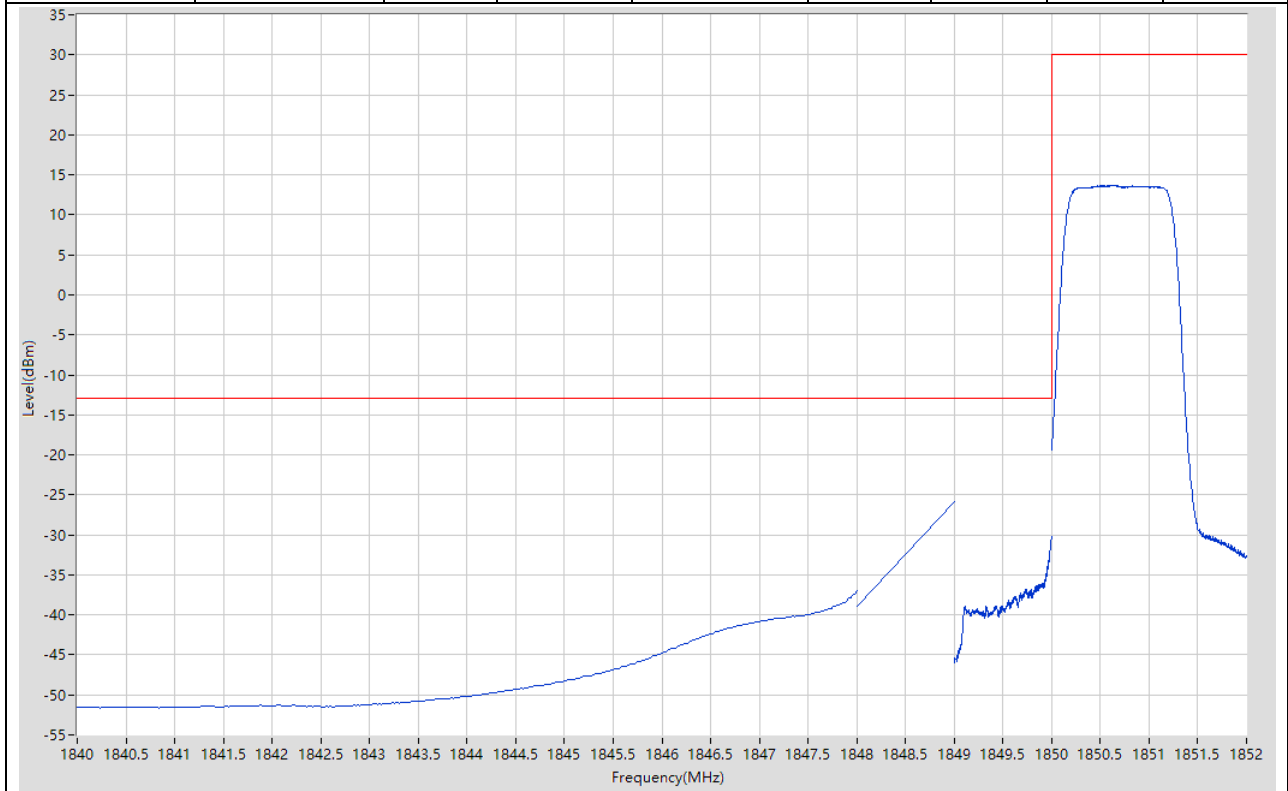
8.1. LTE Band Edge_Part22-24-27(NTNV)(Subtest:1, Channel:18607, Bandwidth:1.4, Modulation:QPSK, RB Number: 1, RB Position:LOW)

Start Frequency (MHz)	Stop Frequency (MHz)	RBW (MHz)	Detector	Frequency (MHz)	Power (dBm)	Limit (dBm)	Verdict	Sweep Point
1840	1848	1	RMS	1848	-36.34	-13	Pass	401
1848	1849	1	RMS	1849	-34.75	-13	Pass	2
1849	1850	0.02	RMS	1850	-21.46	-13	Pass	401
1850	1852	0.1	RMS	1850.25	22.08	30	Pass	401



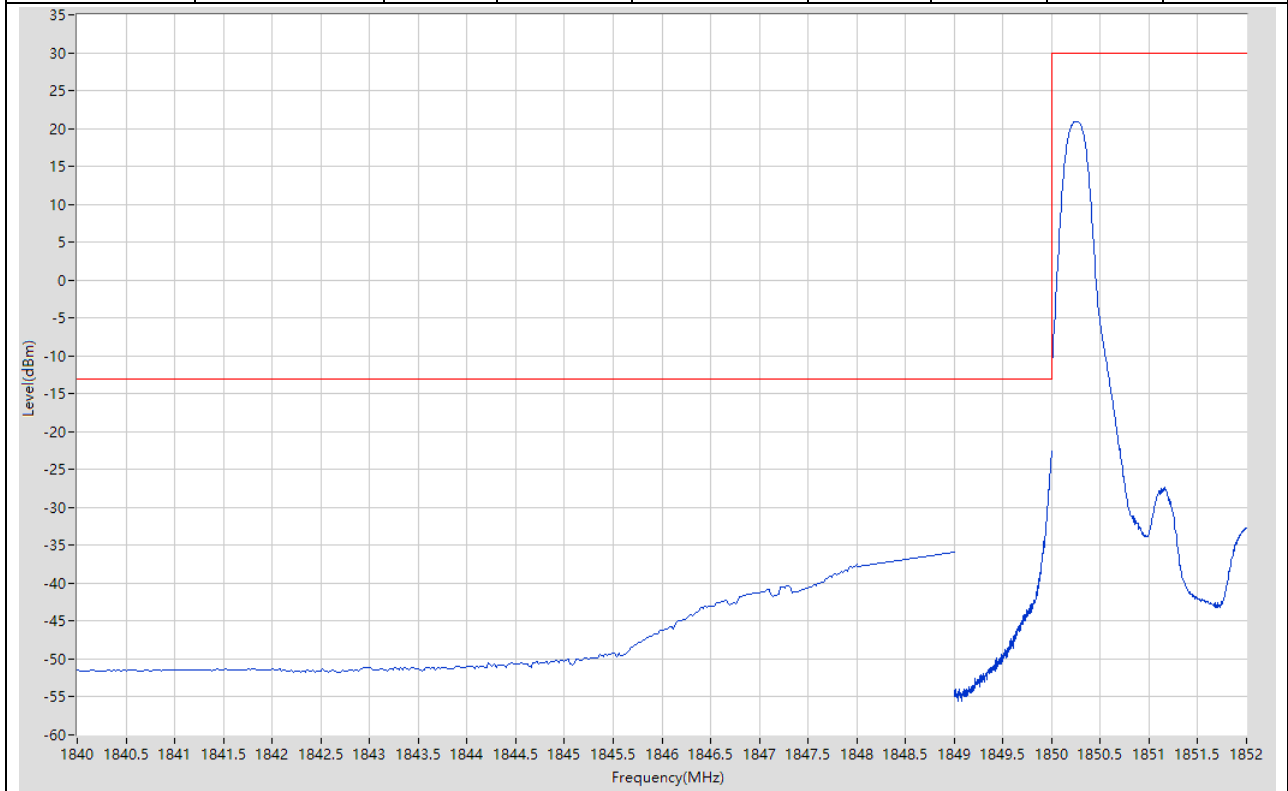
8.2. LTE Band Edge_Part22-24-27(NTNV)(Subtest:2, Channel:18607, Bandwidth:1.4, Modulation:QPSK, RB Number: 6, RB Position:LOW)

Start Frequency (MHz)	Stop Frequency (MHz)	RBW (MHz)	Detector	Frequency (MHz)	Power (dBm)	Limit (dBm)	Verdict	Sweep Point
1840	1848	1	RMS	1848	-37.03	-13	Pass	401
1848	1849	1	RMS	1849	-25.85	-13	Pass	2
1849	1850	0.02	RMS	1850	-30.23	-13	Pass	401
1850	1852	0.1	RMS	1850.645	13.7	30	Pass	401



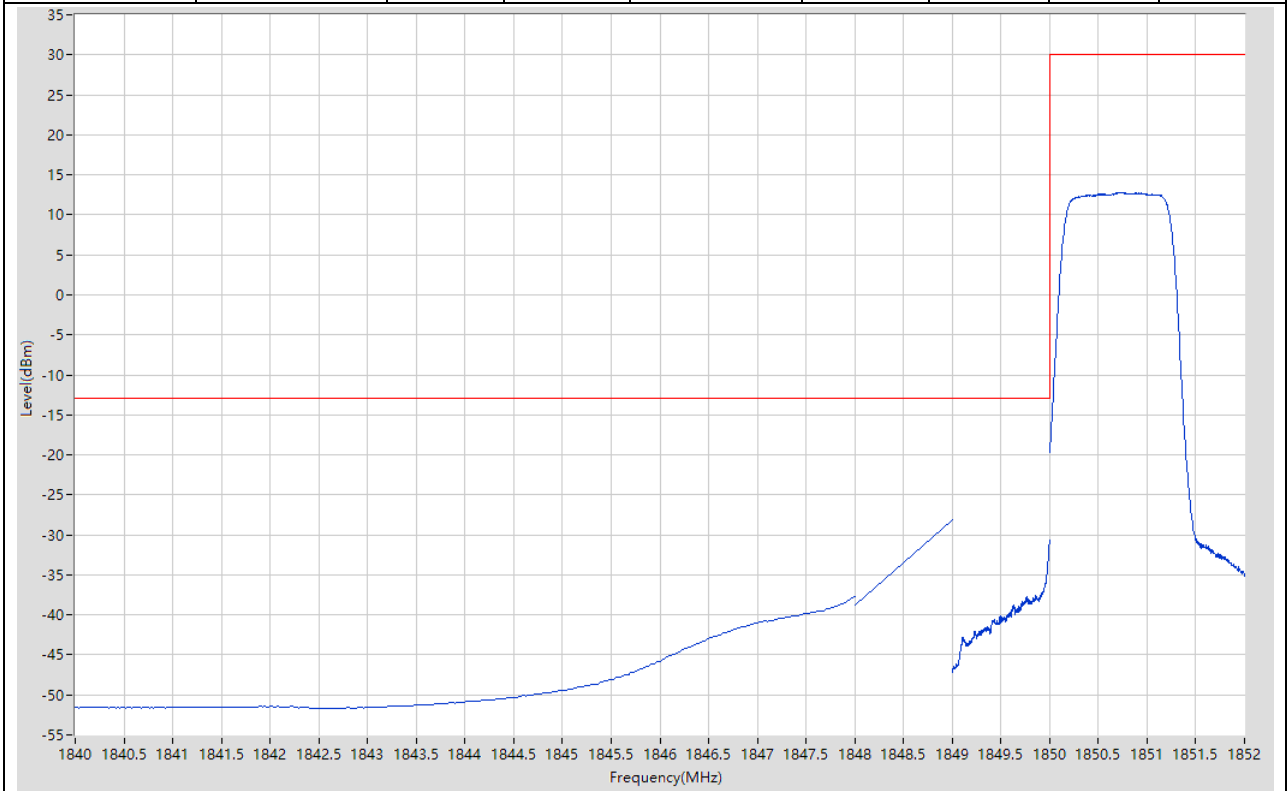
8.3. LTE Band Edge_Part22-24-27(NTNV)(Subtest:3, Channel:18607, Bandwidth:1.4, Modulation:Q16, RB Number: 1, RB Position:LOW)

Start Frequency (MHz)	Stop Frequency (MHz)	RBW (MHz)	Detector	Frequency (MHz)	Power (dBm)	Limit (dBm)	Verdict	Sweep Point
1840	1848	1	RMS	1848	-37.42	-13	Pass	401
1848	1849	1	RMS	1849	-35.83	-13	Pass	2
1849	1850	0.02	RMS	1850	-22.51	-13	Pass	401
1850	1852	0.1	RMS	1850.25	20.96	30	Pass	401



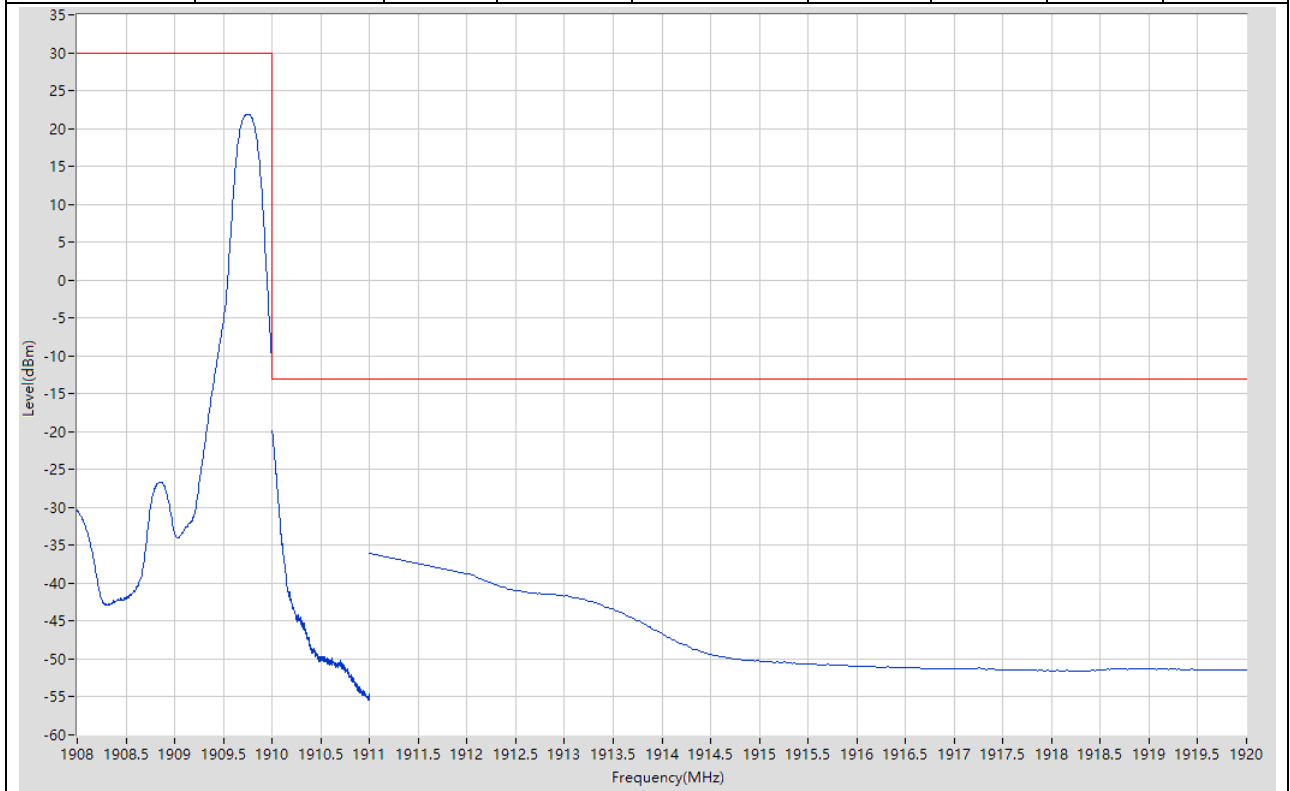
8.4. LTE Band Edge_Part22-24-27(NTNV)(Subtest:4, Channel:18607, Bandwidth:1.4, Modulation:Q16, RB Number: 6, RB Position:LOW)

Start Frequency (MHz)	Stop Frequency (MHz)	RBW (MHz)	Detector	Frequency (MHz)	Power (dBm)	Limit (dBm)	Verdict	Sweep Point
1840	1848	1	RMS	1848	-37.79	-13	Pass	401
1848	1849	1	RMS	1849	-28.13	-13	Pass	2
1849	1850	0.02	RMS	1850	-30.65	-13	Pass	401
1850	1852	0.1	RMS	1850.74	12.77	30	Pass	401



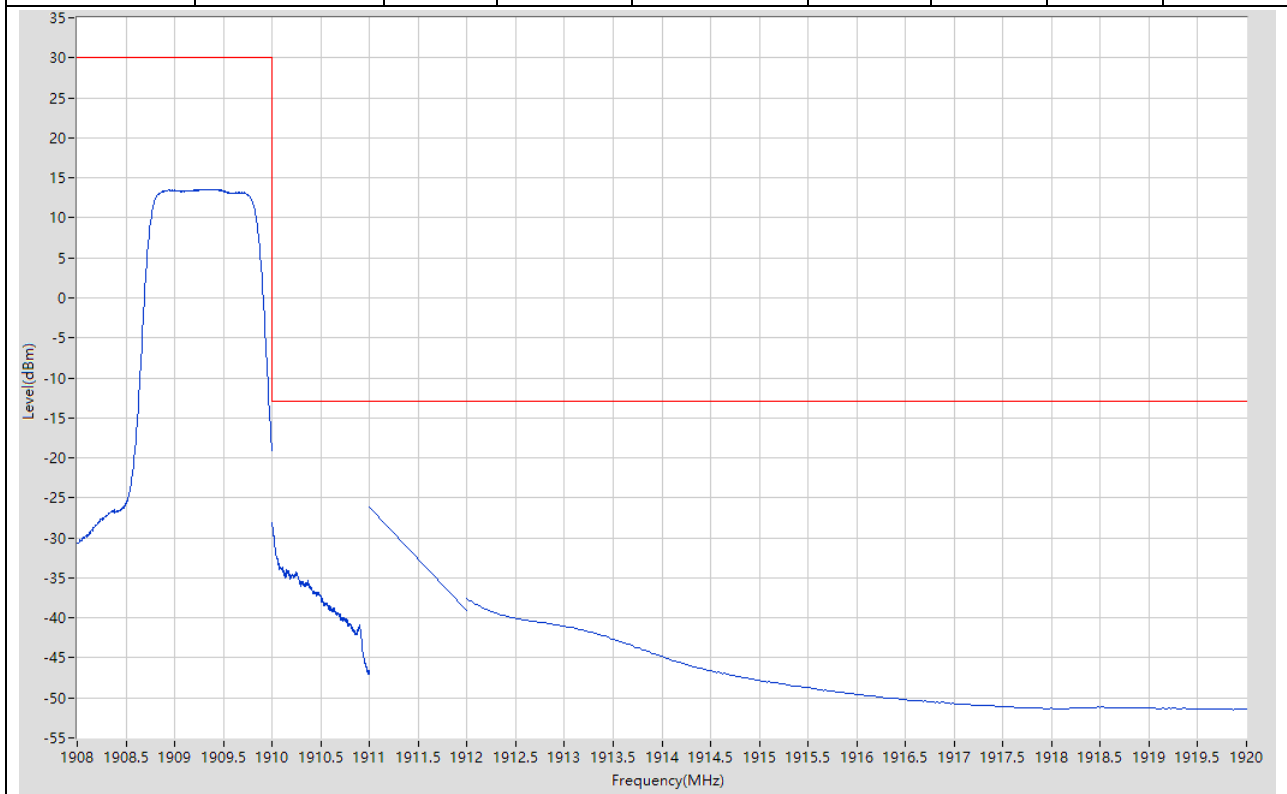
8.5. LTE Band Edge_Part22-24-27(NTNV)(Subtest:5, Channel:19193, Bandwidth:1.4, Modulation:QPSK, RB Number: 1, RB Position:HIGH)

Start Frequency (MHz)	Stop Frequency (MHz)	RBW (MHz)	Detector	Frequency (MHz)	Power (dBm)	Limit (dBm)	Verdict	Sweep Point
1908	1910	0.1	RMS	1909.755	21.87	30	Pass	401
1910	1911	0.02	RMS	1910	-19.8	-13	Pass	401
1911	1912	1	RMS	1911	-36.02	-13	Pass	2
1912	1920	1	RMS	1912	-38.71	-13	Pass	401



8.6. LTE Band Edge_Part22-24-27(NTNV)(Subtest:6, Channel:19193, Bandwidth:1.4, Modulation:QPSK, RB Number: 6, RB Position:HIGH)

Start Frequency (MHz)	Stop Frequency (MHz)	RBW (MHz)	Detector	Frequency (MHz)	Power (dBm)	Limit (dBm)	Verdict	Sweep Point
1908	1910	0.1	RMS	1909.435	13.56	30	Pass	401
1910	1911	0.02	RMS	1910	-28.11	-13	Pass	401
1911	1912	1	RMS	1911	-26.13	-13	Pass	2
1912	1920	1	RMS	1912	-37.58	-13	Pass	401



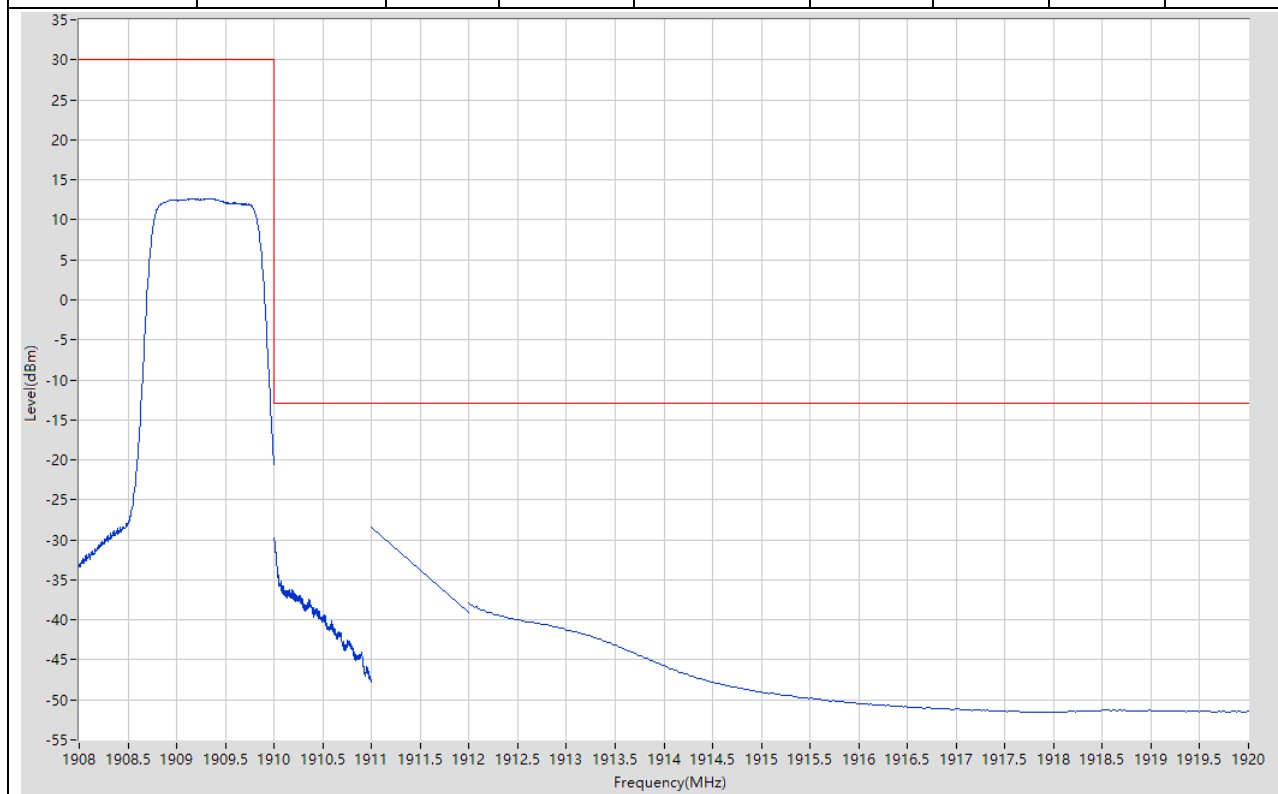
8.7. LTE Band Edge_Part22-24-27(NTNV)(Subtest:7, Channel:19193, Bandwidth:1.4, Modulation:Q16, RB Number: 1, RB Position:HIGH)

Start Frequency (MHz)	Stop Frequency (MHz)	RBW (MHz)	Detector	Frequency (MHz)	Power (dBm)	Limit (dBm)	Verdict	Sweep Point
1908	1910	0.1	RMS	1909.75	20.85	30	Pass	401
1910	1911	0.02	RMS	1910	-20.94	-13	Pass	401
1911	1912	1	RMS	1911	-36.97	-13	Pass	2
1912	1920	1	RMS	1912	-39.5	-13	Pass	401



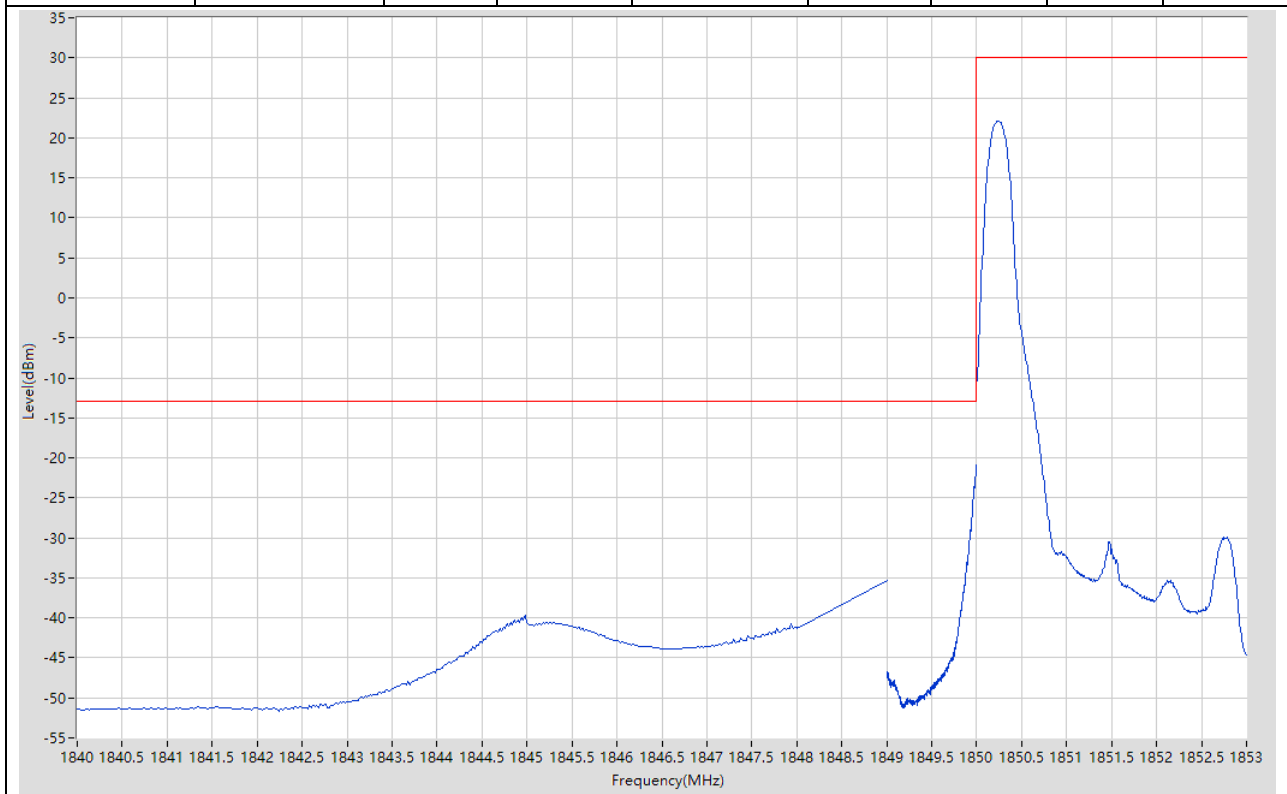
8.8. LTE Band Edge_Part22-24-27(NTNV)(Subtest:8, Channel:19193, Bandwidth:1.4, Modulation:Q16, RB Number: 6, RB Position:HIGH)

Start Frequency (MHz)	Stop Frequency (MHz)	RBW (MHz)	Detector	Frequency (MHz)	Power (dBm)	Limit (dBm)	Verdict	Sweep Point
1908	1910	0.1	RMS	1909.15	12.68	30	Pass	401
1910	1911	0.02	RMS	1910	-29.83	-13	Pass	401
1911	1912	1	RMS	1911	-28.42	-13	Pass	2
1912	1920	1	RMS	1912	-37.9	-13	Pass	401



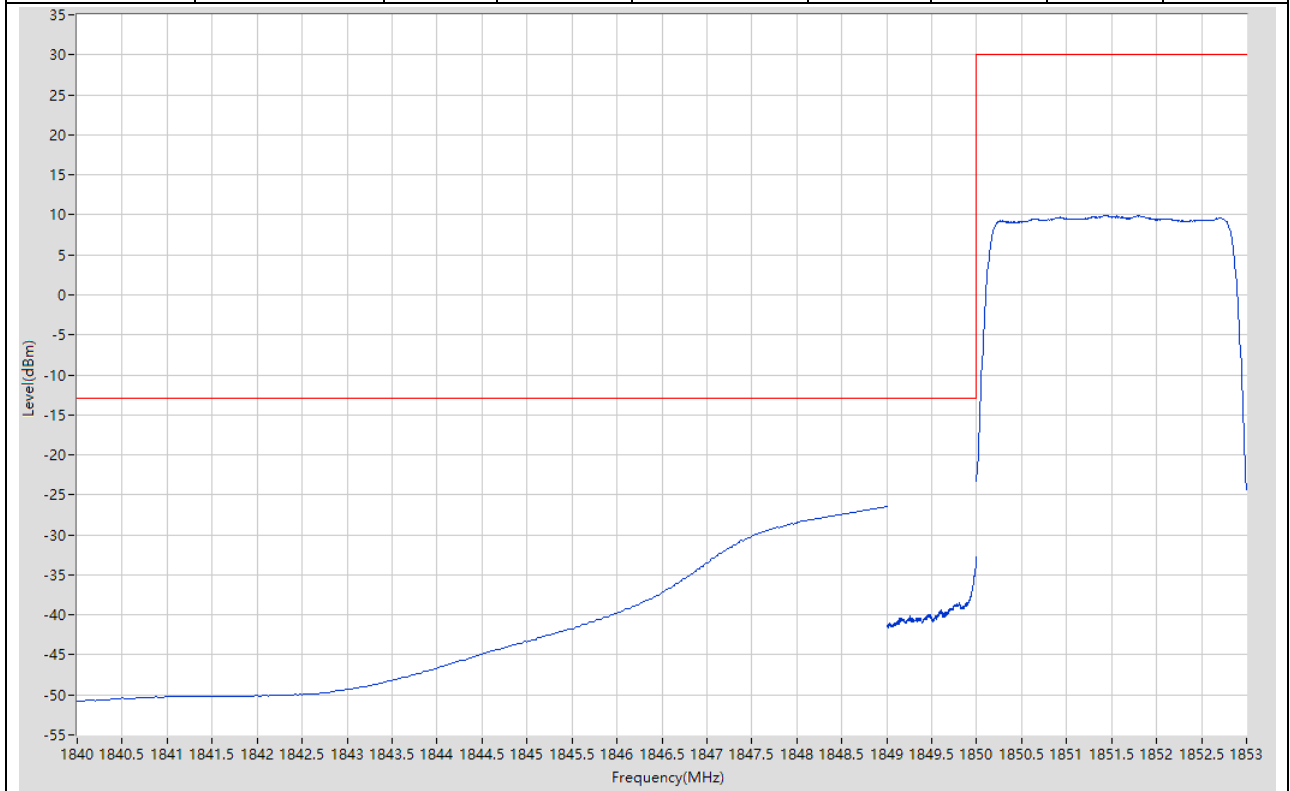
8.9. LTE Band Edge_Part22-24-27(NTNV)(Subtest:9, Channel:18615, Bandwidth:3, Modulation:QPSK, RB Number: 1, RB Position:LOW)

Start Frequency (MHz)	Stop Frequency (MHz)	RBW (MHz)	Detector	Frequency (MHz)	Power (dBm)	Limit (dBm)	Verdict	Sweep Point
1840	1848	1	RMS	1844.98	-39.73	-13	Pass	401
1848	1849	1	RMS	1849	-35.39	-13	Pass	2
1849	1850	0.03	RMS	1850	-20.83	-13	Pass	401
1850	1853	0.1	RMS	1850.248	22.1	30	Pass	401



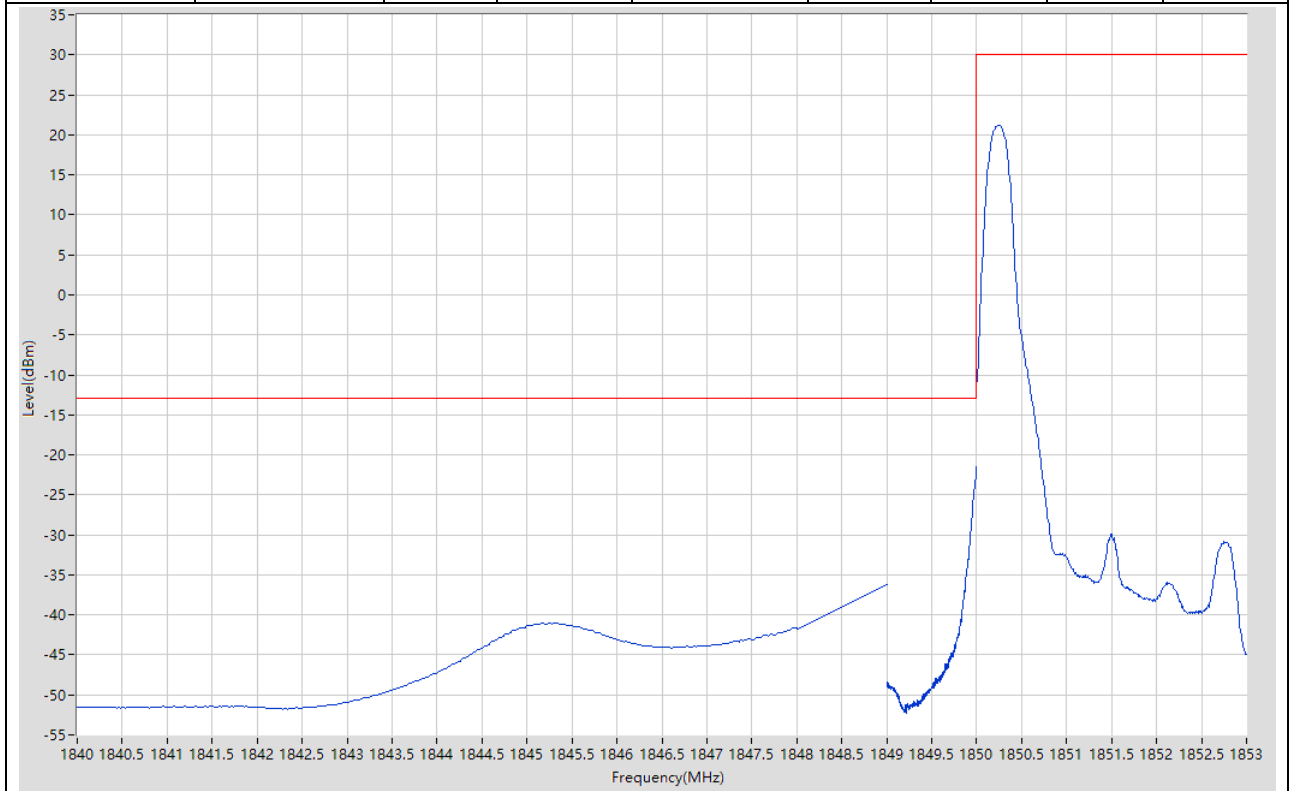
8.10. LTE Band Edge_Part22-24-27(NTNV)(Subtest:10, Channel:18615, Bandwidth:3, Modulation:QPSK, RB Number: 15, RB Position:LOW)

Start Frequency (MHz)	Stop Frequency (MHz)	RBW (MHz)	Detector	Frequency (MHz)	Power (dBm)	Limit (dBm)	Verdict	Sweep Point
1840	1848	1	RMS	1847.94	-28.58	-13	Pass	401
1848	1849	1	RMS	1849	-26.44	-13	Pass	2
1849	1850	0.03	RMS	1850	-32.7	-13	Pass	401
1850	1853	0.1	RMS	1851.425	9.92	30	Pass	401



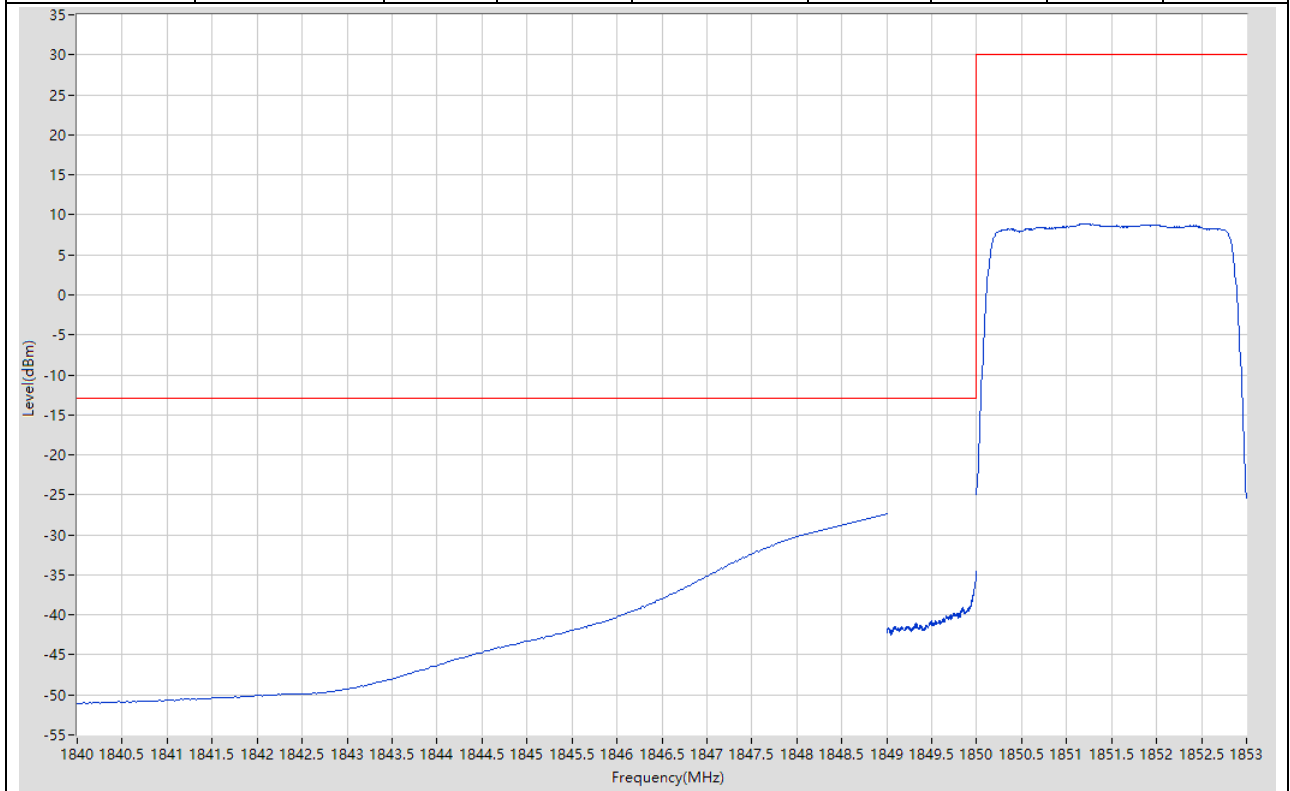
8.11. LTE Band Edge_Part22-24-27(NTNV)(Subtest:11, Channel:18615, Bandwidth:3, Modulation:Q16, RB Number: 1, RB Position:LOW)

Start Frequency (MHz)	Stop Frequency (MHz)	RBW (MHz)	Detector	Frequency (MHz)	Power (dBm)	Limit (dBm)	Verdict	Sweep Point
1840	1848	1	RMS	1845.24	-40.97	-13	Pass	401
1848	1849	1	RMS	1849	-36.29	-13	Pass	2
1849	1850	0.03	RMS	1850	-21.45	-13	Pass	401
1850	1853	0.1	RMS	1850.233	21.22	30	Pass	401



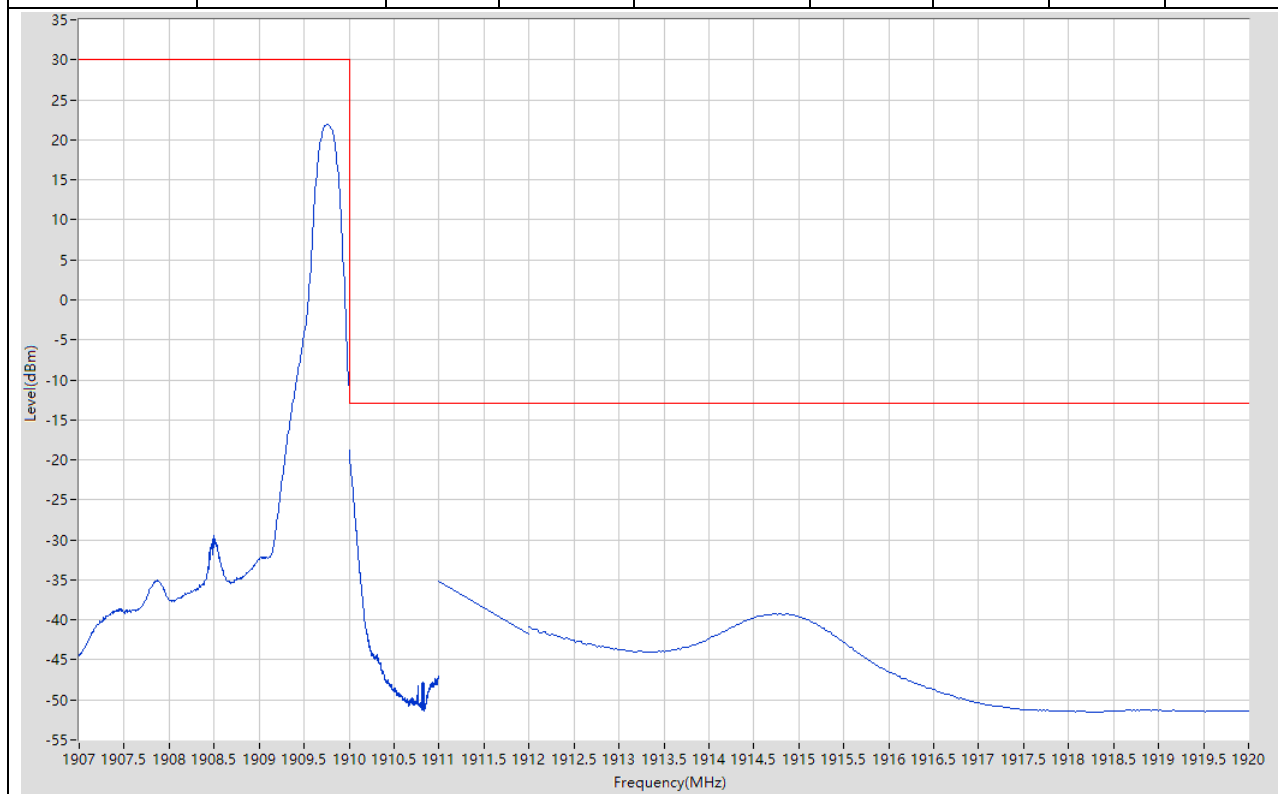
8.12. LTE Band Edge_Part22-24-27(NTNV)(Subtest:12, Channel:18615, Bandwidth:3, Modulation:Q16, RB Number: 15, RB Position:LOW)

Start Frequency (MHz)	Stop Frequency (MHz)	RBW (MHz)	Detector	Frequency (MHz)	Power (dBm)	Limit (dBm)	Verdict	Sweep Point
1840	1848	1	RMS	1848	-30.22	-13	Pass	401
1848	1849	1	RMS	1849	-27.34	-13	Pass	2
1849	1850	0.03	RMS	1850	-34.57	-13	Pass	401
1850	1853	0.1	RMS	1851.208	8.87	30	Pass	401



8.13. LTE Band Edge_Part22-24-27(NTNV)(Subtest:13, Channel:19185, Bandwidth:3, Modulation:QPSK, RB Number: 1, RB Position:HIGH)

Start Frequency (MHz)	Stop Frequency (MHz)	RBW (MHz)	Detector	Frequency (MHz)	Power (dBm)	Limit (dBm)	Verdict	Sweep Point
1907	1910	0.1	RMS	1909.753	21.94	30	Pass	401
1910	1911	0.03	RMS	1910	-18.78	-13	Pass	401
1911	1912	1	RMS	1911	-35.1	-13	Pass	2
1912	1920	1	RMS	1914.86	-39.23	-13	Pass	401



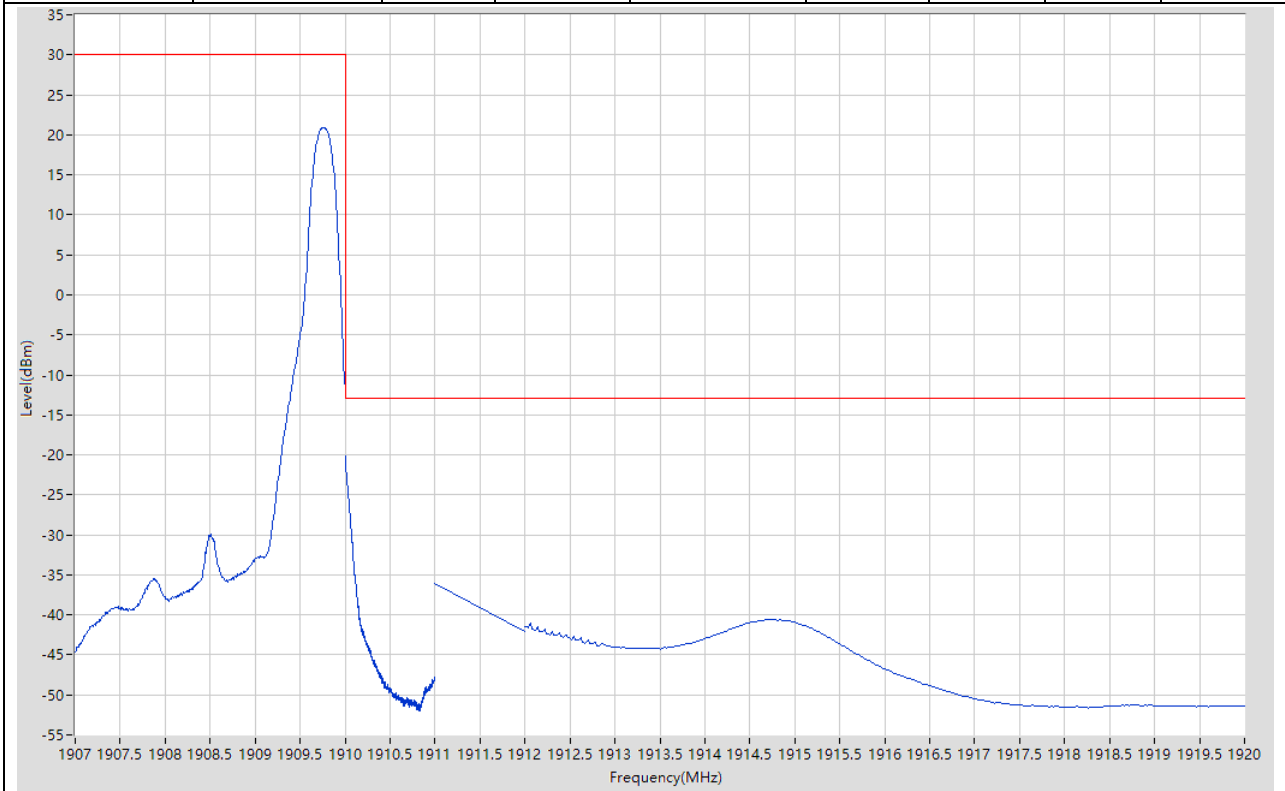
8.14. LTE Band Edge_Part22-24-27(NTNV)(Subtest:14, Channel:19185, Bandwidth:3, Modulation:QPSK, RB Number: 15, RB Position:HIGH)

Start Frequency (MHz)	Stop Frequency (MHz)	RBW (MHz)	Detector	Frequency (MHz)	Power (dBm)	Limit (dBm)	Verdict	Sweep Point
1907	1910	0.1	RMS	1908.08	9.86	30	Pass	401
1910	1911	0.03	RMS	1910.003	-32.48	-13	Pass	401
1911	1912	1	RMS	1911	-24.69	-13	Pass	2
1912	1920	1	RMS	1912	-28.61	-13	Pass	401



8.15. LTE Band Edge_Part22-24-27(NTNV)(Subtest:15, Channel:19185, Bandwidth:3, Modulation:Q16, RB Number: 1, RB Position:HIGH)

Start Frequency (MHz)	Stop Frequency (MHz)	RBW (MHz)	Detector	Frequency (MHz)	Power (dBm)	Limit (dBm)	Verdict	Sweep Point
1907	1910	0.1	RMS	1909.76	20.95	30	Pass	401
1910	1911	0.03	RMS	1910	-20.17	-13	Pass	401
1911	1912	1	RMS	1911	-36.03	-13	Pass	2
1912	1920	1	RMS	1914.76	-40.55	-13	Pass	401



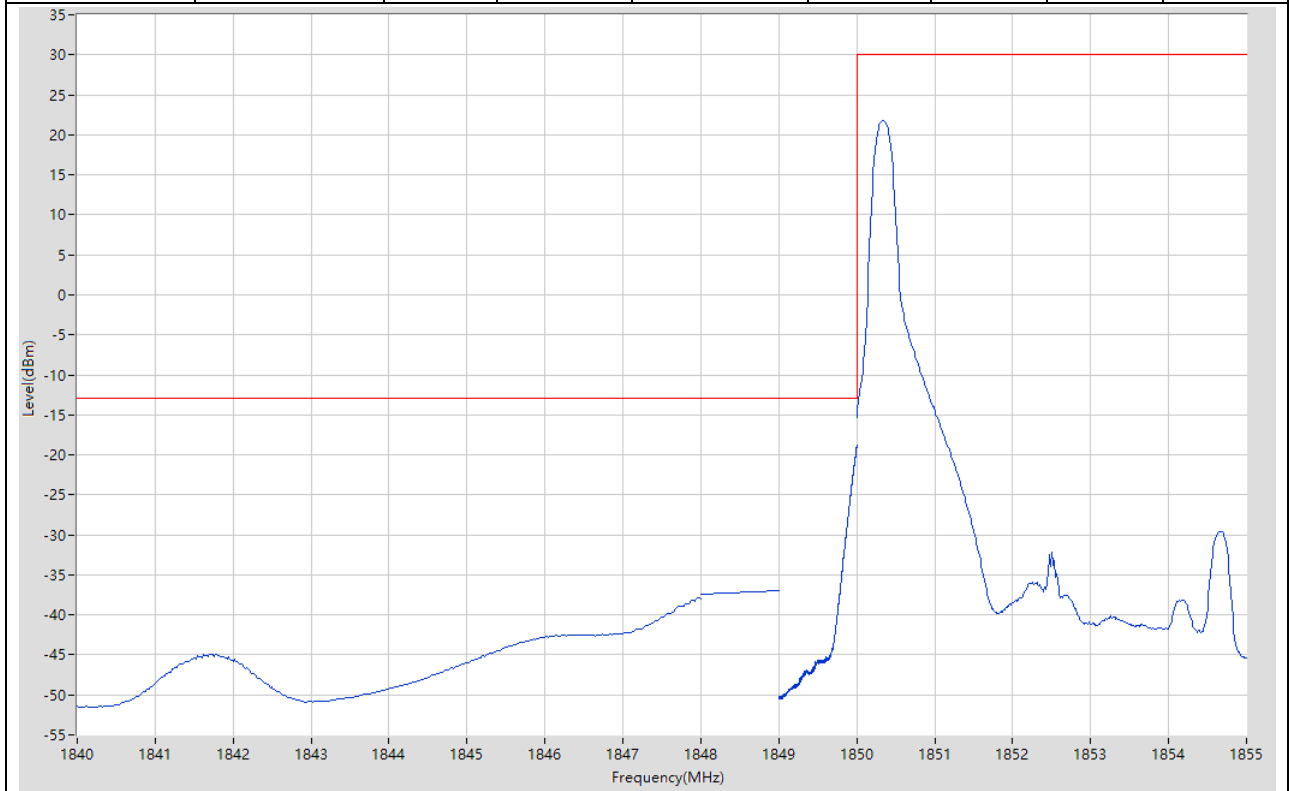
8.16. LTE Band Edge_Part22-24-27(NTNV)(Subtest:16, Channel:19185, Bandwidth:3, Modulation:Q16, RB Number: 15, RB Position:HIGH)

Start Frequency (MHz)	Stop Frequency (MHz)	RBW (MHz)	Detector	Frequency (MHz)	Power (dBm)	Limit (dBm)	Verdict	Sweep Point
1907	1910	0.1	RMS	1907.96	8.65	30	Pass	401
1910	1911	0.03	RMS	1910	-33.02	-13	Pass	401
1911	1912	1	RMS	1911	-26.62	-13	Pass	2
1912	1920	1	RMS	1912	-30.58	-13	Pass	401



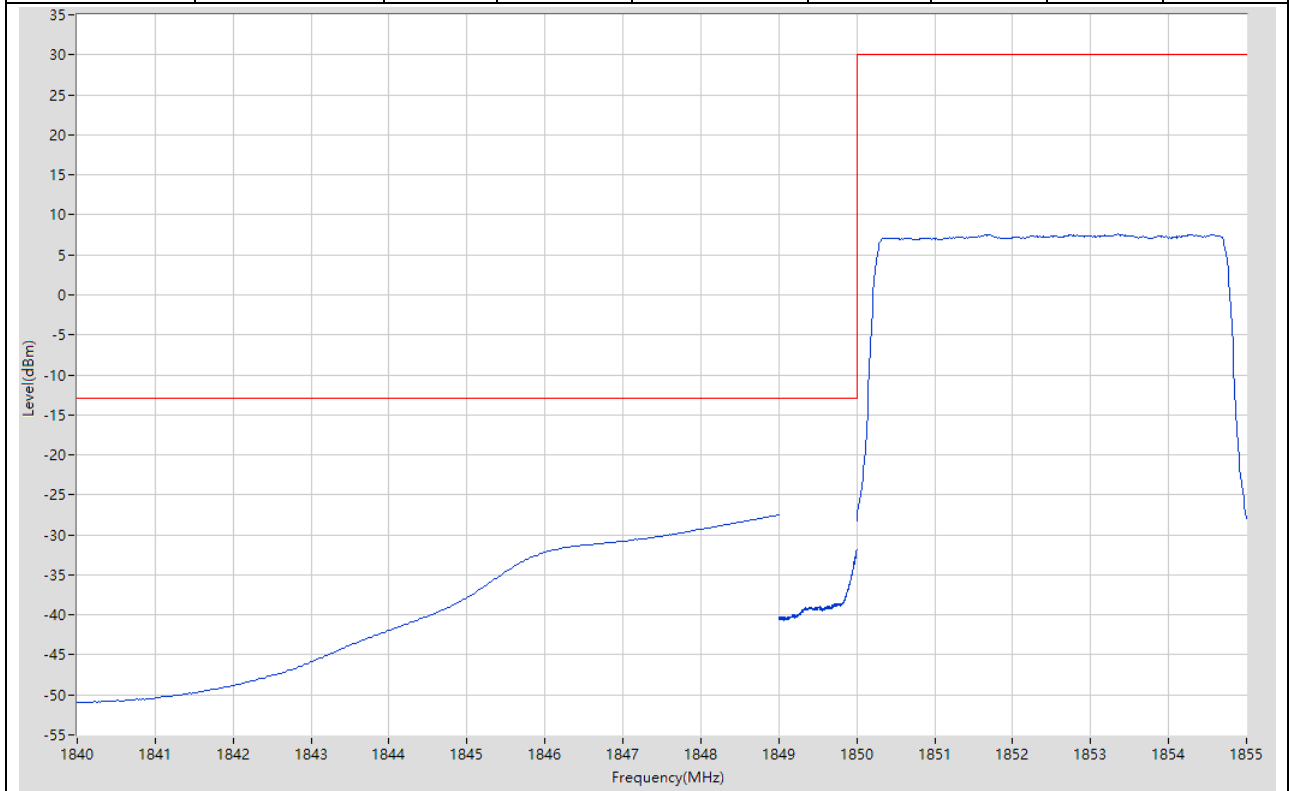
8.17. LTE Band Edge_Part22-24-27(NTNV)(Subtest:17, Channel:18625, Bandwidth:5, Modulation:QPSK, RB Number: 1, RB Position:LOW)

Start Frequency (MHz)	Stop Frequency (MHz)	RBW (MHz)	Detector	Frequency (MHz)	Power (dBm)	Limit (dBm)	Verdict	Sweep Point
1840	1848	1	RMS	1847.96	-37.87	-13	Pass	401
1848	1849	1	RMS	1849	-36.95	-13	Pass	2
1849	1850	0.051	RMS	1850	-18.75	-13	Pass	401
1850	1855	0.1	RMS	1850.338	21.8	30	Pass	401



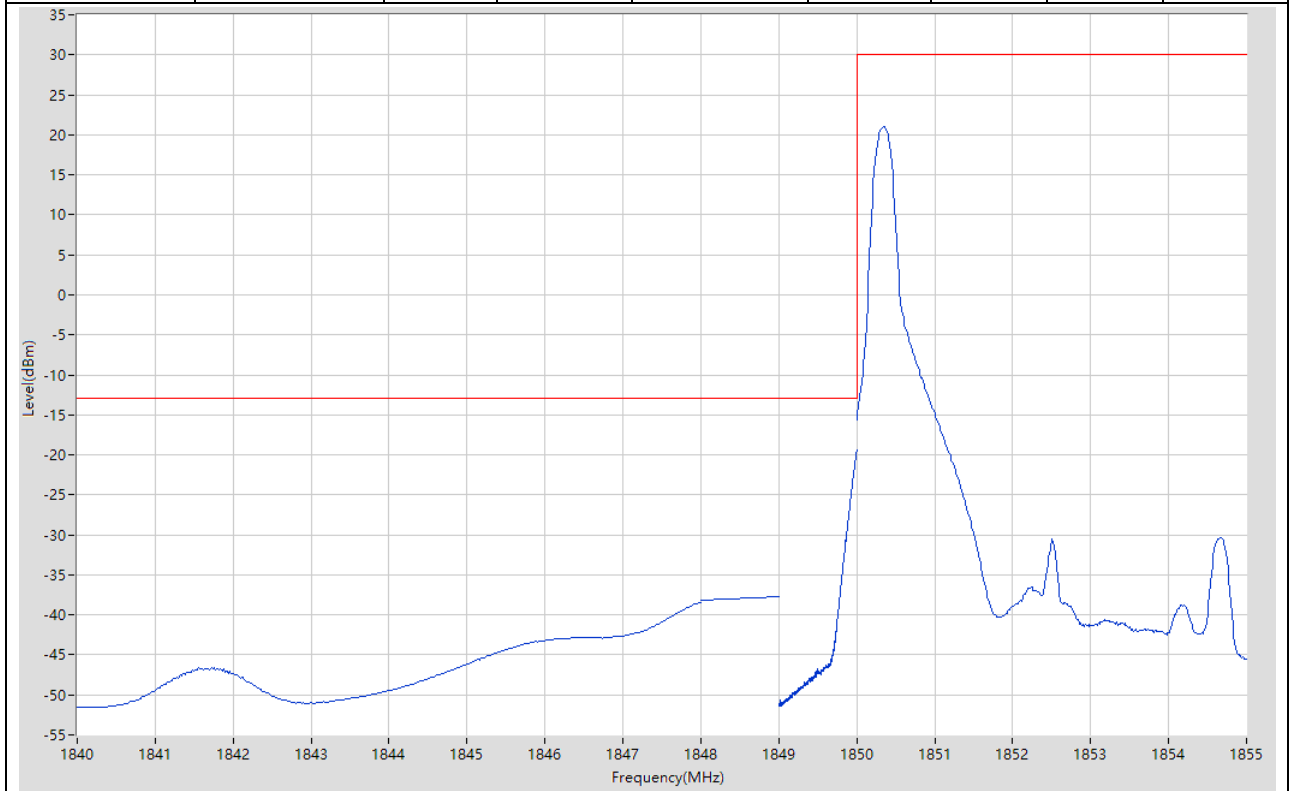
8.18. LTE Band Edge_Part22-24-27(NTNV)(Subtest:18, Channel:18625, Bandwidth:5, Modulation:QPSK, RB Number: 25, RB Position:LOW)

Start Frequency (MHz)	Stop Frequency (MHz)	RBW (MHz)	Detector	Frequency (MHz)	Power (dBm)	Limit (dBm)	Verdict	Sweep Point
1840	1848	1	RMS	1848	-29.28	-13	Pass	401
1848	1849	1	RMS	1849	-27.56	-13	Pass	2
1849	1850	0.051	RMS	1850	-31.84	-13	Pass	401
1850	1855	0.1	RMS	1853.35	7.59	30	Pass	401



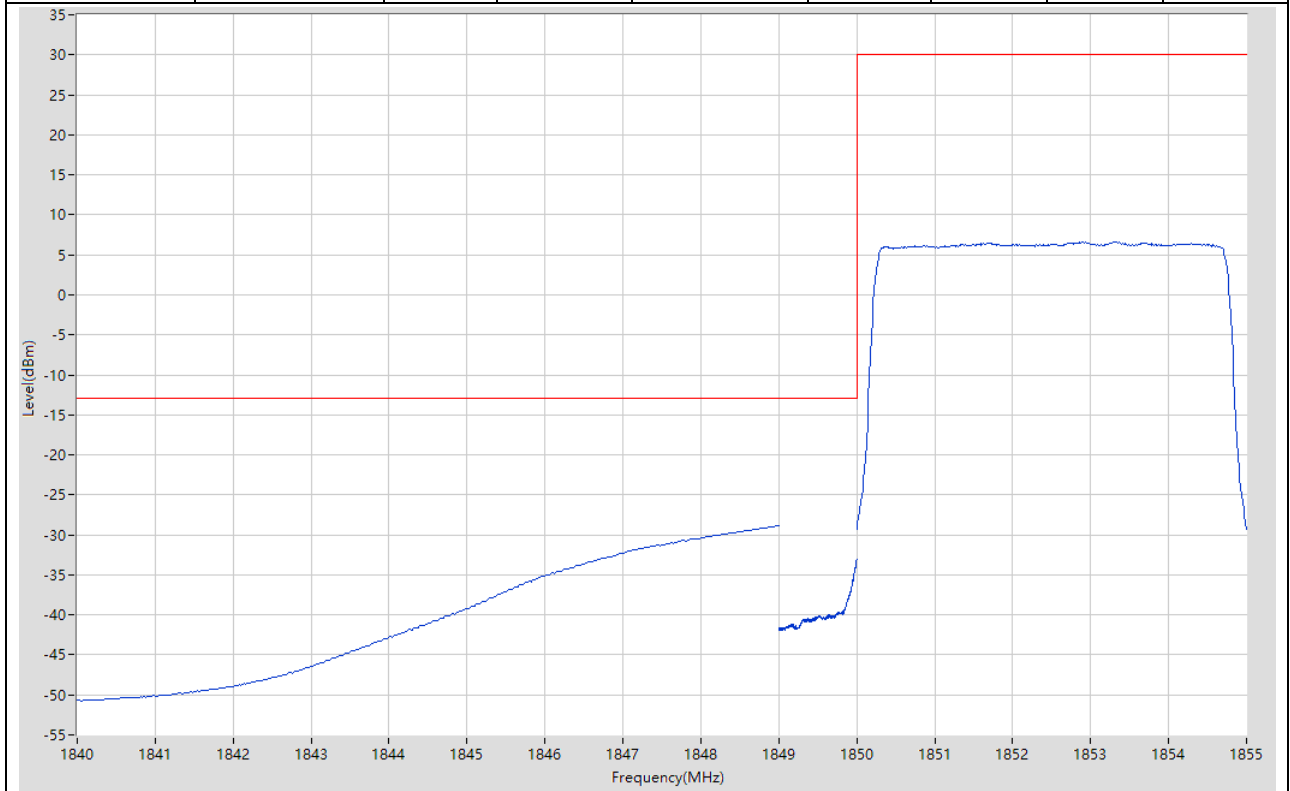
8.19. LTE Band Edge_Part22-24-27(NTNV)(Subtest:19, Channel:18625, Bandwidth:5, Modulation:Q16, RB Number: 1, RB Position:LOW)

Start Frequency (MHz)	Stop Frequency (MHz)	RBW (MHz)	Detector	Frequency (MHz)	Power (dBm)	Limit (dBm)	Verdict	Sweep Point
1840	1848	1	RMS	1848	-38.42	-13	Pass	401
1848	1849	1	RMS	1849	-37.77	-13	Pass	2
1849	1850	0.051	RMS	1850	-19.39	-13	Pass	401
1850	1855	0.1	RMS	1850.35	21.03	30	Pass	401



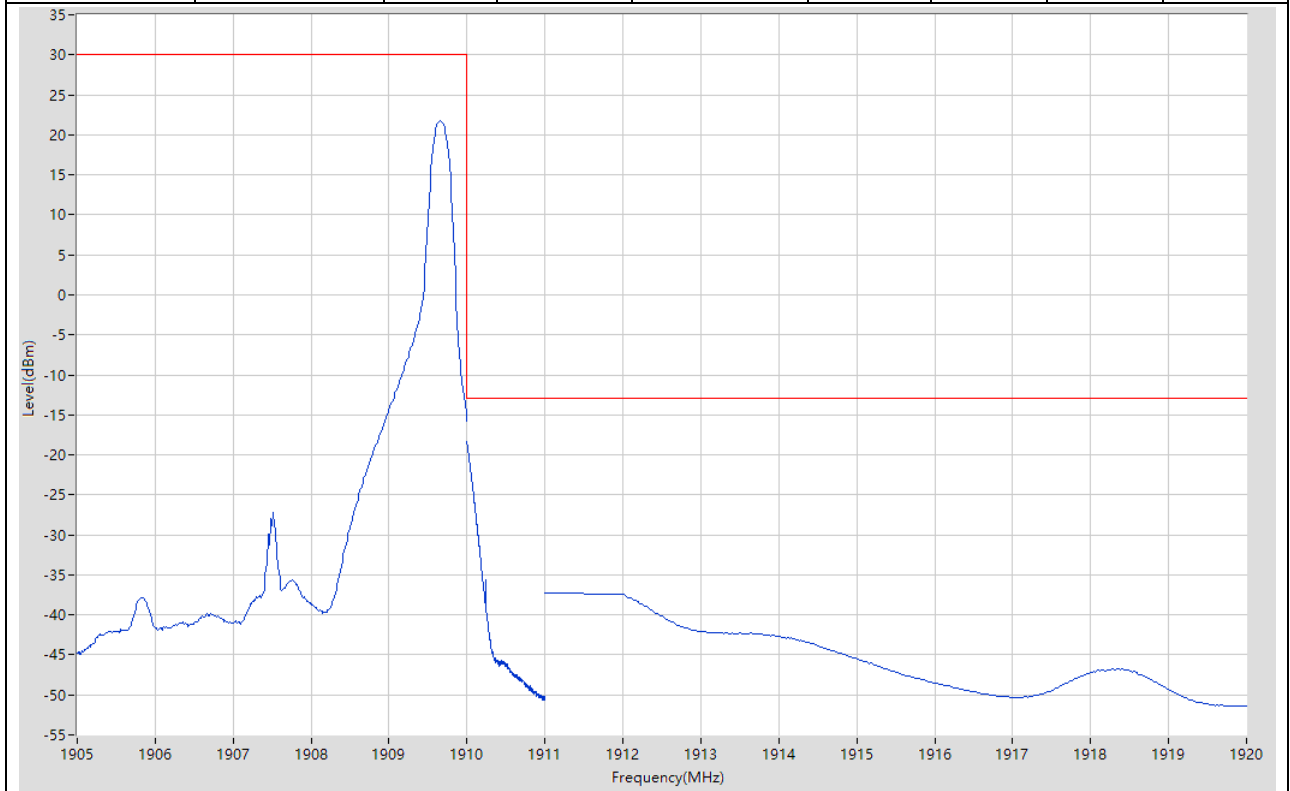
8.20. LTE Band Edge_Part22-24-27(NTNV)(Subtest:20, Channel:18625, Bandwidth:5, Modulation:Q16, RB Number: 25, RB Position:LOW)

Start Frequency (MHz)	Stop Frequency (MHz)	RBW (MHz)	Detector	Frequency (MHz)	Power (dBm)	Limit (dBm)	Verdict	Sweep Point
1840	1848	1	RMS	1848	-30.43	-13	Pass	401
1848	1849	1	RMS	1849	-28.84	-13	Pass	2
1849	1850	0.051	RMS	1850	-33	-13	Pass	401
1850	1855	0.1	RMS	1853.338	6.59	30	Pass	401



8.21. LTE Band Edge_Part22-24-27(NTNV)(Subtest:21, Channel:19175, Bandwidth:5, Modulation:QPSK, RB Number: 1, RB Position:HIGH)

Start Frequency (MHz)	Stop Frequency (MHz)	RBW (MHz)	Detector	Frequency (MHz)	Power (dBm)	Limit (dBm)	Verdict	Sweep Point
1905	1910	0.1	RMS	1909.663	21.79	30	Pass	401
1910	1911	0.051	RMS	1910	-18.36	-13	Pass	401
1911	1912	1	RMS	1911	-37.26	-13	Pass	2
1912	1920	1	RMS	1912.02	-37.45	-13	Pass	401



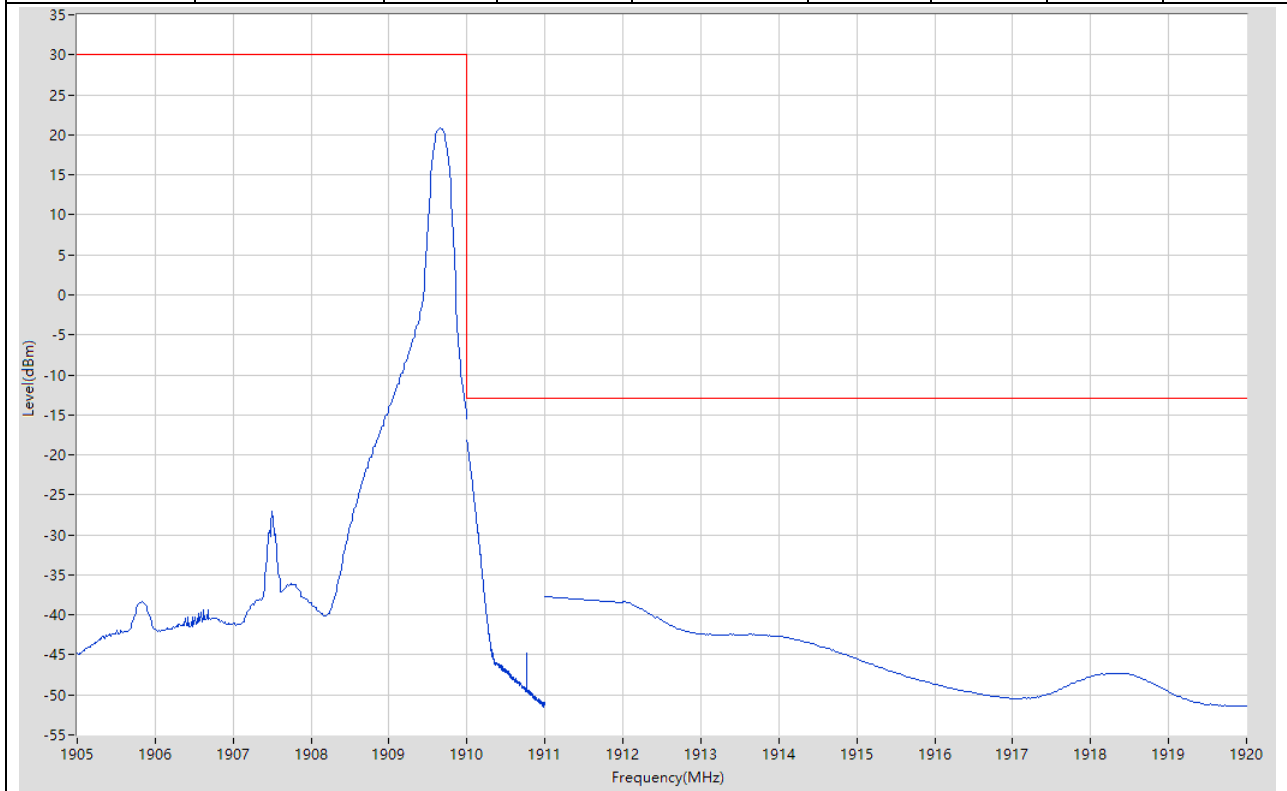
8.22. LTE Band Edge_Part22-24-27(NTNV)(Subtest:22, Channel:19175, Bandwidth:5, Modulation:QPSK, RB Number: 25, RB Position:HIGH)

Start Frequency (MHz)	Stop Frequency (MHz)	RBW (MHz)	Detector	Frequency (MHz)	Power (dBm)	Limit (dBm)	Verdict	Sweep Point
1905	1910	0.1	RMS	1906.888	7.55	30	Pass	401
1910	1911	0.051	RMS	1910	-31.07	-13	Pass	401
1911	1912	1	RMS	1911	-25.53	-13	Pass	2
1912	1920	1	RMS	1912.08	-27.42	-13	Pass	401



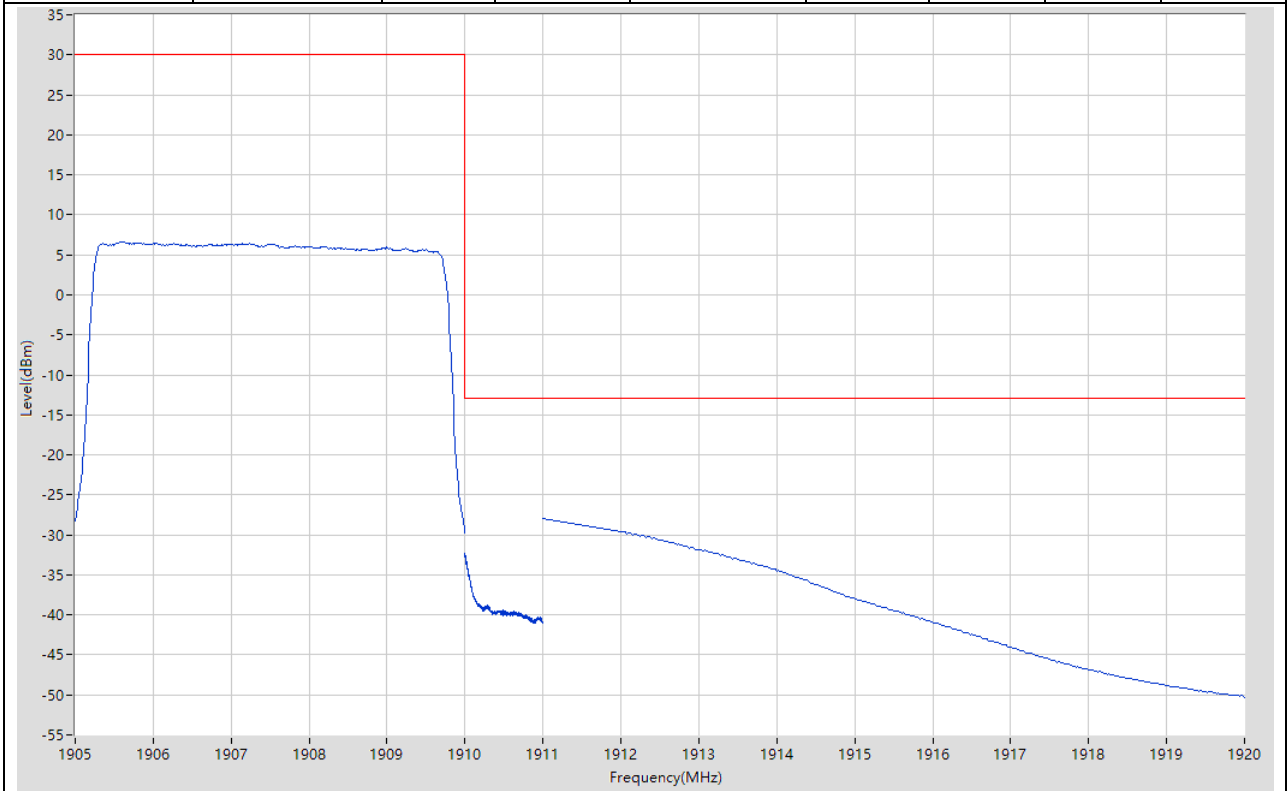
8.23. LTE Band Edge_Part22-24-27(NTNV)(Subtest:23, Channel:19175, Bandwidth:5, Modulation:Q16, RB Number: 1, RB Position:HIGH)

Start Frequency (MHz)	Stop Frequency (MHz)	RBW (MHz)	Detector	Frequency (MHz)	Power (dBm)	Limit (dBm)	Verdict	Sweep Point
1905	1910	0.1	RMS	1909.65	20.89	30	Pass	401
1910	1911	0.051	RMS	1910	-18.19	-13	Pass	401
1911	1912	1	RMS	1911	-37.68	-13	Pass	2
1912	1920	1	RMS	1912.02	-38.32	-13	Pass	401



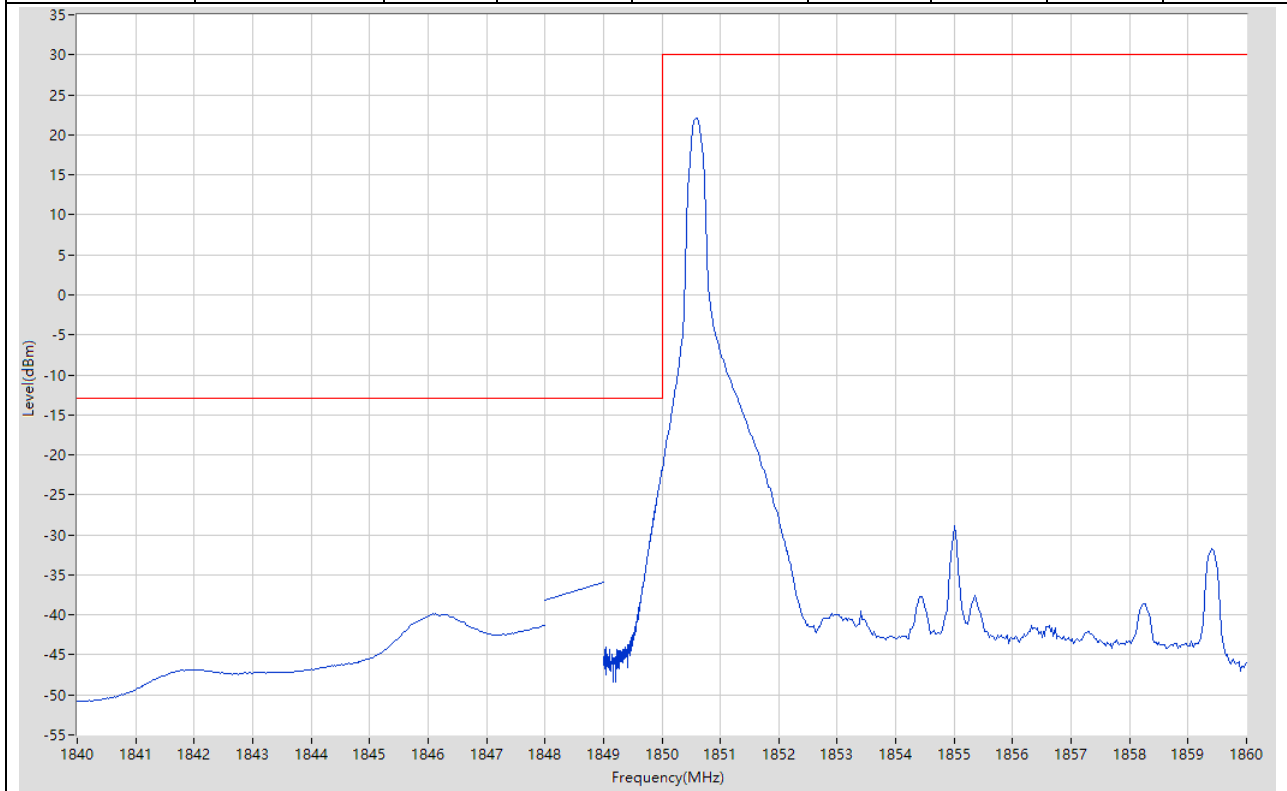
8.24. LTE Band Edge_Part22-24-27(NTNV)(Subtest:24, Channel:19175, Bandwidth:5, Modulation:Q16, RB Number: 25, RB Position:HIGH)

Start Frequency (MHz)	Stop Frequency (MHz)	RBW (MHz)	Detector	Frequency (MHz)	Power (dBm)	Limit (dBm)	Verdict	Sweep Point
1905	1910	0.1	RMS	1905.575	6.62	30	Pass	401
1910	1911	0.051	RMS	1910	-32.27	-13	Pass	401
1911	1912	1	RMS	1911	-28.02	-13	Pass	2
1912	1920	1	RMS	1912	-29.65	-13	Pass	401



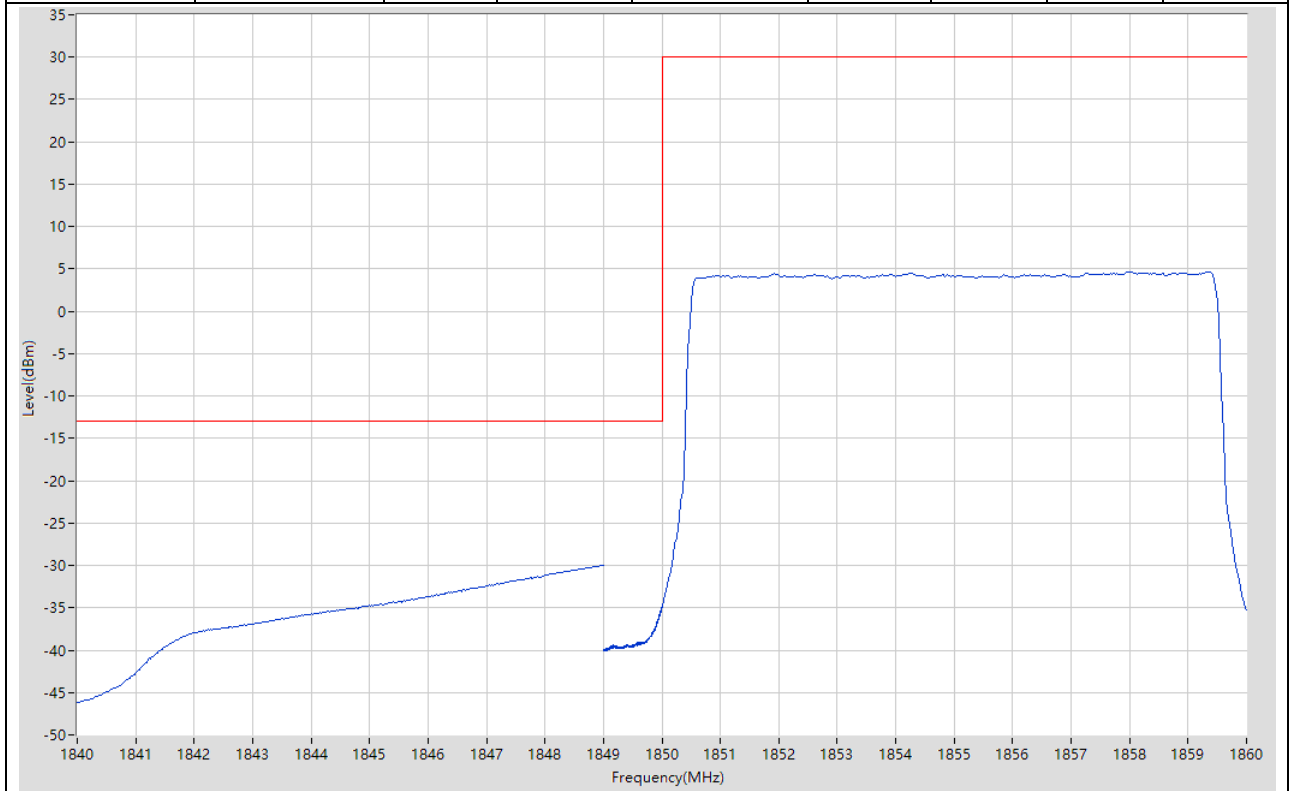
8.25. LTE Band Edge_Part22-24-27(NTNV)(Subtest:25, Channel:18650, Bandwidth:10, Modulation:QPSK, RB Number: 1, RB Position:LOW)

Start Frequency (MHz)	Stop Frequency (MHz)	RBW (MHz)	Detector	Frequency (MHz)	Power (dBm)	Limit (dBm)	Verdict	Sweep Point
1840	1848	1	RMS	1846.12	-39.84	-13	Pass	401
1848	1849	1	RMS	1849	-35.94	-13	Pass	2
1849	1850	0.1	RMS	1850	-21.8	-13	Pass	401
1850	1860	0.1	RMS	1850.6	22.01	30	Pass	401



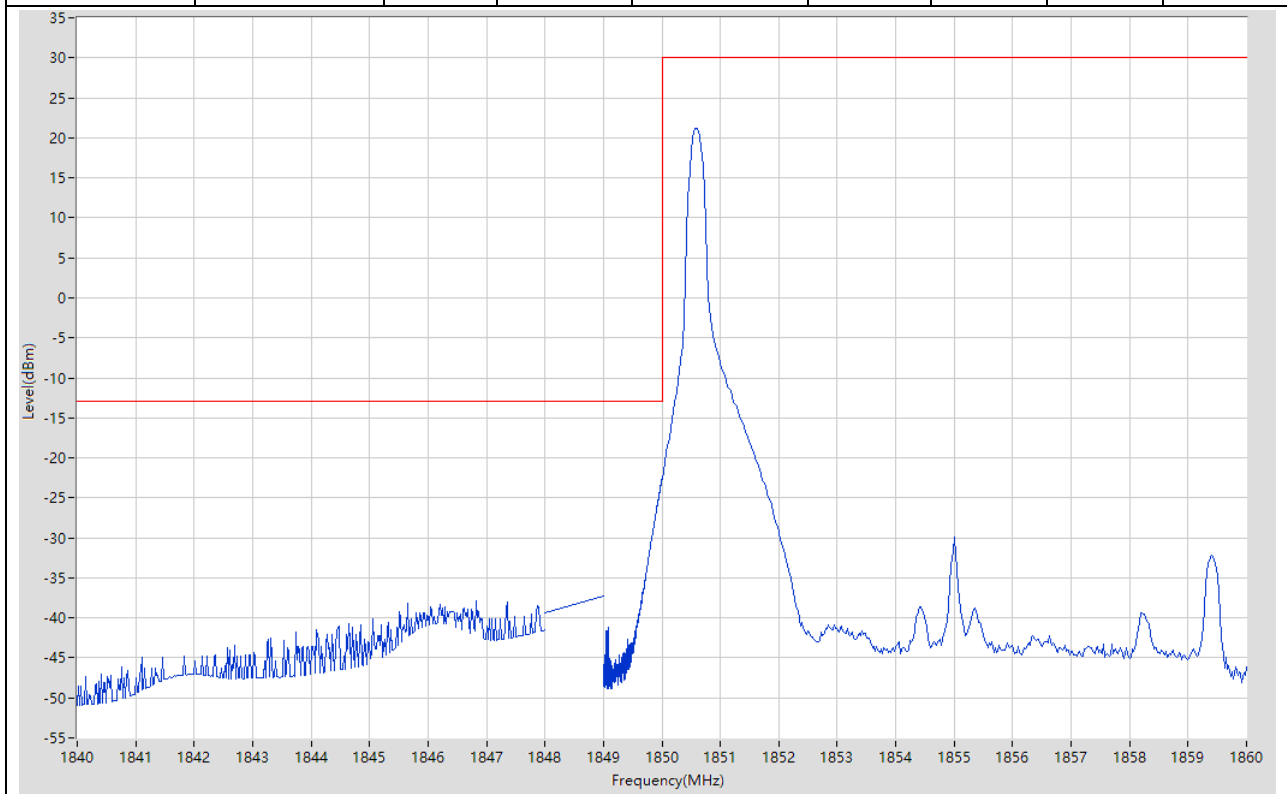
8.26. LTE Band Edge_Part22-24-27(NTNV)(Subtest:26, Channel:18650, Bandwidth:10, Modulation:QPSK, RB Number: 50, RB Position:LOW)

Start Frequency (MHz)	Stop Frequency (MHz)	RBW (MHz)	Detector	Frequency (MHz)	Power (dBm)	Limit (dBm)	Verdict	Sweep Point
1840	1848	1	RMS	1848	-31.17	-13	Pass	401
1848	1849	1	RMS	1849	-29.99	-13	Pass	2
1849	1850	0.1	RMS	1849.995	-34.96	-13	Pass	401
1850	1860	0.1	RMS	1859.325	4.68	30	Pass	401



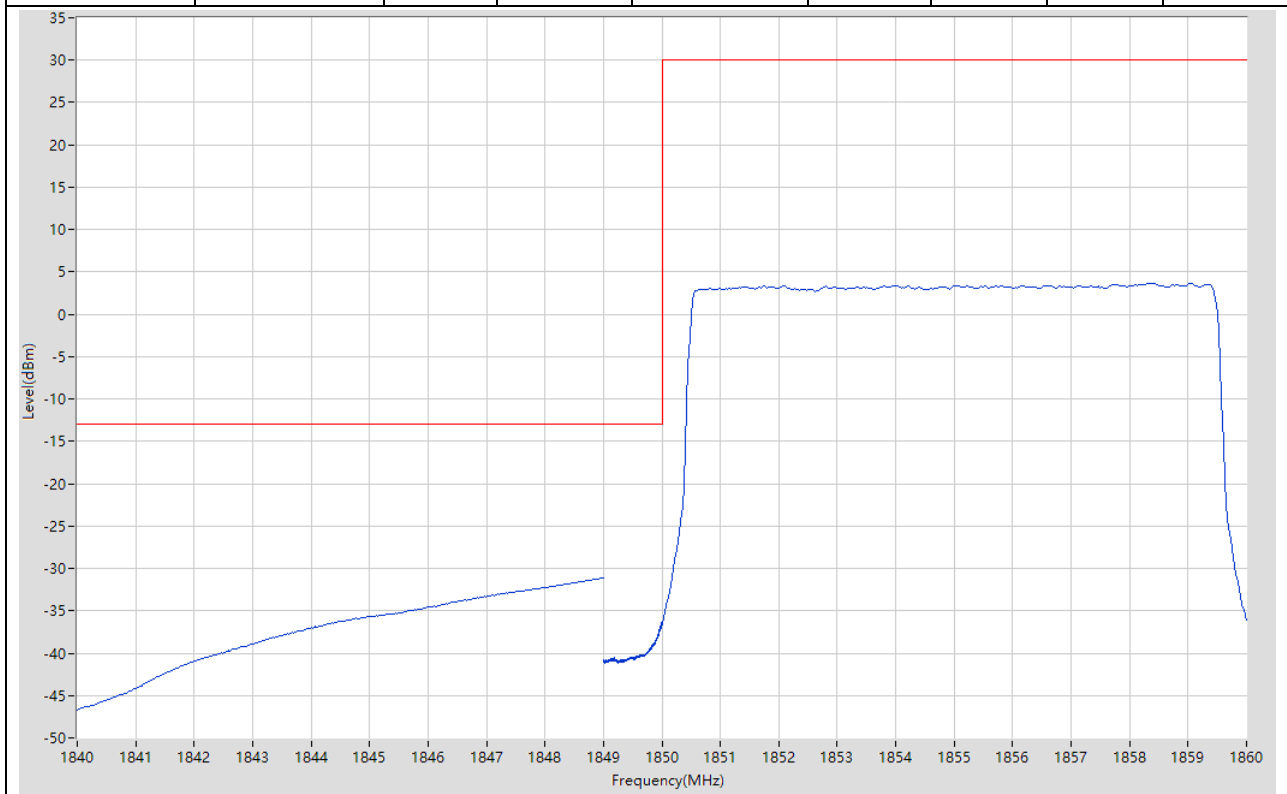
8.27. LTE Band Edge_Part22-24-27(NTNV)(Subtest:27, Channel:18650, Bandwidth:10, Modulation:Q16, RB Number: 1, RB Position:LOW)

Start Frequency (MHz)	Stop Frequency (MHz)	RBW (MHz)	Detector	Frequency (MHz)	Power (dBm)	Limit (dBm)	Verdict	Sweep Point
1840	1848	1	RMS	1846.82	-37.93	-13	Pass	401
1848	1849	1	RMS	1849	-37.26	-13	Pass	2
1849	1850	0.1	RMS	1850	-22.67	-13	Pass	401
1850	1860	0.1	RMS	1850.6	21.2	30	Pass	401



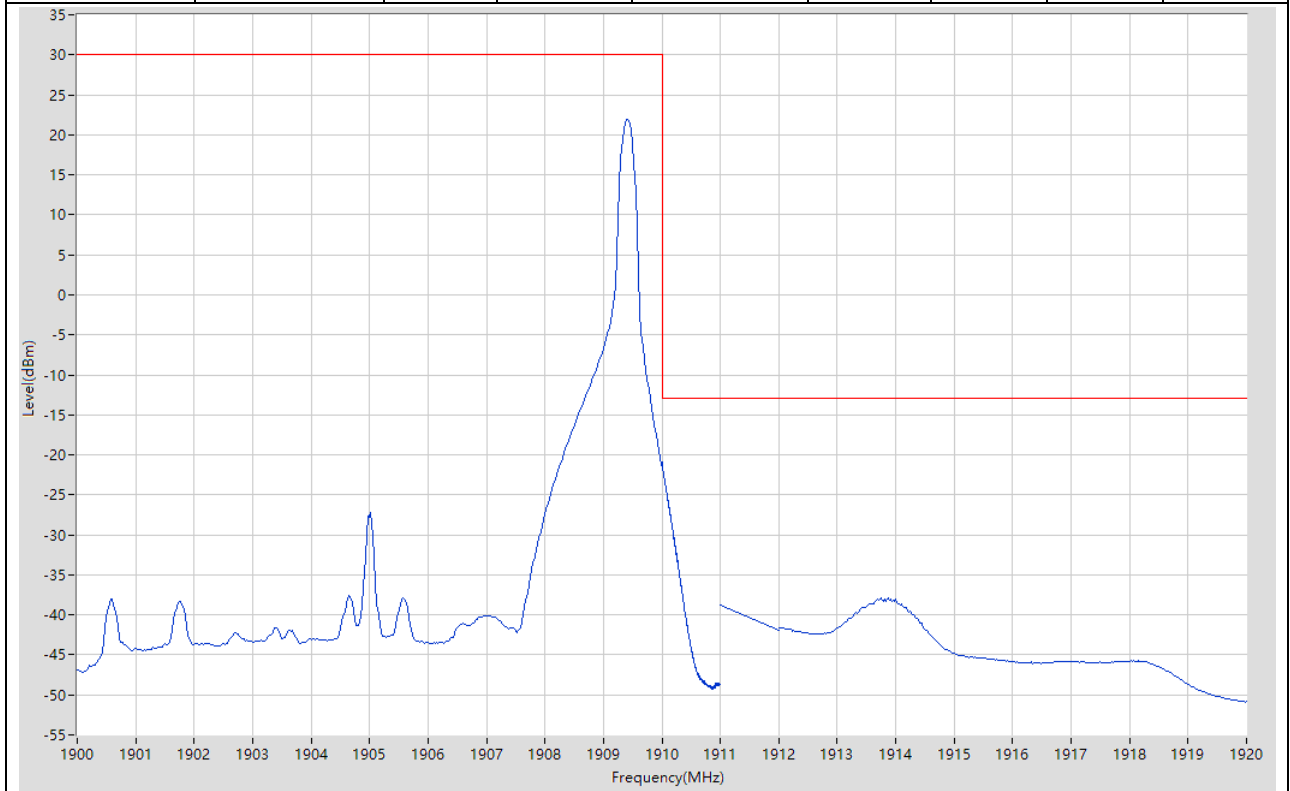
8.28. LTE Band Edge_Part22-24-27(NTNV)(Subtest:28, Channel:18650, Bandwidth:10, Modulation:Q16, RB Number: 50, RB Position:LOW)

Start Frequency (MHz)	Stop Frequency (MHz)	RBW (MHz)	Detector	Frequency (MHz)	Power (dBm)	Limit (dBm)	Verdict	Sweep Point
1840	1848	1	RMS	1848	-32.29	-13	Pass	401
1848	1849	1	RMS	1849	-31.08	-13	Pass	2
1849	1850	0.1	RMS	1849.998	-36.43	-13	Pass	401
1850	1860	0.1	RMS	1858.375	3.7	30	Pass	401



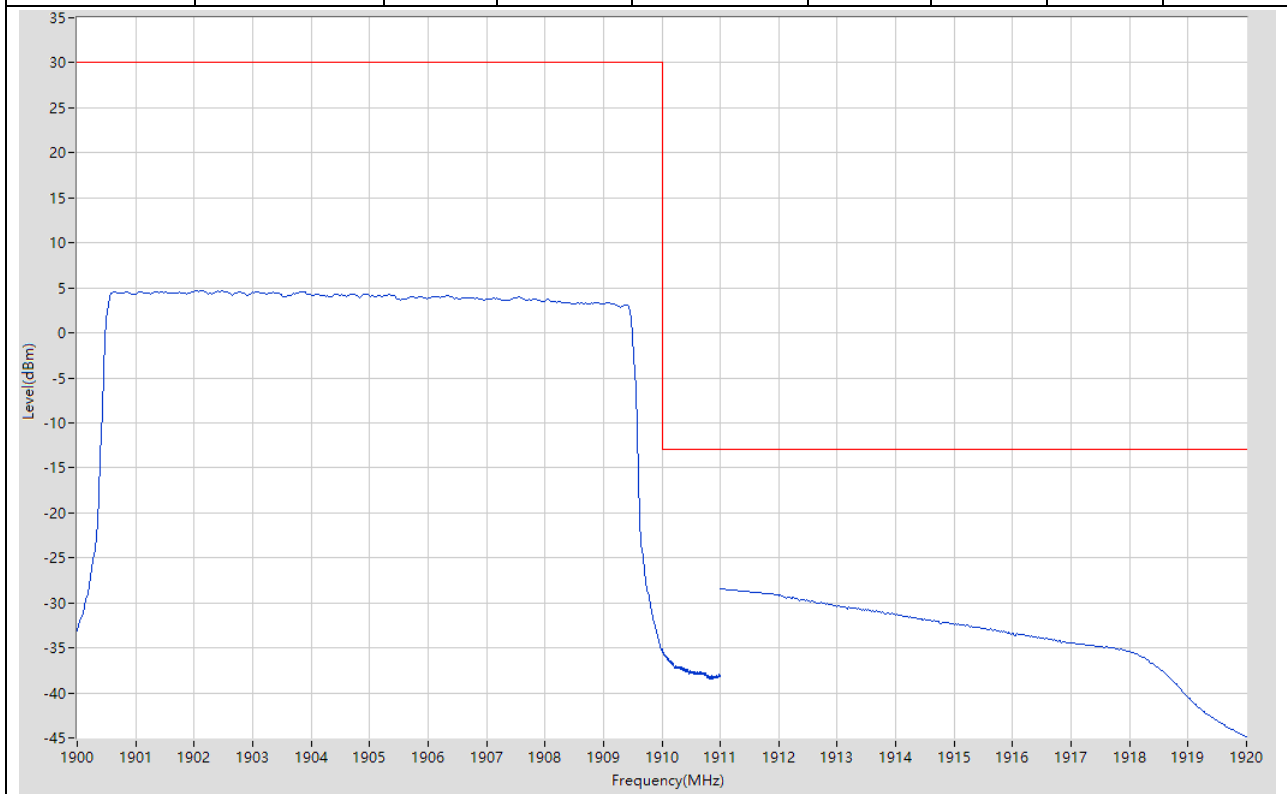
8.29. LTE Band Edge_Part22-24-27(NTNV)(Subtest:29, Channel:19150, Bandwidth:10, Modulation:QPSK, RB Number: 1, RB Position:HIGH)

Start Frequency (MHz)	Stop Frequency (MHz)	RBW (MHz)	Detector	Frequency (MHz)	Power (dBm)	Limit (dBm)	Verdict	Sweep Point
1900	1910	0.1	RMS	1909.4	21.87	30	Pass	401
1910	1911	0.1	RMS	1910	-20.95	-13	Pass	401
1911	1912	1	RMS	1911	-38.81	-13	Pass	2
1912	1920	1	RMS	1913.76	-37.91	-13	Pass	401



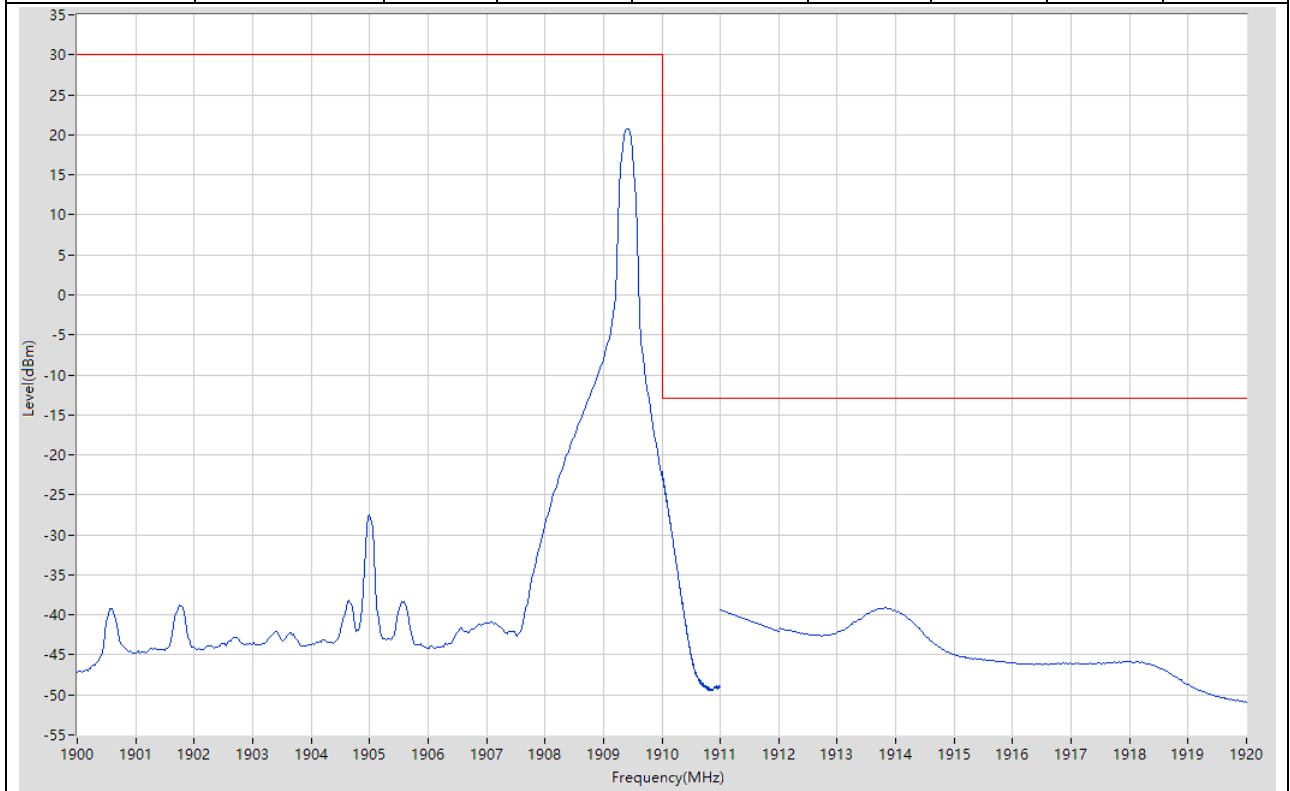
8.30. LTE Band Edge_Part22-24-27(NTNV)(Subtest:30, Channel:19150, Bandwidth:10, Modulation:QPSK, RB Number: 50, RB Position:HIGH)

Start Frequency (MHz)	Stop Frequency (MHz)	RBW (MHz)	Detector	Frequency (MHz)	Power (dBm)	Limit (dBm)	Verdict	Sweep Point
1900	1910	0.1	RMS	1902.125	4.67	30	Pass	401
1910	1911	0.1	RMS	1910	-35.14	-13	Pass	401
1911	1912	1	RMS	1911	-28.45	-13	Pass	2
1912	1920	1	RMS	1912.02	-29.17	-13	Pass	401



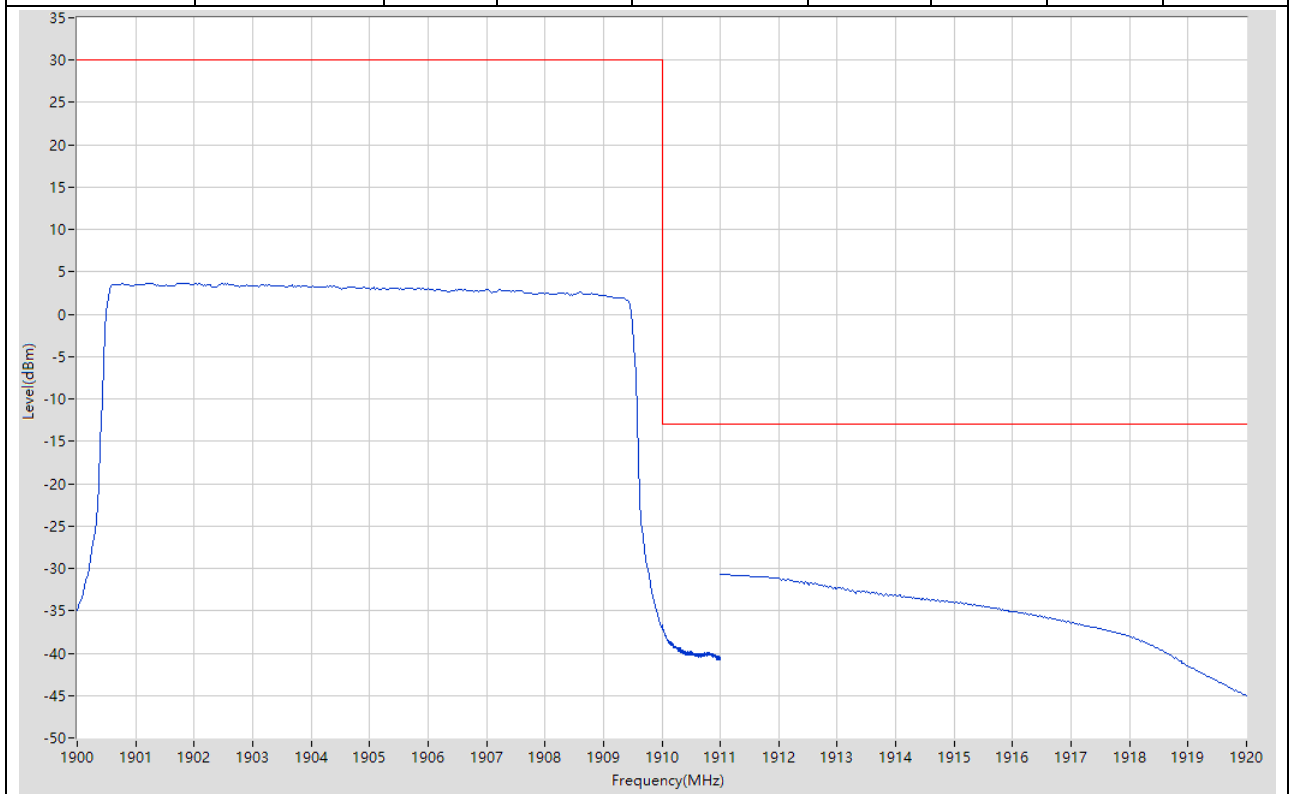
8.31. LTE Band Edge_Part22-24-27(NTNV)(Subtest:31, Channel:19150, Bandwidth:10, Modulation:Q16, RB Number: 1, RB Position:HIGH)

Start Frequency (MHz)	Stop Frequency (MHz)	RBW (MHz)	Detector	Frequency (MHz)	Power (dBm)	Limit (dBm)	Verdict	Sweep Point
1900	1910	0.1	RMS	1909.4	20.77	30	Pass	401
1910	1911	0.1	RMS	1910.003	-22.16	-13	Pass	401
1911	1912	1	RMS	1911	-39.3	-13	Pass	2
1912	1920	1	RMS	1913.82	-39.12	-13	Pass	401



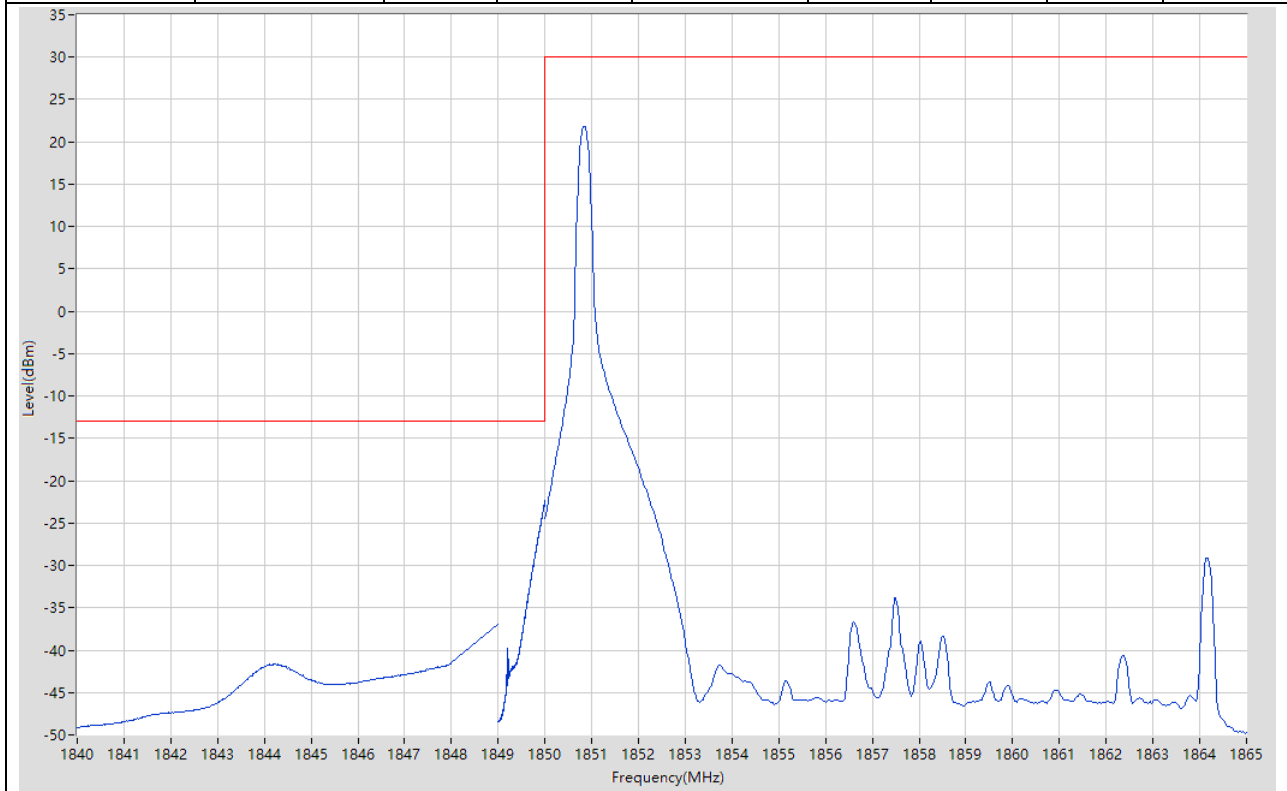
8.32. LTE Band Edge_Part22-24-27(NTNV)(Subtest:32, Channel:19150, Bandwidth:10, Modulation:Q16, RB Number: 50, RB Position:HIGH)

Start Frequency (MHz)	Stop Frequency (MHz)	RBW (MHz)	Detector	Frequency (MHz)	Power (dBm)	Limit (dBm)	Verdict	Sweep Point
1900	1910	0.1	RMS	1901.225	3.68	30	Pass	401
1910	1911	0.1	RMS	1910	-36.7	-13	Pass	401
1911	1912	1	RMS	1911	-30.71	-13	Pass	2
1912	1920	1	RMS	1912	-31.18	-13	Pass	401



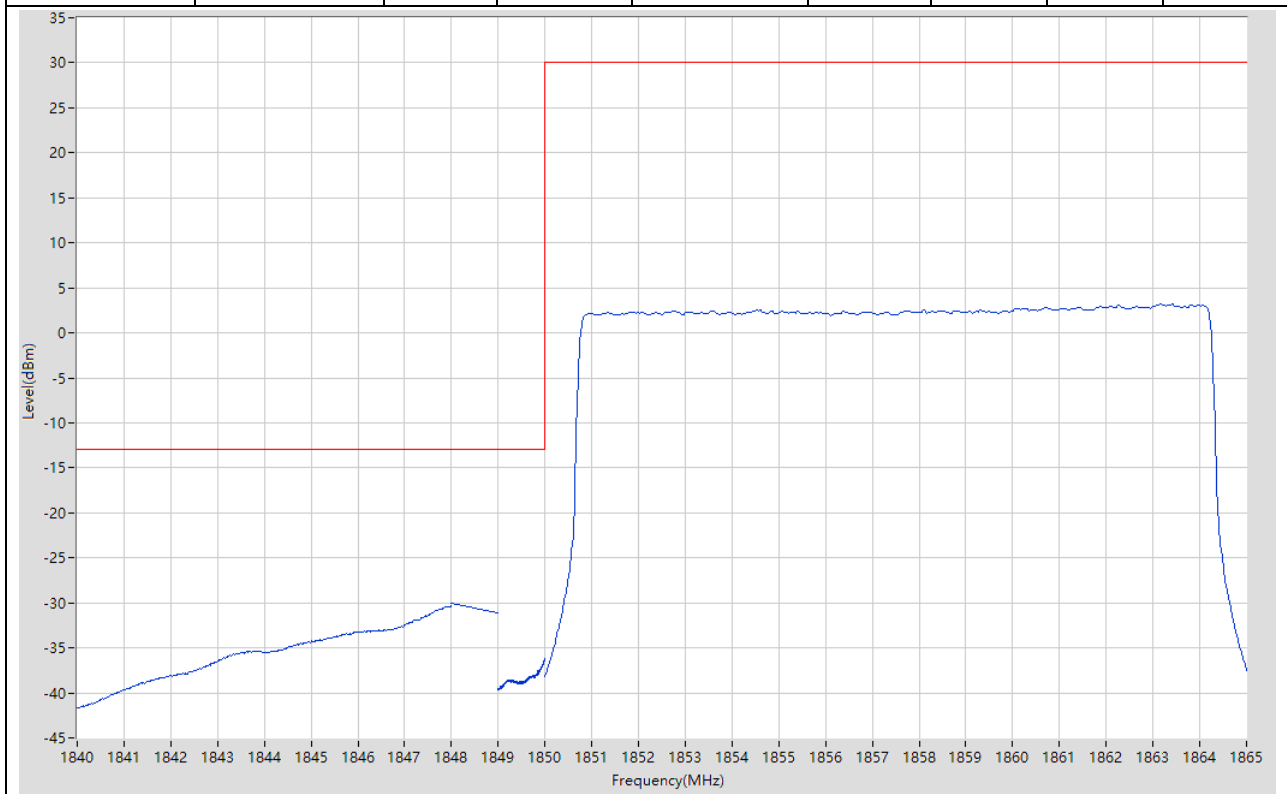
8.33. LTE Band Edge_Part22-24-27(NTNV)(Subtest:33, Channel:18675, Bandwidth:15, Modulation:QPSK, RB Number: 1, RB Position:LOW)

Start Frequency (MHz)	Stop Frequency (MHz)	RBW (MHz)	Detector	Frequency (MHz)	Power (dBm)	Limit (dBm)	Verdict	Sweep Point
1840	1848	1	RMS	1844.28	-41.59	-13	Pass	401
1848	1849	1	RMS	1849	-36.99	-13	Pass	2
1849	1850	0.15	RMS	1850	-22.38	-13	Pass	401
1850	1865	0.1	RMS	1850.825	21.86	30	Pass	401



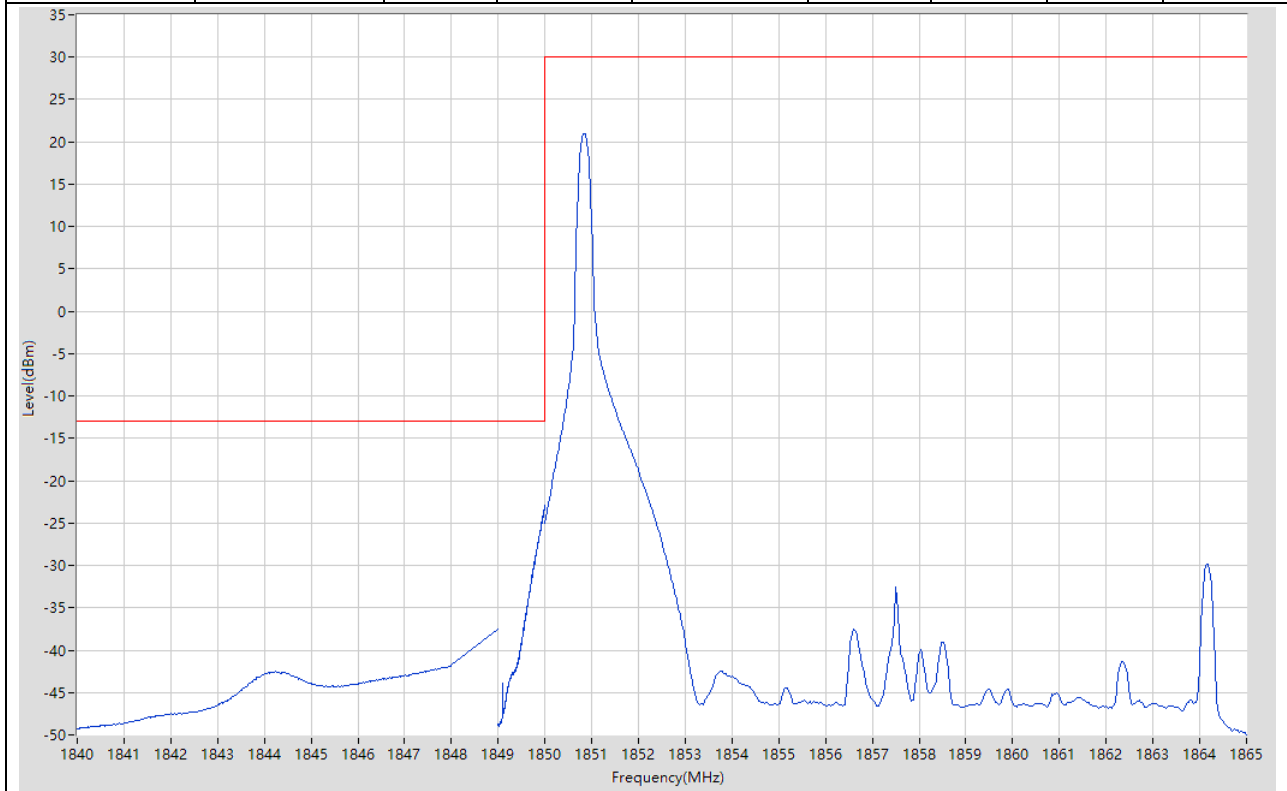
8.34. LTE Band Edge_Part22-24-27(NTNV)(Subtest:34, Channel:18675, Bandwidth:15, Modulation:QPSK, RB Number: 75, RB Position:LOW)

Start Frequency (MHz)	Stop Frequency (MHz)	RBW (MHz)	Detector	Frequency (MHz)	Power (dBm)	Limit (dBm)	Verdict	Sweep Point
1840	1848	1	RMS	1848	-30.37	-13	Pass	401
1848	1849	1	RMS	1848	-30.05	-13	Pass	2
1849	1850	0.15	RMS	1849.998	-36.21	-13	Pass	401
1850	1865	0.1	RMS	1863.163	3.17	30	Pass	401



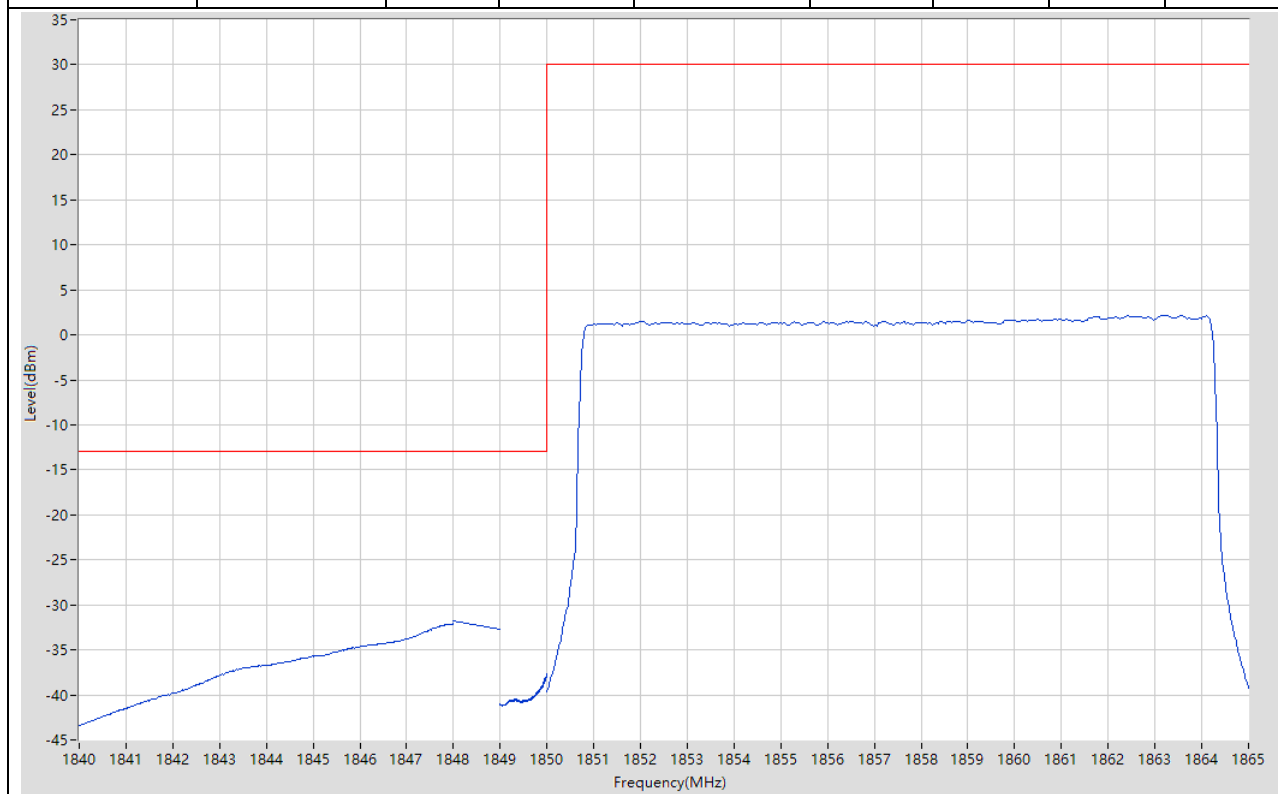
8.35. LTE Band Edge_Part22-24-27(NTNV)(Subtest:35, Channel:18675, Bandwidth:15, Modulation:Q16, RB Number: 1, RB Position:LOW)

Start Frequency (MHz)	Stop Frequency (MHz)	RBW (MHz)	Detector	Frequency (MHz)	Power (dBm)	Limit (dBm)	Verdict	Sweep Point
1840	1848	1	RMS	1848	-41.9	-13	Pass	401
1848	1849	1	RMS	1849	-37.46	-13	Pass	2
1849	1850	0.15	RMS	1850	-22.86	-13	Pass	401
1850	1865	0.1	RMS	1850.825	21.02	30	Pass	401



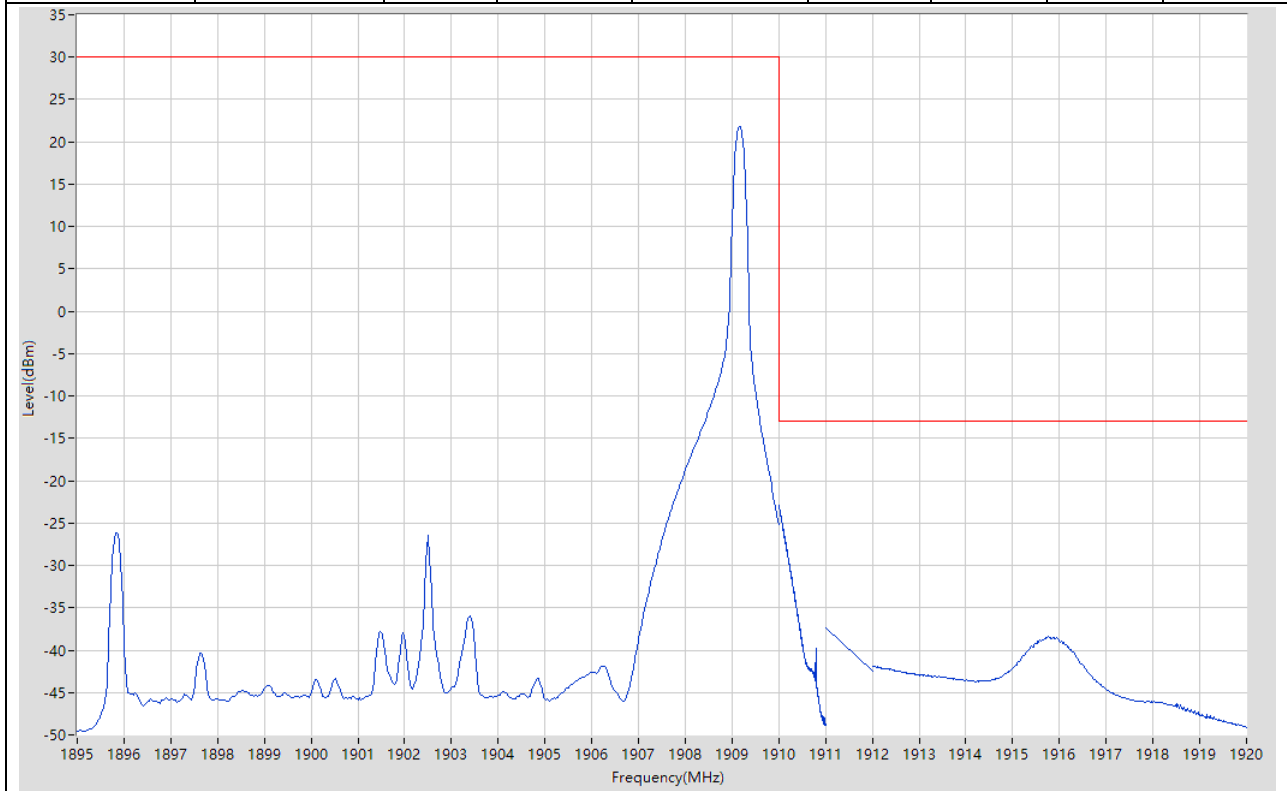
8.36. LTE Band Edge_Part22-24-27(NTNV)(Subtest:36, Channel:18675, Bandwidth:15, Modulation:Q16, RB Number: 75, RB Position:LOW)

Start Frequency (MHz)	Stop Frequency (MHz)	RBW (MHz)	Detector	Frequency (MHz)	Power (dBm)	Limit (dBm)	Verdict	Sweep Point
1840	1848	1	RMS	1848	-32.09	-13	Pass	401
1848	1849	1	RMS	1848	-31.77	-13	Pass	2
1849	1850	0.15	RMS	1849.995	-37.65	-13	Pass	401
1850	1865	0.1	RMS	1863.2	2.16	30	Pass	401



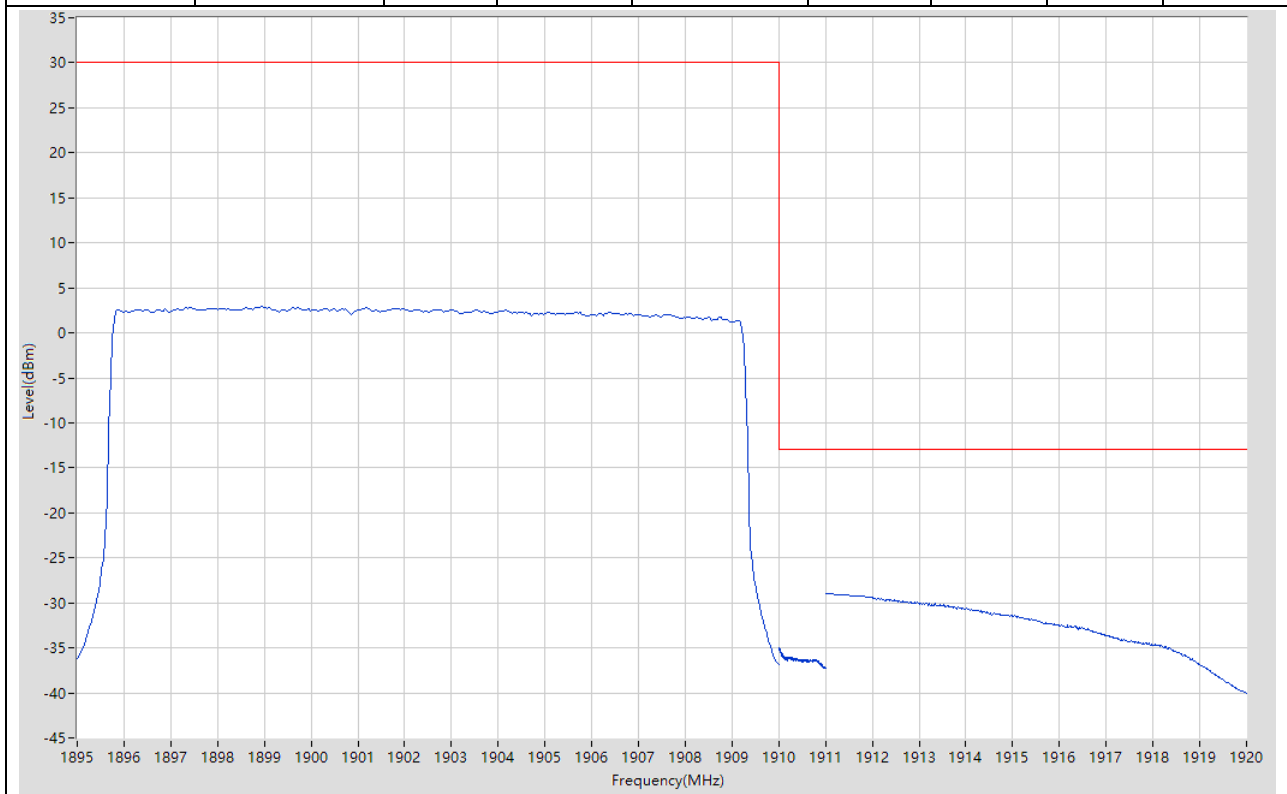
8.37. LTE Band Edge_Part22-24-27(NTNV)(Subtest:37, Channel:19125, Bandwidth:15, Modulation:QPSK, RB Number: 1, RB Position:HIGH)

Start Frequency (MHz)	Stop Frequency (MHz)	RBW (MHz)	Detector	Frequency (MHz)	Power (dBm)	Limit (dBm)	Verdict	Sweep Point
1895	1910	0.1	RMS	1909.175	21.76	30	Pass	401
1910	1911	0.15	RMS	1910.008	-22.9	-13	Pass	401
1911	1912	1	RMS	1911	-37.41	-13	Pass	2
1912	1920	1	RMS	1915.76	-38.42	-13	Pass	401



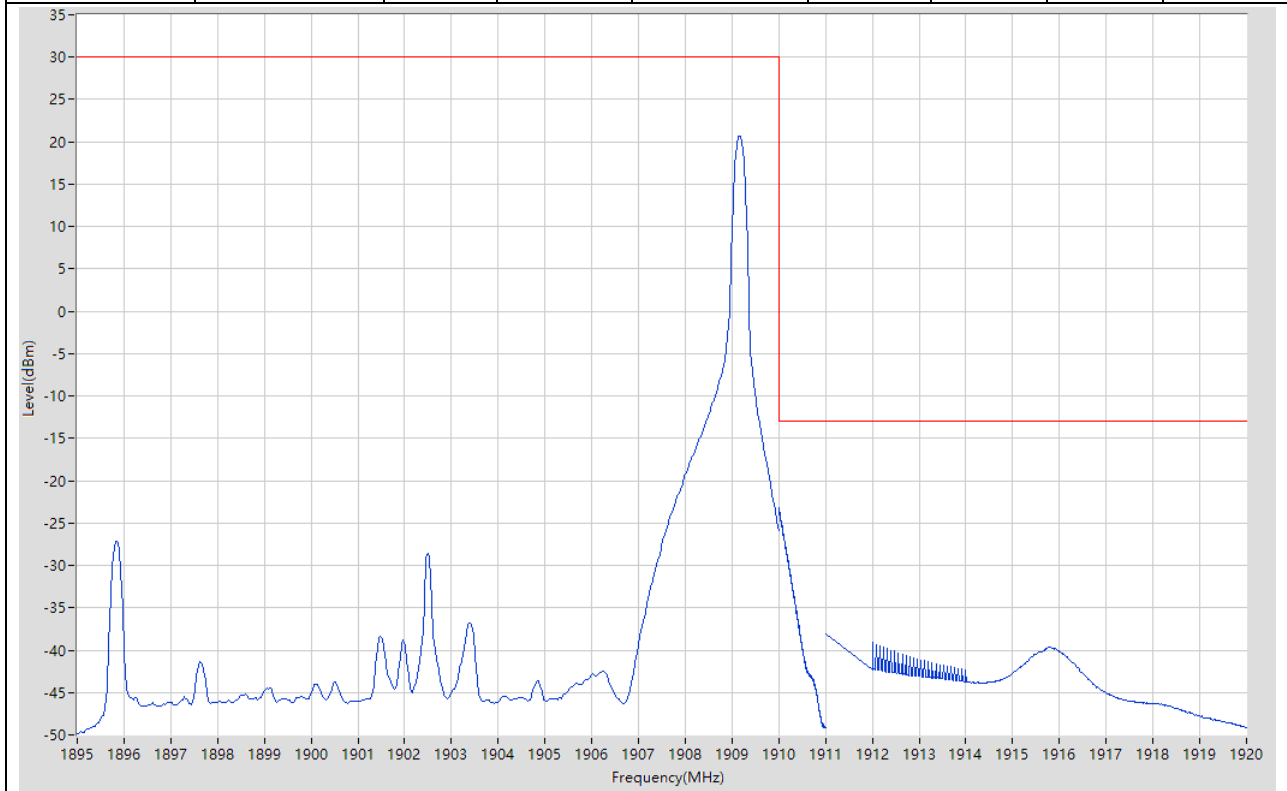
8.38. LTE Band Edge_Part22-24-27(NTNV)(Subtest:38, Channel:19125, Bandwidth:15, Modulation:QPSK, RB Number: 75, RB Position:HIGH)

Start Frequency (MHz)	Stop Frequency (MHz)	RBW (MHz)	Detector	Frequency (MHz)	Power (dBm)	Limit (dBm)	Verdict	Sweep Point
1895	1910	0.1	RMS	1898.938	2.95	30	Pass	401
1910	1911	0.15	RMS	1910.003	-34.96	-13	Pass	401
1911	1912	1	RMS	1911	-28.99	-13	Pass	2
1912	1920	1	RMS	1912.04	-29.47	-13	Pass	401



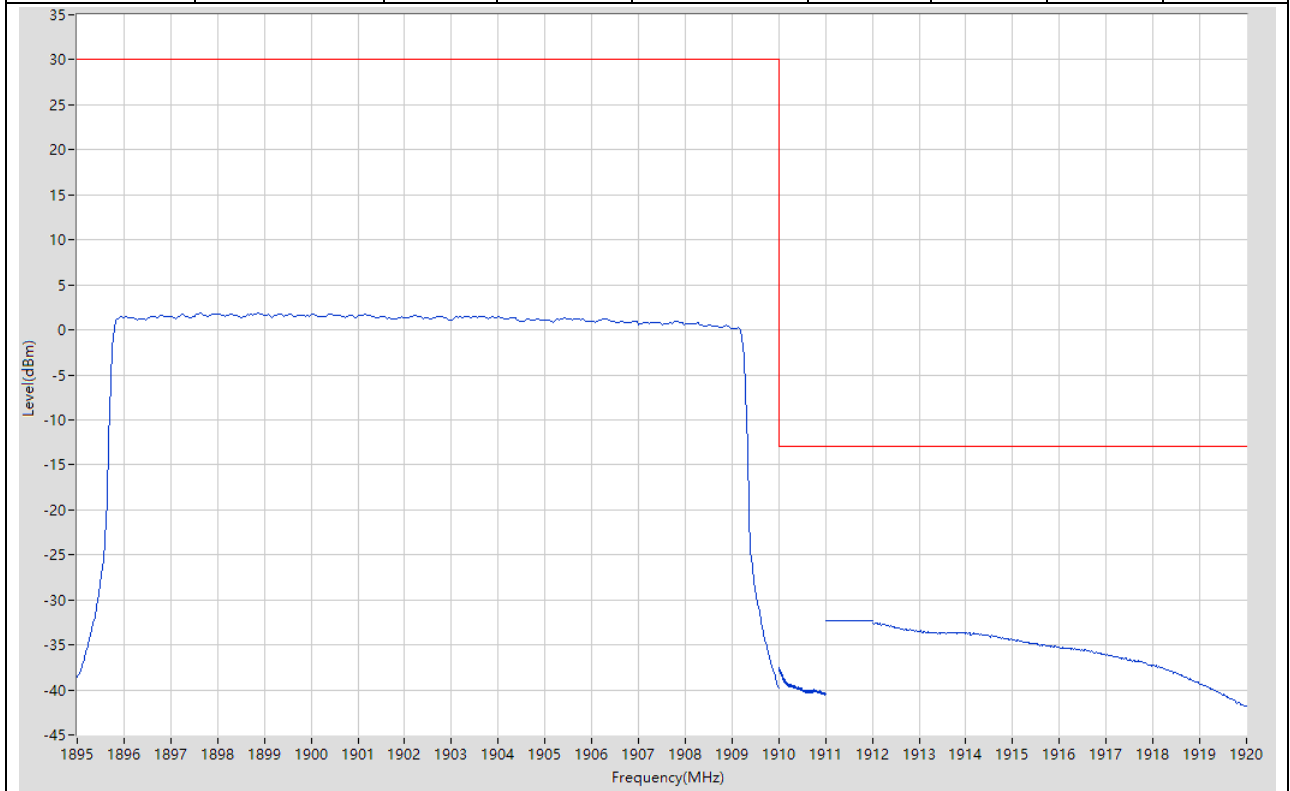
8.39. LTE Band Edge_Part22-24-27(NTNV)(Subtest:39, Channel:19125, Bandwidth:15, Modulation:Q16, RB Number: 1, RB Position:HIGH)

Start Frequency (MHz)	Stop Frequency (MHz)	RBW (MHz)	Detector	Frequency (MHz)	Power (dBm)	Limit (dBm)	Verdict	Sweep Point
1895	1910	0.1	RMS	1909.175	20.68	30	Pass	401
1910	1911	0.15	RMS	1910	-23.17	-13	Pass	401
1911	1912	1	RMS	1911	-38.05	-13	Pass	2
1912	1920	1	RMS	1912	-39.02	-13	Pass	401



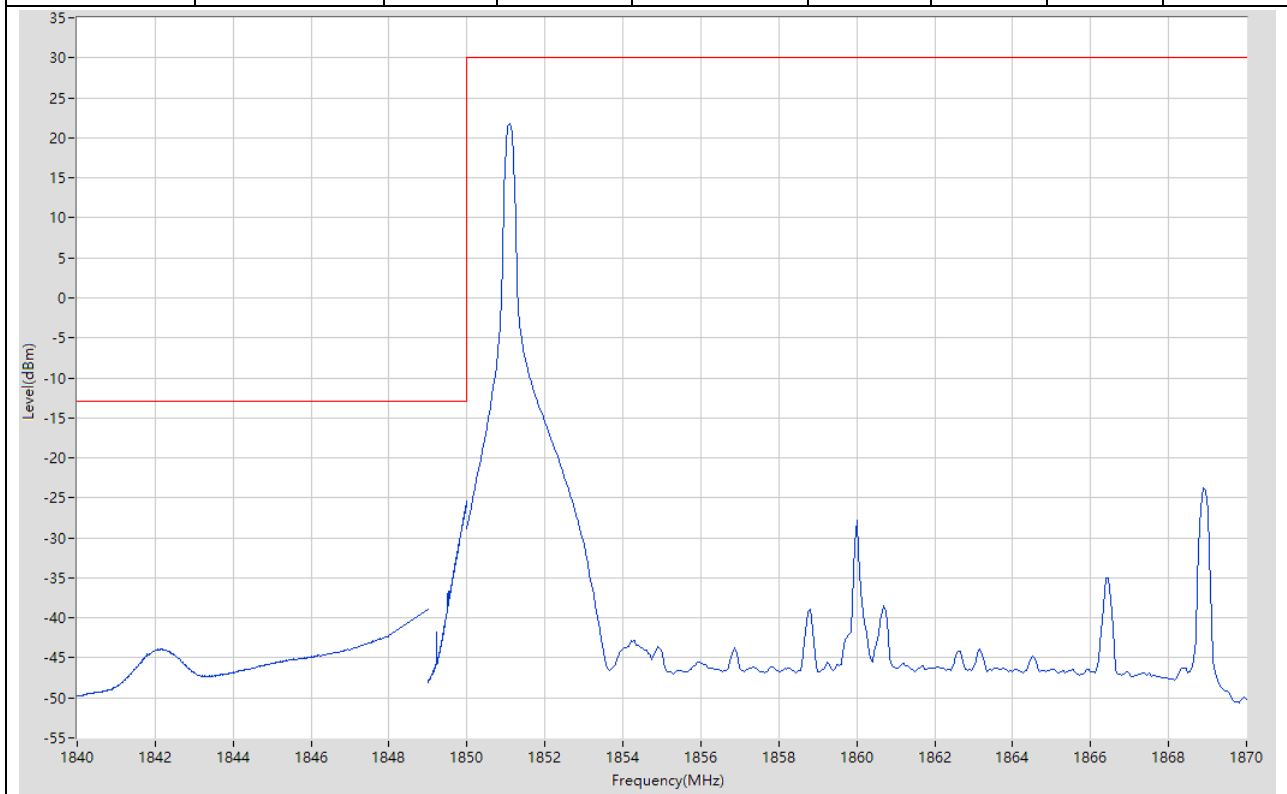
8.40. LTE Band Edge_Part22-24-27(NTNV)(Subtest:40, Channel:19125, Bandwidth:15, Modulation:Q16, RB Number: 75, RB Position:HIGH)

Start Frequency (MHz)	Stop Frequency (MHz)	RBW (MHz)	Detector	Frequency (MHz)	Power (dBm)	Limit (dBm)	Verdict	Sweep Point
1895	1910	0.1	RMS	1898.863	1.88	30	Pass	401
1910	1911	0.15	RMS	1910.003	-37.5	-13	Pass	401
1911	1912	1	RMS	1912	-32.31	-13	Pass	2
1912	1920	1	RMS	1912	-32.55	-13	Pass	401



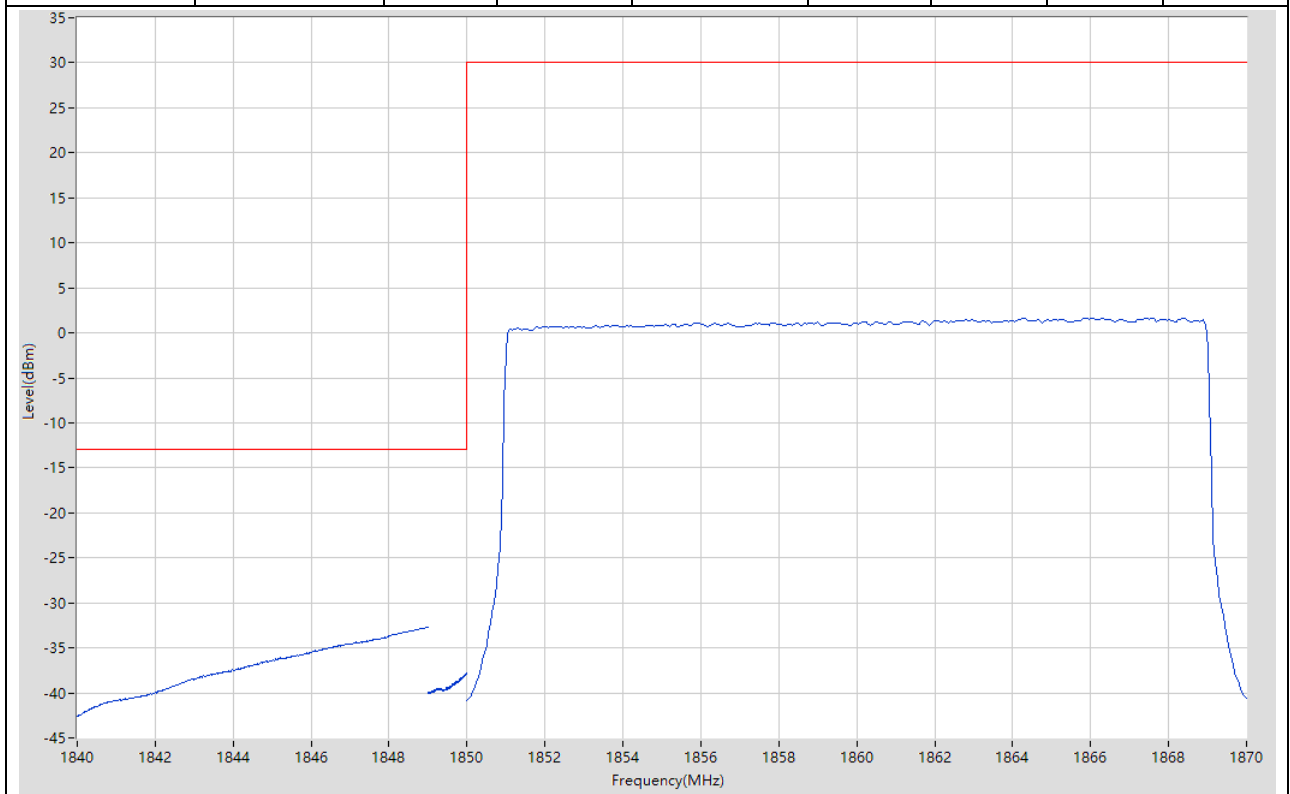
8.41. LTE Band Edge_Part22-24-27(NTNV)(Subtest:41, Channel:18700, Bandwidth:20, Modulation:QPSK, RB Number: 1, RB Position:LOW)

Start Frequency (MHz)	Stop Frequency (MHz)	RBW (MHz)	Detector	Frequency (MHz)	Power (dBm)	Limit (dBm)	Verdict	Sweep Point
1840	1848	1	RMS	1847.96	-42.35	-13	Pass	401
1848	1849	1	RMS	1849	-38.98	-13	Pass	2
1849	1850	0.2	RMS	1849.995	-25.46	-13	Pass	401
1850	1870	0.1	RMS	1851.1	21.84	30	Pass	401



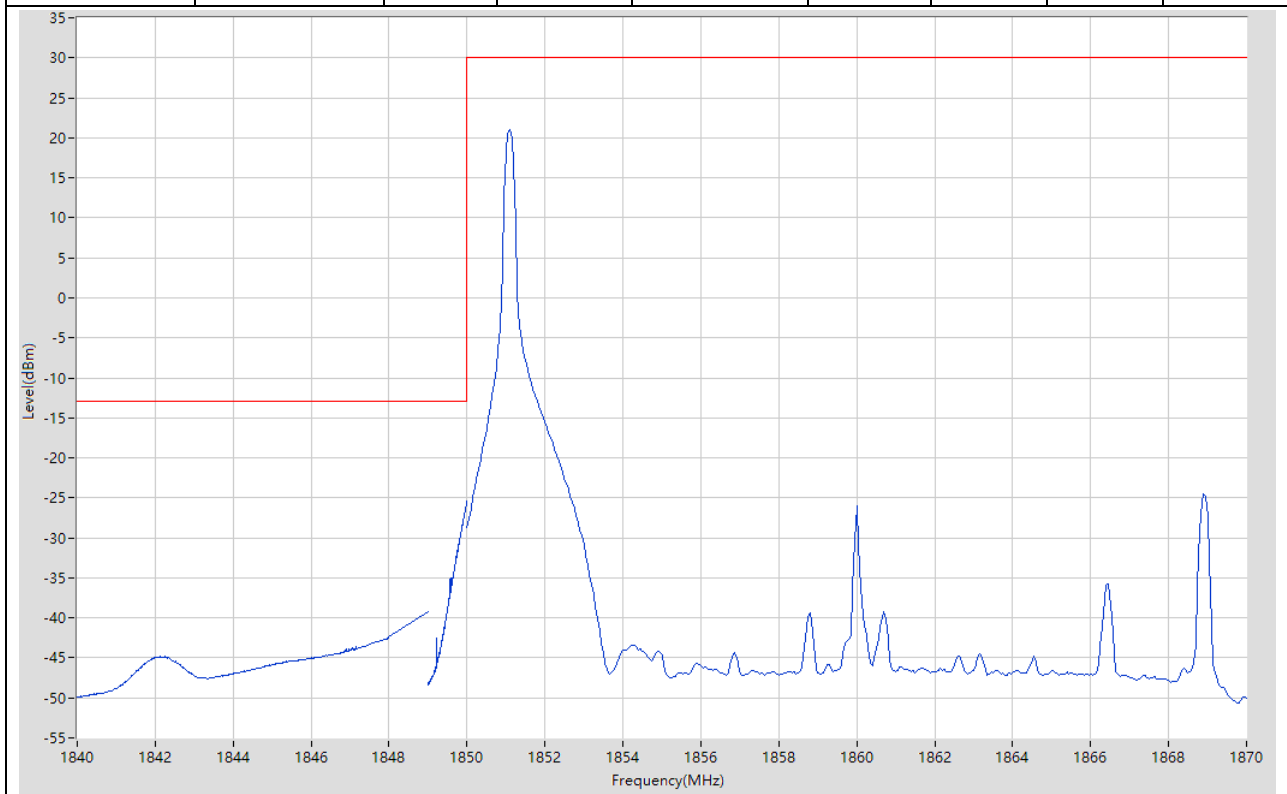
8.42. LTE Band Edge_Part22-24-27(NTNV)(Subtest:42, Channel:18700, Bandwidth:20, Modulation:QPSK, RB Number: 100, RB Position:LOW)

Start Frequency (MHz)	Stop Frequency (MHz)	RBW (MHz)	Detector	Frequency (MHz)	Power (dBm)	Limit (dBm)	Verdict	Sweep Point
1840	1848	1	RMS	1848	-33.71	-13	Pass	401
1848	1849	1	RMS	1849	-32.73	-13	Pass	2
1849	1850	0.2	RMS	1849.995	-37.78	-13	Pass	401
1850	1870	0.1	RMS	1867.6	1.66	30	Pass	401



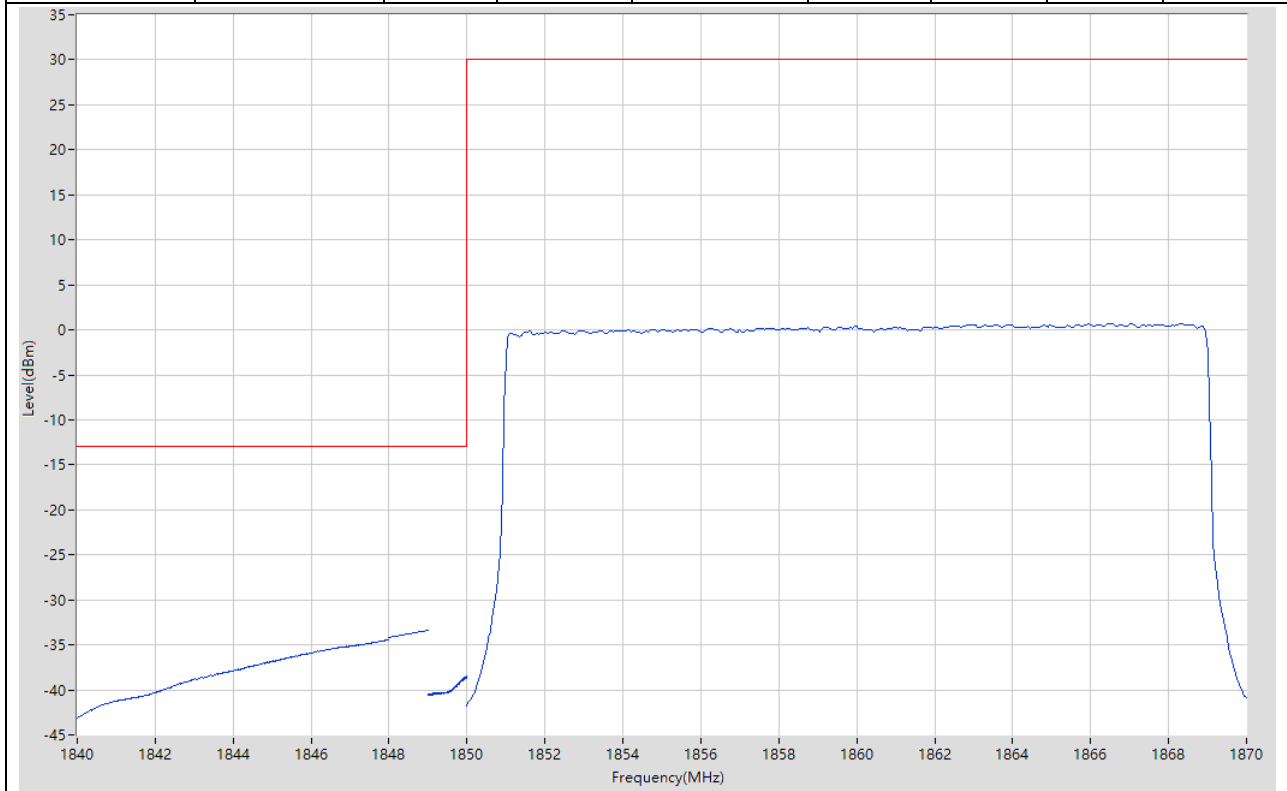
8.43. LTE Band Edge_Part22-24-27(NTNV)(Subtest:43, Channel:18700, Bandwidth:20, Modulation:Q16, RB Number: 1, RB Position:LOW)

Start Frequency (MHz)	Stop Frequency (MHz)	RBW (MHz)	Detector	Frequency (MHz)	Power (dBm)	Limit (dBm)	Verdict	Sweep Point
1840	1848	1	RMS	1848	-42.54	-13	Pass	401
1848	1849	1	RMS	1849	-39.17	-13	Pass	2
1849	1850	0.2	RMS	1849.998	-25.44	-13	Pass	401
1850	1870	0.1	RMS	1851.1	20.97	30	Pass	401



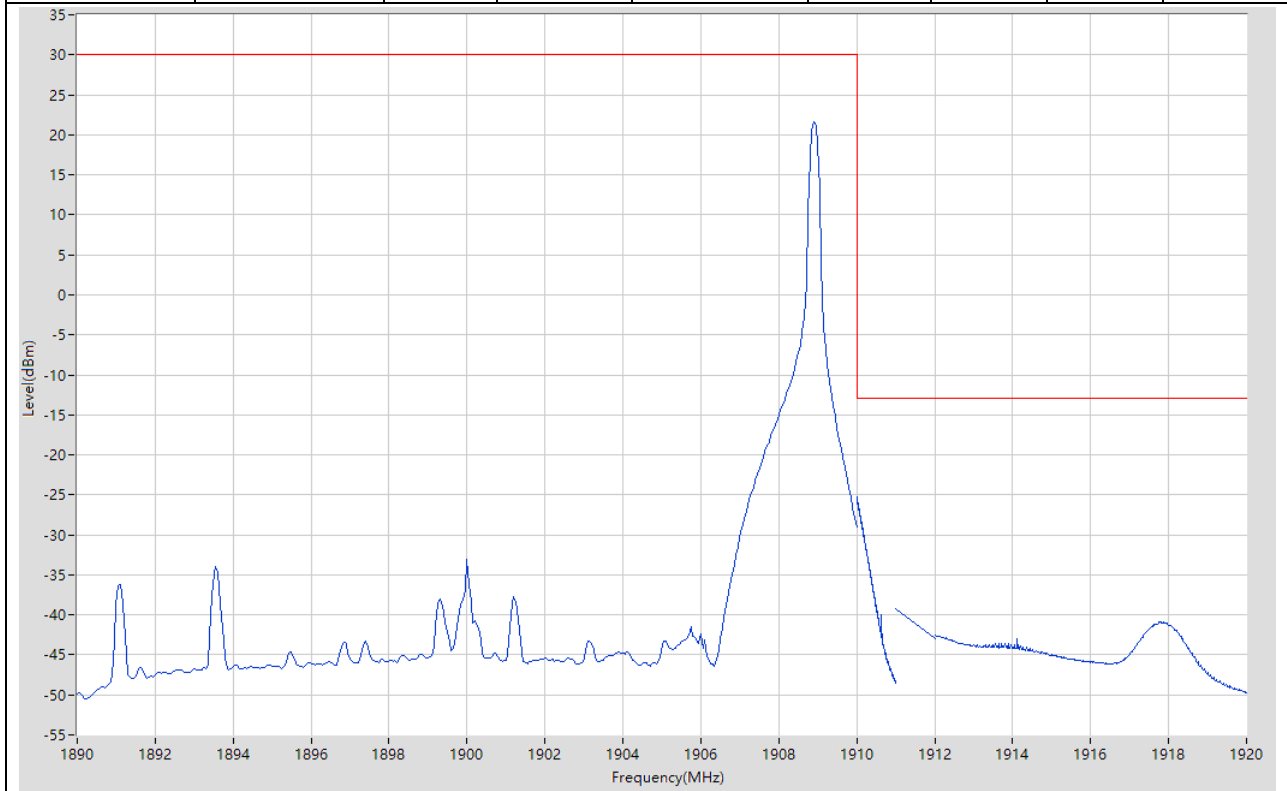
8.44. LTE Band Edge_Part22-24-27(NTNV)(Subtest:44, Channel:18700, Bandwidth:20, Modulation:Q16, RB Number: 100, RB Position:LOW)

Start Frequency (MHz)	Stop Frequency (MHz)	RBW (MHz)	Detector	Frequency (MHz)	Power (dBm)	Limit (dBm)	Verdict	Sweep Point
1840	1848	1	RMS	1847.94	-34.39	-13	Pass	401
1848	1849	1	RMS	1849	-33.33	-13	Pass	2
1849	1850	0.2	RMS	1849.993	-38.48	-13	Pass	401
1850	1870	0.1	RMS	1865.95	0.71	30	Pass	401



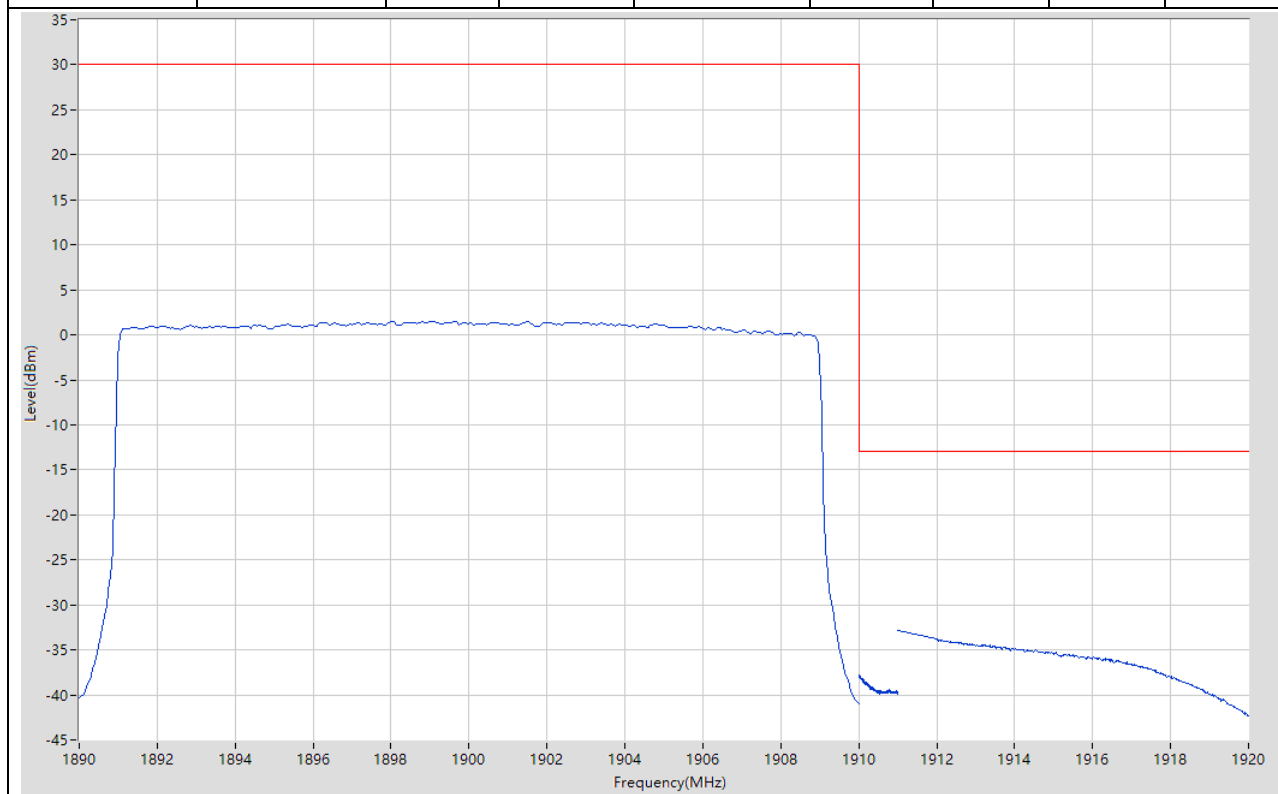
8.45. LTE Band Edge_Part22-24-27(NTNV)(Subtest:45, Channel:19100, Bandwidth:20, Modulation:QPSK, RB Number: 1, RB Position:HIGH)

Start Frequency (MHz)	Stop Frequency (MHz)	RBW (MHz)	Detector	Frequency (MHz)	Power (dBm)	Limit (dBm)	Verdict	Sweep Point
1890	1910	0.1	RMS	1908.9	21.65	30	Pass	401
1910	1911	0.2	RMS	1910	-25.21	-13	Pass	401
1911	1912	1	RMS	1911	-39.27	-13	Pass	2
1912	1920	1	RMS	1917.78	-40.9	-13	Pass	401



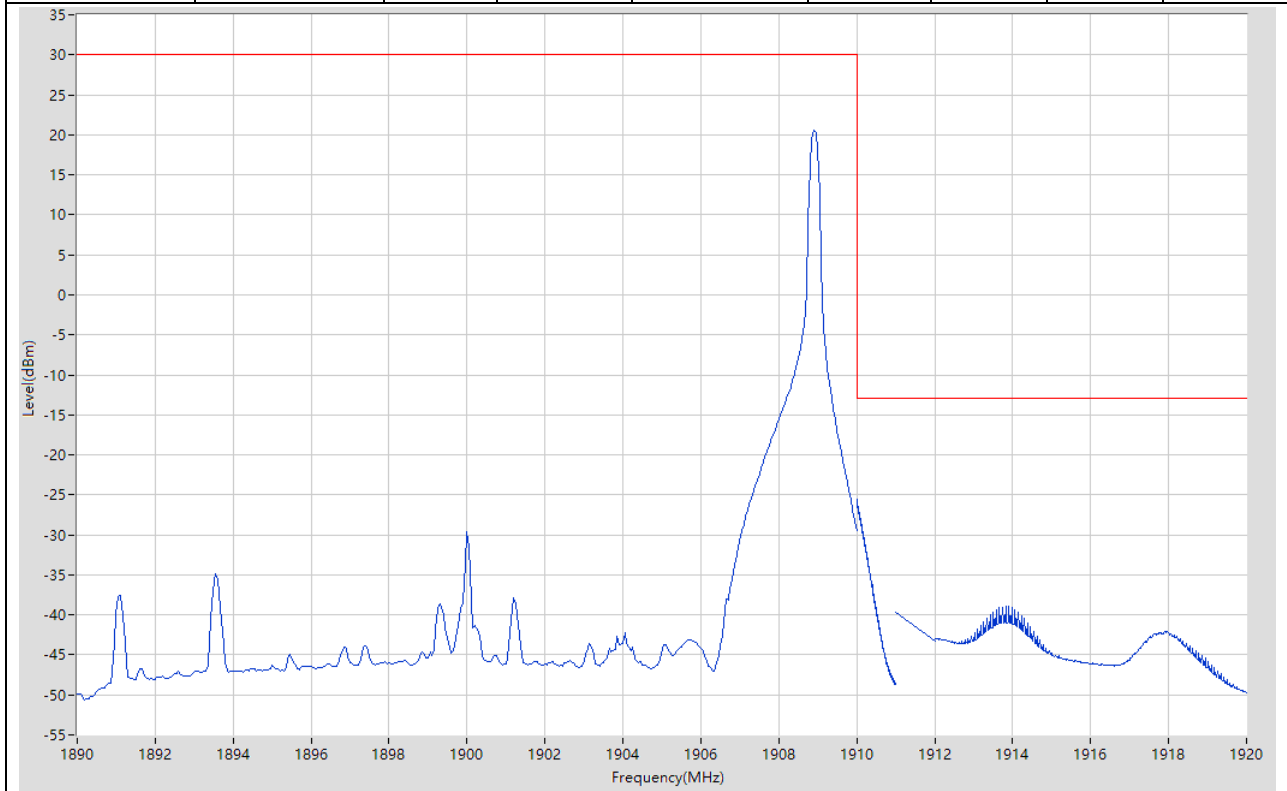
8.46. LTE Band Edge_Part22-24-27(NTNV)(Subtest:46, Channel:19100, Bandwidth:20, Modulation:QPSK, RB Number: 100, RB Position:HIGH)

Start Frequency (MHz)	Stop Frequency (MHz)	RBW (MHz)	Detector	Frequency (MHz)	Power (dBm)	Limit (dBm)	Verdict	Sweep Point
1890	1910	0.1	RMS	1898.05	1.53	30	Pass	401
1910	1911	0.2	RMS	1910.01	-37.8	-13	Pass	401
1911	1912	1	RMS	1911	-32.78	-13	Pass	2
1912	1920	1	RMS	1912.08	-33.91	-13	Pass	401



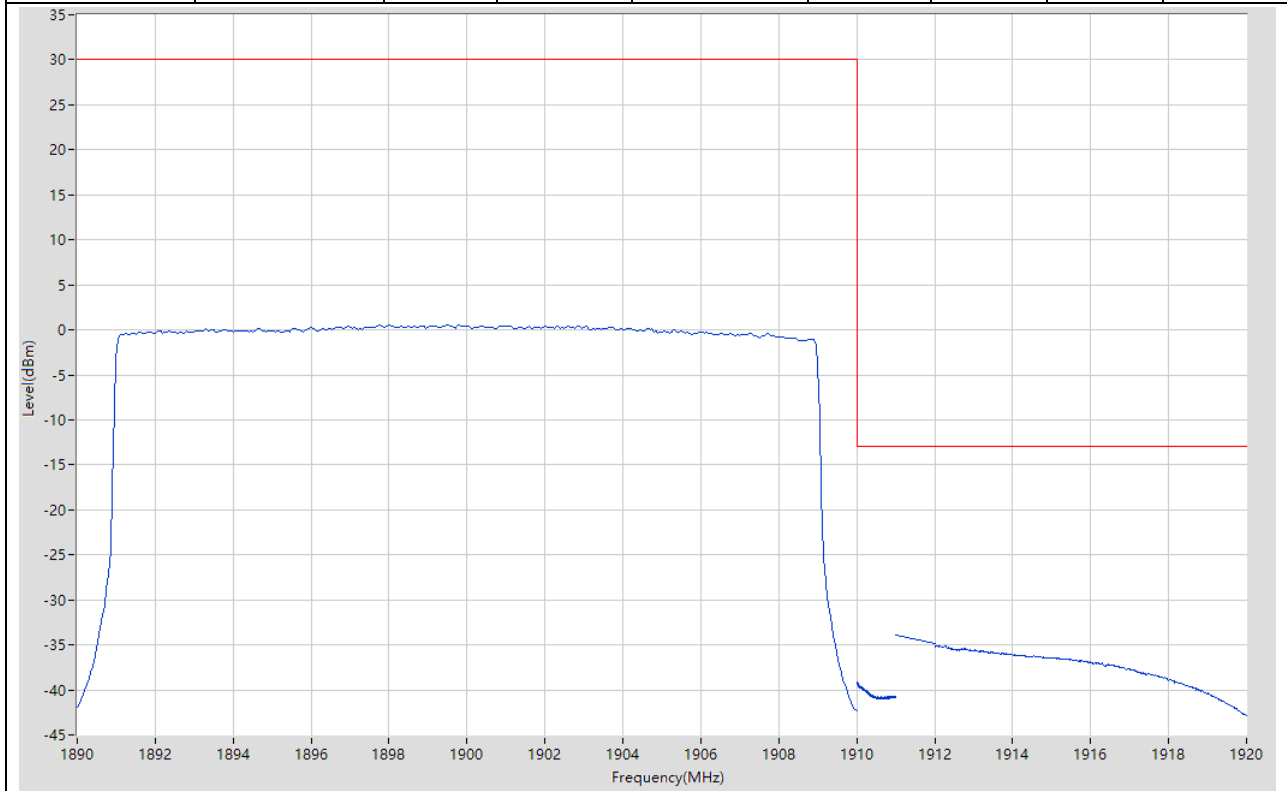
8.47. LTE Band Edge_Part22-24-27(NTNV)(Subtest:47, Channel:19100, Bandwidth:20, Modulation:Q16, RB Number: 1, RB Position:HIGH)

Start Frequency (MHz)	Stop Frequency (MHz)	RBW (MHz)	Detector	Frequency (MHz)	Power (dBm)	Limit (dBm)	Verdict	Sweep Point
1890	1910	0.1	RMS	1908.9	20.59	30	Pass	401
1910	1911	0.2	RMS	1910	-25.58	-13	Pass	401
1911	1912	1	RMS	1911	-39.73	-13	Pass	2
1912	1920	1	RMS	1913.82	-38.94	-13	Pass	401



8.48. LTE Band Edge_Part22-24-27(NTNV)(Subtest:48, Channel:19100, Bandwidth:20, Modulation:Q16, RB Number: 100, RB Position:HIGH)

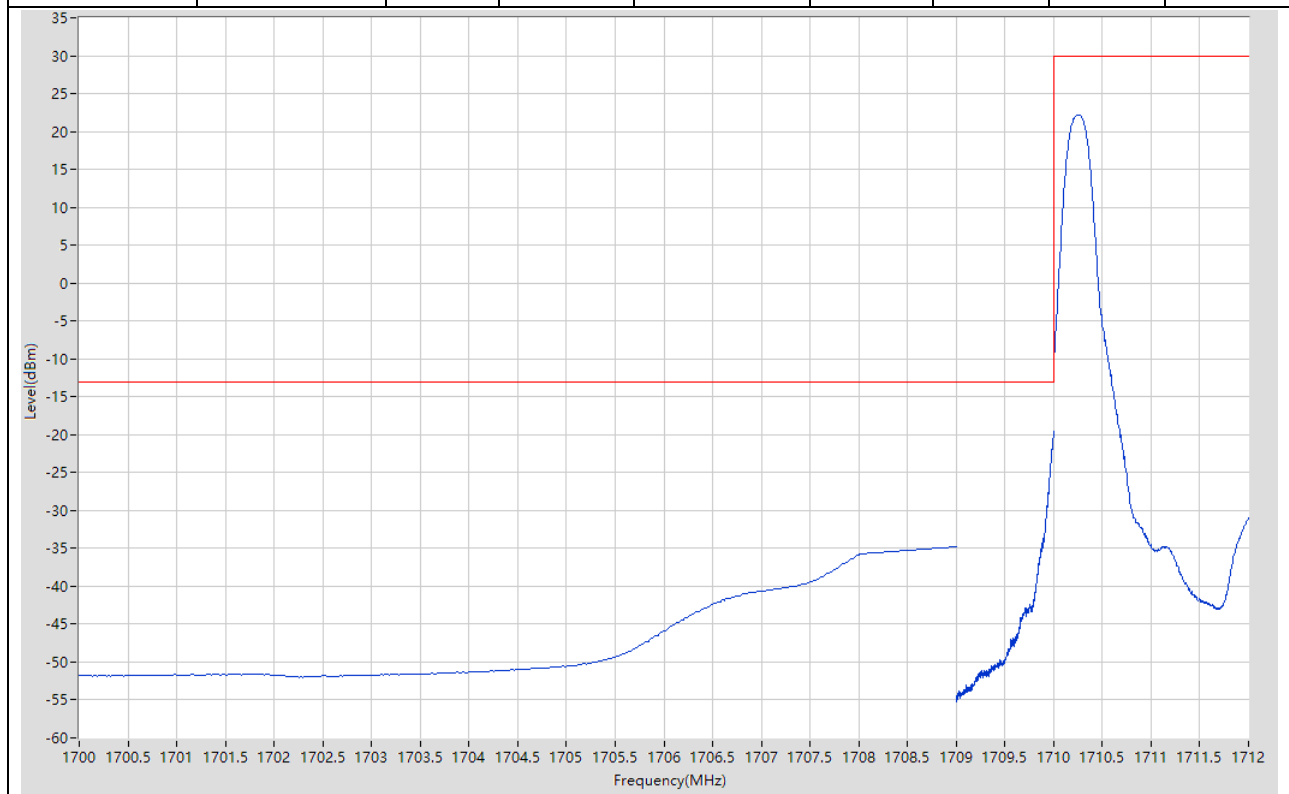
Start Frequency (MHz)	Stop Frequency (MHz)	RBW (MHz)	Detector	Frequency (MHz)	Power (dBm)	Limit (dBm)	Verdict	Sweep Point
1890	1910	0.1	RMS	1898	0.54	30	Pass	401
1910	1911	0.2	RMS	1910.013	-39.17	-13	Pass	401
1911	1912	1	RMS	1911	-33.97	-13	Pass	2
1912	1920	1	RMS	1912.06	-35.09	-13	Pass	401



9. LTE_Band4

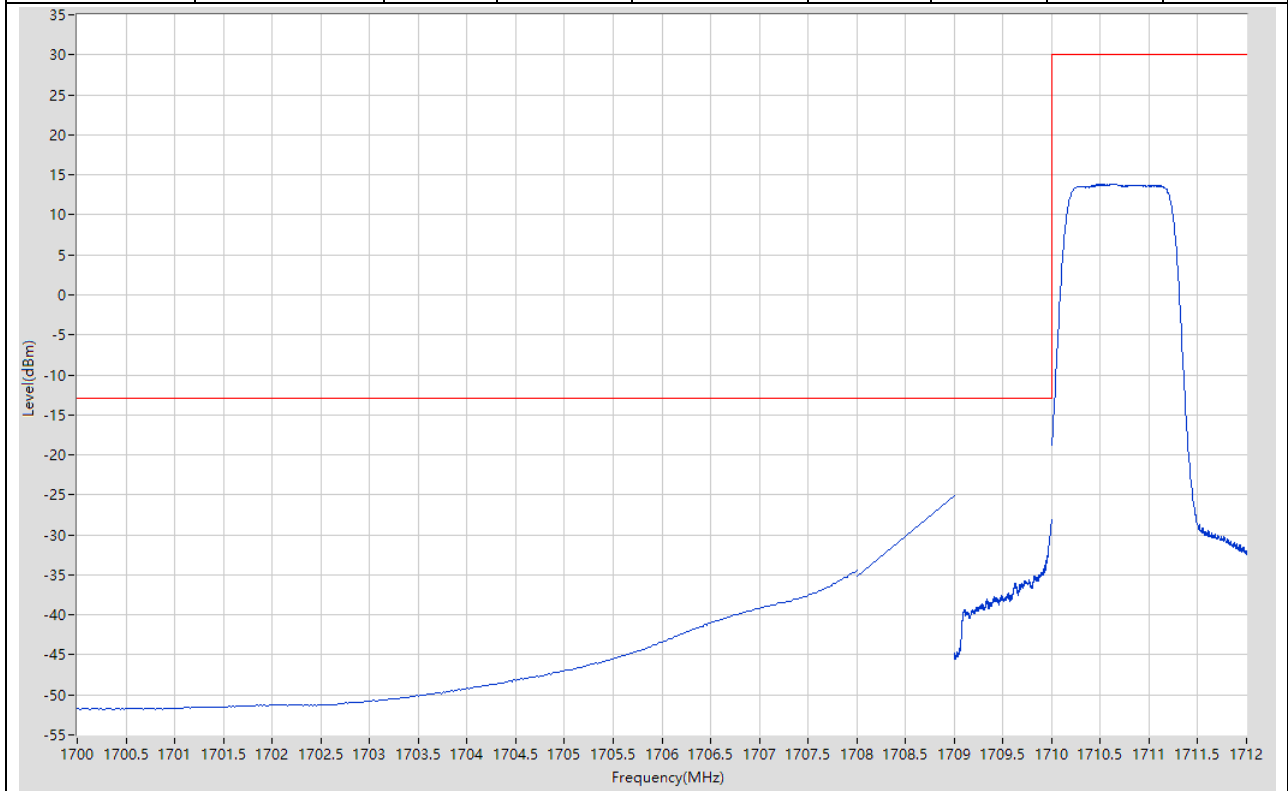
9.1. LTE Band Edge_Part22-24-27(NTNV)(Subtest:1, Channel:19957, Bandwidth:1.4, Modulation:QPSK, RB Number: 1, RB Position:LOW)

Start Frequency (MHz)	Stop Frequency (MHz)	RBW (MHz)	Detector	Frequency (MHz)	Power (dBm)	Limit (dBm)	Verdict	Sweep Point
1700	1708	1	RMS	1708	-35.83	-13	Pass	401
1708	1709	1	RMS	1709	-34.86	-13	Pass	2
1709	1710	0.02	RMS	1710	-19.63	-13	Pass	401
1710	1712	0.1	RMS	1710.255	22.23	30	Pass	401



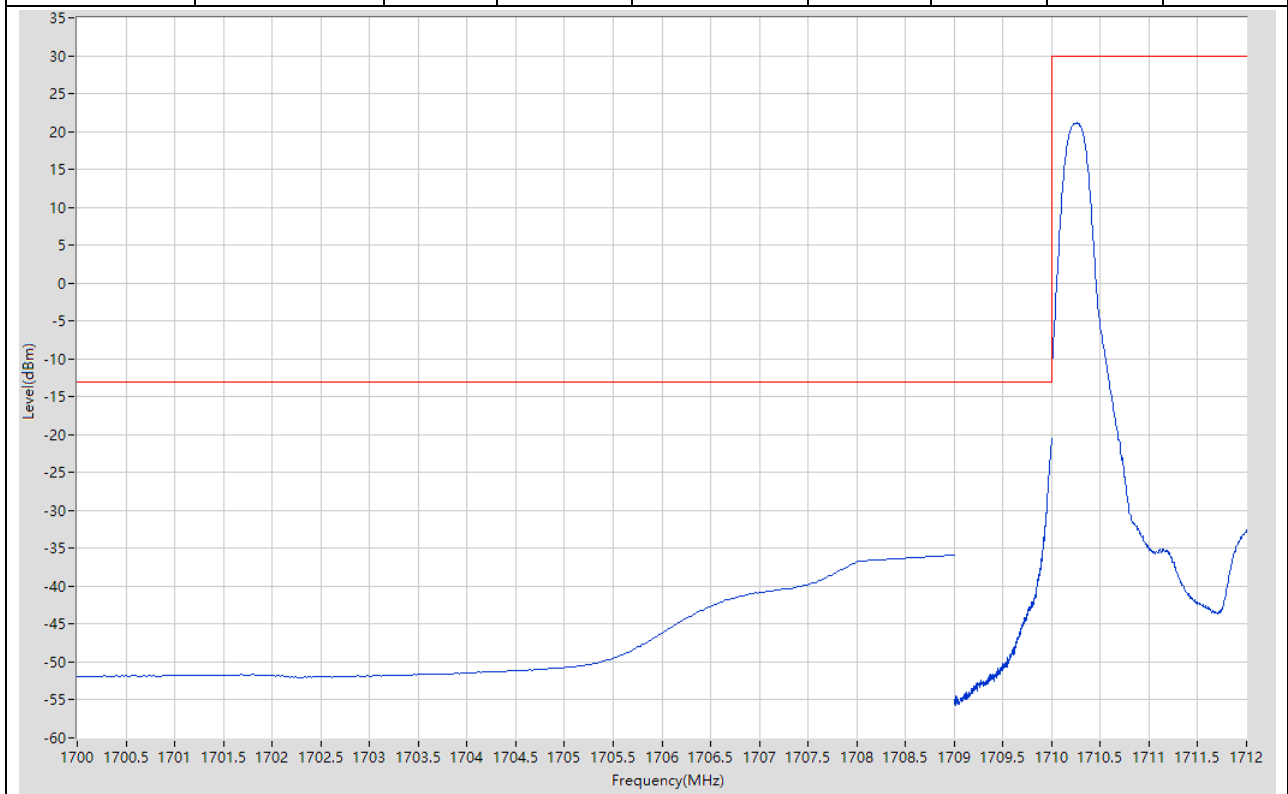
9.2. LTE Band Edge_Part22-24-27(NTNV)(Subtest:2, Channel:19957, Bandwidth:1.4, Modulation:QPSK, RB Number: 6, RB Position:LOW)

Start Frequency (MHz)	Stop Frequency (MHz)	RBW (MHz)	Detector	Frequency (MHz)	Power (dBm)	Limit (dBm)	Verdict	Sweep Point
1700	1708	1	RMS	1708	-34.35	-13	Pass	401
1708	1709	1	RMS	1709	-25.09	-13	Pass	2
1709	1710	0.02	RMS	1710	-28.11	-13	Pass	401
1710	1712	0.1	RMS	1710.65	13.85	30	Pass	401



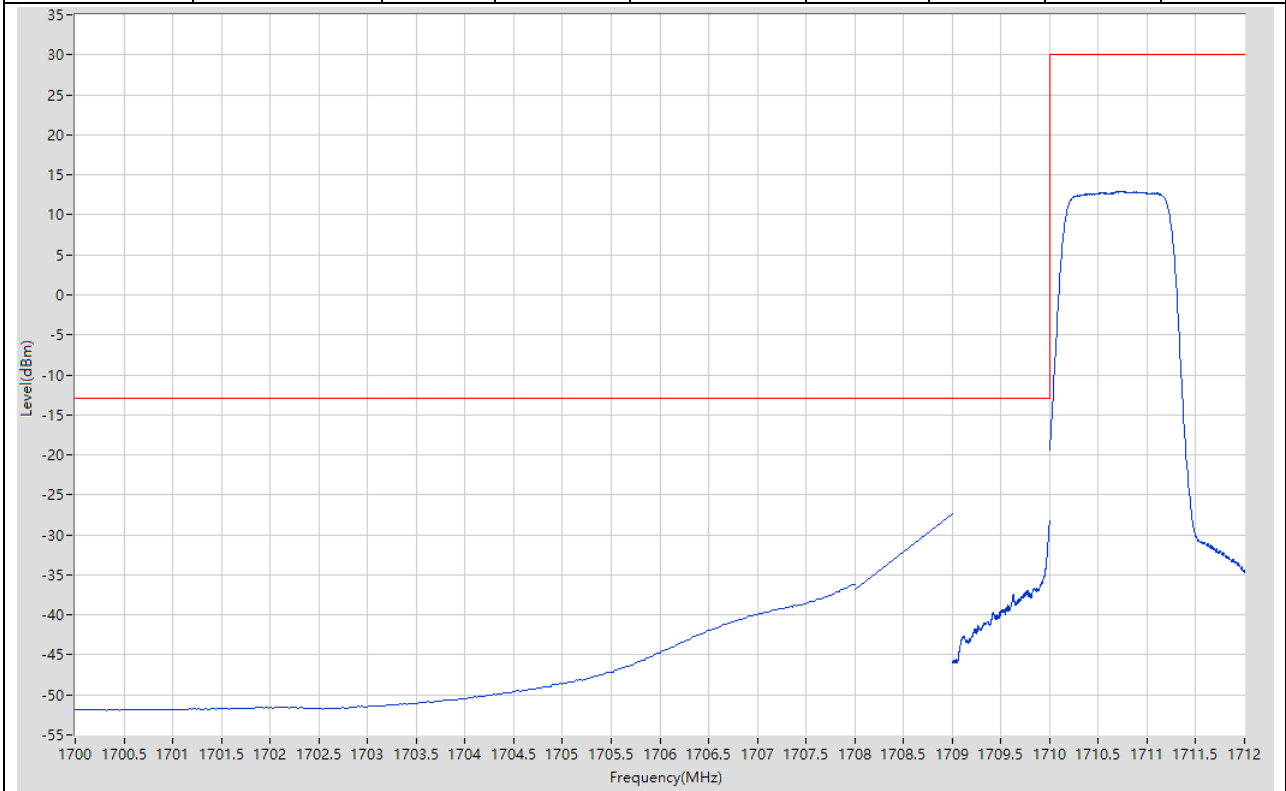
9.3. LTE Band Edge_Part22-24-27(NTNV)(Subtest:3, Channel:19957, Bandwidth:1.4, Modulation:Q16, RB Number: 1, RB Position:LOW)

Start Frequency (MHz)	Stop Frequency (MHz)	RBW (MHz)	Detector	Frequency (MHz)	Power (dBm)	Limit (dBm)	Verdict	Sweep Point
1700	1708	1	RMS	1708	-36.75	-13	Pass	401
1708	1709	1	RMS	1709	-35.9	-13	Pass	2
1709	1710	0.02	RMS	1710	-20.44	-13	Pass	401
1710	1712	0.1	RMS	1710.26	21.12	30	Pass	401



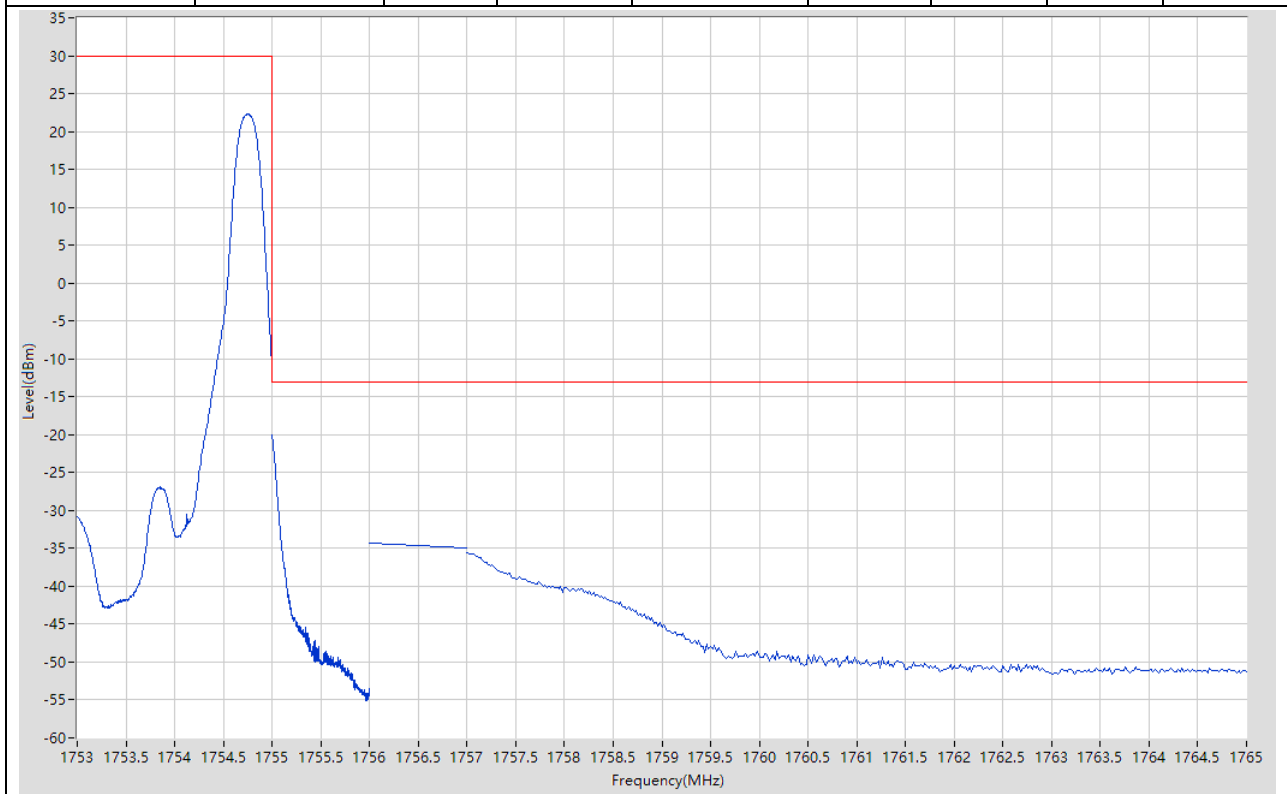
9.4. LTE Band Edge_Part22-24-27(NTNV)(Subtest:4, Channel:19957, Bandwidth:1.4, Modulation:Q16, RB Number: 6, RB Position:LOW)

Start Frequency (MHz)	Stop Frequency (MHz)	RBW (MHz)	Detector	Frequency (MHz)	Power (dBm)	Limit (dBm)	Verdict	Sweep Point
1700	1708	1	RMS	1707.98	-36.15	-13	Pass	401
1708	1709	1	RMS	1709	-27.3	-13	Pass	2
1709	1710	0.02	RMS	1710	-28.23	-13	Pass	401
1710	1712	0.1	RMS	1710.73	12.93	30	Pass	401



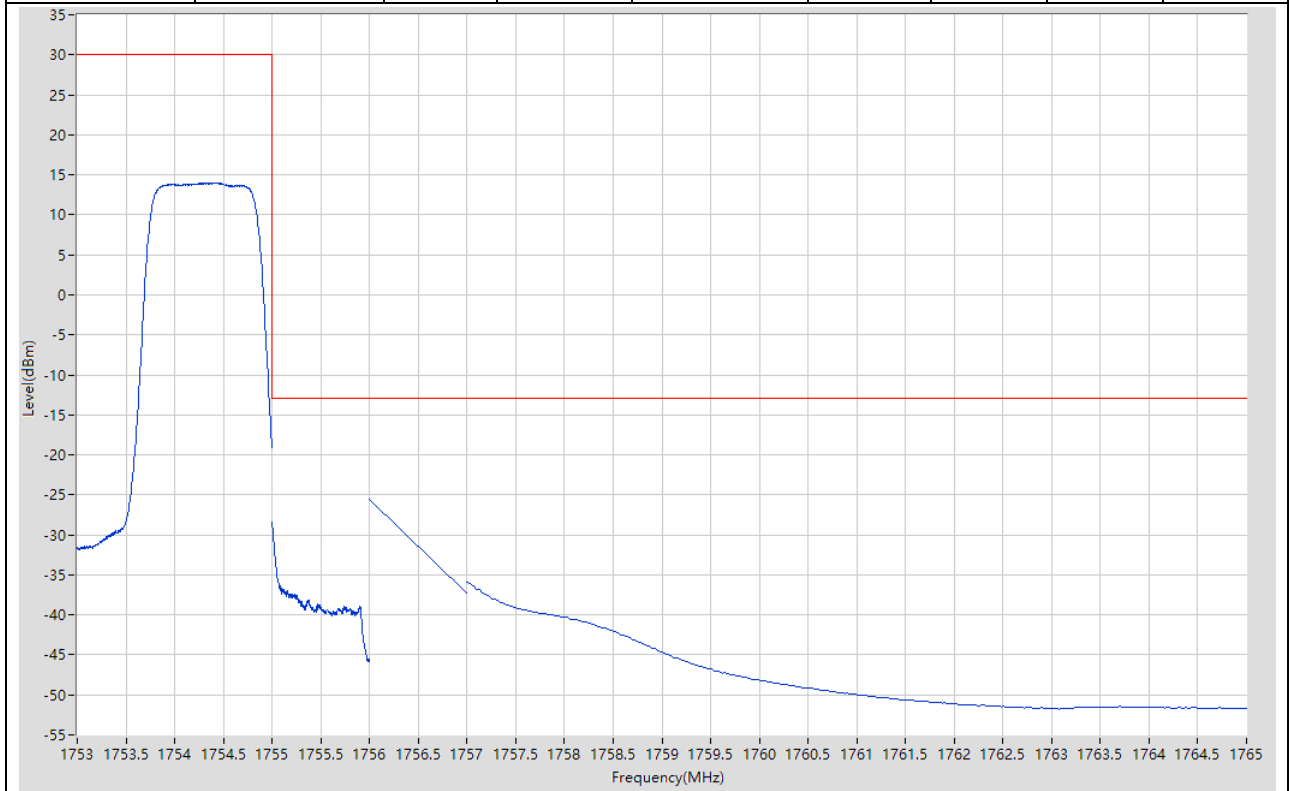
9.5. LTE Band Edge_Part22-24-27(NTNV)(Subtest:5, Channel:20393, Bandwidth:1.4, Modulation:QPSK, RB Number: 1, RB Position:HIGH)

Start Frequency (MHz)	Stop Frequency (MHz)	RBW (MHz)	Detector	Frequency (MHz)	Power (dBm)	Limit (dBm)	Verdict	Sweep Point
1753	1755	0.1	RMS	1754.75	22.29	30	Pass	401
1755	1756	0.02	RMS	1755	-20.03	-13	Pass	401
1756	1757	1	RMS	1756	-34.31	-13	Pass	2
1757	1765	1	RMS	1757	-35.65	-13	Pass	401



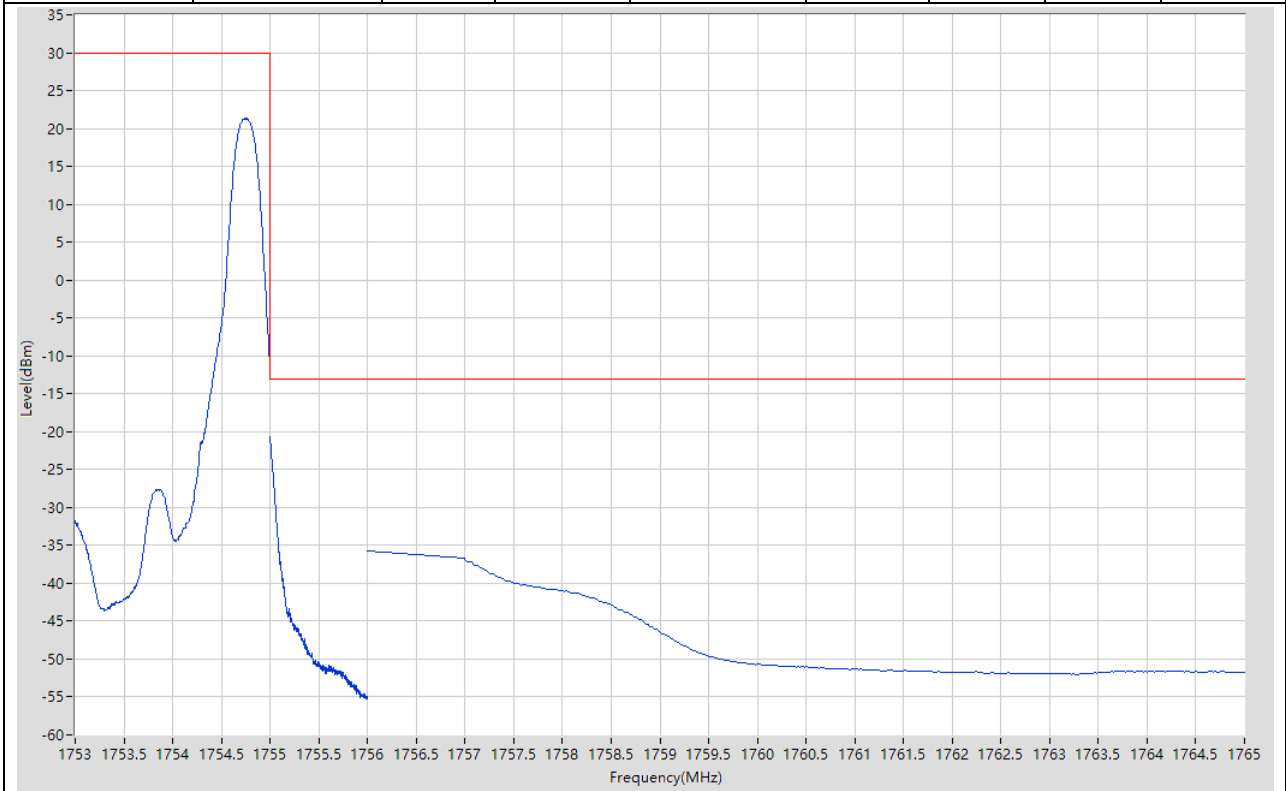
9.6. LTE Band Edge_Part22-24-27(NTNV)(Subtest:6, Channel:20393, Bandwidth:1.4, Modulation:QPSK, RB Number: 6, RB Position:HIGH)

Start Frequency (MHz)	Stop Frequency (MHz)	RBW (MHz)	Detector	Frequency (MHz)	Power (dBm)	Limit (dBm)	Verdict	Sweep Point
1753	1755	0.1	RMS	1754.43	13.99	30	Pass	401
1755	1756	0.02	RMS	1755	-28.38	-13	Pass	401
1756	1757	1	RMS	1756	-25.62	-13	Pass	2
1757	1765	1	RMS	1757	-35.91	-13	Pass	401



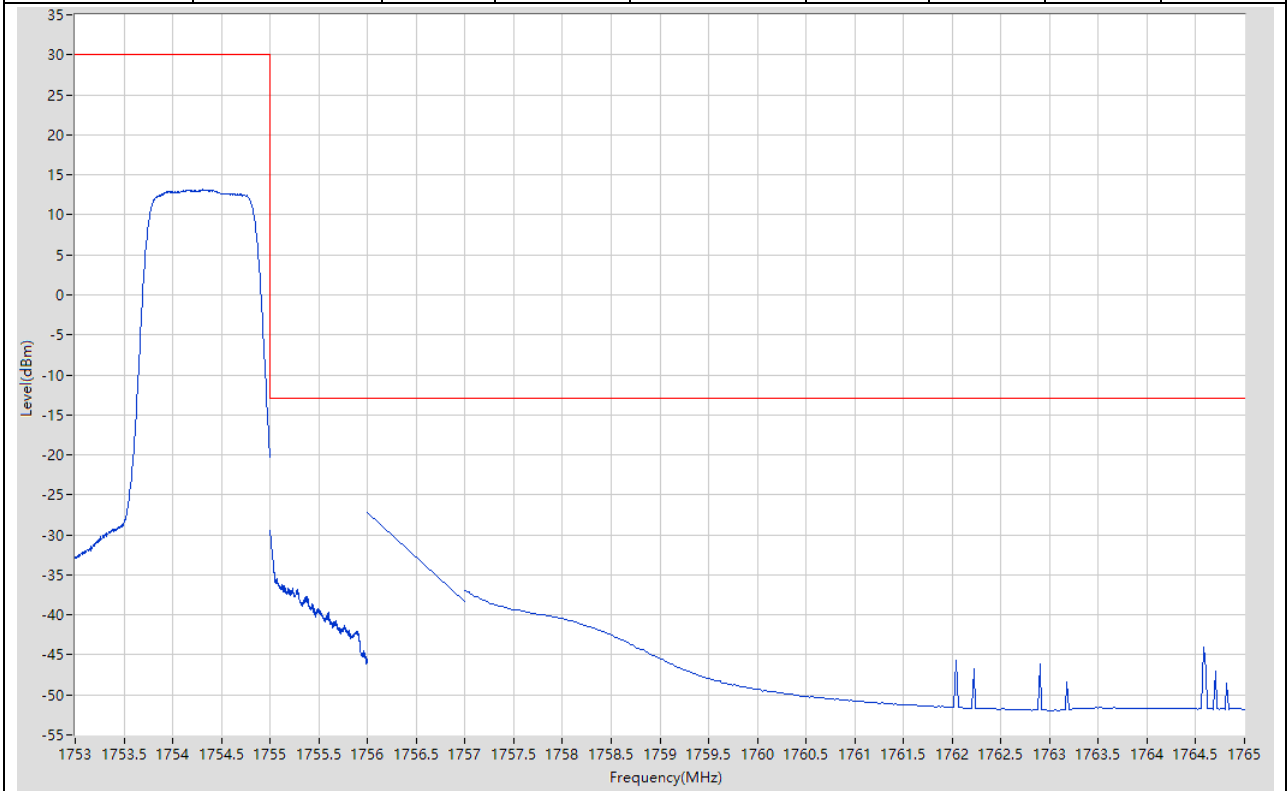
9.7. LTE Band Edge_Part22-24-27(NTNV)(Subtest:7, Channel:20393, Bandwidth:1.4, Modulation:Q16, RB Number: 1, RB Position:HIGH)

Start Frequency (MHz)	Stop Frequency (MHz)	RBW (MHz)	Detector	Frequency (MHz)	Power (dBm)	Limit (dBm)	Verdict	Sweep Point
1753	1755	0.1	RMS	1754.74	21.33	30	Pass	401
1755	1756	0.02	RMS	1755	-20.68	-13	Pass	401
1756	1757	1	RMS	1756	-35.8	-13	Pass	2
1757	1765	1	RMS	1757	-36.89	-13	Pass	401



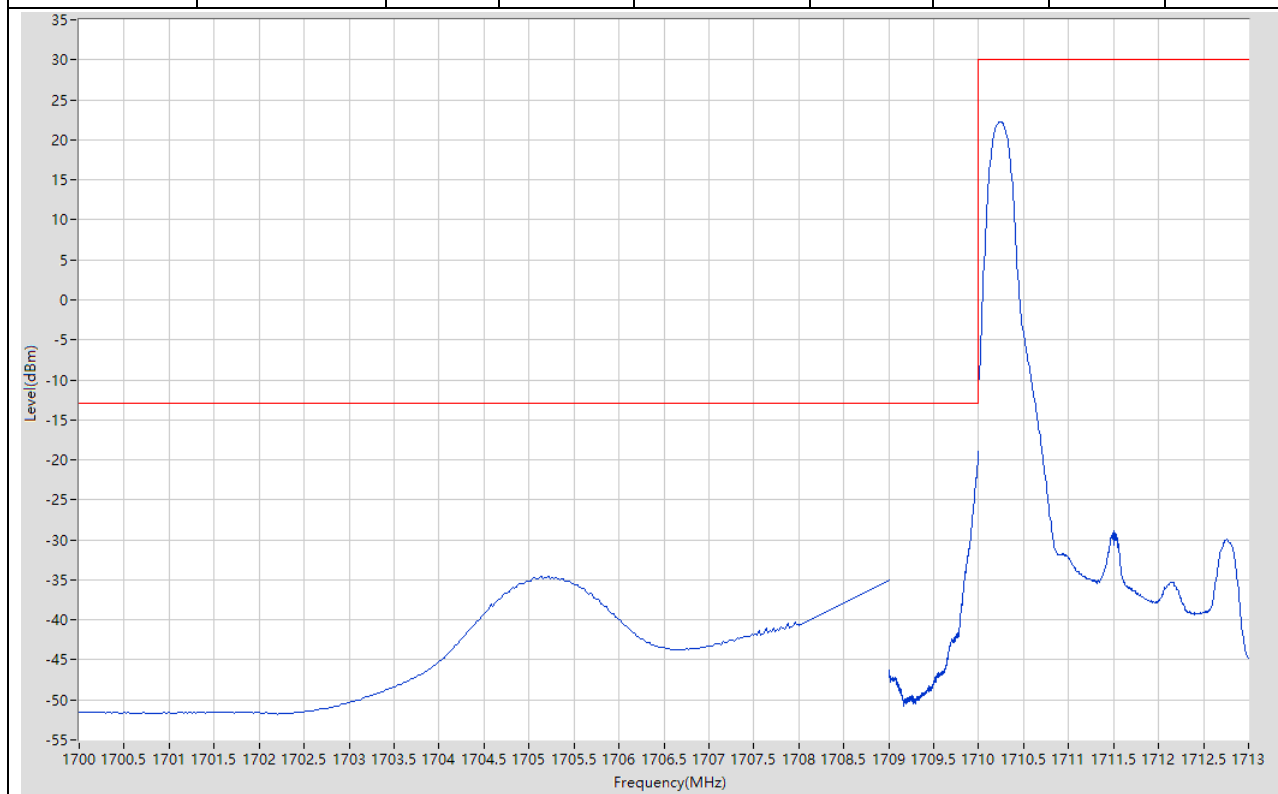
9.8. LTE Band Edge_Part22-24-27(NTNV)(Subtest:8, Channel:20393, Bandwidth:1.4, Modulation:Q16, RB Number: 6, RB Position:HIGH)

Start Frequency (MHz)	Stop Frequency (MHz)	RBW (MHz)	Detector	Frequency (MHz)	Power (dBm)	Limit (dBm)	Verdict	Sweep Point
1753	1755	0.1	RMS	1754.31	13.17	30	Pass	401
1755	1756	0.02	RMS	1755	-29.43	-13	Pass	401
1756	1757	1	RMS	1756	-27.2	-13	Pass	2
1757	1765	1	RMS	1757	-36.94	-13	Pass	401



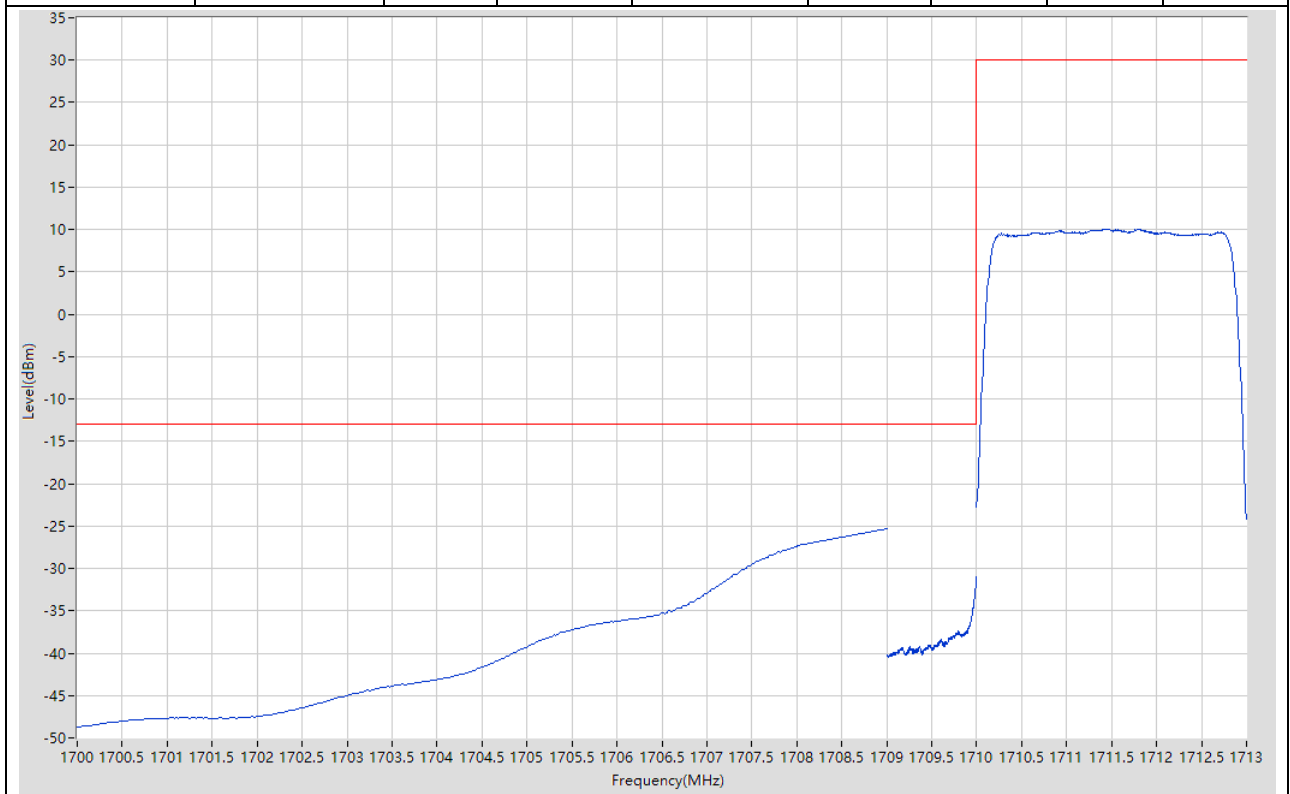
9.9. LTE Band Edge_Part22-24-27(NTNV)(Subtest:9, Channel:19965, Bandwidth:3, Modulation:QPSK, RB Number: 1, RB Position:LOW)

Start Frequency (MHz)	Stop Frequency (MHz)	RBW (MHz)	Detector	Frequency (MHz)	Power (dBm)	Limit (dBm)	Verdict	Sweep Point
1700	1708	1	RMS	1705.22	-34.52	-13	Pass	401
1708	1709	1	RMS	1709	-35.02	-13	Pass	2
1709	1710	0.03	RMS	1710	-18.91	-13	Pass	401
1710	1713	0.1	RMS	1710.248	22.27	30	Pass	401



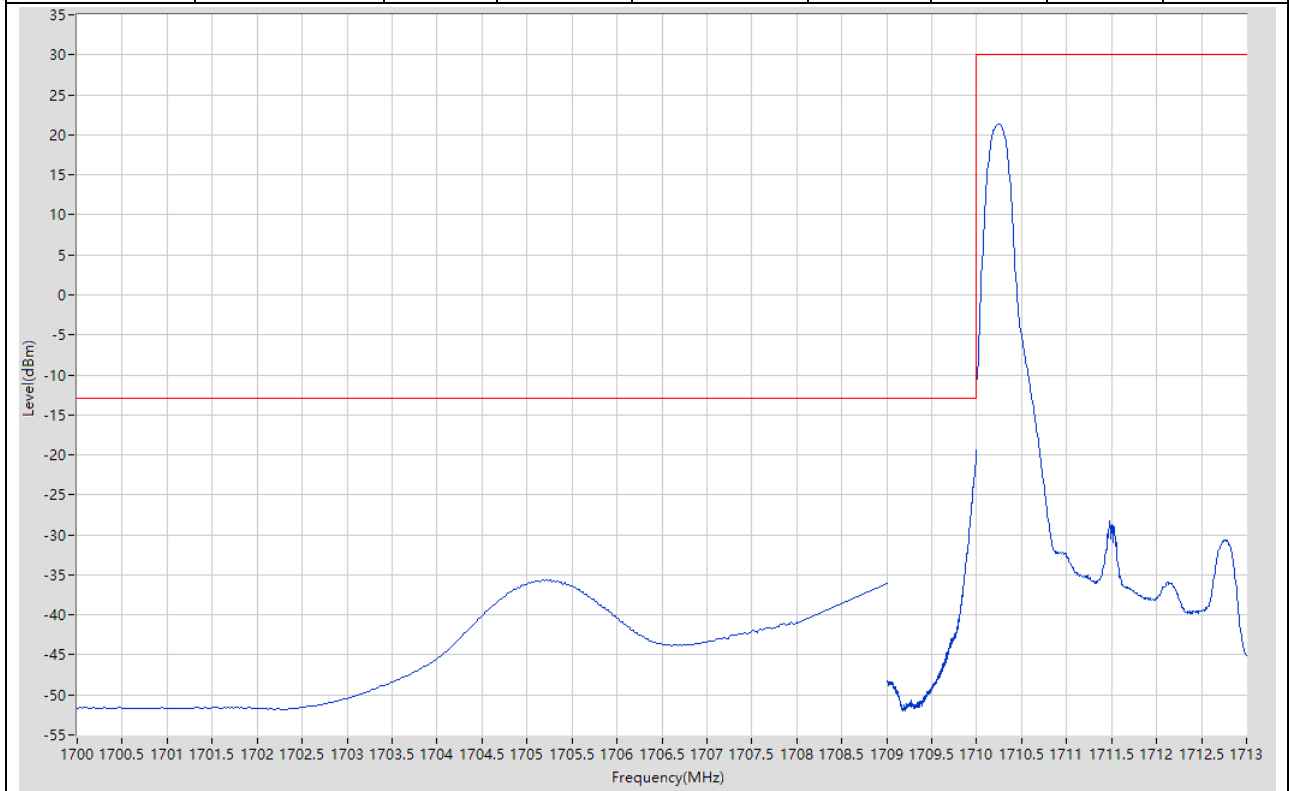
9.10. LTE Band Edge_Part22-24-27(NTNV)(Subtest:10, Channel:19965, Bandwidth:3, Modulation:QPSK, RB Number: 15, RB Position:LOW)

Start Frequency (MHz)	Stop Frequency (MHz)	RBW (MHz)	Detector	Frequency (MHz)	Power (dBm)	Limit (dBm)	Verdict	Sweep Point
1700	1708	1	RMS	1708	-27.49	-13	Pass	401
1708	1709	1	RMS	1709	-25.3	-13	Pass	2
1709	1710	0.03	RMS	1709.998	-30.92	-13	Pass	401
1710	1713	0.1	RMS	1711.44	10.09	30	Pass	401



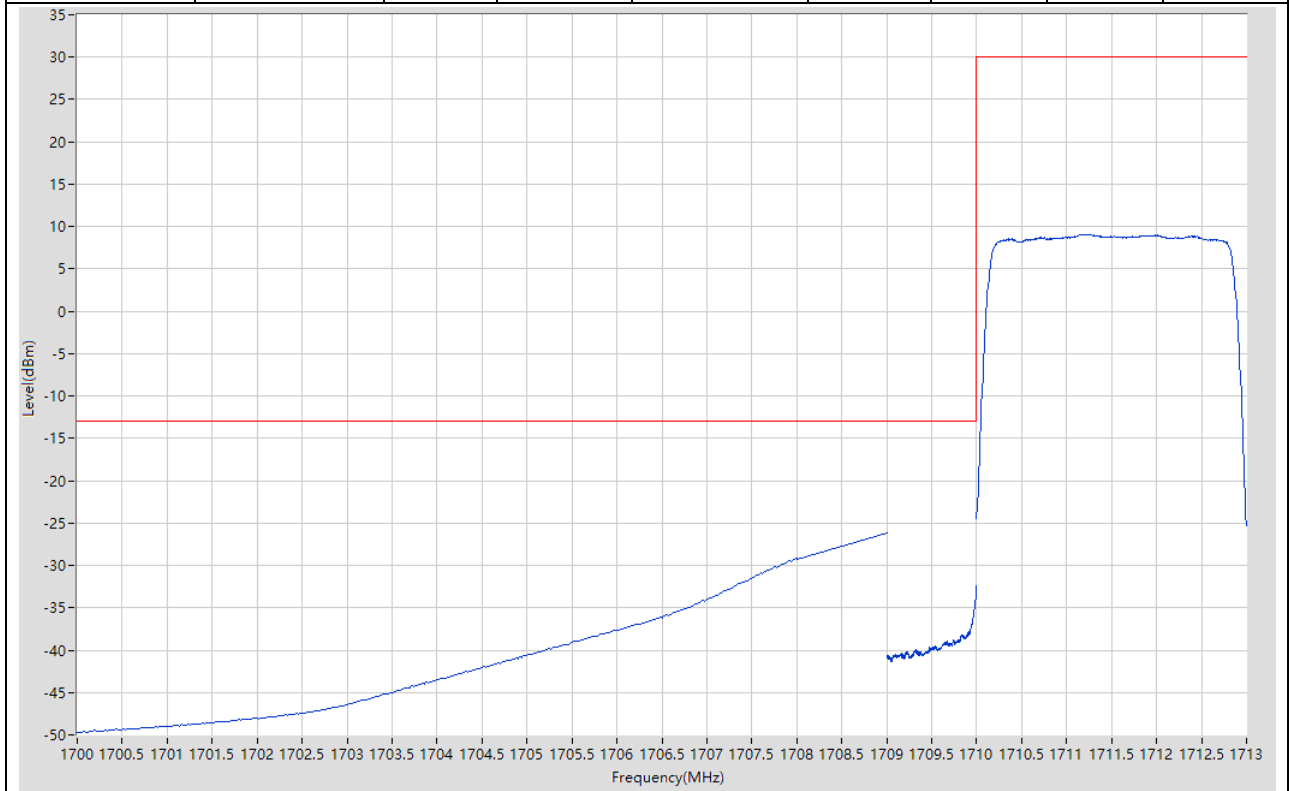
9.11. LTE Band Edge_Part22-24-27(NTNV)(Subtest:11, Channel:19965, Bandwidth:3, Modulation:Q16, RB Number: 1, RB Position:LOW)

Start Frequency (MHz)	Stop Frequency (MHz)	RBW (MHz)	Detector	Frequency (MHz)	Power (dBm)	Limit (dBm)	Verdict	Sweep Point
1700	1708	1	RMS	1705.18	-35.62	-13	Pass	401
1708	1709	1	RMS	1709	-36.08	-13	Pass	2
1709	1710	0.03	RMS	1710	-19.33	-13	Pass	401
1710	1713	0.1	RMS	1710.263	21.34	30	Pass	401



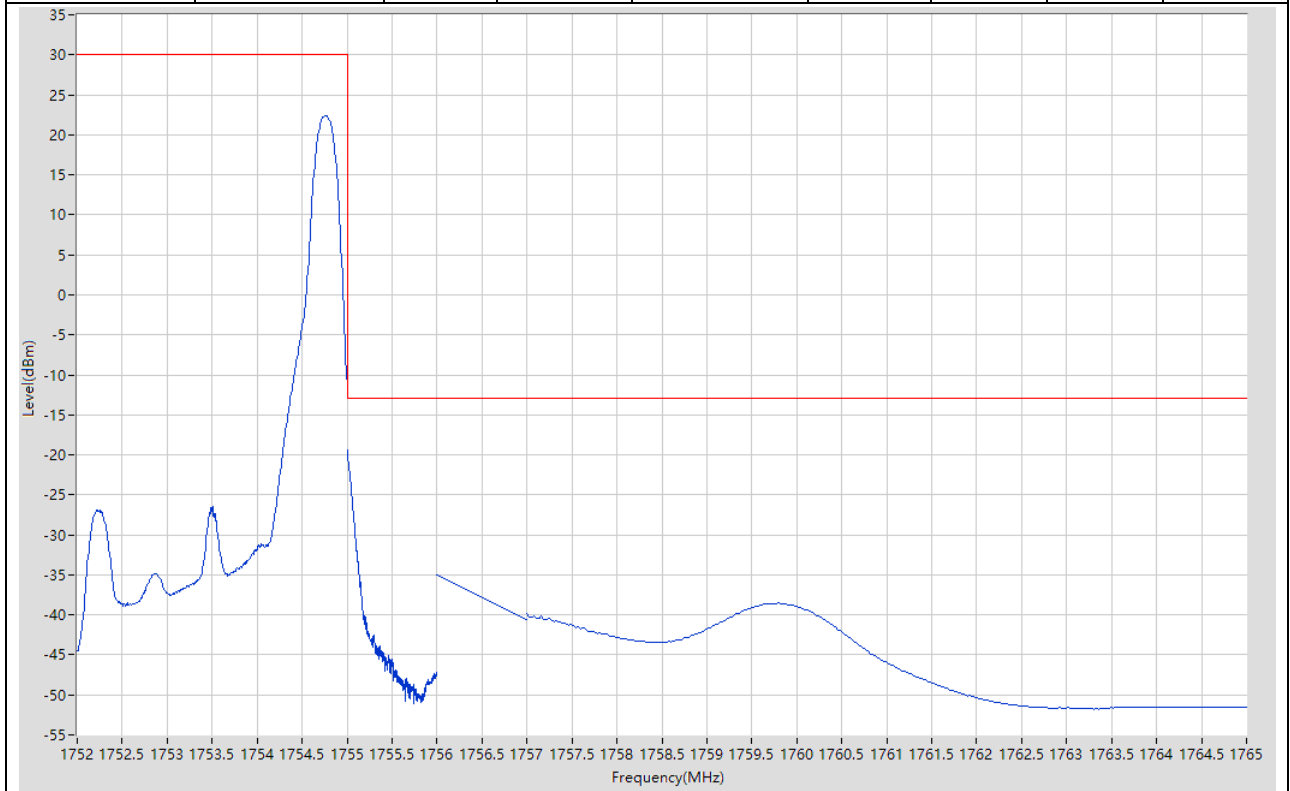
9.12. LTE Band Edge_Part22-24-27(NTNV)(Subtest:12, Channel:19965, Bandwidth:3, Modulation:Q16, RB Number: 15, RB Position:LOW)

Start Frequency (MHz)	Stop Frequency (MHz)	RBW (MHz)	Detector	Frequency (MHz)	Power (dBm)	Limit (dBm)	Verdict	Sweep Point
1700	1708	1	RMS	1708	-29.17	-13	Pass	401
1708	1709	1	RMS	1709	-26.17	-13	Pass	2
1709	1710	0.03	RMS	1710	-32.38	-13	Pass	401
1710	1713	0.1	RMS	1711.223	9.1	30	Pass	401



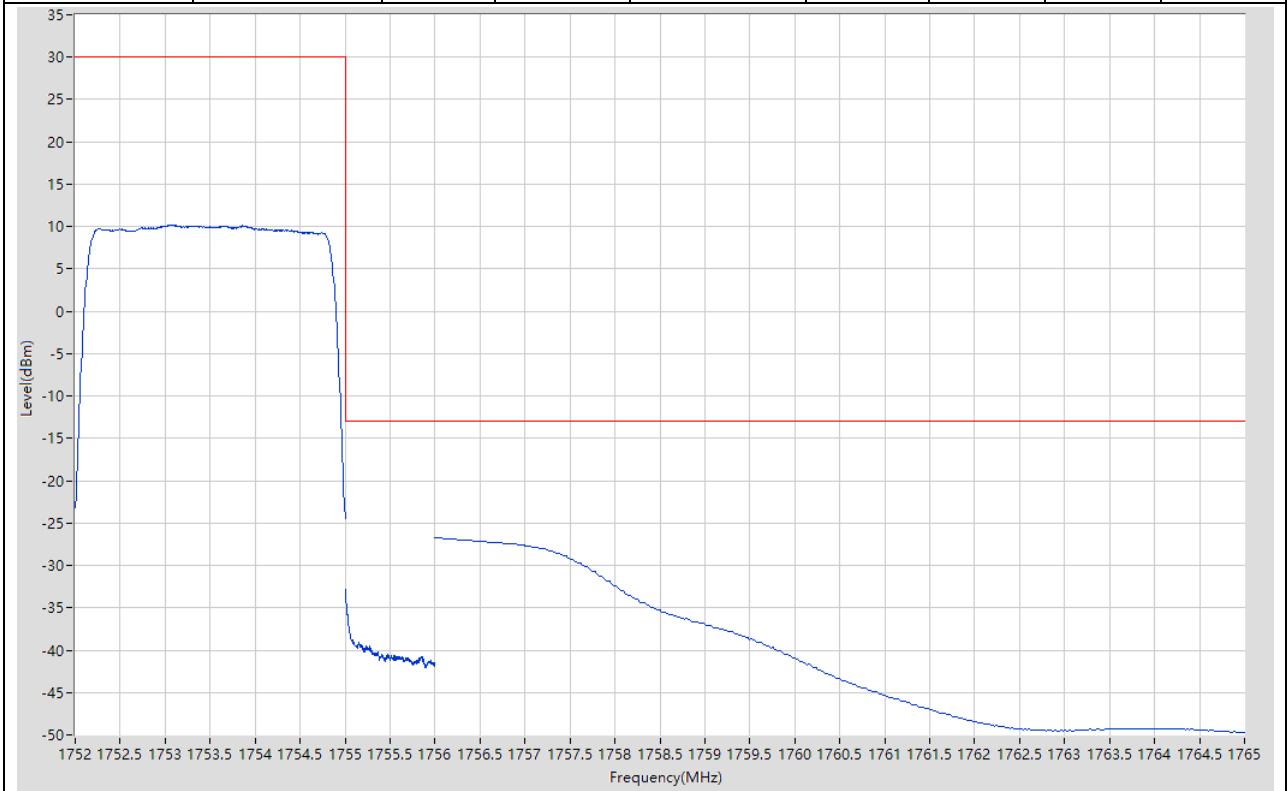
9.13. LTE Band Edge_Part22-24-27(NTNV)(Subtest:13, Channel:20385, Bandwidth:3, Modulation:QPSK, RB Number: 1, RB Position:HIGH)

Start Frequency (MHz)	Stop Frequency (MHz)	RBW (MHz)	Detector	Frequency (MHz)	Power (dBm)	Limit (dBm)	Verdict	Sweep Point
1752	1755	0.1	RMS	1754.76	22.4	30	Pass	401
1755	1756	0.03	RMS	1755	-19.43	-13	Pass	401
1756	1757	1	RMS	1756	-35.05	-13	Pass	2
1757	1765	1	RMS	1759.8	-38.54	-13	Pass	401



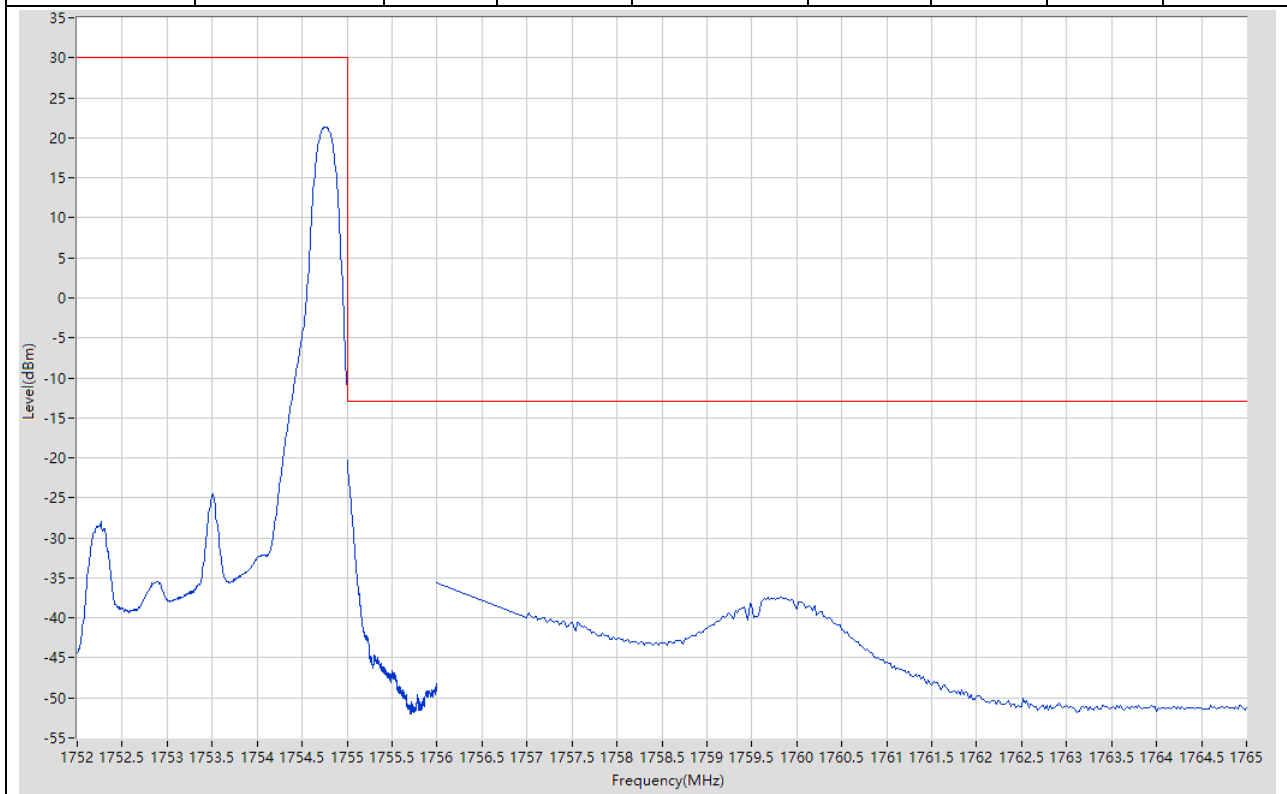
9.14. LTE Band Edge_Part22-24-27(NTNV)(Subtest:14, Channel:20385, Bandwidth:3, Modulation:QPSK, RB Number: 15, RB Position:HIGH)

Start Frequency (MHz)	Stop Frequency (MHz)	RBW (MHz)	Detector	Frequency (MHz)	Power (dBm)	Limit (dBm)	Verdict	Sweep Point
1752	1755	0.1	RMS	1753.065	10.24	30	Pass	401
1755	1756	0.03	RMS	1755	-32.83	-13	Pass	401
1756	1757	1	RMS	1756	-26.69	-13	Pass	2
1757	1765	1	RMS	1757	-27.69	-13	Pass	401



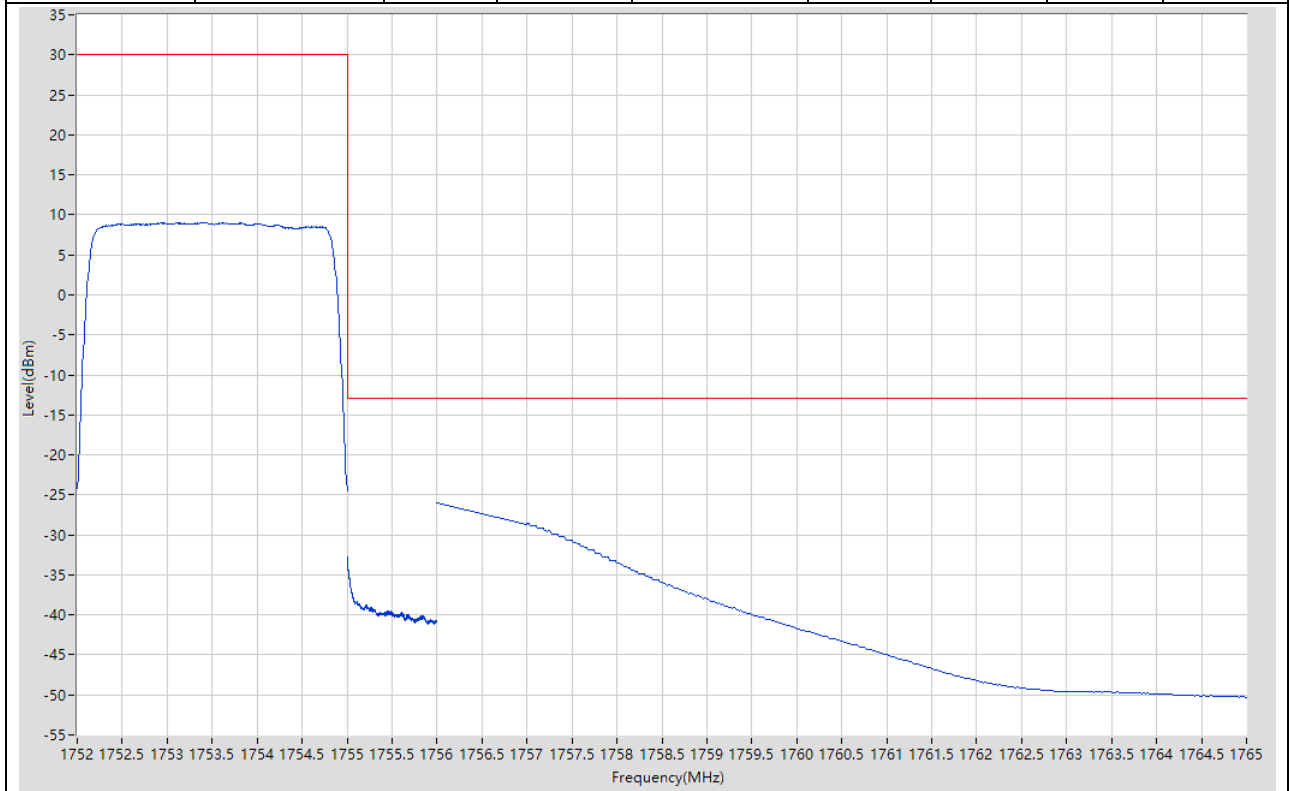
9.15. LTE Band Edge_Part22-24-27(NTNV)(Subtest:15, Channel:20385, Bandwidth:3, Modulation:Q16, RB Number: 1, RB Position:HIGH)

Start Frequency (MHz)	Stop Frequency (MHz)	RBW (MHz)	Detector	Frequency (MHz)	Power (dBm)	Limit (dBm)	Verdict	Sweep Point
1752	1755	0.1	RMS	1754.76	21.38	30	Pass	401
1755	1756	0.03	RMS	1755	-20.33	-13	Pass	401
1756	1757	1	RMS	1756	-35.65	-13	Pass	2
1757	1765	1	RMS	1759.68	-37.44	-13	Pass	401



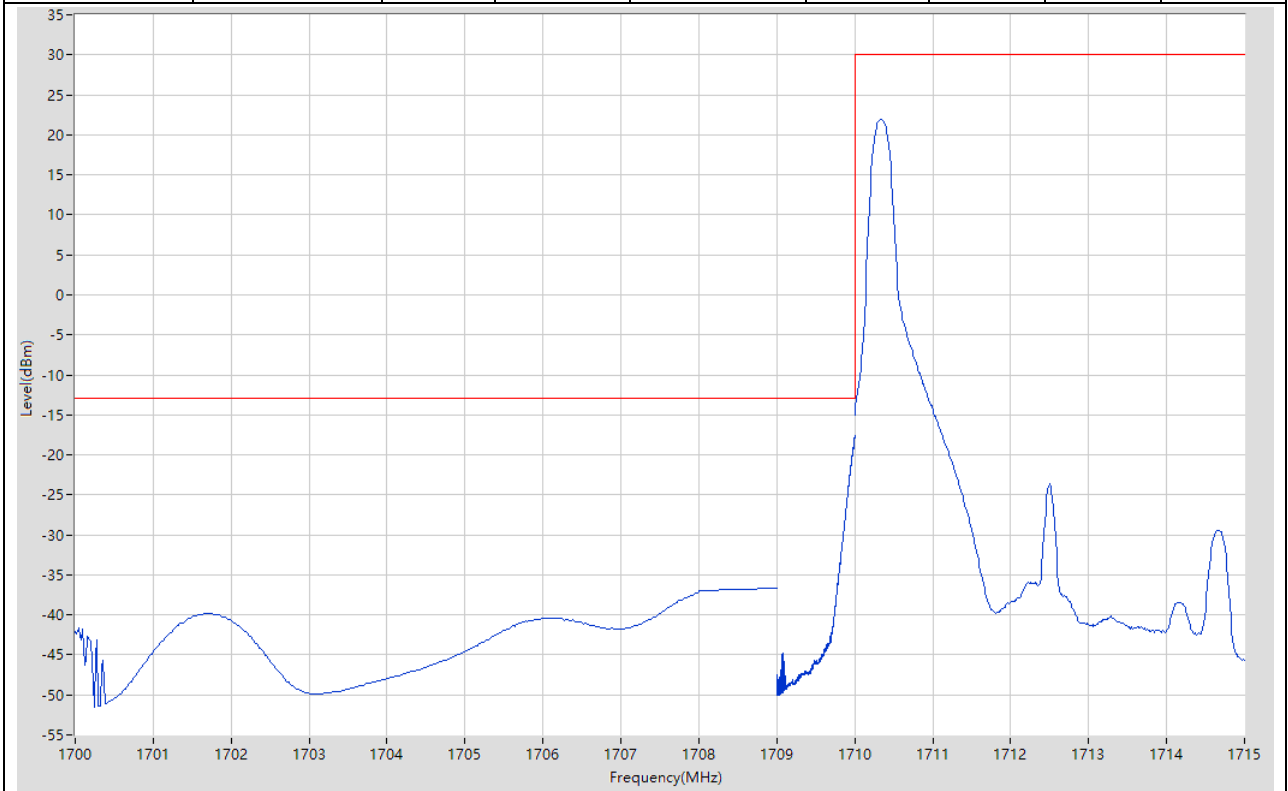
9.16. LTE Band Edge_Part22-24-27(NTNV)(Subtest:16, Channel:20385, Bandwidth:3, Modulation:Q16, RB Number: 15, RB Position:HIGH)

Start Frequency (MHz)	Stop Frequency (MHz)	RBW (MHz)	Detector	Frequency (MHz)	Power (dBm)	Limit (dBm)	Verdict	Sweep Point
1752	1755	0.1	RMS	1753.373	9.05	30	Pass	401
1755	1756	0.03	RMS	1755	-32.8	-13	Pass	401
1756	1757	1	RMS	1756	-25.95	-13	Pass	2
1757	1765	1	RMS	1757	-28.59	-13	Pass	401



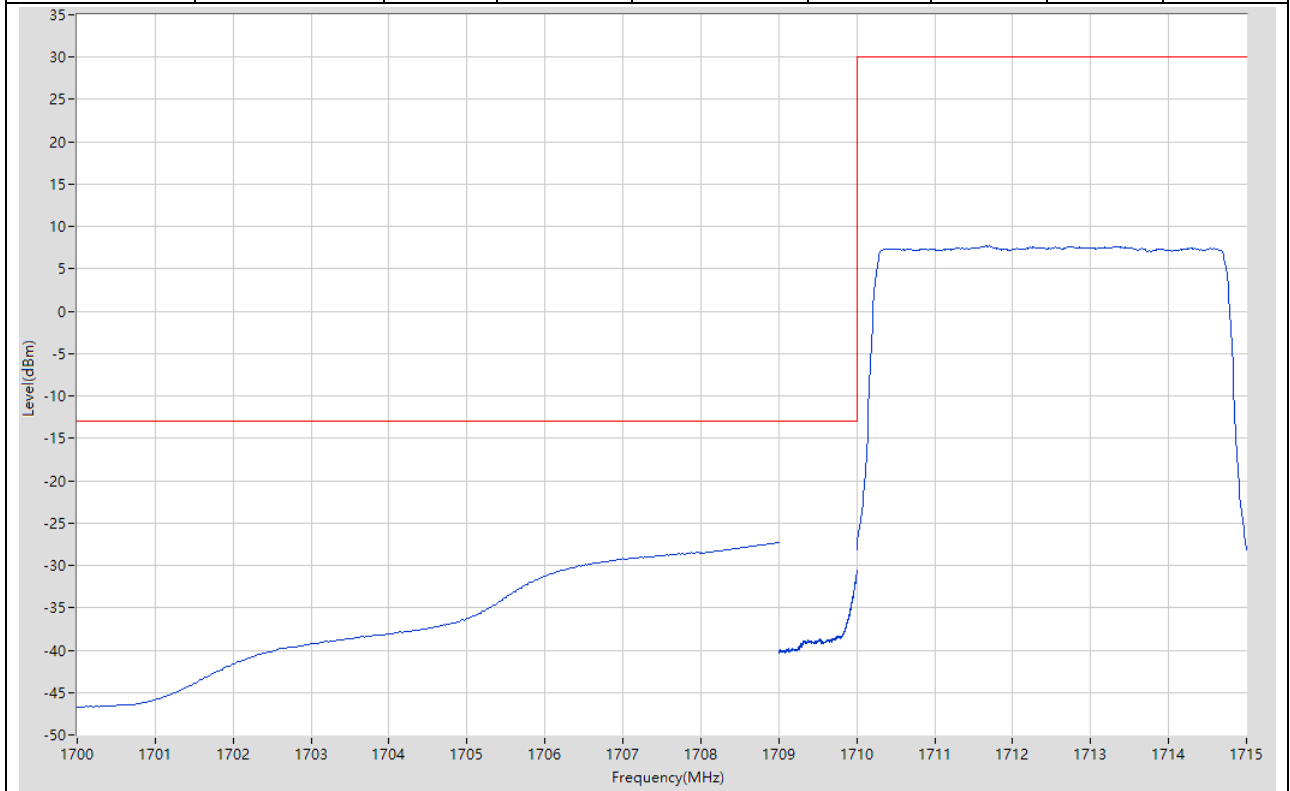
9.17. LTE Band Edge_Part22-24-27(NTNV)(Subtest:17, Channel:19975, Bandwidth:5, Modulation:QPSK, RB Number: 1, RB Position:LOW)

Start Frequency (MHz)	Stop Frequency (MHz)	RBW (MHz)	Detector	Frequency (MHz)	Power (dBm)	Limit (dBm)	Verdict	Sweep Point
1700	1708	1	RMS	1708	-37.13	-13	Pass	401
1708	1709	1	RMS	1709	-36.6	-13	Pass	2
1709	1710	0.051	RMS	1710	-17.57	-13	Pass	401
1710	1715	0.1	RMS	1710.338	21.93	30	Pass	401



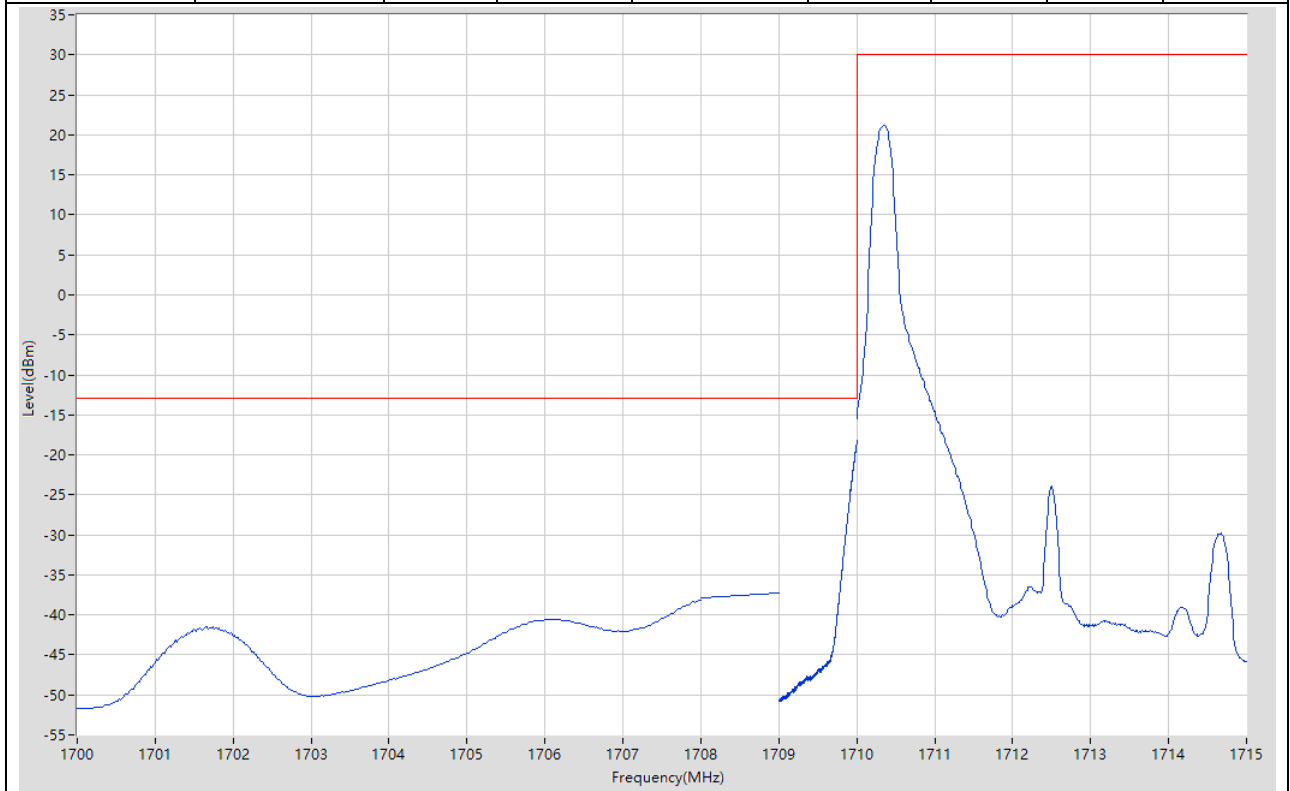
9.18. LTE Band Edge_Part22-24-27(NTNV)(Subtest:18, Channel:19975, Bandwidth:5, Modulation:QPSK, RB Number: 25, RB Position:LOW)

Start Frequency (MHz)	Stop Frequency (MHz)	RBW (MHz)	Detector	Frequency (MHz)	Power (dBm)	Limit (dBm)	Verdict	Sweep Point
1700	1708	1	RMS	1708	-28.37	-13	Pass	401
1708	1709	1	RMS	1709	-27.25	-13	Pass	2
1709	1710	0.051	RMS	1710	-30.61	-13	Pass	401
1710	1715	0.1	RMS	1711.65	7.8	30	Pass	401



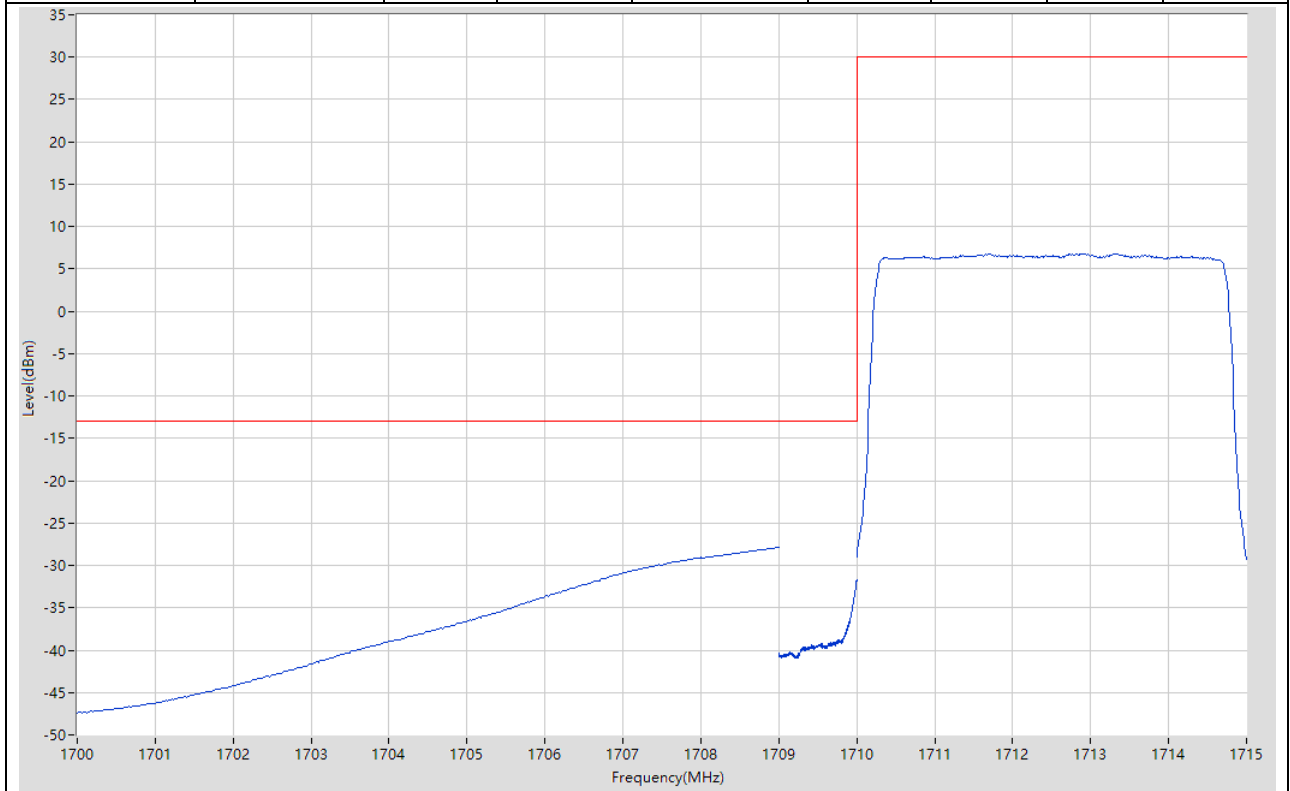
9.19. LTE Band Edge_Part22-24-27(NTNV)(Subtest:19, Channel:19975, Bandwidth:5, Modulation:Q16, RB Number: 1, RB Position:LOW)

Start Frequency (MHz)	Stop Frequency (MHz)	RBW (MHz)	Detector	Frequency (MHz)	Power (dBm)	Limit (dBm)	Verdict	Sweep Point
1700	1708	1	RMS	1707.98	-38.14	-13	Pass	401
1708	1709	1	RMS	1709	-37.3	-13	Pass	2
1709	1710	0.051	RMS	1710	-18.18	-13	Pass	401
1710	1715	0.1	RMS	1710.338	21.16	30	Pass	401



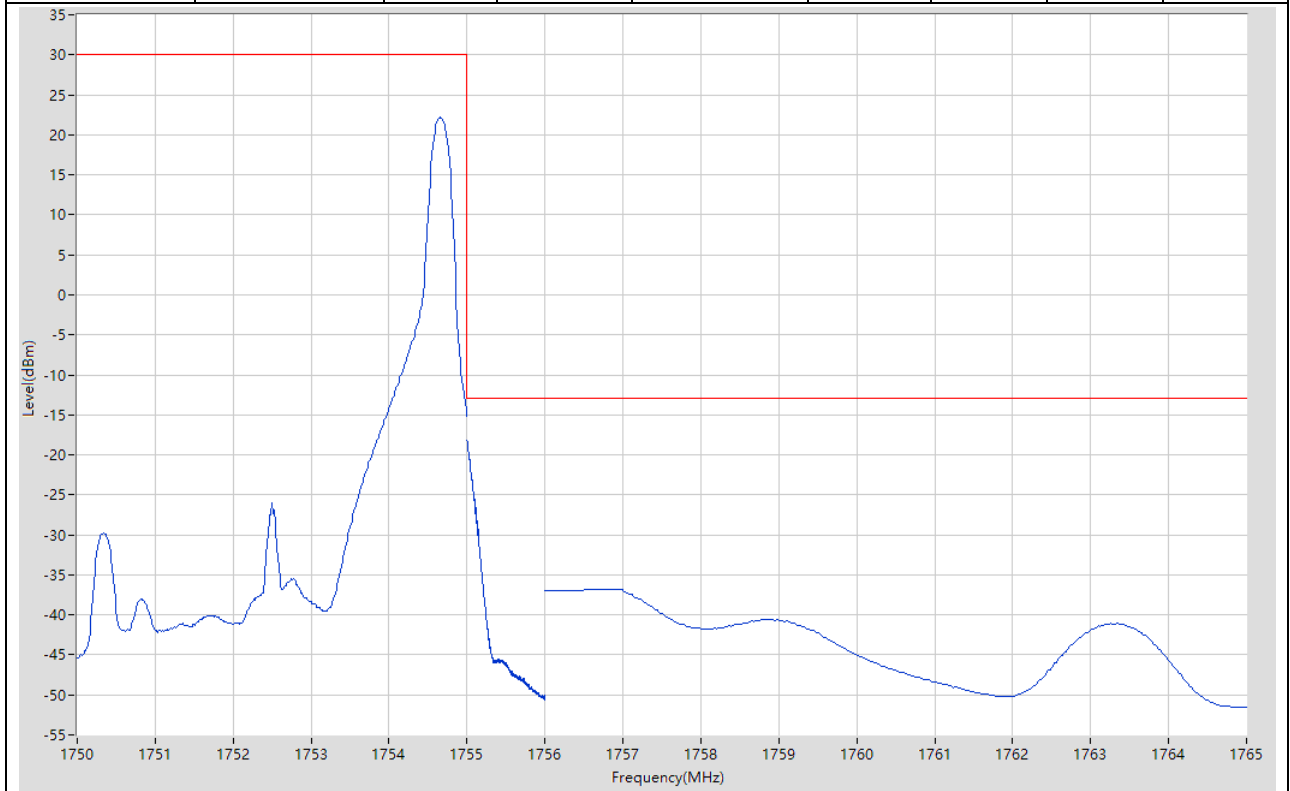
9.20. LTE Band Edge_Part22-24-27(NTNV)(Subtest:20, Channel:19975, Bandwidth:5, Modulation:Q16, RB Number: 25, RB Position:LOW)

Start Frequency (MHz)	Stop Frequency (MHz)	RBW (MHz)	Detector	Frequency (MHz)	Power (dBm)	Limit (dBm)	Verdict	Sweep Point
1700	1708	1	RMS	1708	-29.05	-13	Pass	401
1708	1709	1	RMS	1709	-27.79	-13	Pass	2
1709	1710	0.051	RMS	1709.998	-31.71	-13	Pass	401
1710	1715	0.1	RMS	1713.338	6.81	30	Pass	401



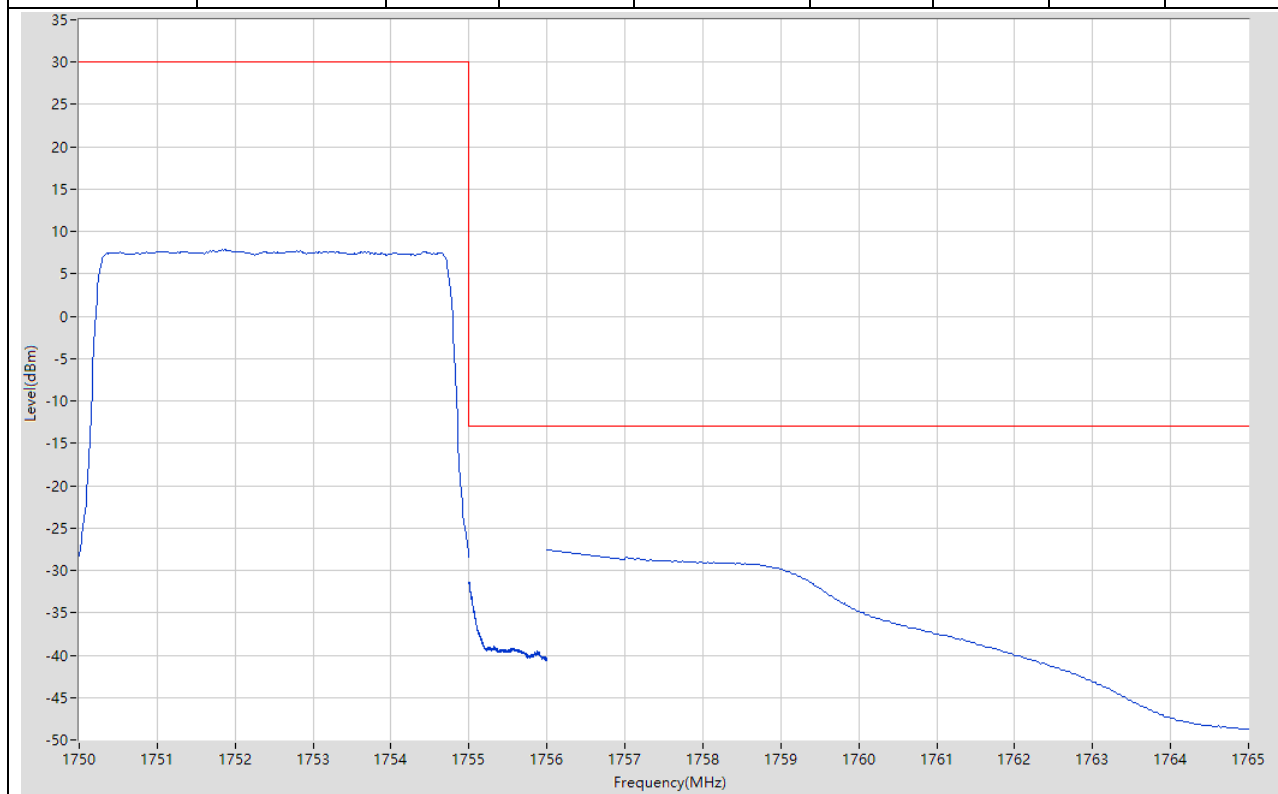
9.21. LTE Band Edge_Part22-24-27(NTNV)(Subtest:21, Channel:20375, Bandwidth:5, Modulation:QPSK, RB Number: 1, RB Position:HIGH)

Start Frequency (MHz)	Stop Frequency (MHz)	RBW (MHz)	Detector	Frequency (MHz)	Power (dBm)	Limit (dBm)	Verdict	Sweep Point
1750	1755	0.1	RMS	1754.663	22.18	30	Pass	401
1755	1756	0.051	RMS	1755	-18.17	-13	Pass	401
1756	1757	1	RMS	1757	-36.89	-13	Pass	2
1757	1765	1	RMS	1757	-37.03	-13	Pass	401



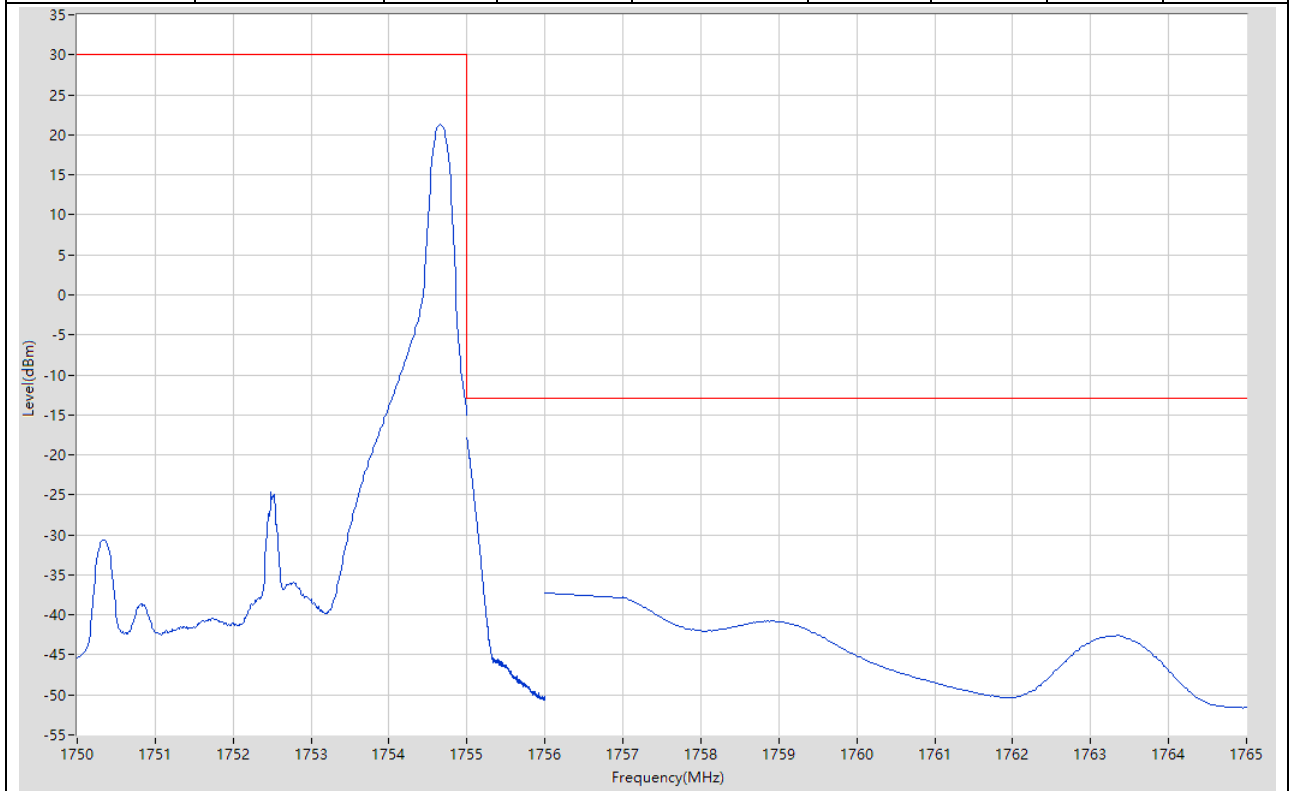
9.22. LTE Band Edge_Part22-24-27(NTNV)(Subtest:22, Channel:20375, Bandwidth:5, Modulation:QPSK, RB Number: 25, RB Position:HIGH)

Start Frequency (MHz)	Stop Frequency (MHz)	RBW (MHz)	Detector	Frequency (MHz)	Power (dBm)	Limit (dBm)	Verdict	Sweep Point
1750	1755	0.1	RMS	1751.888	7.87	30	Pass	401
1755	1756	0.051	RMS	1755.005	-31.41	-13	Pass	401
1756	1757	1	RMS	1756	-27.57	-13	Pass	2
1757	1765	1	RMS	1757.02	-28.48	-13	Pass	401



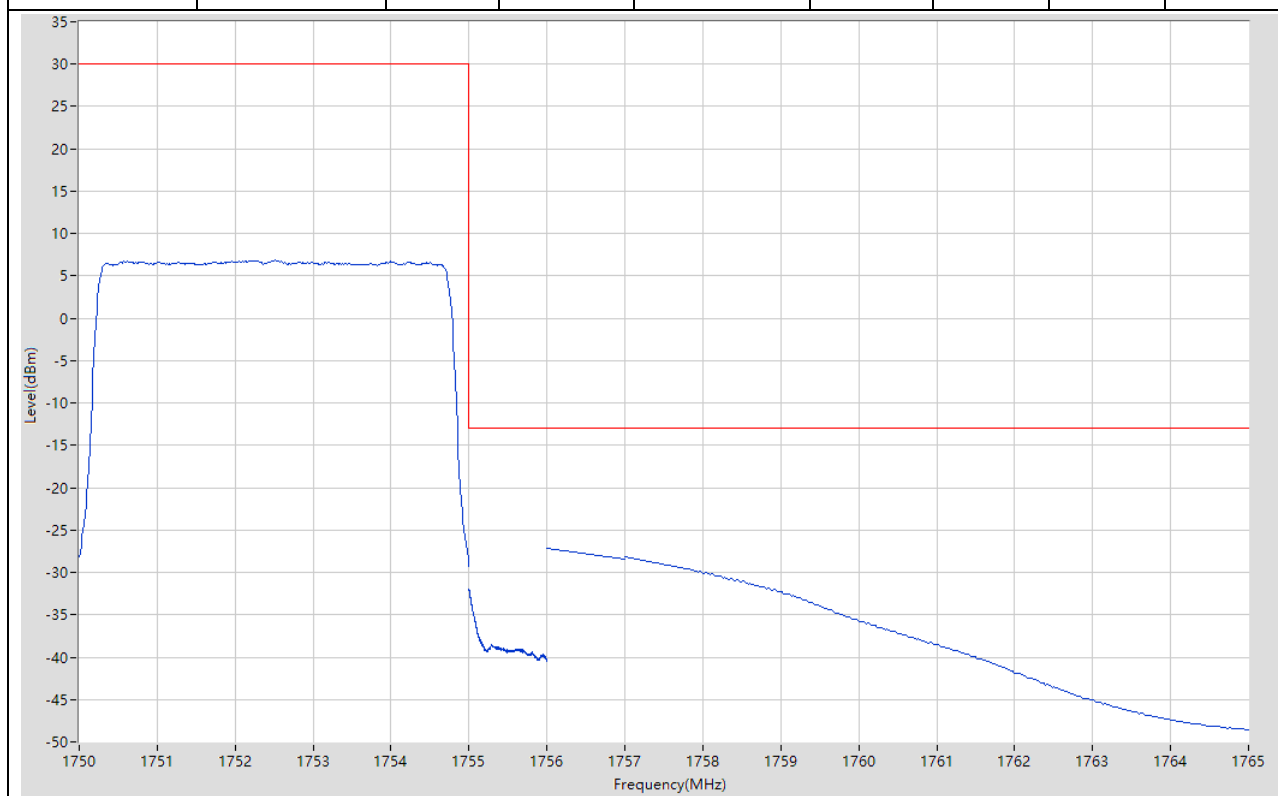
9.23. LTE Band Edge_Part22-24-27(NTNV)(Subtest:23, Channel:20375, Bandwidth:5, Modulation:Q16, RB Number: 1, RB Position:HIGH)

Start Frequency (MHz)	Stop Frequency (MHz)	RBW (MHz)	Detector	Frequency (MHz)	Power (dBm)	Limit (dBm)	Verdict	Sweep Point
1750	1755	0.1	RMS	1754.65	21.3	30	Pass	401
1755	1756	0.051	RMS	1755	-17.91	-13	Pass	401
1756	1757	1	RMS	1756	-37.2	-13	Pass	2
1757	1765	1	RMS	1757	-37.79	-13	Pass	401



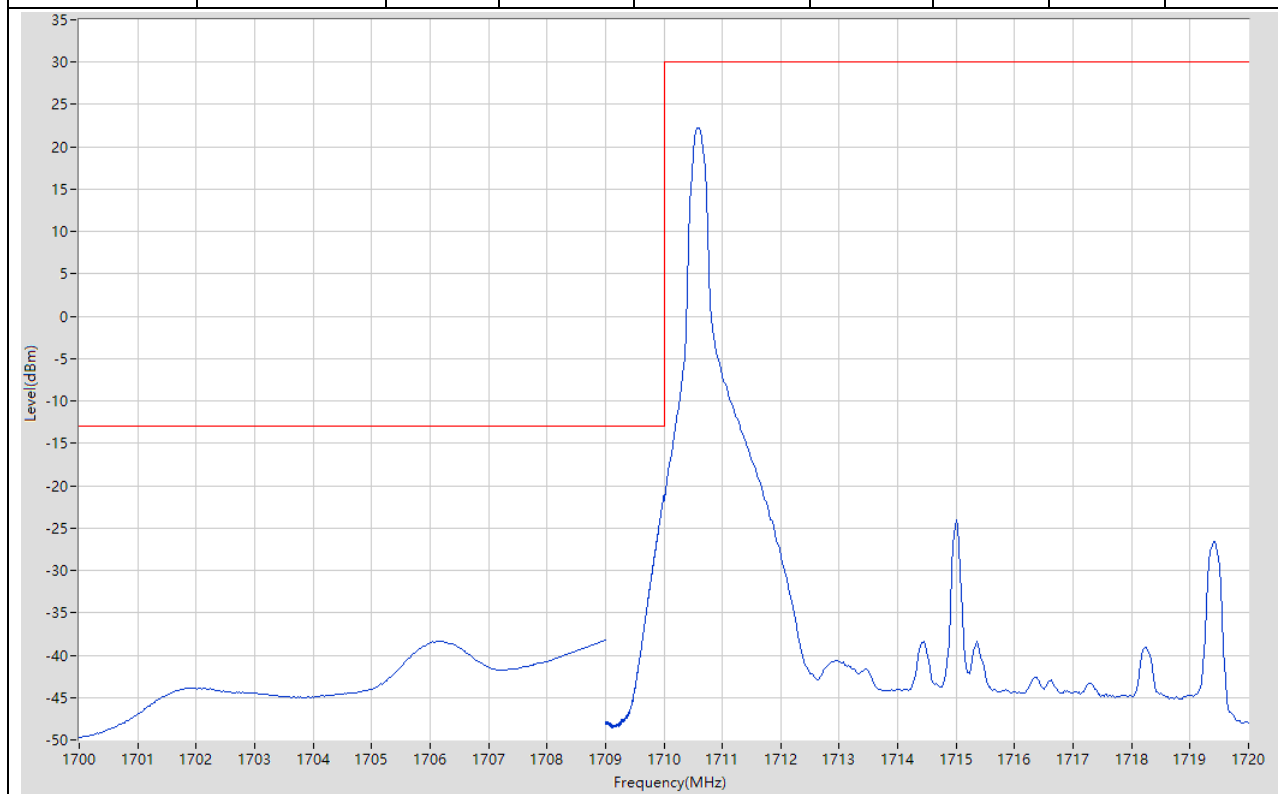
9.24. LTE Band Edge_Part22-24-27(NTNV)(Subtest:24, Channel:20375, Bandwidth:5, Modulation:Q16, RB Number: 25, RB Position:HIGH)

Start Frequency (MHz)	Stop Frequency (MHz)	RBW (MHz)	Detector	Frequency (MHz)	Power (dBm)	Limit (dBm)	Verdict	Sweep Point
1750	1755	0.1	RMS	1752.513	6.85	30	Pass	401
1755	1756	0.051	RMS	1755.003	-31.92	-13	Pass	401
1756	1757	1	RMS	1756	-27.21	-13	Pass	2
1757	1765	1	RMS	1757.02	-28.17	-13	Pass	401



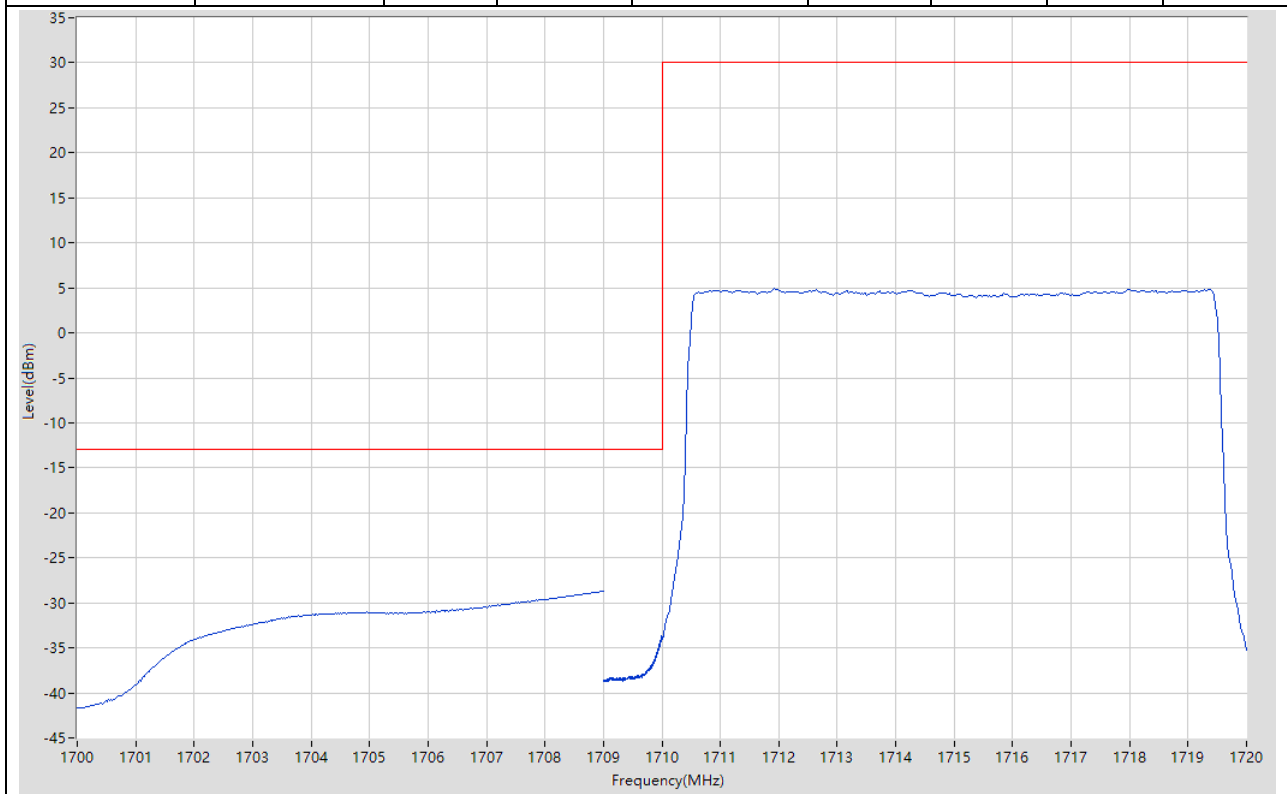
9.25. LTE Band Edge_Part22-24-27(NTNV)(Subtest:25, Channel:20000, Bandwidth:10, Modulation:QPSK, RB Number: 1, RB Position:LOW)

Start Frequency (MHz)	Stop Frequency (MHz)	RBW (MHz)	Detector	Frequency (MHz)	Power (dBm)	Limit (dBm)	Verdict	Sweep Point
1700	1708	1	RMS	1706.14	-38.33	-13	Pass	401
1708	1709	1	RMS	1709	-38.29	-13	Pass	2
1709	1710	0.1	RMS	1710	-21.08	-13	Pass	401
1710	1720	0.1	RMS	1710.6	22.17	30	Pass	401



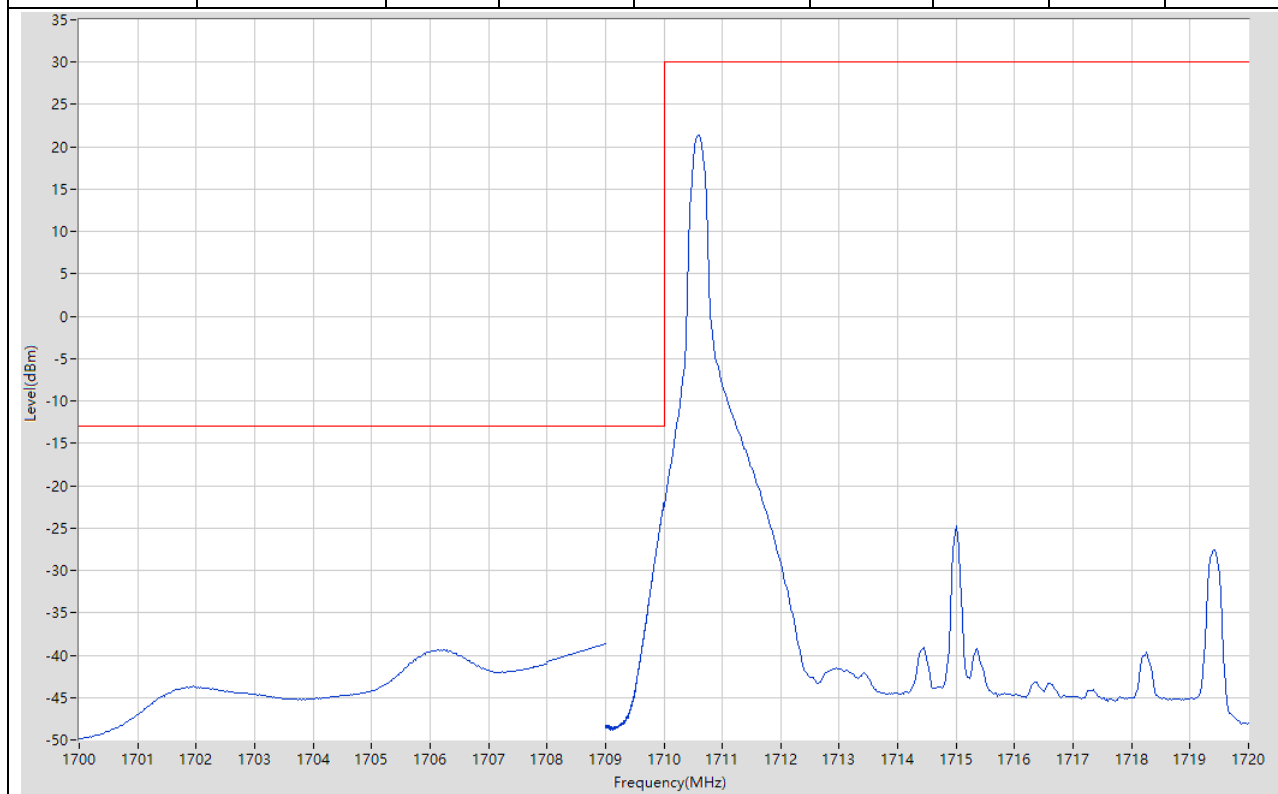
9.26. LTE Band Edge_Part22-24-27(NTNV)(Subtest:26, Channel:20000, Bandwidth:10, Modulation:QPSK, RB Number: 50, RB Position:LOW)

Start Frequency (MHz)	Stop Frequency (MHz)	RBW (MHz)	Detector	Frequency (MHz)	Power (dBm)	Limit (dBm)	Verdict	Sweep Point
1700	1708	1	RMS	1707.98	-29.63	-13	Pass	401
1708	1709	1	RMS	1709	-28.73	-13	Pass	2
1709	1710	0.1	RMS	1709.995	-33.62	-13	Pass	401
1710	1720	0.1	RMS	1711.925	5.01	30	Pass	401



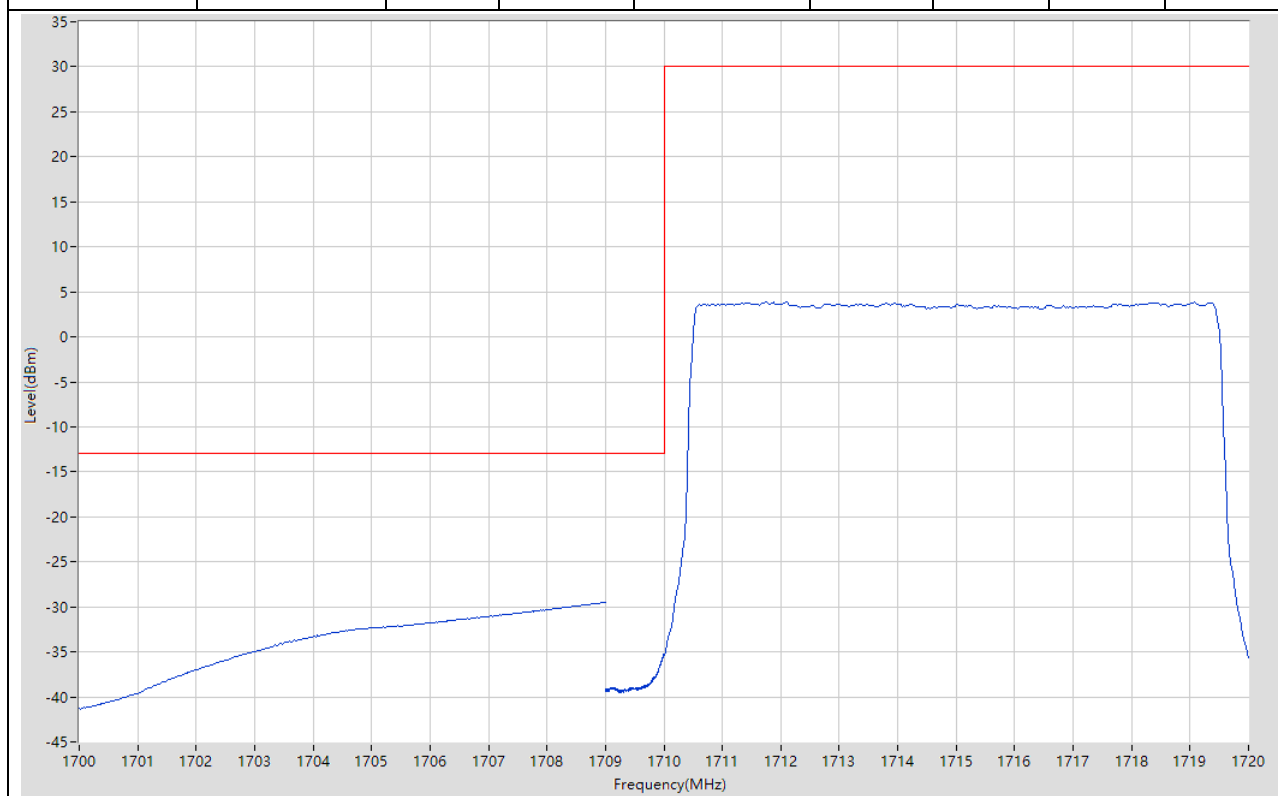
9.27. LTE Band Edge_Part22-24-27(NTNV)(Subtest:27, Channel:20000, Bandwidth:10, Modulation:Q16, RB Number: 1, RB Position:LOW)

Start Frequency (MHz)	Stop Frequency (MHz)	RBW (MHz)	Detector	Frequency (MHz)	Power (dBm)	Limit (dBm)	Verdict	Sweep Point
1700	1708	1	RMS	1706.12	-39.33	-13	Pass	401
1708	1709	1	RMS	1709	-38.7	-13	Pass	2
1709	1710	0.1	RMS	1710	-21.96	-13	Pass	401
1710	1720	0.1	RMS	1710.6	21.31	30	Pass	401



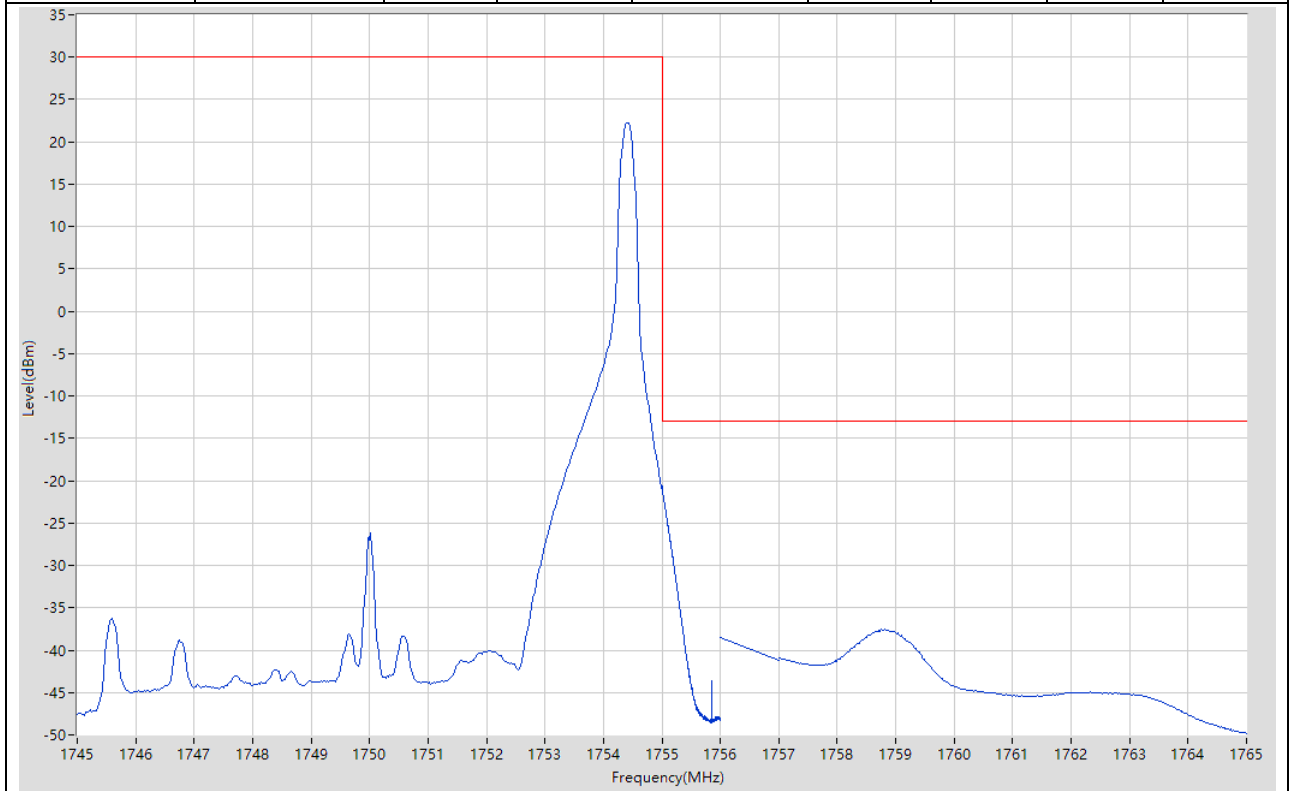
9.28. LTE Band Edge_Part22-24-27(NTNV)(Subtest:28, Channel:20000, Bandwidth:10, Modulation:Q16, RB Number: 50, RB Position:LOW)

Start Frequency (MHz)	Stop Frequency (MHz)	RBW (MHz)	Detector	Frequency (MHz)	Power (dBm)	Limit (dBm)	Verdict	Sweep Point
1700	1708	1	RMS	1708	-30.31	-13	Pass	401
1708	1709	1	RMS	1709	-29.44	-13	Pass	2
1709	1710	0.1	RMS	1709.995	-35.2	-13	Pass	401
1710	1720	0.1	RMS	1719.075	3.88	30	Pass	401



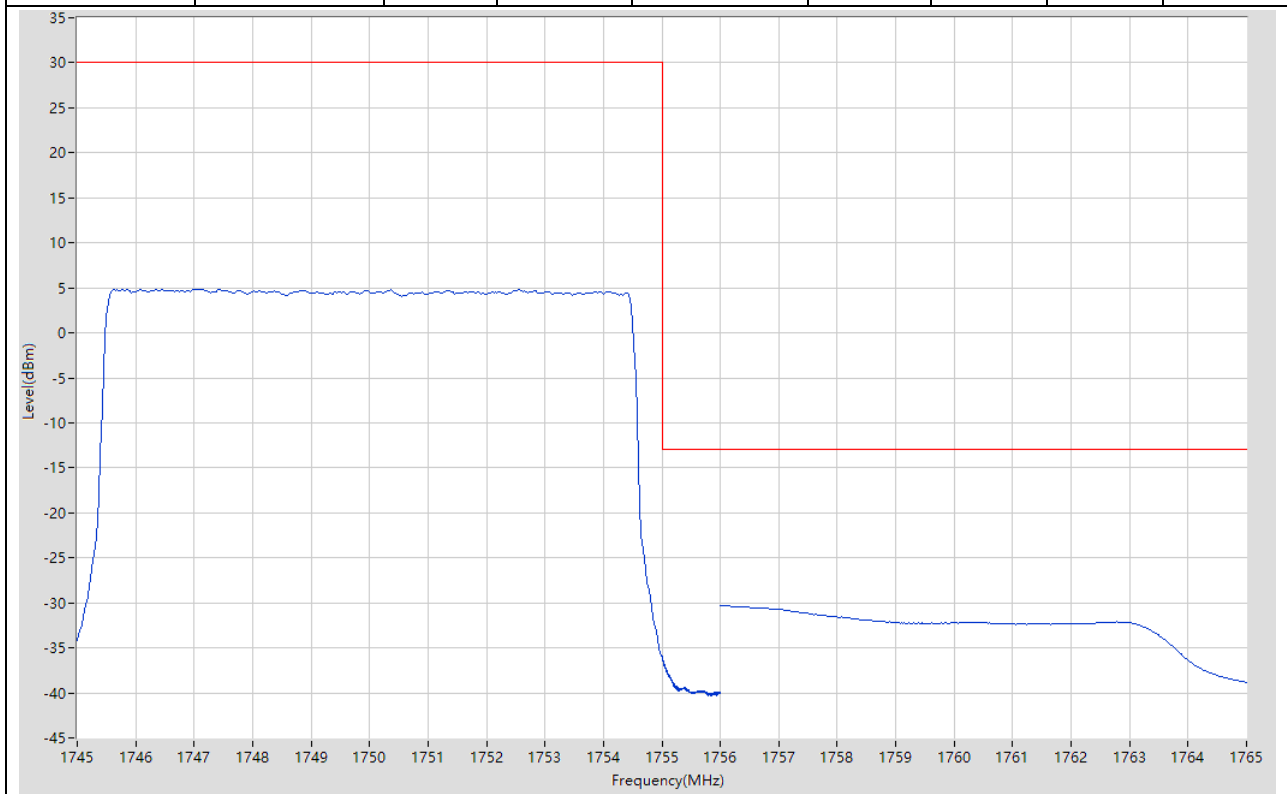
9.29. LTE Band Edge_Part22-24-27(NTNV)(Subtest:29, Channel:20350, Bandwidth:10, Modulation:QPSK, RB Number: 1, RB Position:HIGH)

Start Frequency (MHz)	Stop Frequency (MHz)	RBW (MHz)	Detector	Frequency (MHz)	Power (dBm)	Limit (dBm)	Verdict	Sweep Point
1745	1755	0.1	RMS	1754.4	22.26	30	Pass	401
1755	1756	0.1	RMS	1755	-20.61	-13	Pass	401
1756	1757	1	RMS	1756	-38.44	-13	Pass	2
1757	1765	1	RMS	1758.82	-37.54	-13	Pass	401



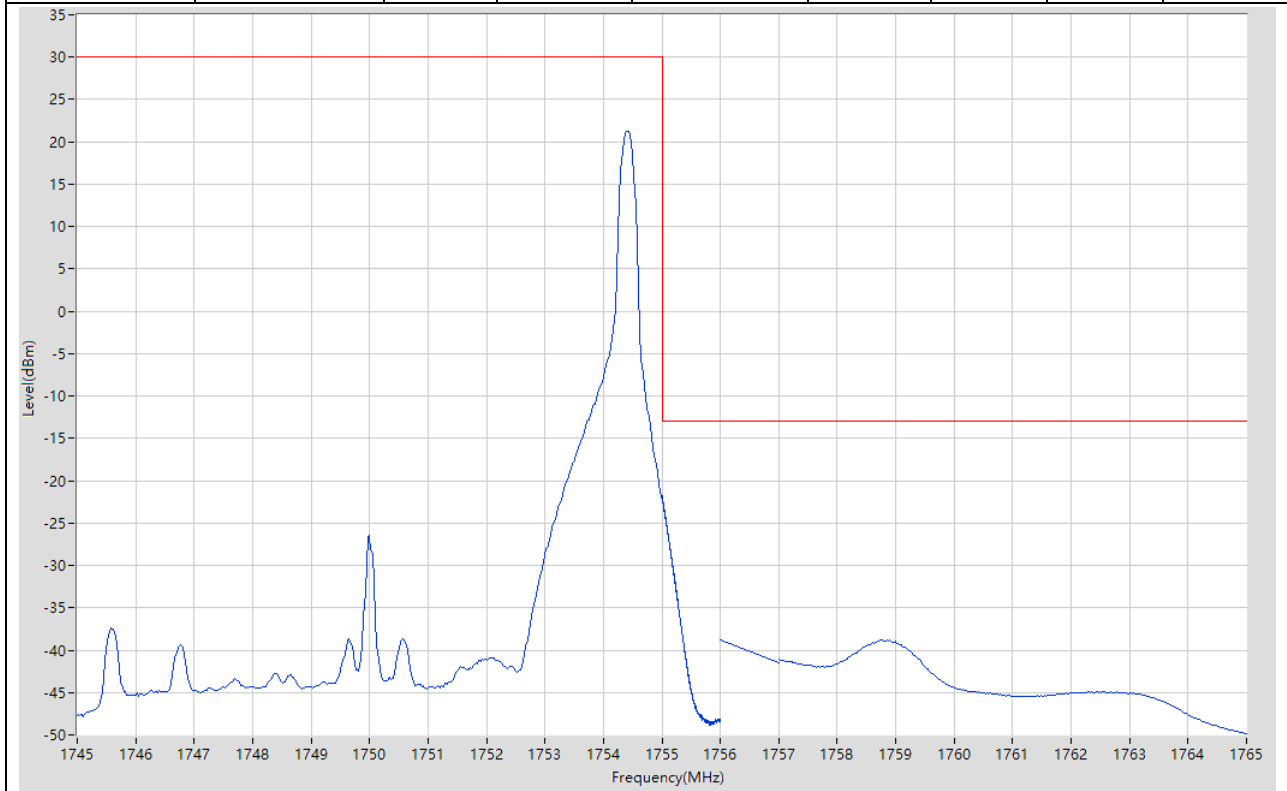
9.30. LTE Band Edge_Part22-24-27(NTNV)(Subtest:30, Channel:20350, Bandwidth:10, Modulation:QPSK, RB Number: 50, RB Position:HIGH)

Start Frequency (MHz)	Stop Frequency (MHz)	RBW (MHz)	Detector	Frequency (MHz)	Power (dBm)	Limit (dBm)	Verdict	Sweep Point
1745	1755	0.1	RMS	1747.15	4.86	30	Pass	401
1755	1756	0.1	RMS	1755.003	-35.94	-13	Pass	401
1756	1757	1	RMS	1756	-30.34	-13	Pass	2
1757	1765	1	RMS	1757	-30.75	-13	Pass	401



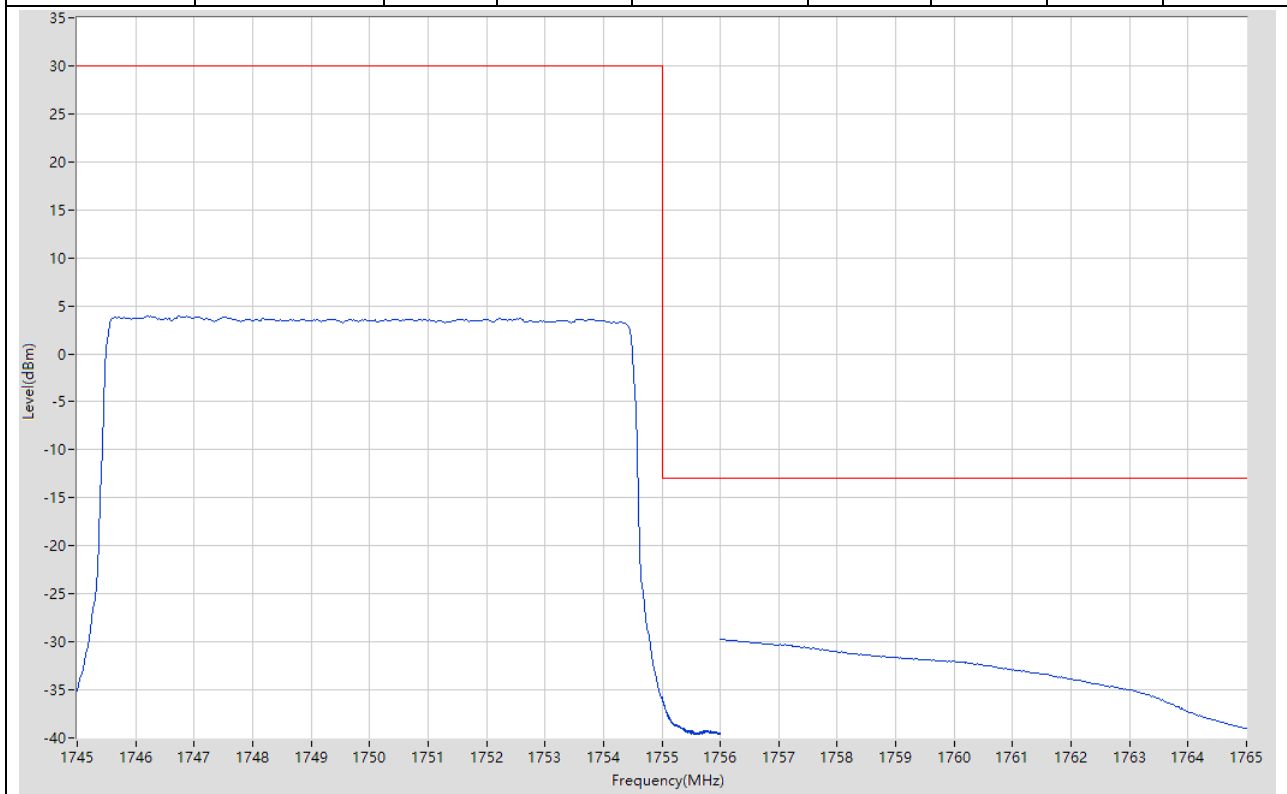
9.31. LTE Band Edge_Part22-24-27(NTNV)(Subtest:31, Channel:20350, Bandwidth:10, Modulation:Q16, RB Number: 1, RB Position:HIGH)

Start Frequency (MHz)	Stop Frequency (MHz)	RBW (MHz)	Detector	Frequency (MHz)	Power (dBm)	Limit (dBm)	Verdict	Sweep Point
1745	1755	0.1	RMS	1754.425	21.21	30	Pass	401
1755	1756	0.1	RMS	1755.003	-21.74	-13	Pass	401
1756	1757	1	RMS	1756	-38.76	-13	Pass	2
1757	1765	1	RMS	1758.76	-38.78	-13	Pass	401



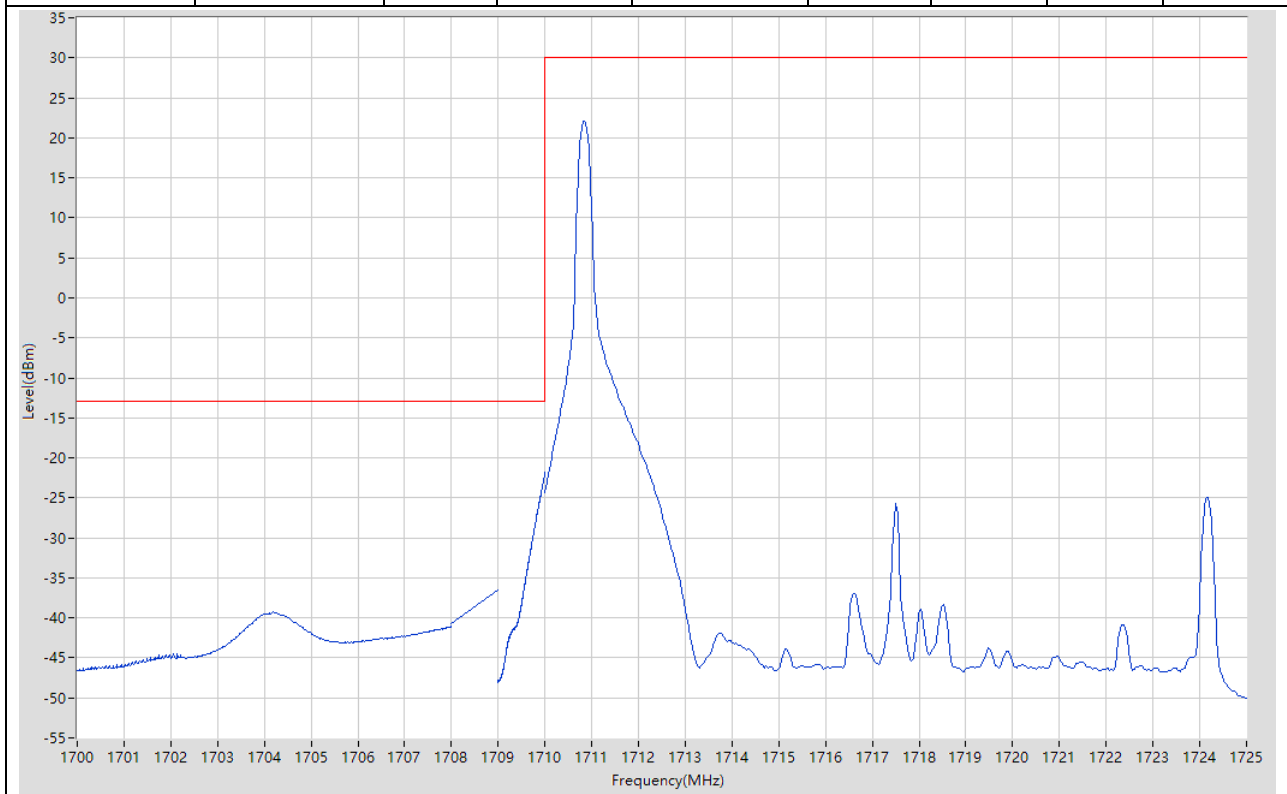
9.32. LTE Band Edge_Part22-24-27(NTNV)(Subtest:32, Channel:20350, Bandwidth:10, Modulation:Q16, RB Number: 50, RB Position:HIGH)

Start Frequency (MHz)	Stop Frequency (MHz)	RBW (MHz)	Detector	Frequency (MHz)	Power (dBm)	Limit (dBm)	Verdict	Sweep Point
1745	1755	0.1	RMS	1746.25	3.95	30	Pass	401
1755	1756	0.1	RMS	1755	-35.79	-13	Pass	401
1756	1757	1	RMS	1756	-29.75	-13	Pass	2
1757	1765	1	RMS	1757.1	-30.29	-13	Pass	401



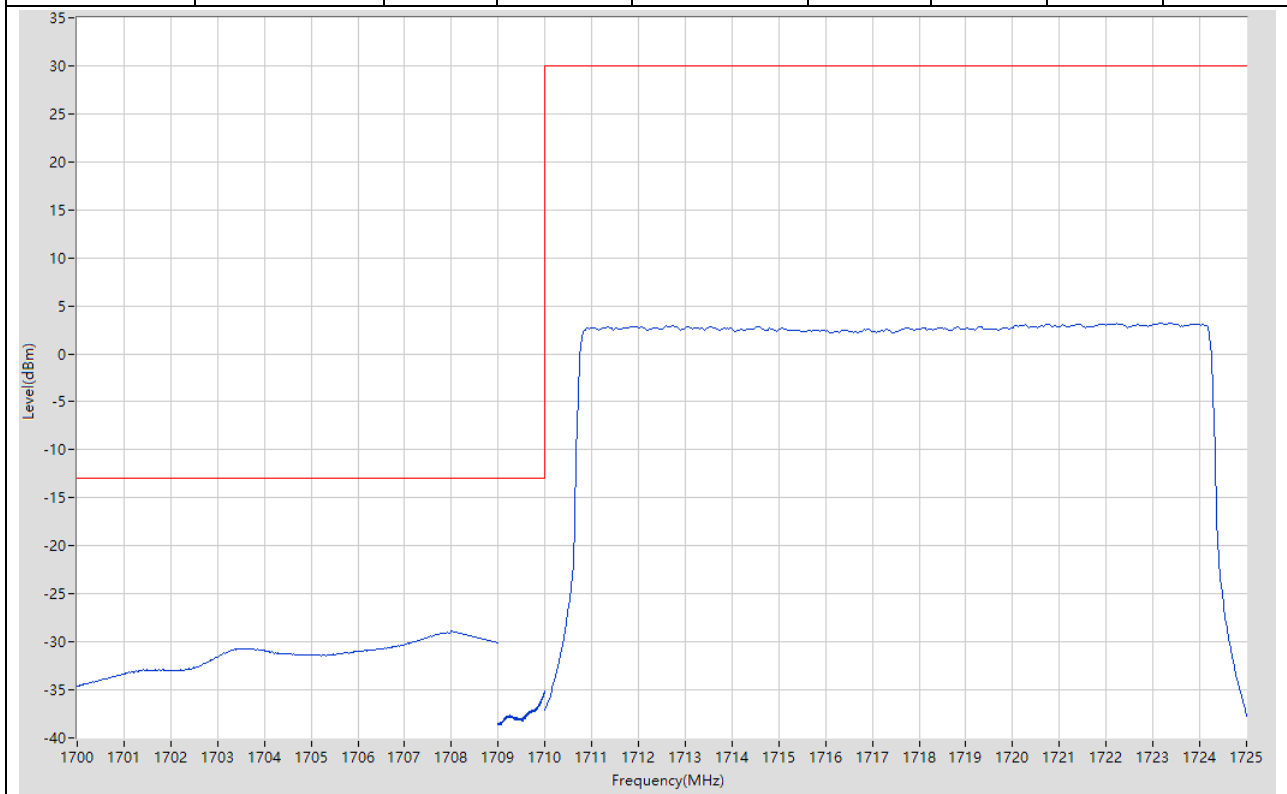
9.33. LTE Band Edge_Part22-24-27(NTNV)(Subtest:33, Channel:20025, Bandwidth:15, Modulation:QPSK, RB Number: 1, RB Position:LOW)

Start Frequency (MHz)	Stop Frequency (MHz)	RBW (MHz)	Detector	Frequency (MHz)	Power (dBm)	Limit (dBm)	Verdict	Sweep Point
1700	1708	1	RMS	1704.2	-39.25	-13	Pass	401
1708	1709	1	RMS	1709	-36.57	-13	Pass	2
1709	1710	0.15	RMS	1710	-21.87	-13	Pass	401
1710	1725	0.1	RMS	1710.825	22.11	30	Pass	401



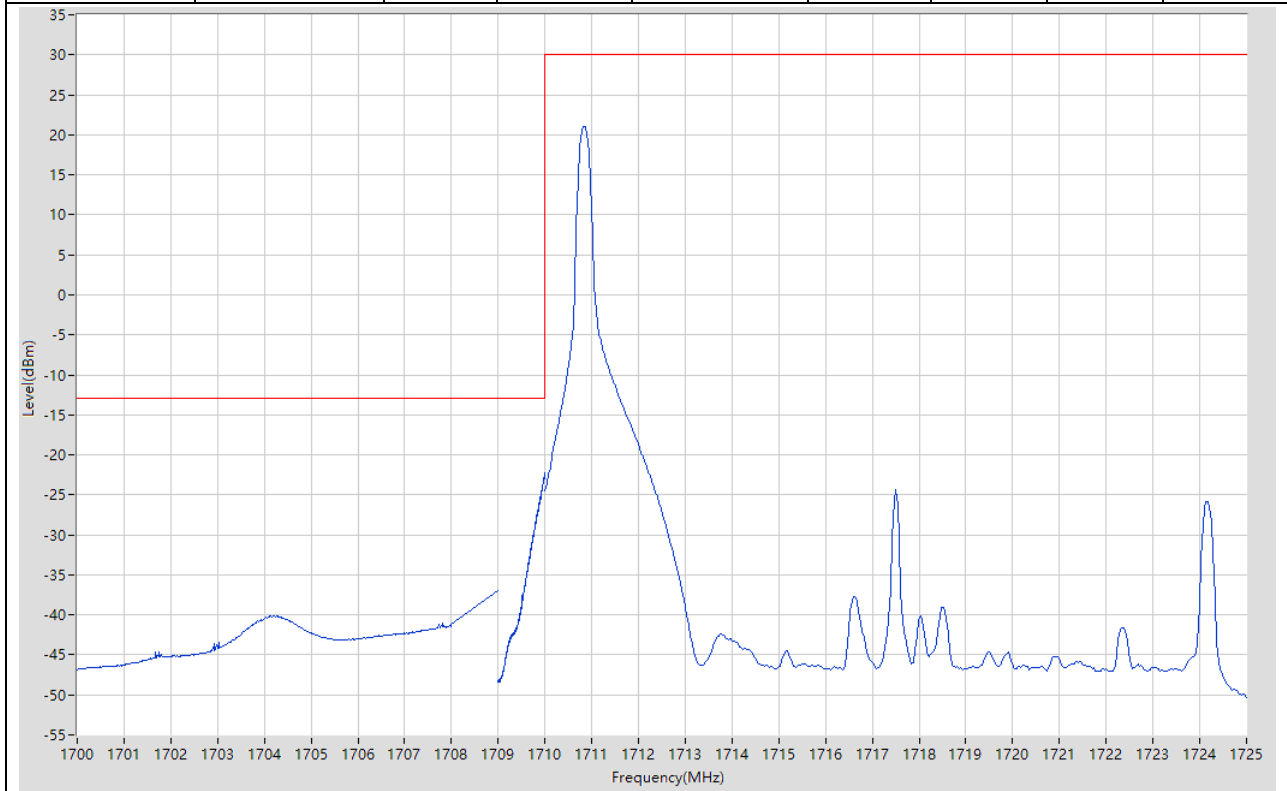
9.34. LTE Band Edge_Part22-24-27(NTNV)(Subtest:34, Channel:20025, Bandwidth:15, Modulation:QPSK, RB Number: 75, RB Position:LOW)

Start Frequency (MHz)	Stop Frequency (MHz)	RBW (MHz)	Detector	Frequency (MHz)	Power (dBm)	Limit (dBm)	Verdict	Sweep Point
1700	1708	1	RMS	1708	-29.03	-13	Pass	401
1708	1709	1	RMS	1708	-28.79	-13	Pass	2
1709	1710	0.15	RMS	1709.998	-35.13	-13	Pass	401
1710	1725	0.1	RMS	1723.35	3.22	30	Pass	401



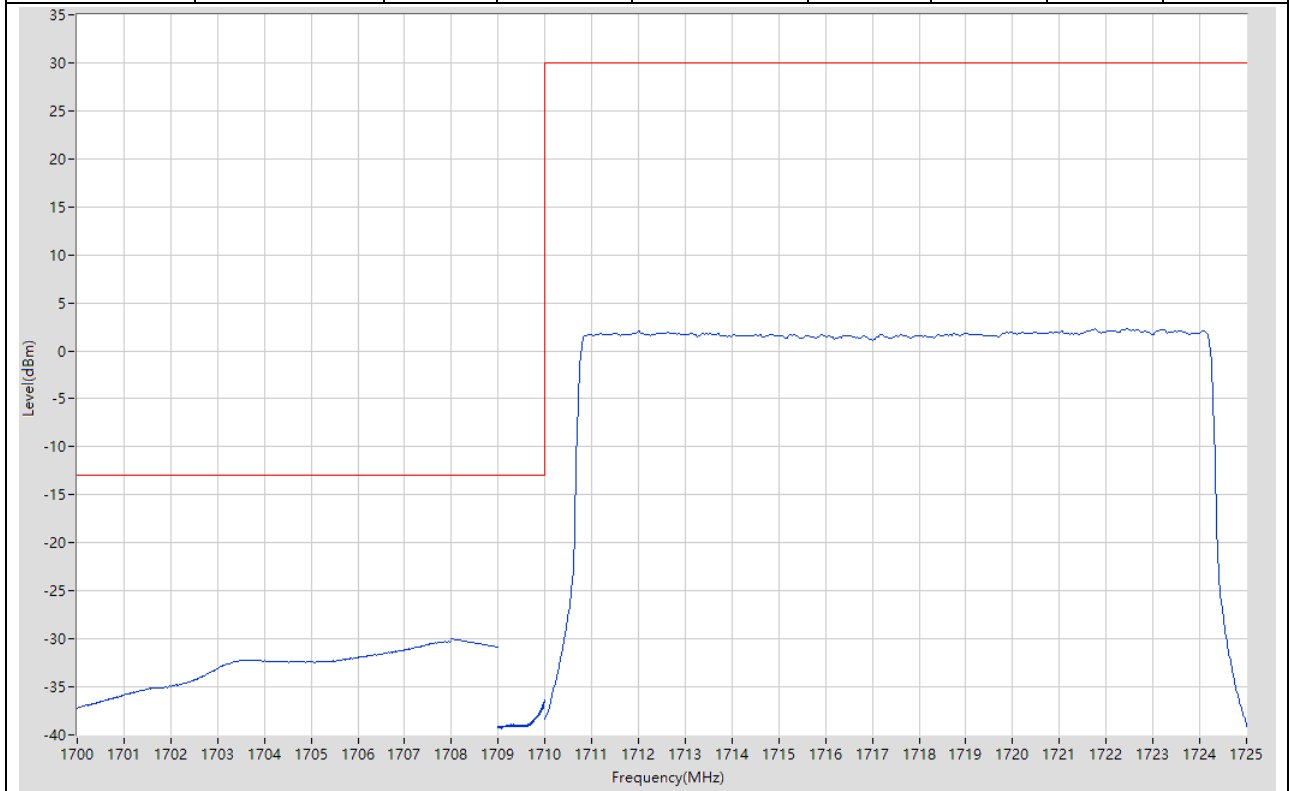
9.35. LTE Band Edge_Part22-24-27(NTNV)(Subtest:35, Channel:20025, Bandwidth:15, Modulation:Q16, RB Number: 1, RB Position:LOW)

Start Frequency (MHz)	Stop Frequency (MHz)	RBW (MHz)	Detector	Frequency (MHz)	Power (dBm)	Limit (dBm)	Verdict	Sweep Point
1700	1708	1	RMS	1704.22	-40.12	-13	Pass	401
1708	1709	1	RMS	1709	-36.97	-13	Pass	2
1709	1710	0.15	RMS	1709.998	-22.28	-13	Pass	401
1710	1725	0.1	RMS	1710.825	21.1	30	Pass	401



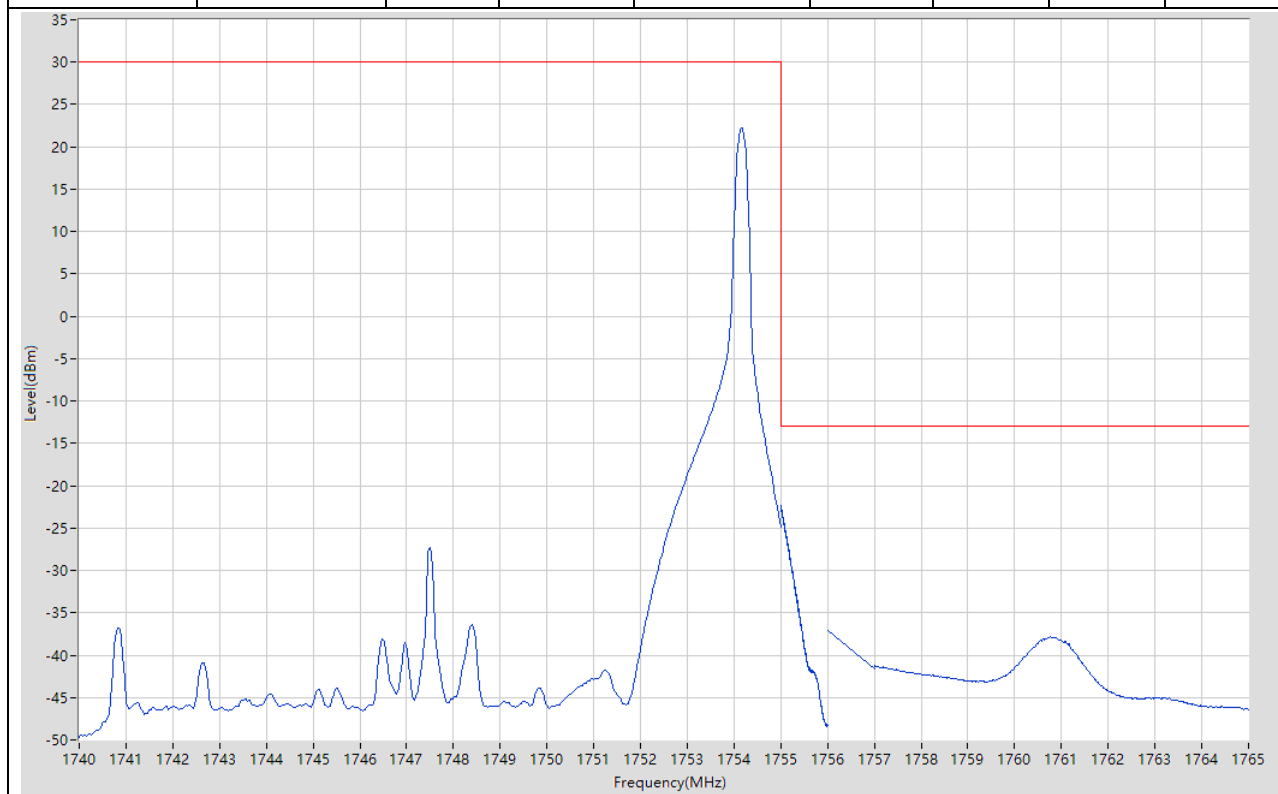
9.36. LTE Band Edge_Part22-24-27(NTNV)(Subtest:36, Channel:20025, Bandwidth:15, Modulation:Q16, RB Number: 75, RB Position:LOW)

Start Frequency (MHz)	Stop Frequency (MHz)	RBW (MHz)	Detector	Frequency (MHz)	Power (dBm)	Limit (dBm)	Verdict	Sweep Point
1700	1708	1	RMS	1707.94	-30.25	-13	Pass	401
1708	1709	1	RMS	1708	-30.03	-13	Pass	2
1709	1710	0.15	RMS	1709.995	-36.4	-13	Pass	401
1710	1725	0.1	RMS	1722.45	2.27	30	Pass	401



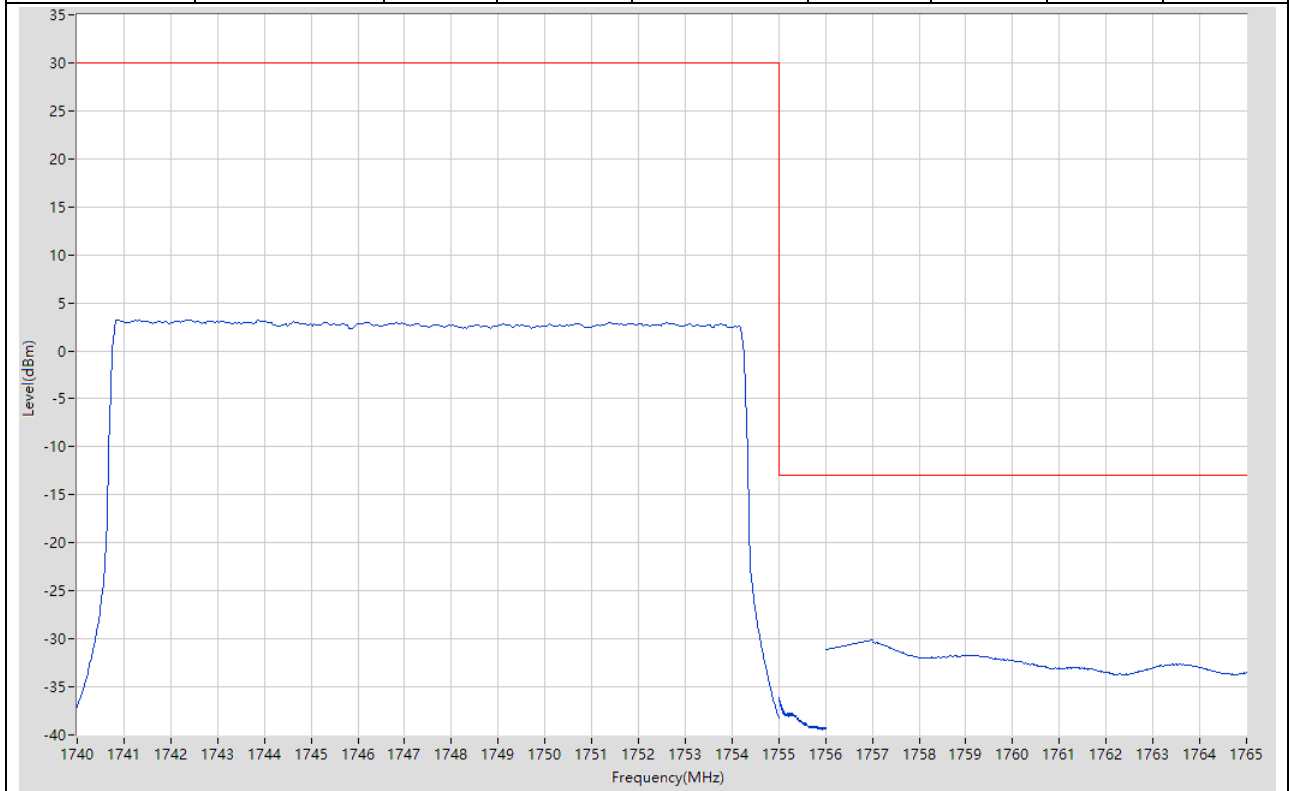
9.37. LTE Band Edge_Part22-24-27(NTNV)(Subtest:37, Channel:20325, Bandwidth:15, Modulation:QPSK, RB Number: 1, RB Position:HIGH)

Start Frequency (MHz)	Stop Frequency (MHz)	RBW (MHz)	Detector	Frequency (MHz)	Power (dBm)	Limit (dBm)	Verdict	Sweep Point
1740	1755	0.1	RMS	1754.175	22.2	30	Pass	401
1755	1756	0.15	RMS	1755.003	-22.3	-13	Pass	401
1756	1757	1	RMS	1756	-37.07	-13	Pass	2
1757	1765	1	RMS	1760.76	-37.85	-13	Pass	401



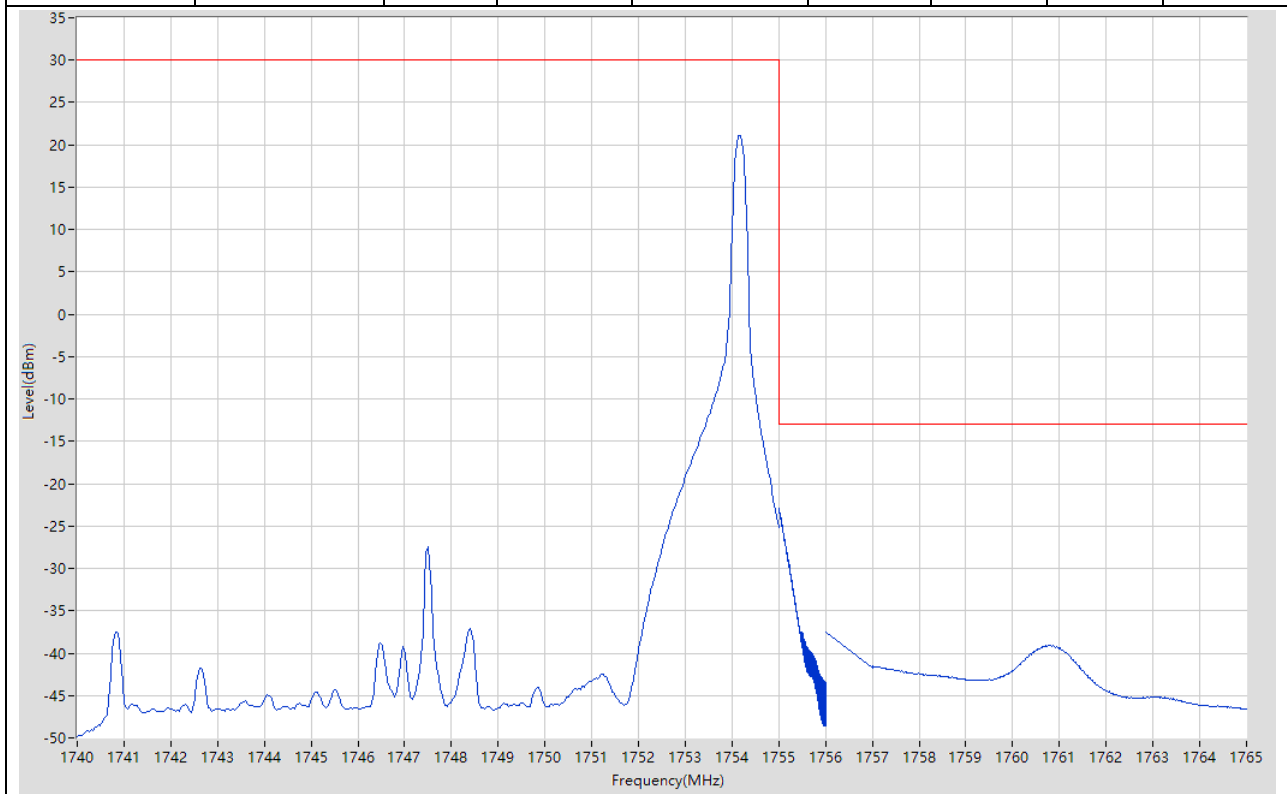
9.38. LTE Band Edge_Part22-24-27(NTNV)(Subtest:38, Channel:20325, Bandwidth:15, Modulation:QPSK, RB Number: 75, RB Position:HIGH)

Start Frequency (MHz)	Stop Frequency (MHz)	RBW (MHz)	Detector	Frequency (MHz)	Power (dBm)	Limit (dBm)	Verdict	Sweep Point
1740	1755	0.1	RMS	1742.325	3.24	30	Pass	401
1755	1756	0.15	RMS	1755	-36.14	-13	Pass	401
1756	1757	1	RMS	1757	-30.07	-13	Pass	2
1757	1765	1	RMS	1757	-30.34	-13	Pass	401



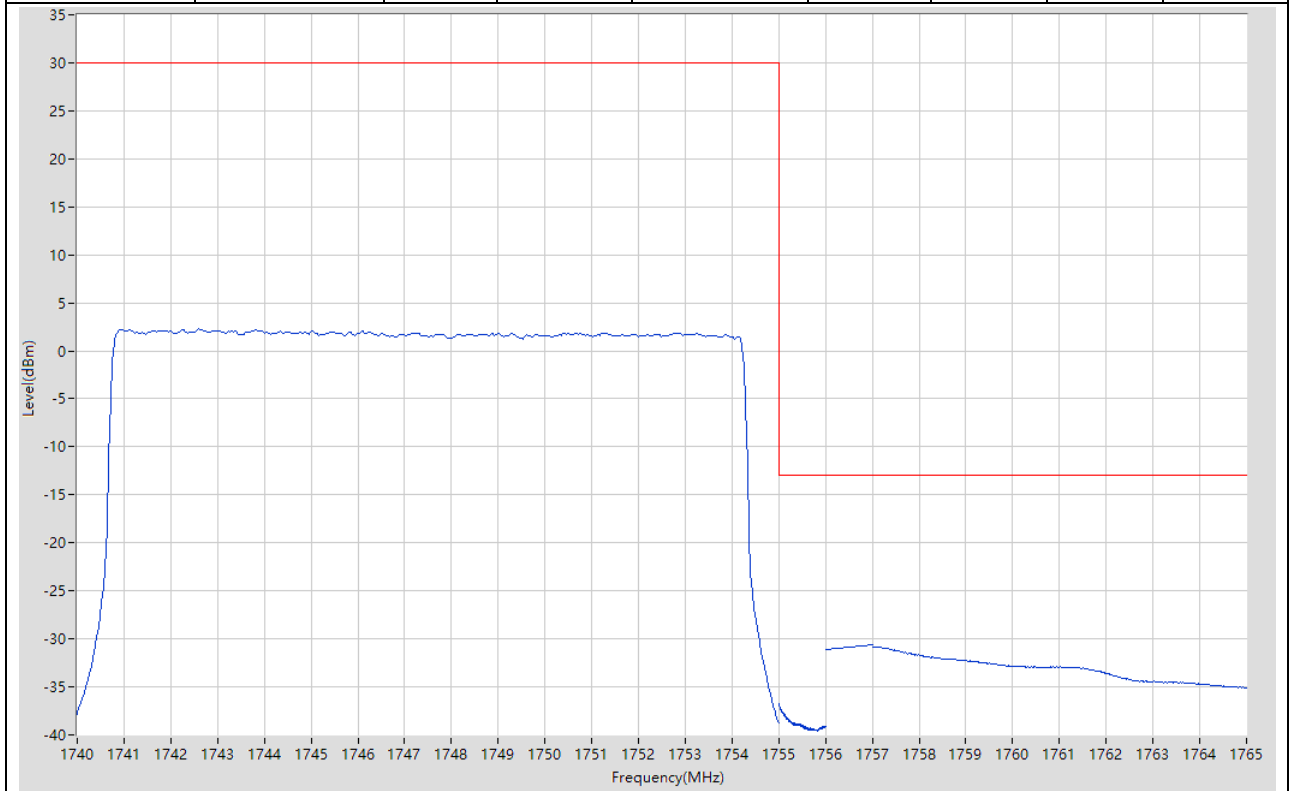
9.39. LTE Band Edge_Part22-24-27(NTNV)(Subtest:39, Channel:20325, Bandwidth:15, Modulation:Q16, RB Number: 1, RB Position:HIGH)

Start Frequency (MHz)	Stop Frequency (MHz)	RBW (MHz)	Detector	Frequency (MHz)	Power (dBm)	Limit (dBm)	Verdict	Sweep Point
1740	1755	0.1	RMS	1754.175	21.14	30	Pass	401
1755	1756	0.15	RMS	1755.005	-22.83	-13	Pass	401
1756	1757	1	RMS	1756	-37.51	-13	Pass	2
1757	1765	1	RMS	1760.86	-39.03	-13	Pass	401



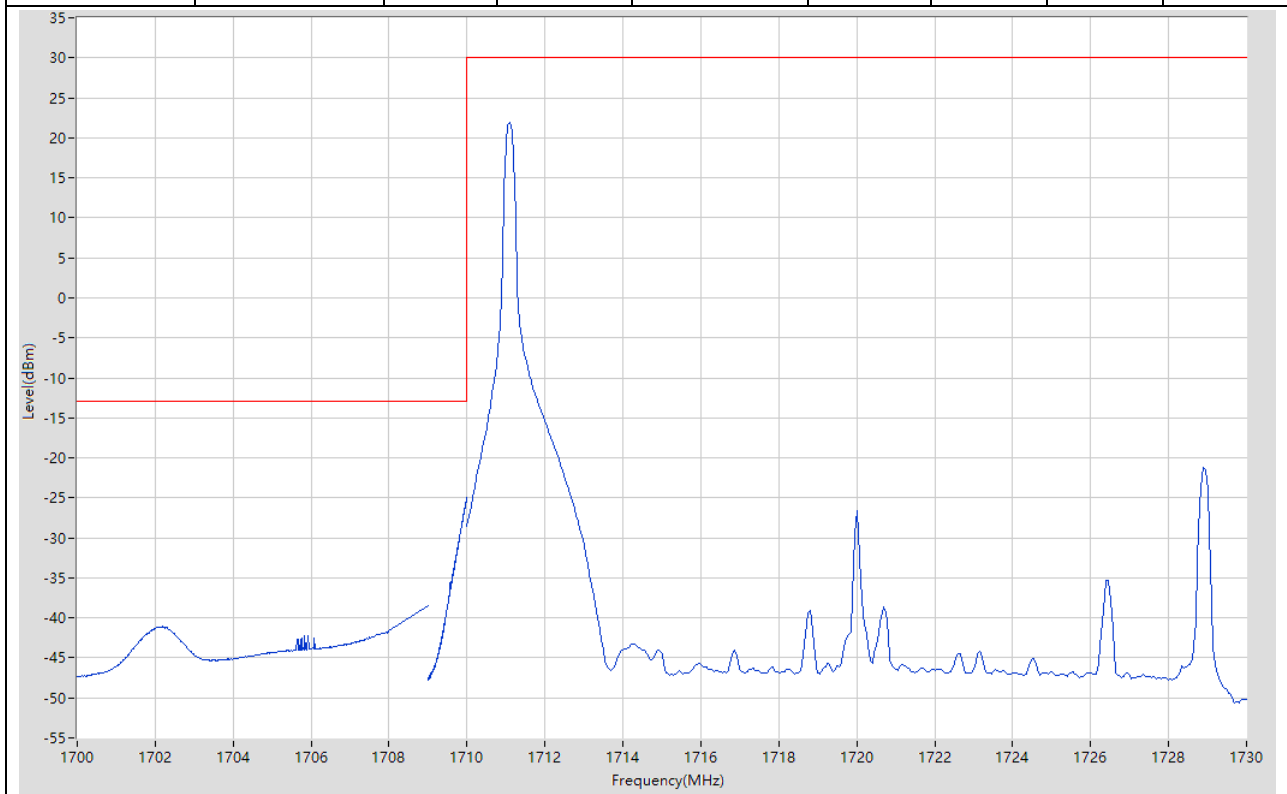
9.40. LTE Band Edge_Part22-24-27(NTNV)(Subtest:40, Channel:20325, Bandwidth:15, Modulation:Q16, RB Number: 75, RB Position:HIGH)

Start Frequency (MHz)	Stop Frequency (MHz)	RBW (MHz)	Detector	Frequency (MHz)	Power (dBm)	Limit (dBm)	Verdict	Sweep Point
1740	1755	0.1	RMS	1742.588	2.27	30	Pass	401
1755	1756	0.15	RMS	1755	-36.73	-13	Pass	401
1756	1757	1	RMS	1757	-30.67	-13	Pass	2
1757	1765	1	RMS	1757.02	-30.8	-13	Pass	401



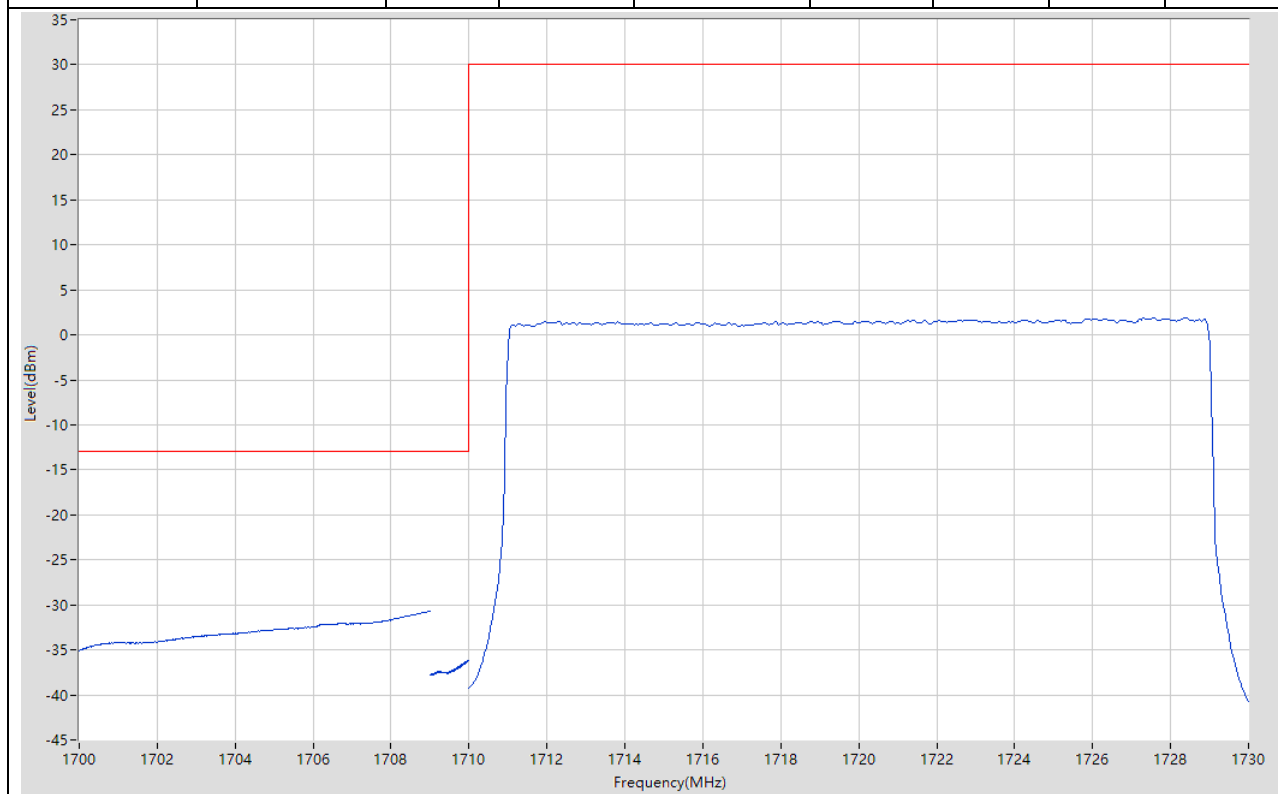
9.41. LTE Band Edge_Part22-24-27(NTNV)(Subtest:41, Channel:20050, Bandwidth:20, Modulation:QPSK, RB Number: 1, RB Position:LOW)

Start Frequency (MHz)	Stop Frequency (MHz)	RBW (MHz)	Detector	Frequency (MHz)	Power (dBm)	Limit (dBm)	Verdict	Sweep Point
1700	1708	1	RMS	1702.18	-41.08	-13	Pass	401
1708	1709	1	RMS	1709	-38.45	-13	Pass	2
1709	1710	0.2	RMS	1709.995	-24.93	-13	Pass	401
1710	1730	0.1	RMS	1711.1	22	30	Pass	401



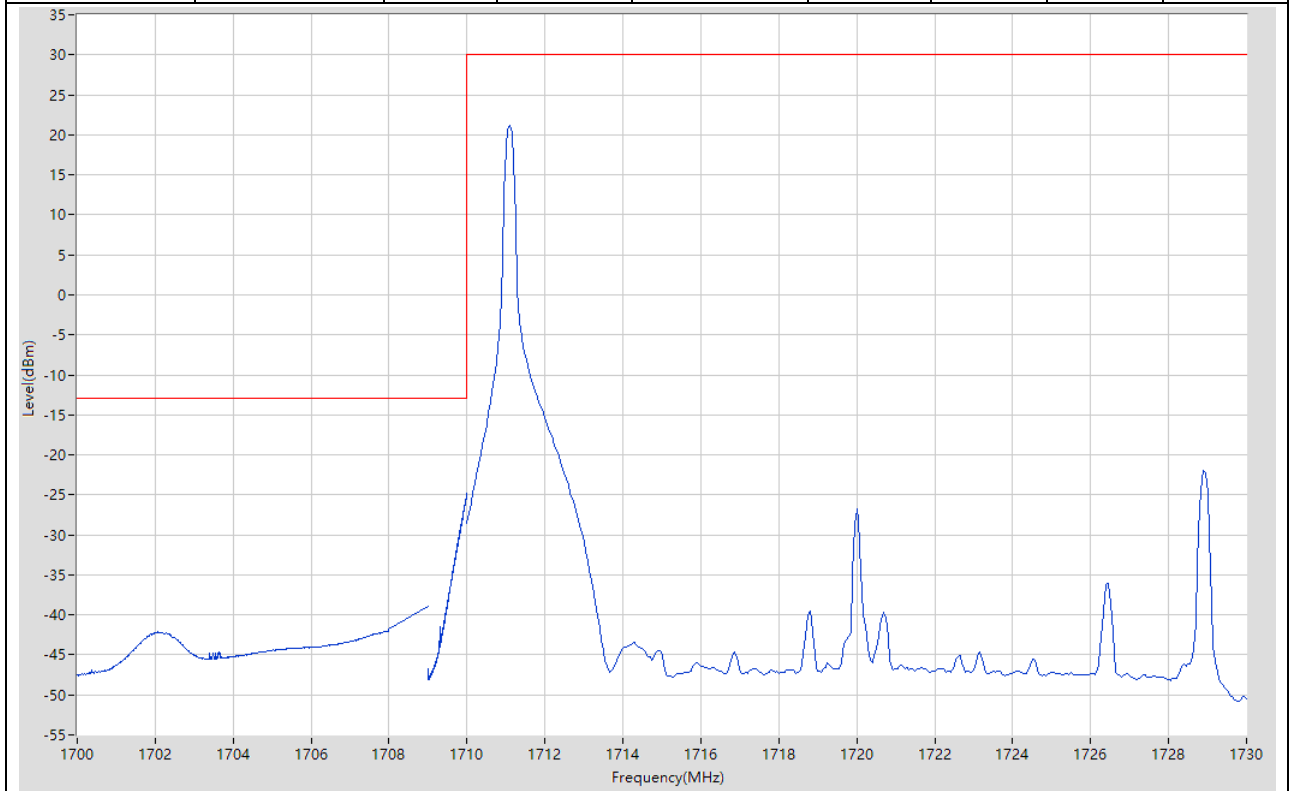
9.42. LTE Band Edge_Part22-24-27(NTNV)(Subtest:42, Channel:20050, Bandwidth:20, Modulation:QPSK, RB Number: 100, RB Position:LOW)

Start Frequency (MHz)	Stop Frequency (MHz)	RBW (MHz)	Detector	Frequency (MHz)	Power (dBm)	Limit (dBm)	Verdict	Sweep Point
1700	1708	1	RMS	1707.94	-31.69	-13	Pass	401
1708	1709	1	RMS	1709	-30.71	-13	Pass	2
1709	1710	0.2	RMS	1709.995	-36.12	-13	Pass	401
1710	1730	0.1	RMS	1728.4	1.92	30	Pass	401



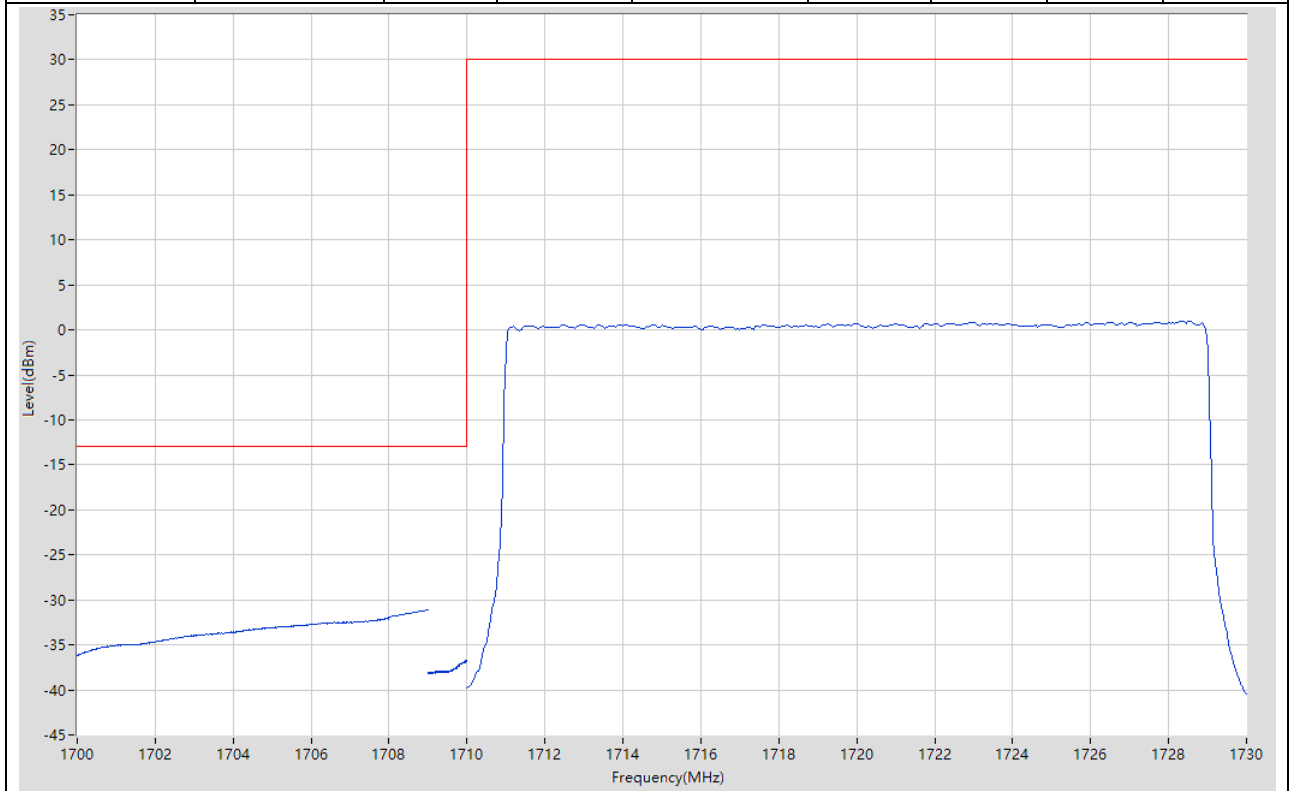
9.43. LTE Band Edge_Part22-24-27(NTNV)(Subtest:43, Channel:20050, Bandwidth:20, Modulation:Q16, RB Number: 1, RB Position:LOW)

Start Frequency (MHz)	Stop Frequency (MHz)	RBW (MHz)	Detector	Frequency (MHz)	Power (dBm)	Limit (dBm)	Verdict	Sweep Point
1700	1708	1	RMS	1708	-42	-13	Pass	401
1708	1709	1	RMS	1709	-38.89	-13	Pass	2
1709	1710	0.2	RMS	1709.998	-24.78	-13	Pass	401
1710	1730	0.1	RMS	1711.1	21.16	30	Pass	401



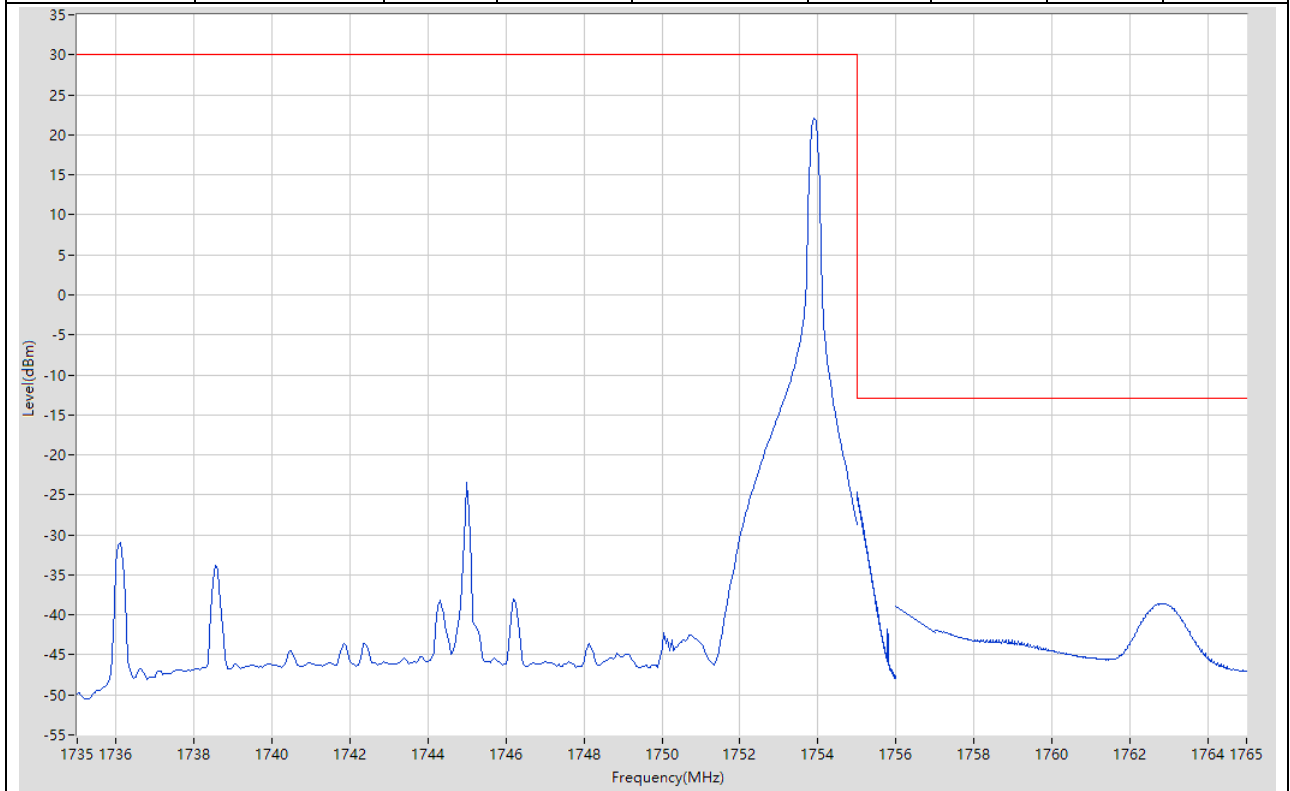
9.44. LTE Band Edge_Part22-24-27(NTNV)(Subtest:44, Channel:20050, Bandwidth:20, Modulation:Q16, RB Number: 100, RB Position:LOW)

Start Frequency (MHz)	Stop Frequency (MHz)	RBW (MHz)	Detector	Frequency (MHz)	Power (dBm)	Limit (dBm)	Verdict	Sweep Point
1700	1708	1	RMS	1707.94	-32.07	-13	Pass	401
1708	1709	1	RMS	1709	-31.13	-13	Pass	2
1709	1710	0.2	RMS	1709.993	-36.7	-13	Pass	401
1710	1730	0.1	RMS	1728.35	0.92	30	Pass	401



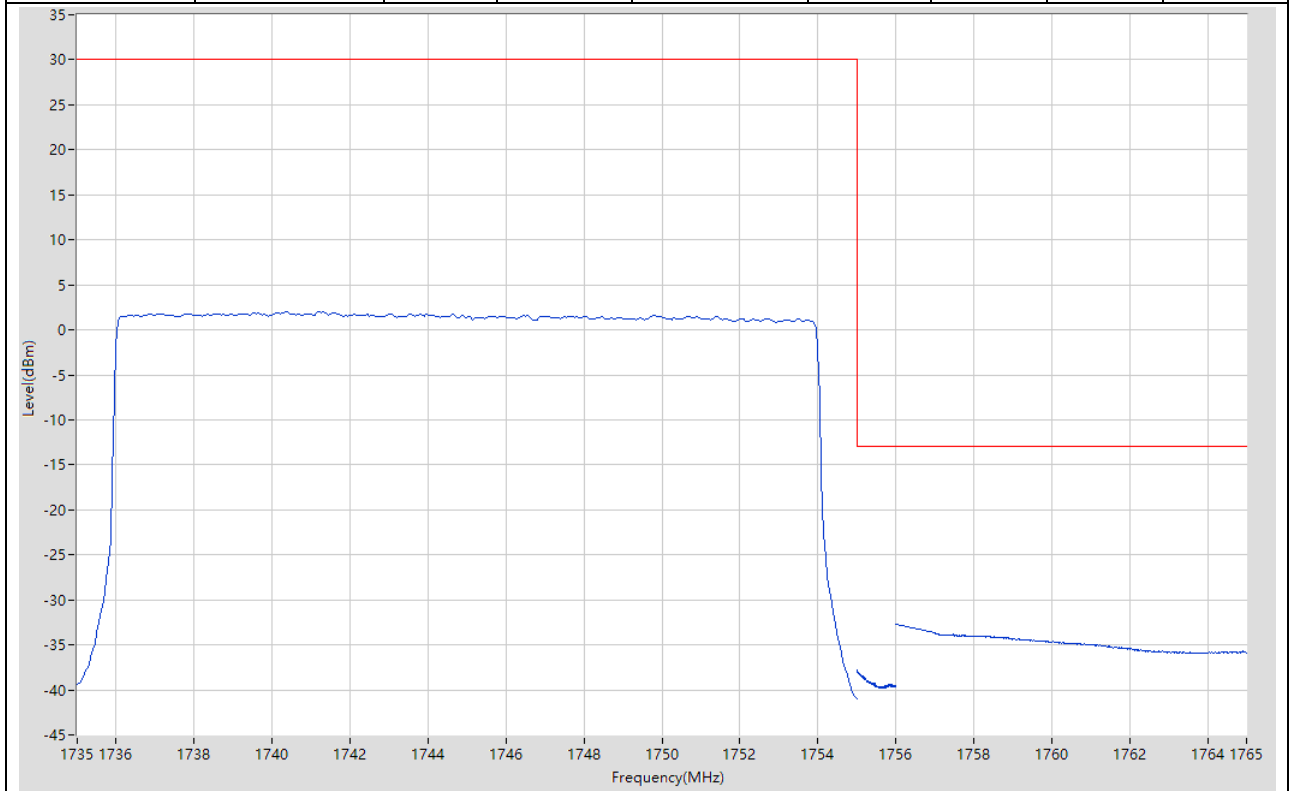
9.45. LTE Band Edge_Part22-24-27(NTNV)(Subtest:45, Channel:20300, Bandwidth:20, Modulation:QPSK, RB Number: 1, RB Position:HIGH)

Start Frequency (MHz)	Stop Frequency (MHz)	RBW (MHz)	Detector	Frequency (MHz)	Power (dBm)	Limit (dBm)	Verdict	Sweep Point
1735	1755	0.1	RMS	1753.9	22.07	30	Pass	401
1755	1756	0.2	RMS	1755	-24.72	-13	Pass	401
1756	1757	1	RMS	1756	-38.95	-13	Pass	2
1757	1765	1	RMS	1762.86	-38.6	-13	Pass	401



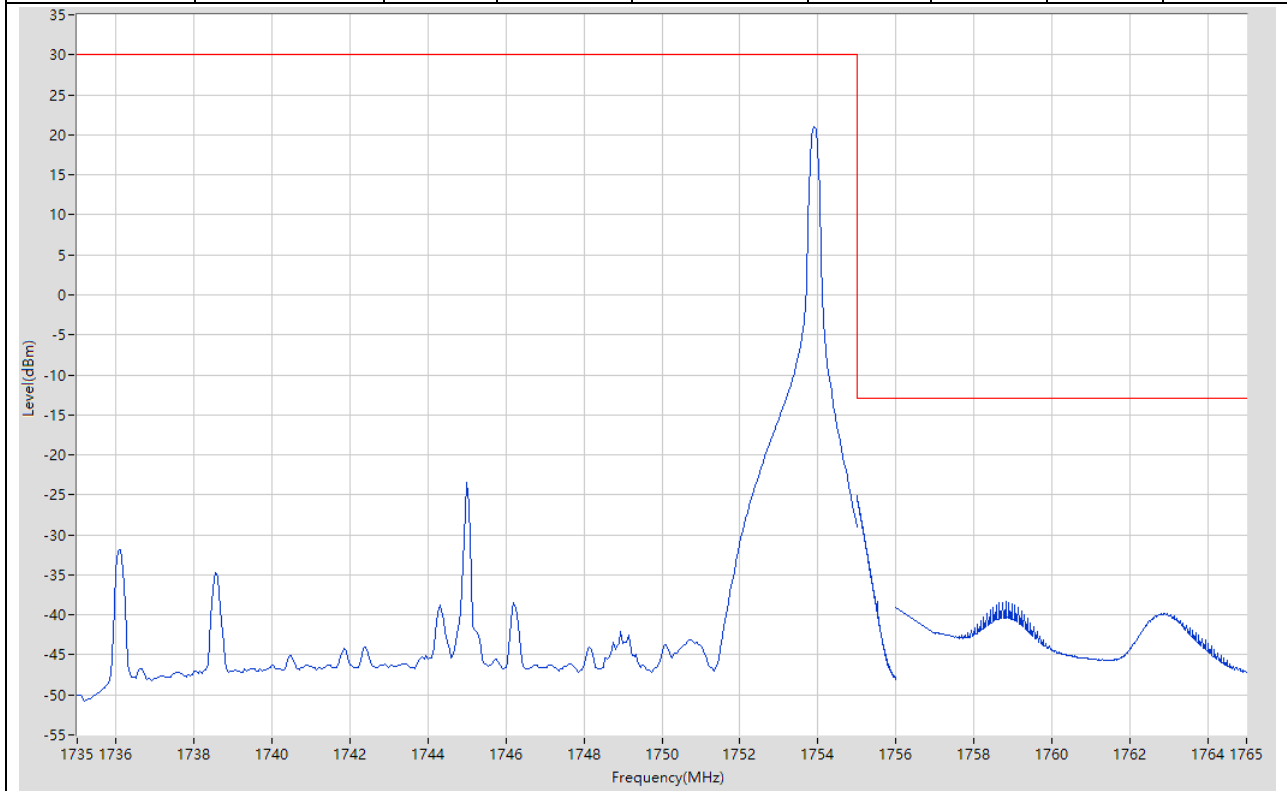
9.46. LTE Band Edge_Part22-24-27(NTNV)(Subtest:46, Channel:20300, Bandwidth:20, Modulation:QPSK, RB Number: 100, RB Position:HIGH)

Start Frequency (MHz)	Stop Frequency (MHz)	RBW (MHz)	Detector	Frequency (MHz)	Power (dBm)	Limit (dBm)	Verdict	Sweep Point
1735	1755	0.1	RMS	1741.2	2.03	30	Pass	401
1755	1756	0.2	RMS	1755.003	-37.73	-13	Pass	401
1756	1757	1	RMS	1756	-32.74	-13	Pass	2
1757	1765	1	RMS	1757	-33.76	-13	Pass	401



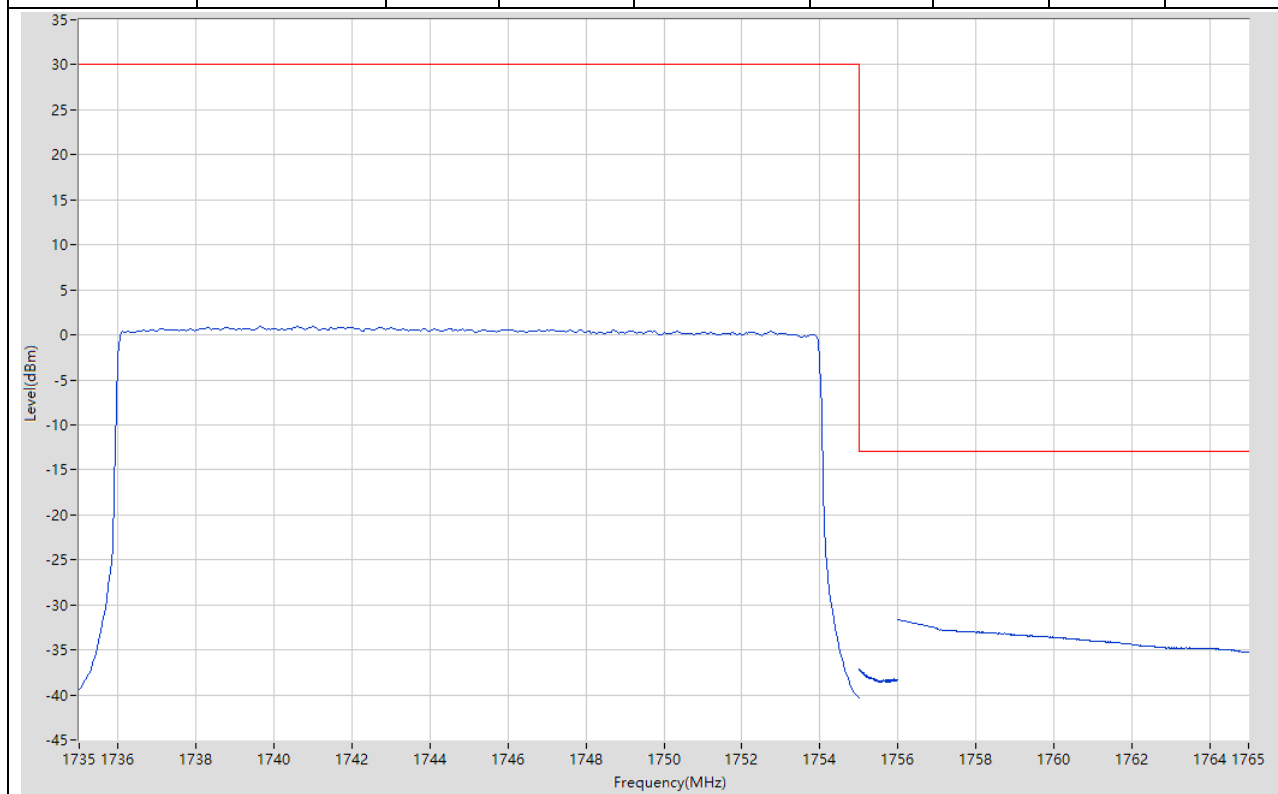
9.47. LTE Band Edge_Part22-24-27(NTNV)(Subtest:47, Channel:20300, Bandwidth:20, Modulation:Q16, RB Number: 1, RB Position:HIGH)

Start Frequency (MHz)	Stop Frequency (MHz)	RBW (MHz)	Detector	Frequency (MHz)	Power (dBm)	Limit (dBm)	Verdict	Sweep Point
1735	1755	0.1	RMS	1753.9	21	30	Pass	401
1755	1756	0.2	RMS	1755	-25.06	-13	Pass	401
1756	1757	1	RMS	1756	-39.13	-13	Pass	2
1757	1765	1	RMS	1758.82	-38.38	-13	Pass	401



9.48. LTE Band Edge_Part22-24-27(NTNV)(Subtest:48, Channel:20300, Bandwidth:20, Modulation:Q16, RB Number: 100, RB Position:HIGH)

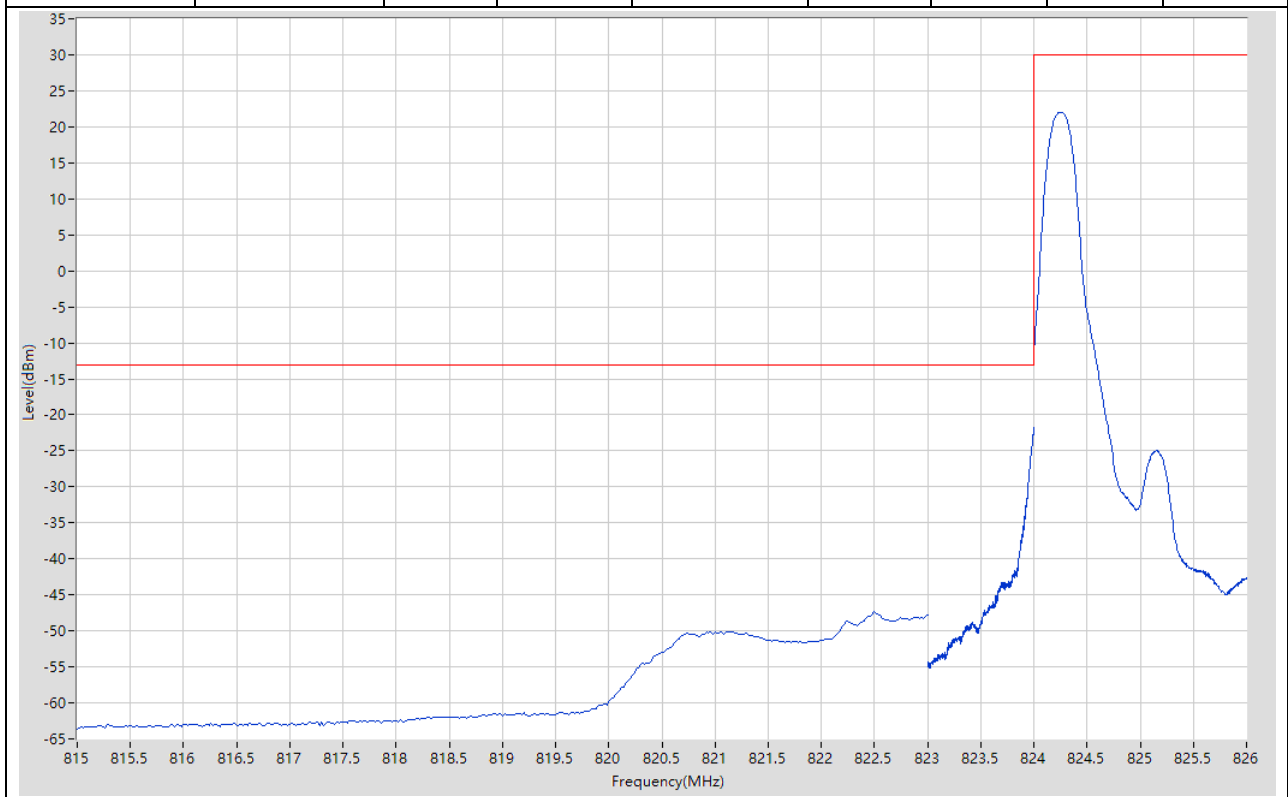
Start Frequency (MHz)	Stop Frequency (MHz)	RBW (MHz)	Detector	Frequency (MHz)	Power (dBm)	Limit (dBm)	Verdict	Sweep Point
1735	1755	0.1	RMS	1740.6	0.96	30	Pass	401
1755	1756	0.2	RMS	1755	-37.11	-13	Pass	401
1756	1757	1	RMS	1756	-31.61	-13	Pass	2
1757	1765	1	RMS	1757.06	-32.74	-13	Pass	401



10. LTE_Band5

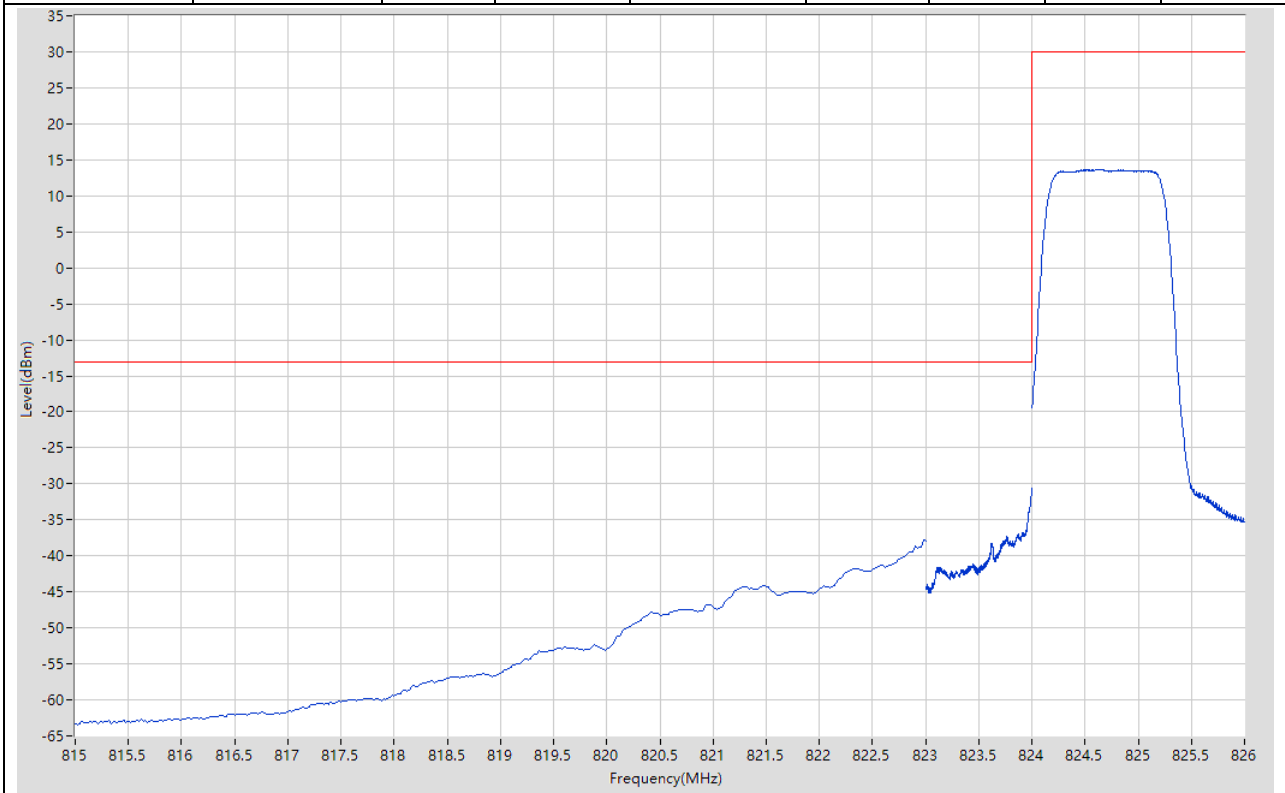
10.1. LTE Band Edge_Part22-24-27(NTNV)(Subtest:1, Channel:20407, Bandwidth:1.4, Modulation:QPSK, RB Number: 1, RB Position:LOW)

Start Frequency (MHz)	Stop Frequency (MHz)	RBW (MHz)	Detector	Frequency (MHz)	Power (dBm)	Limit (dBm)	Verdict	Sweep Point
815	823	0.1	RMS	822.5	-47.39	-13	Pass	401
823	824	0.02	RMS	824	-21.79	-13	Pass	401
824	826	0.1	RMS	824.255	22.05	30	Pass	401



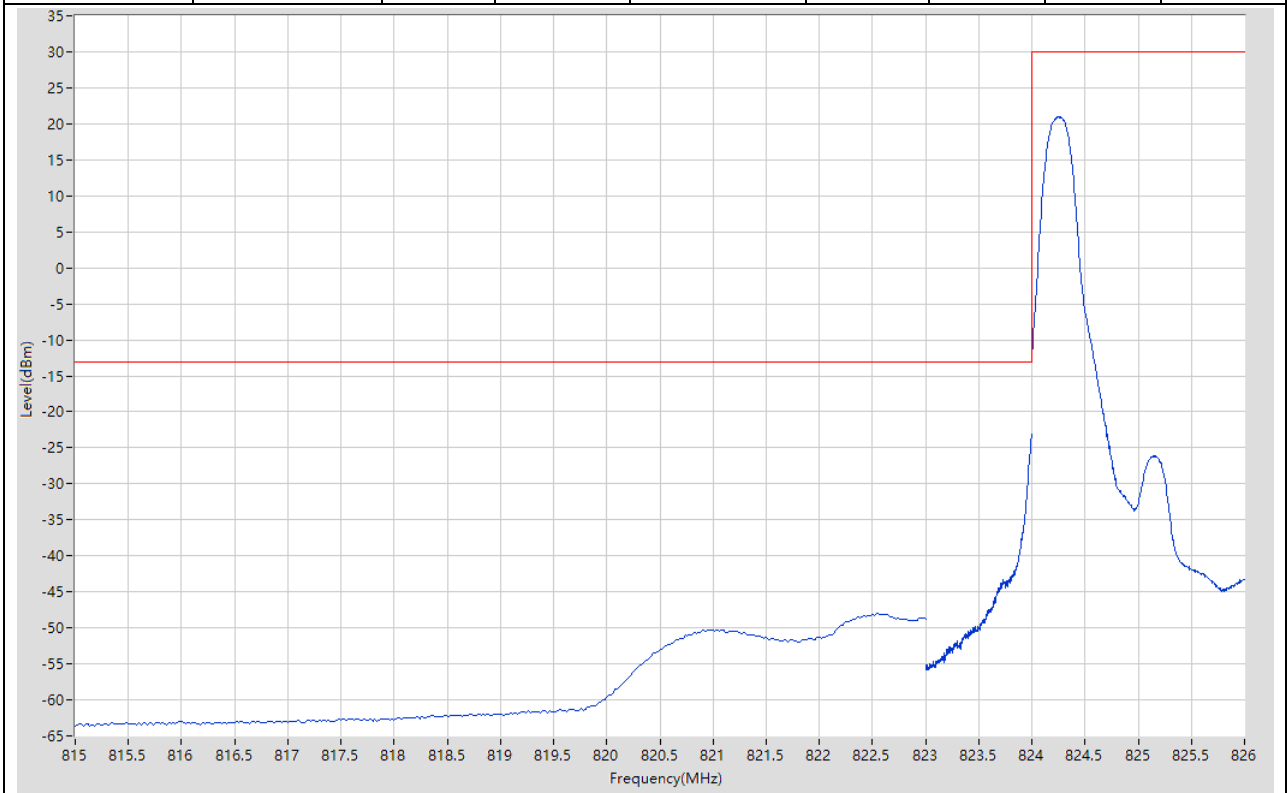
10.2. LTE Band Edge_Part22-24-27(NTNV)(Subtest:2, Channel:20407, Bandwidth:1.4, Modulation:QPSK, RB Number: 6, RB Position:LOW)

Start Frequency (MHz)	Stop Frequency (MHz)	RBW (MHz)	Detector	Frequency (MHz)	Power (dBm)	Limit (dBm)	Verdict	Sweep Point
815	823	0.1	RMS	822.98	-37.84	-13	Pass	401
823	824	0.02	RMS	824	-30.65	-13	Pass	401
824	826	0.1	RMS	824.655	13.68	30	Pass	401



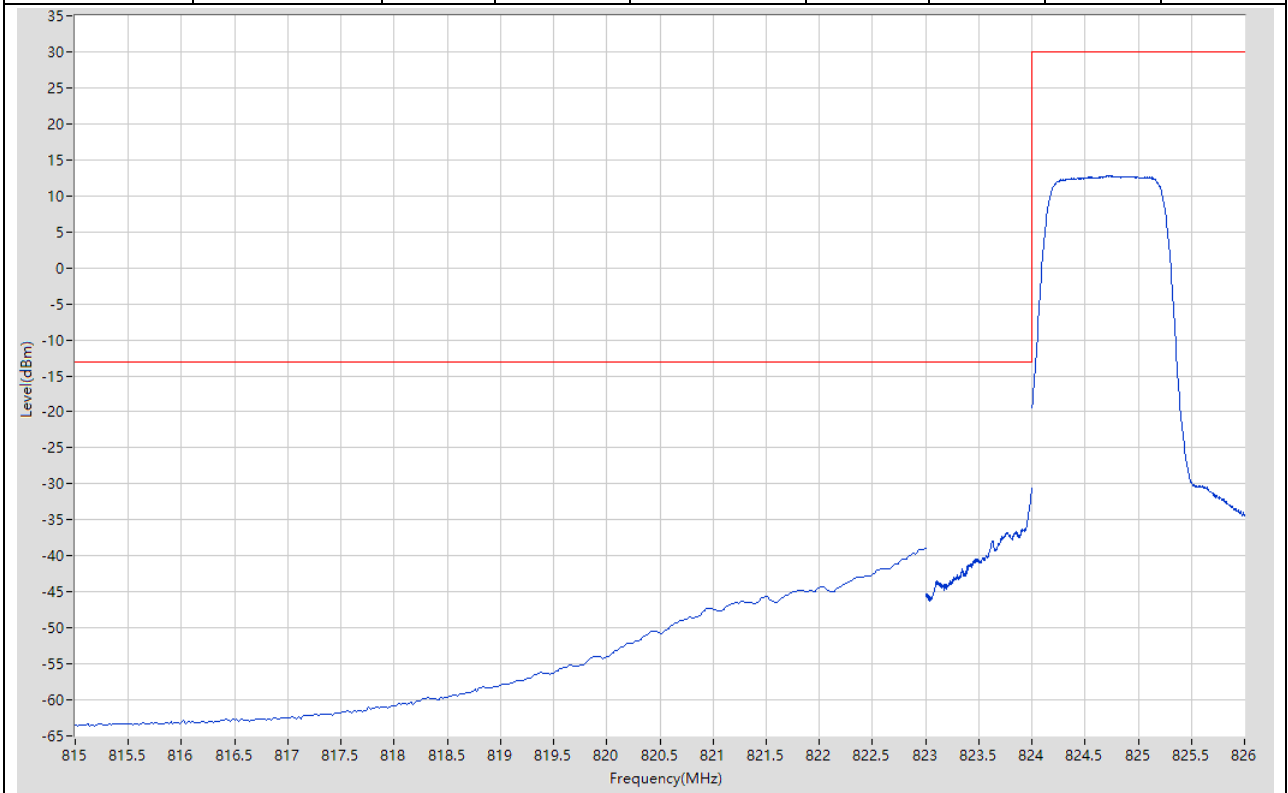
10.3. LTE Band Edge_Part22-24-27(NTNV)(Subtest:3, Channel:20407, Bandwidth:1.4, Modulation:Q16, RB Number: 1, RB Position:LOW)

Start Frequency (MHz)	Stop Frequency (MHz)	RBW (MHz)	Detector	Frequency (MHz)	Power (dBm)	Limit (dBm)	Verdict	Sweep Point
815	823	0.1	RMS	822.54	-47.92	-13	Pass	401
823	824	0.02	RMS	824	-23.18	-13	Pass	401
824	826	0.1	RMS	824.26	20.99	30	Pass	401



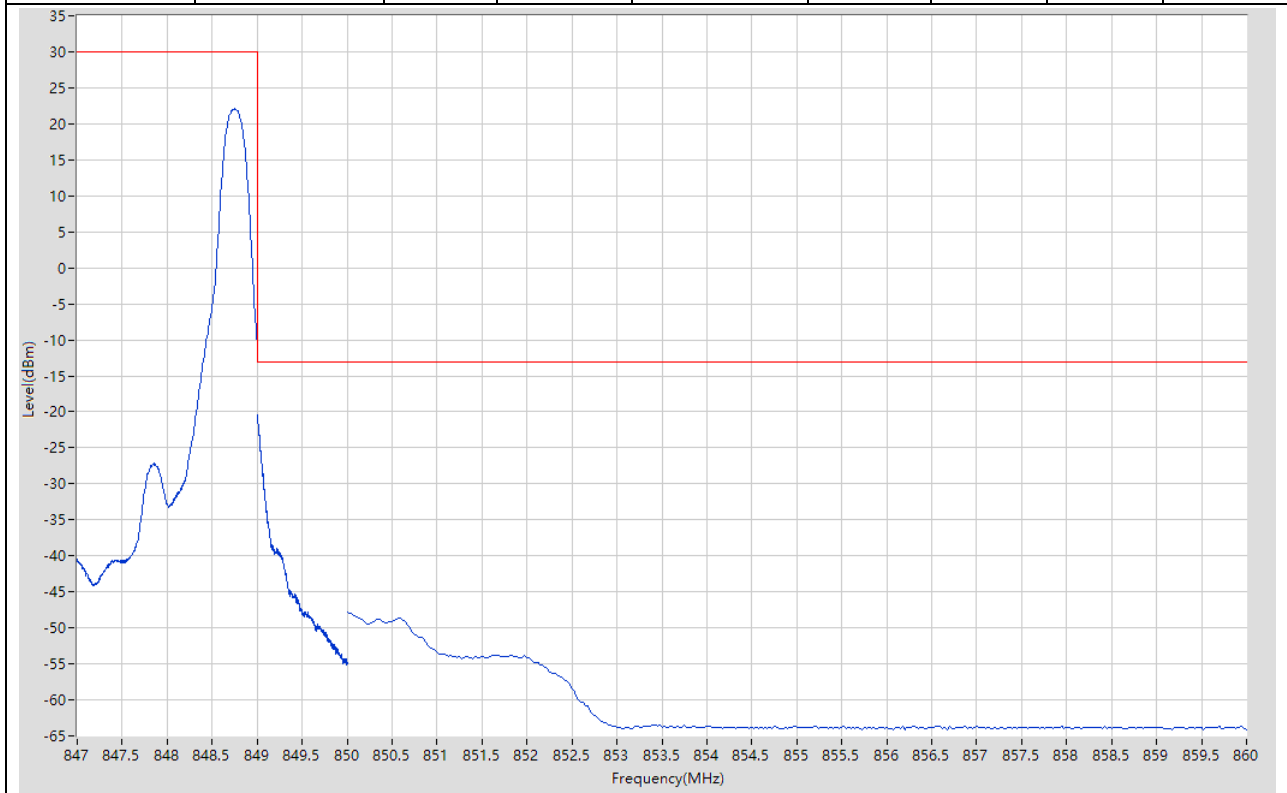
10.4. LTE Band Edge_Part22-24-27(NTNV)(Subtest:4, Channel:20407, Bandwidth:1.4, Modulation:Q16, RB Number: 6, RB Position:LOW)

Start Frequency (MHz)	Stop Frequency (MHz)	RBW (MHz)	Detector	Frequency (MHz)	Power (dBm)	Limit (dBm)	Verdict	Sweep Point
815	823	0.1	RMS	823	-38.93	-13	Pass	401
823	824	0.02	RMS	824	-30.67	-13	Pass	401
824	826	0.1	RMS	824.72	12.82	30	Pass	401



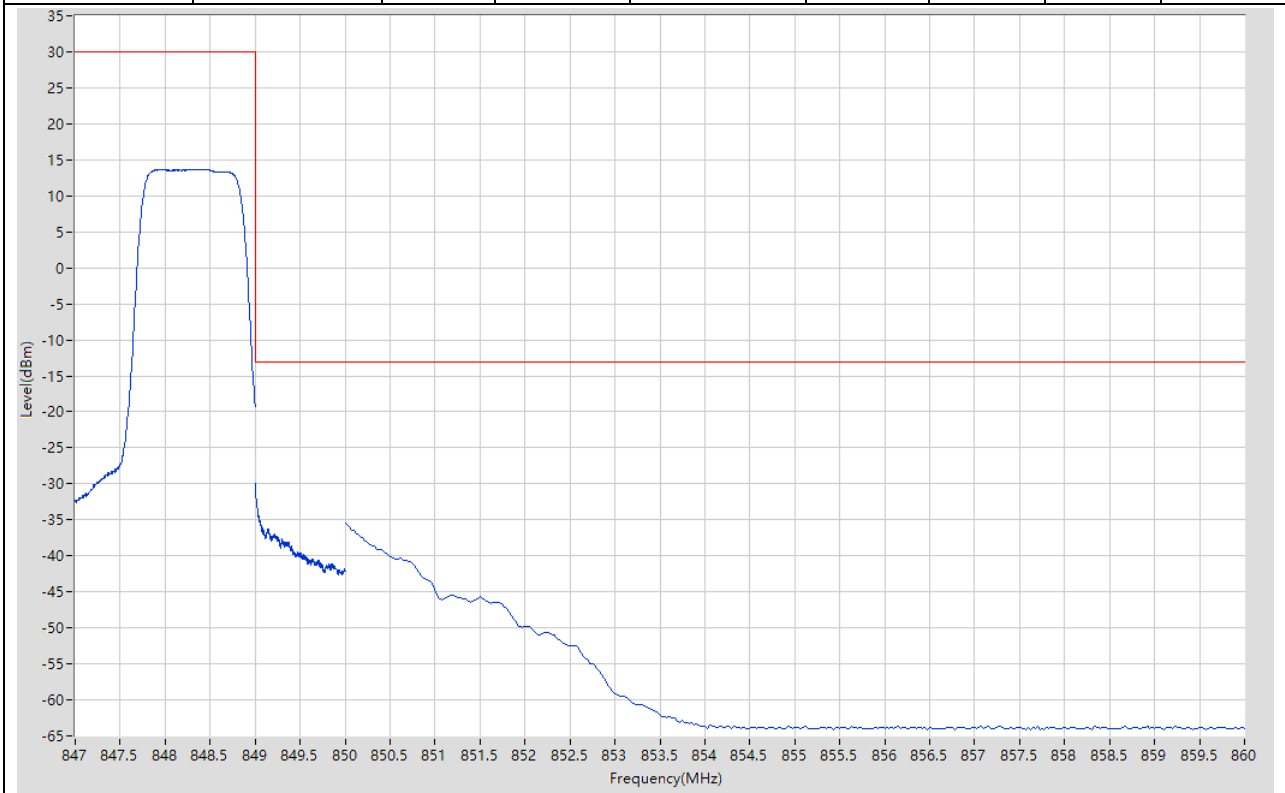
10.5. LTE Band Edge_Part22-24-27(NTNV)(Subtest:5, Channel:20643, Bandwidth:1.4, Modulation:QPSK, RB Number: 1, RB Position:HIGH)

Start Frequency (MHz)	Stop Frequency (MHz)	RBW (MHz)	Detector	Frequency (MHz)	Power (dBm)	Limit (dBm)	Verdict	Sweep Point
847	849	0.1	RMS	848.75	22.08	30	Pass	401
849	850	0.02	RMS	849	-20.4	-13	Pass	401
850	860	0.1	RMS	850	-47.76	-13	Pass	401



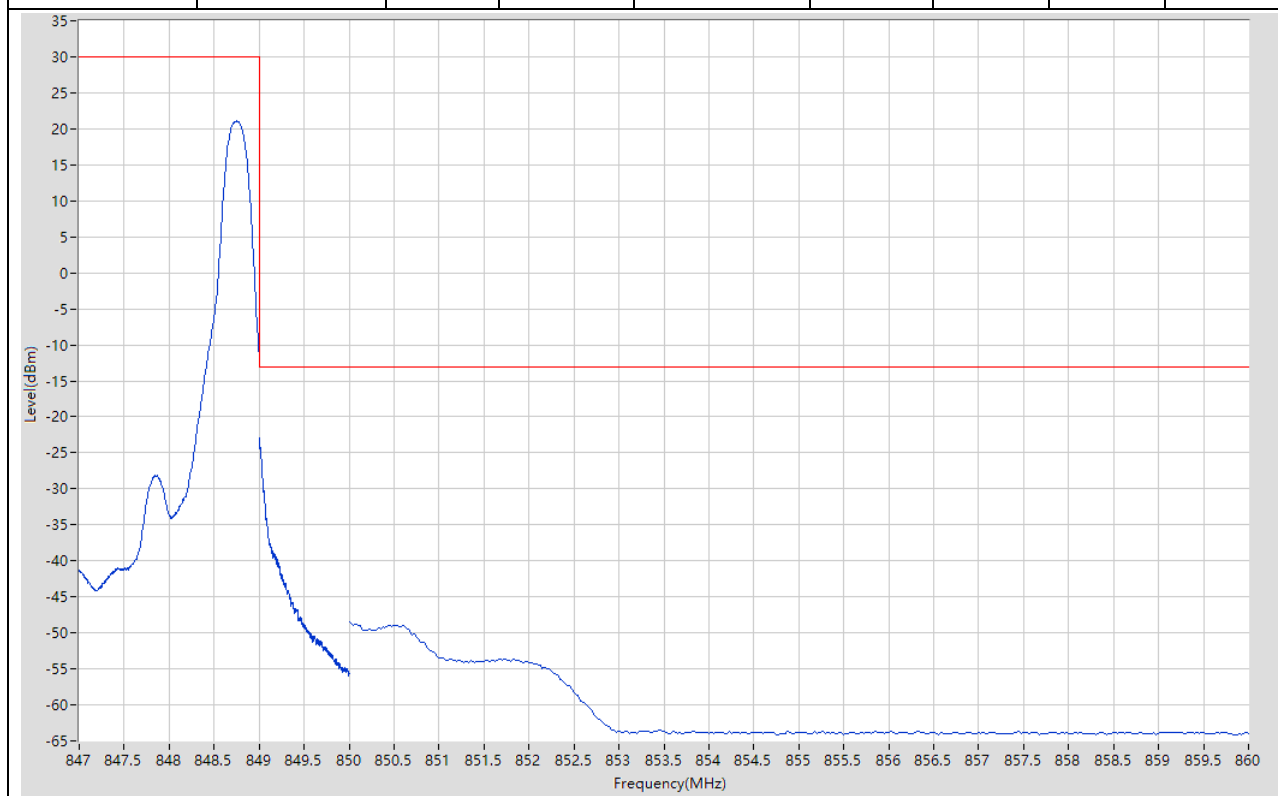
10.6. LTE Band Edge_Part22-24-27(NTNV)(Subtest:6, Channel:20643, Bandwidth:1.4, Modulation:QPSK, RB Number: 6, RB Position:HIGH)

Start Frequency (MHz)	Stop Frequency (MHz)	RBW (MHz)	Detector	Frequency (MHz)	Power (dBm)	Limit (dBm)	Verdict	Sweep Point
847	849	0.1	RMS	848.435	13.71	30	Pass	401
849	850	0.02	RMS	849	-30.01	-13	Pass	401
850	860	0.1	RMS	850	-35.4	-13	Pass	401



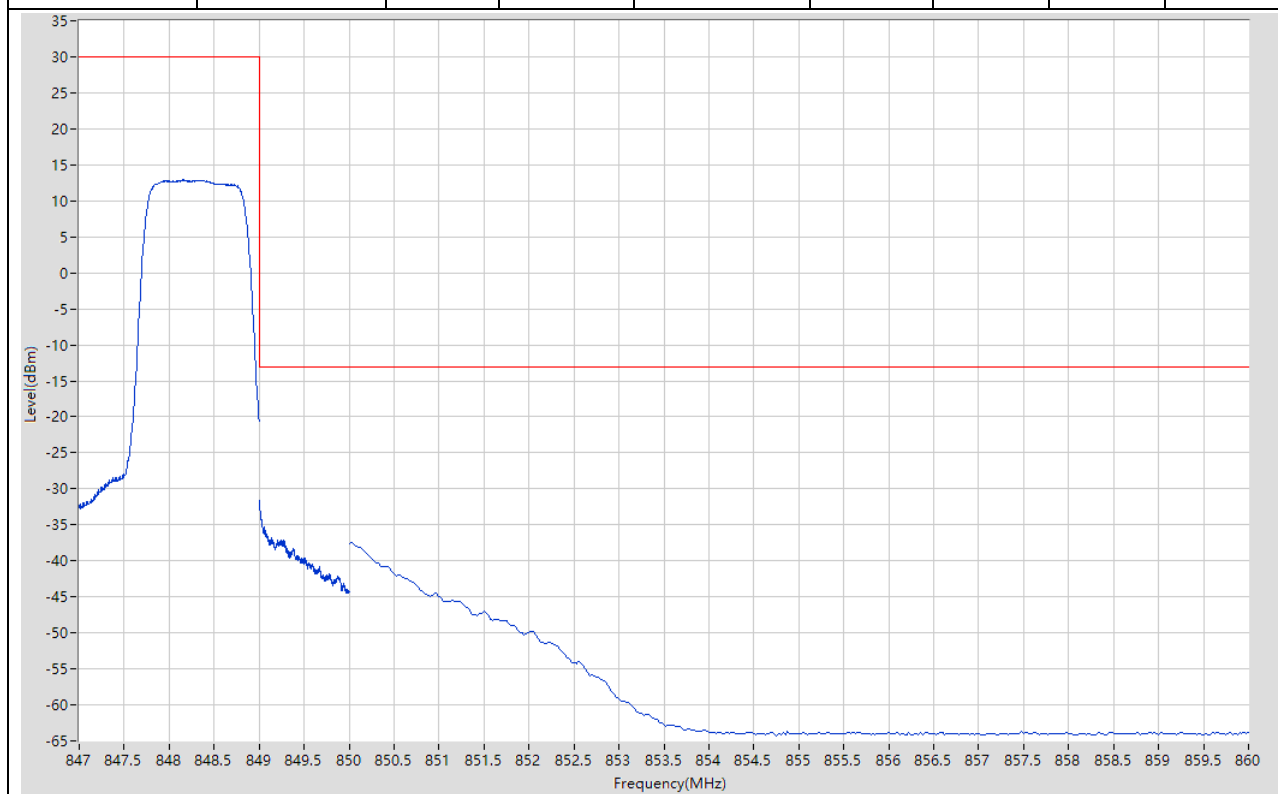
10.7. LTE Band Edge_Part22-24-27(NTNV)(Subtest:7, Channel:20643, Bandwidth:1.4, Modulation:Q16, RB Number: 1, RB Position:HIGH)

Start Frequency (MHz)	Stop Frequency (MHz)	RBW (MHz)	Detector	Frequency (MHz)	Power (dBm)	Limit (dBm)	Verdict	Sweep Point
847	849	0.1	RMS	848.745	21.06	30	Pass	401
849	850	0.02	RMS	849	-22.86	-13	Pass	401
850	860	0.1	RMS	850	-48.42	-13	Pass	401



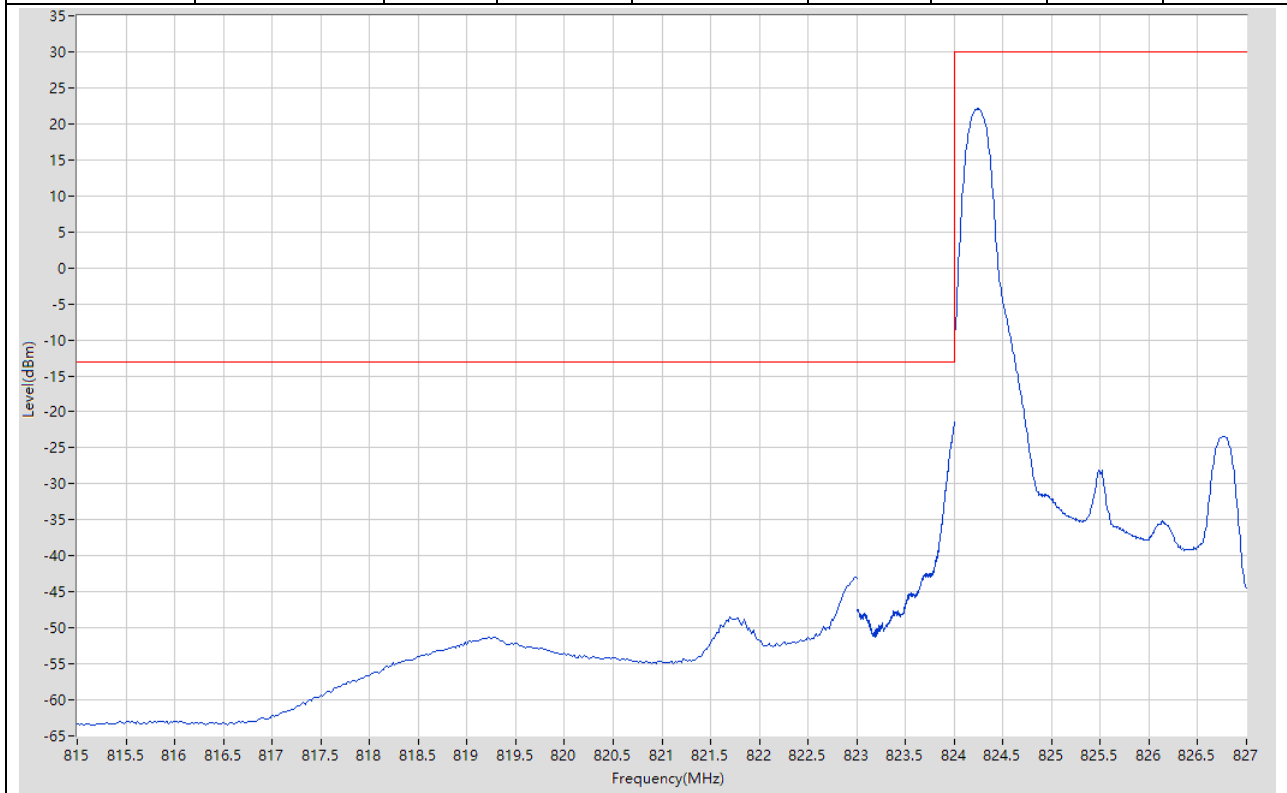
10.8. LTE Band Edge_Part22-24-27(NTNV)(Subtest:8, Channel:20643, Bandwidth:1.4, Modulation:Q16, RB Number: 6, RB Position:HIGH)

Start Frequency (MHz)	Stop Frequency (MHz)	RBW (MHz)	Detector	Frequency (MHz)	Power (dBm)	Limit (dBm)	Verdict	Sweep Point
847	849	0.1	RMS	848.165	12.89	30	Pass	401
849	850	0.02	RMS	849	-31.59	-13	Pass	401
850	860	0.1	RMS	850.025	-37.4	-13	Pass	401



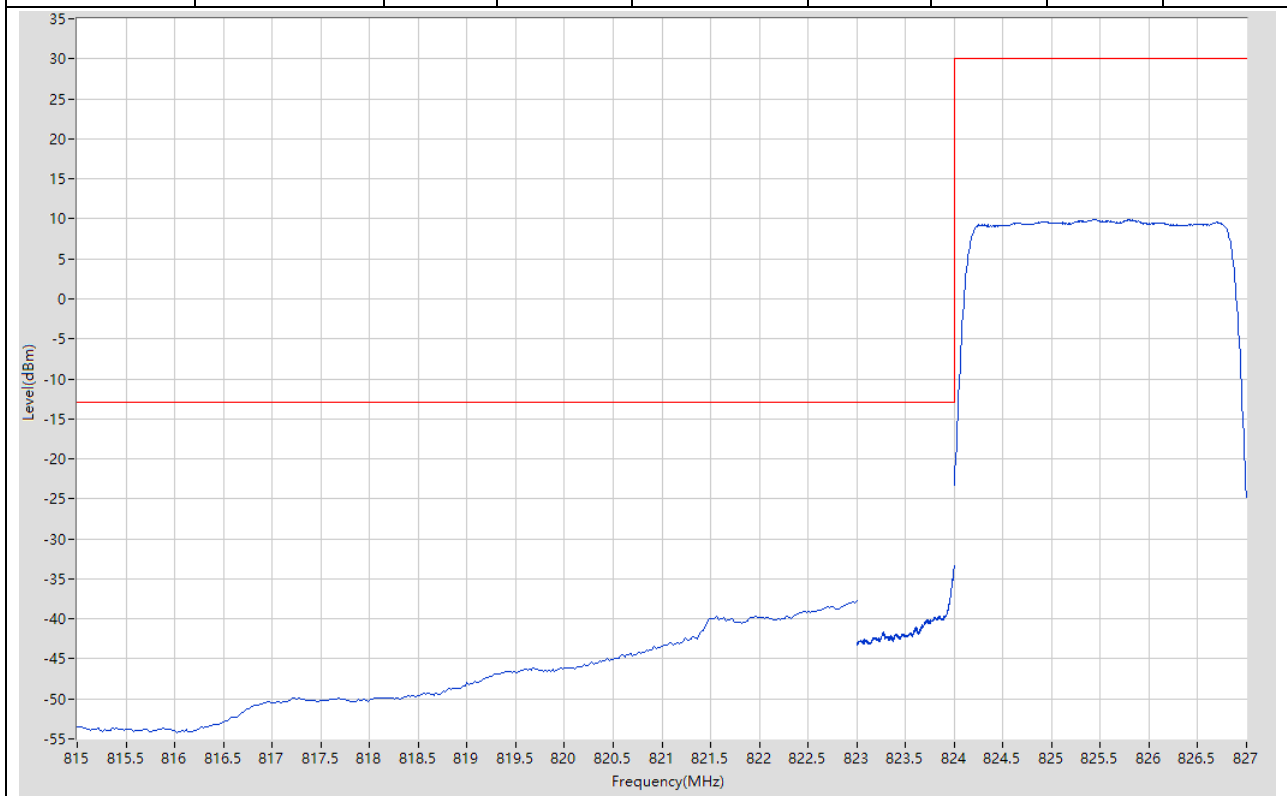
10.9. LTE Band Edge_Part22-24-27(NTNV)(Subtest:9, Channel:20415, Bandwidth:3, Modulation:QPSK, RB Number: 1, RB Position:LOW)

Start Frequency (MHz)	Stop Frequency (MHz)	RBW (MHz)	Detector	Frequency (MHz)	Power (dBm)	Limit (dBm)	Verdict	Sweep Point
815	823	0.1	RMS	822.98	-42.89	-13	Pass	401
823	824	0.03	RMS	824	-21.39	-13	Pass	401
824	827	0.1	RMS	824.24	22.08	30	Pass	401



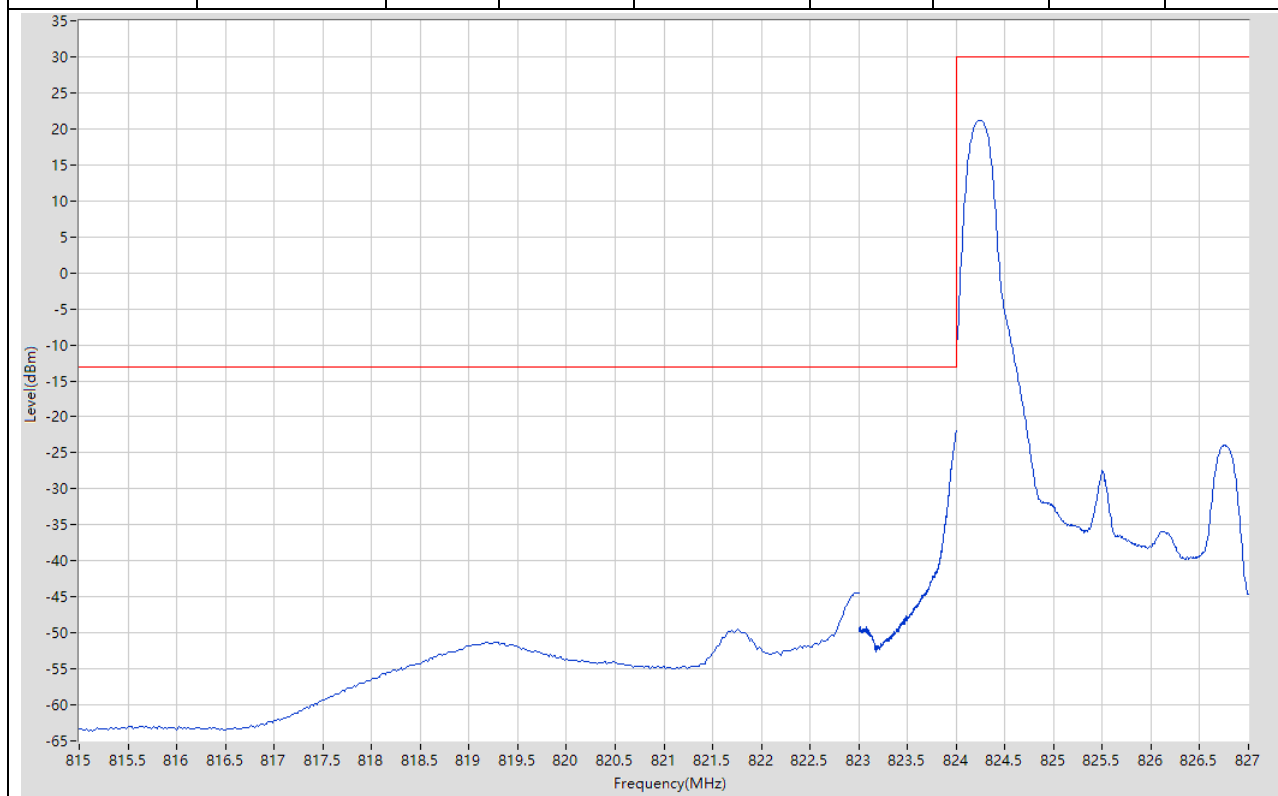
10.10. LTE Band Edge_Part22-24-27(NTNV)(Subtest:10, Channel:20415, Bandwidth:3, Modulation:QPSK, RB Number: 15, RB Position:LOW)

Start Frequency (MHz)	Stop Frequency (MHz)	RBW (MHz)	Detector	Frequency (MHz)	Power (dBm)	Limit (dBm)	Verdict	Sweep Point
815	823	0.1	RMS	823	-37.75	-13	Pass	401
823	824	0.03	RMS	824	-33.41	-13	Pass	401
824	827	0.1	RMS	825.448	9.88	30	Pass	401



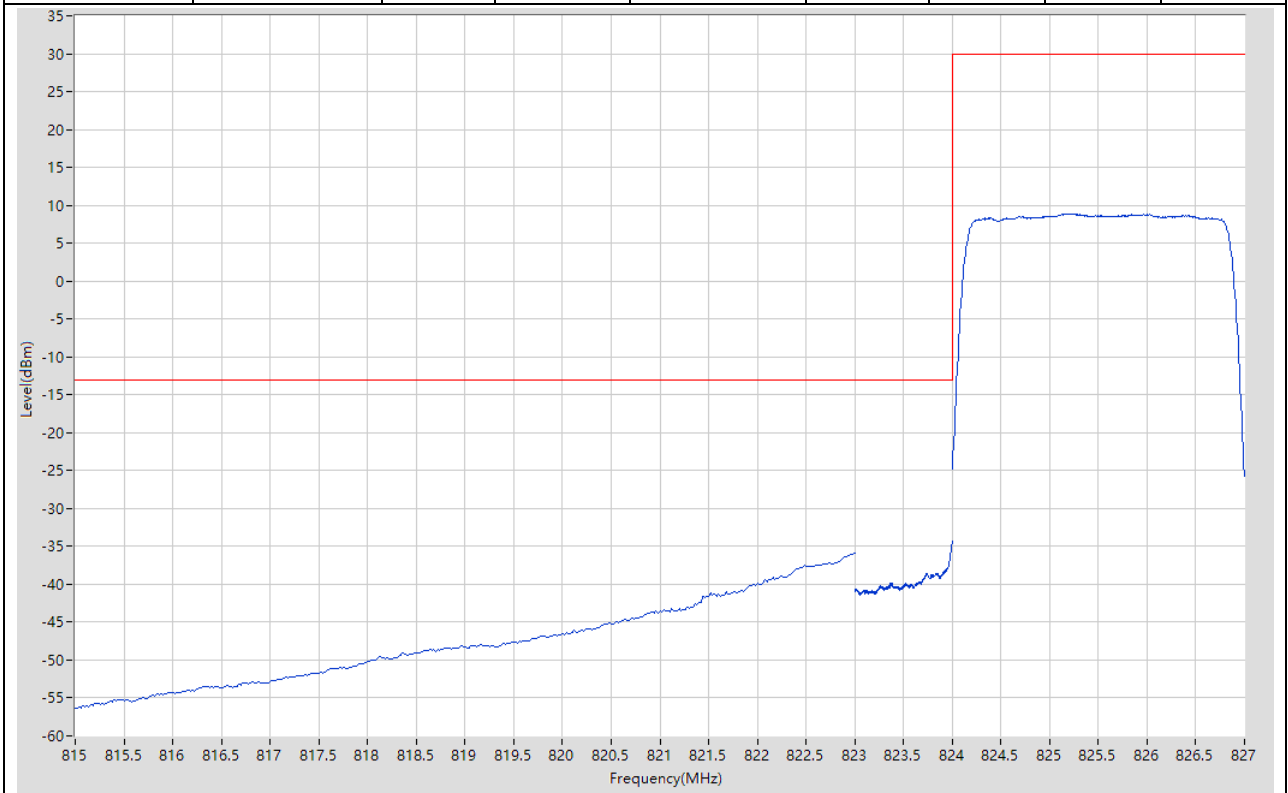
10.11. LTE Band Edge_Part22-24-27(NTNV)(Subtest:11, Channel:20415, Bandwidth:3, Modulation:Q16, RB Number: 1, RB Position:LOW)

Start Frequency (MHz)	Stop Frequency (MHz)	RBW (MHz)	Detector	Frequency (MHz)	Power (dBm)	Limit (dBm)	Verdict	Sweep Point
815	823	0.1	RMS	822.98	-44.38	-13	Pass	401
823	824	0.03	RMS	824	-21.9	-13	Pass	401
824	827	0.1	RMS	824.233	21.19	30	Pass	401



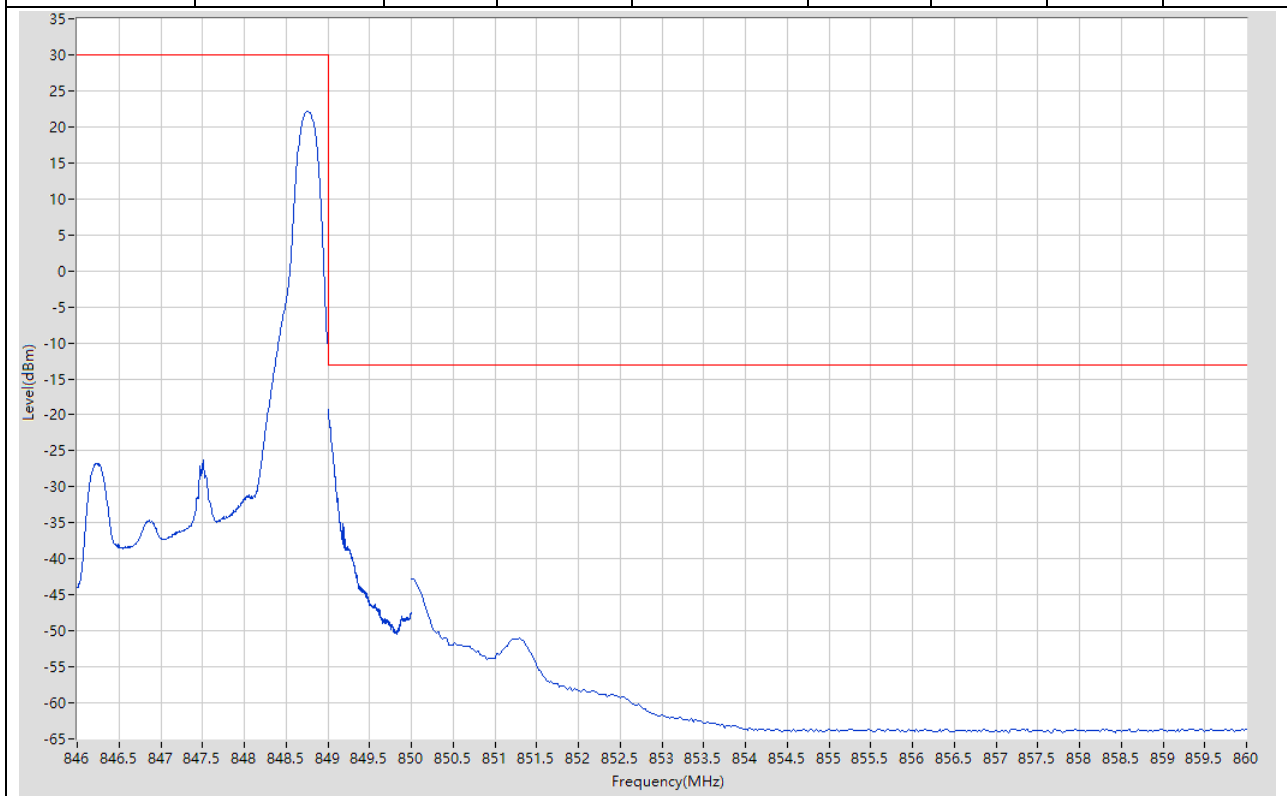
10.12. LTE Band Edge_Part22-24-27(NTNV)(Subtest:12, Channel:20415, Bandwidth:3, Modulation:Q16, RB Number: 15, RB Position:LOW)

Start Frequency (MHz)	Stop Frequency (MHz)	RBW (MHz)	Detector	Frequency (MHz)	Power (dBm)	Limit (dBm)	Verdict	Sweep Point
815	823	0.1	RMS	823	-35.88	-13	Pass	401
823	824	0.03	RMS	824	-34.29	-13	Pass	401
824	827	0.1	RMS	825.253	8.89	30	Pass	401



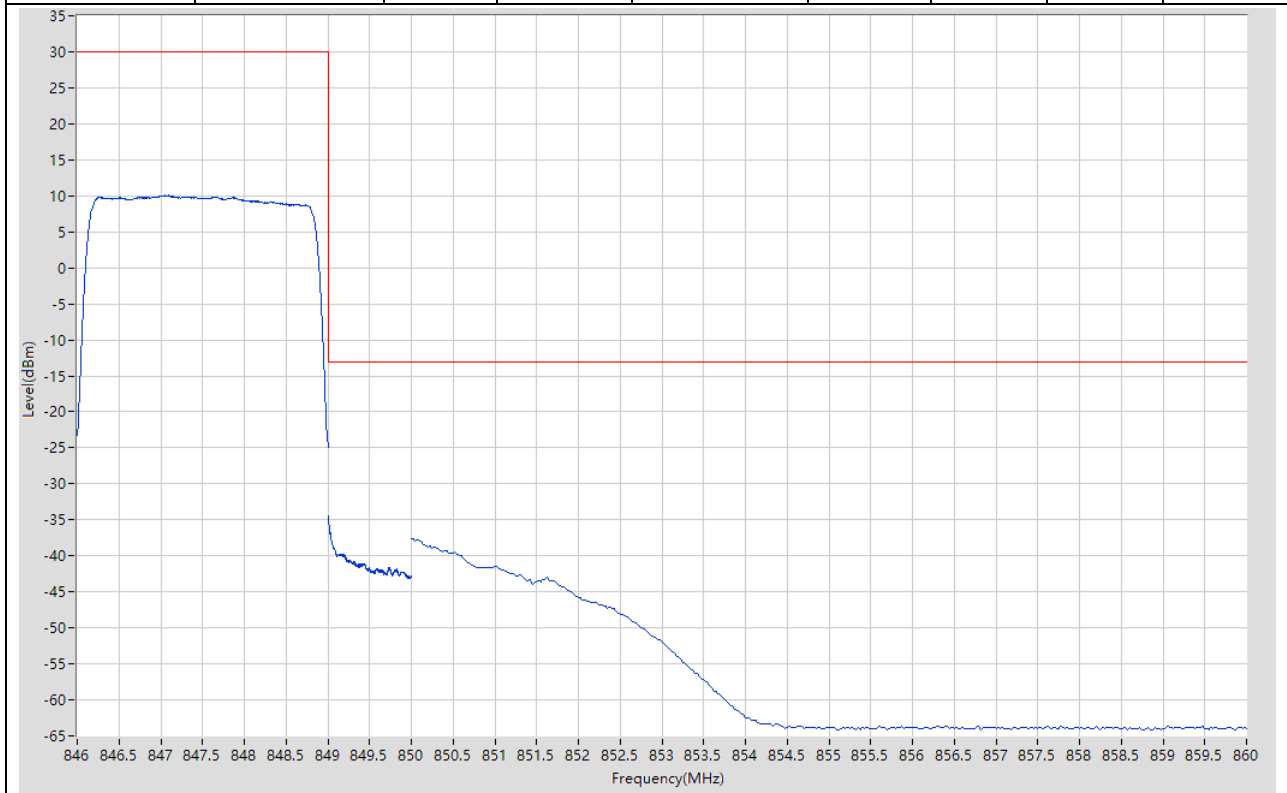
10.13. LTE Band Edge_Part22-24-27(NTNV)(Subtest:13, Channel:20635, Bandwidth:3, Modulation:QPSK, RB Number: 1, RB Position:HIGH)

Start Frequency (MHz)	Stop Frequency (MHz)	RBW (MHz)	Detector	Frequency (MHz)	Power (dBm)	Limit (dBm)	Verdict	Sweep Point
846	849	0.1	RMS	848.76	22.16	30	Pass	401
849	850	0.03	RMS	849	-19.25	-13	Pass	401
850	860	0.1	RMS	850	-42.72	-13	Pass	401



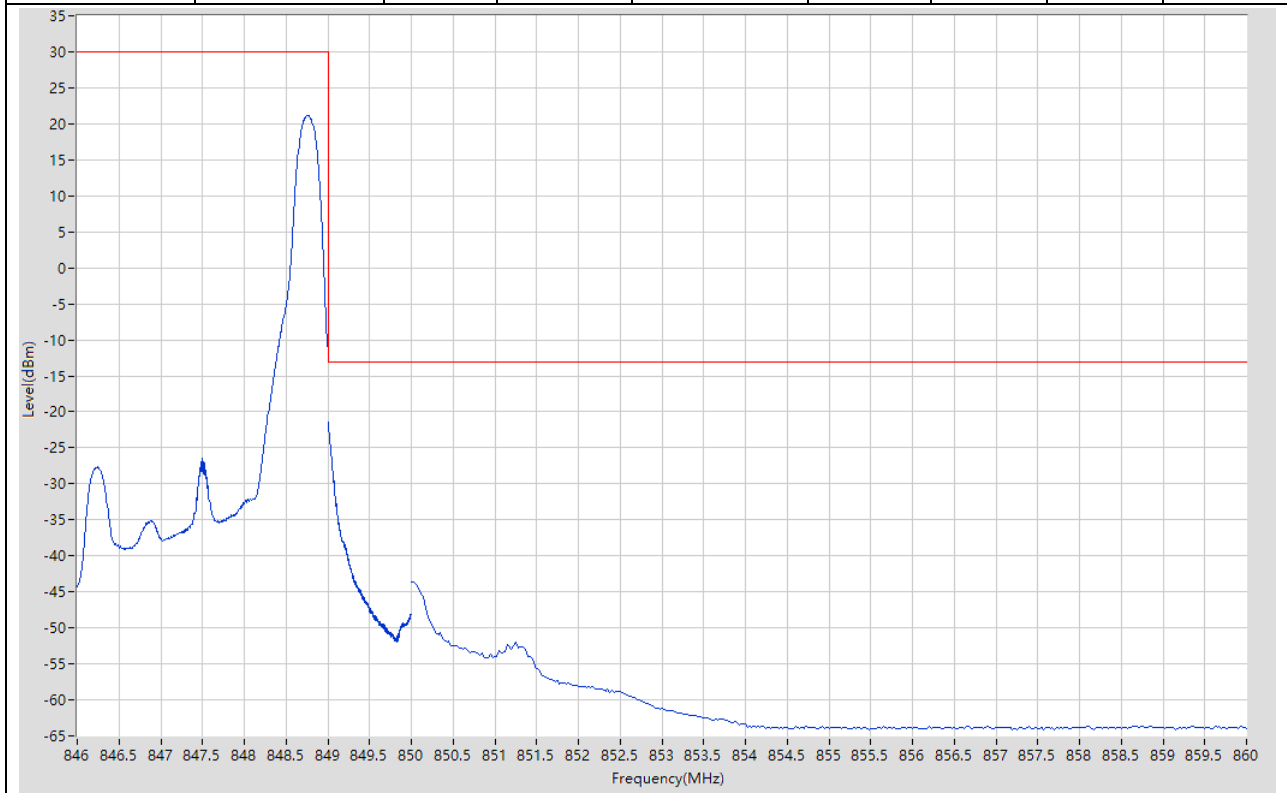
10.14. LTE Band Edge_Part22-24-27(NTNV)(Subtest:14, Channel:20635, Bandwidth:3, Modulation:QPSK, RB Number: 15, RB Position:HIGH)

Start Frequency (MHz)	Stop Frequency (MHz)	RBW (MHz)	Detector	Frequency (MHz)	Power (dBm)	Limit (dBm)	Verdict	Sweep Point
846	849	0.1	RMS	847.088	10.09	30	Pass	401
849	850	0.03	RMS	849	-34.4	-13	Pass	401
850	860	0.1	RMS	850.025	-37.68	-13	Pass	401



10.15. LTE Band Edge_Part22-24-27(NTNV)(Subtest:15, Channel:20635, Bandwidth:3, Modulation:Q16, RB Number: 1, RB Position:HIGH)

Start Frequency (MHz)	Stop Frequency (MHz)	RBW (MHz)	Detector	Frequency (MHz)	Power (dBm)	Limit (dBm)	Verdict	Sweep Point
846	849	0.1	RMS	848.76	21.1	30	Pass	401
849	850	0.03	RMS	849.003	-21.47	-13	Pass	401
850	860	0.1	RMS	850.025	-43.57	-13	Pass	401



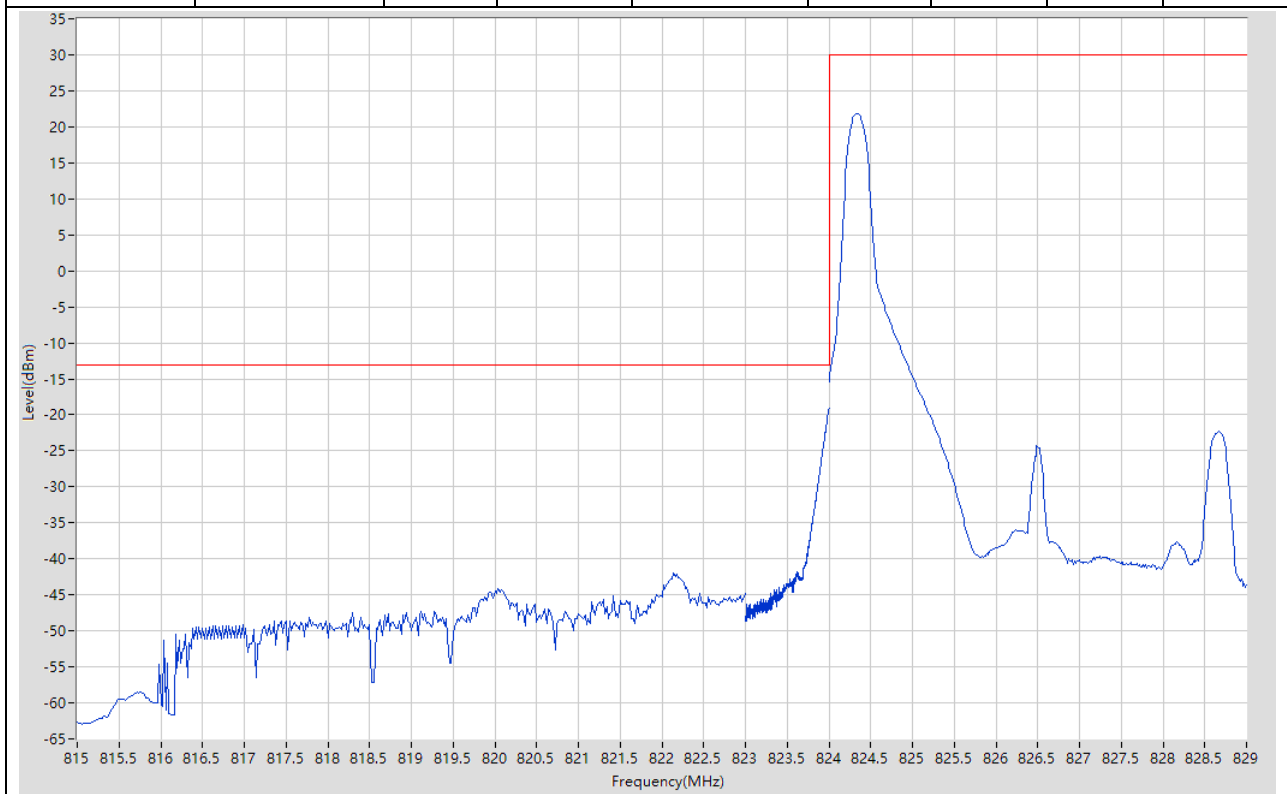
10.16. LTE Band Edge_Part22-24-27(NTNV)(Subtest:16, Channel:20635, Bandwidth:3, Modulation:Q16, RB Number: 15, RB Position:HIGH)

Start Frequency (MHz)	Stop Frequency (MHz)	RBW (MHz)	Detector	Frequency (MHz)	Power (dBm)	Limit (dBm)	Verdict	Sweep Point
846	849	0.1	RMS	846.93	8.92	30	Pass	401
849	850	0.03	RMS	849	-34.73	-13	Pass	401
850	860	0.1	RMS	850	-36.64	-13	Pass	401



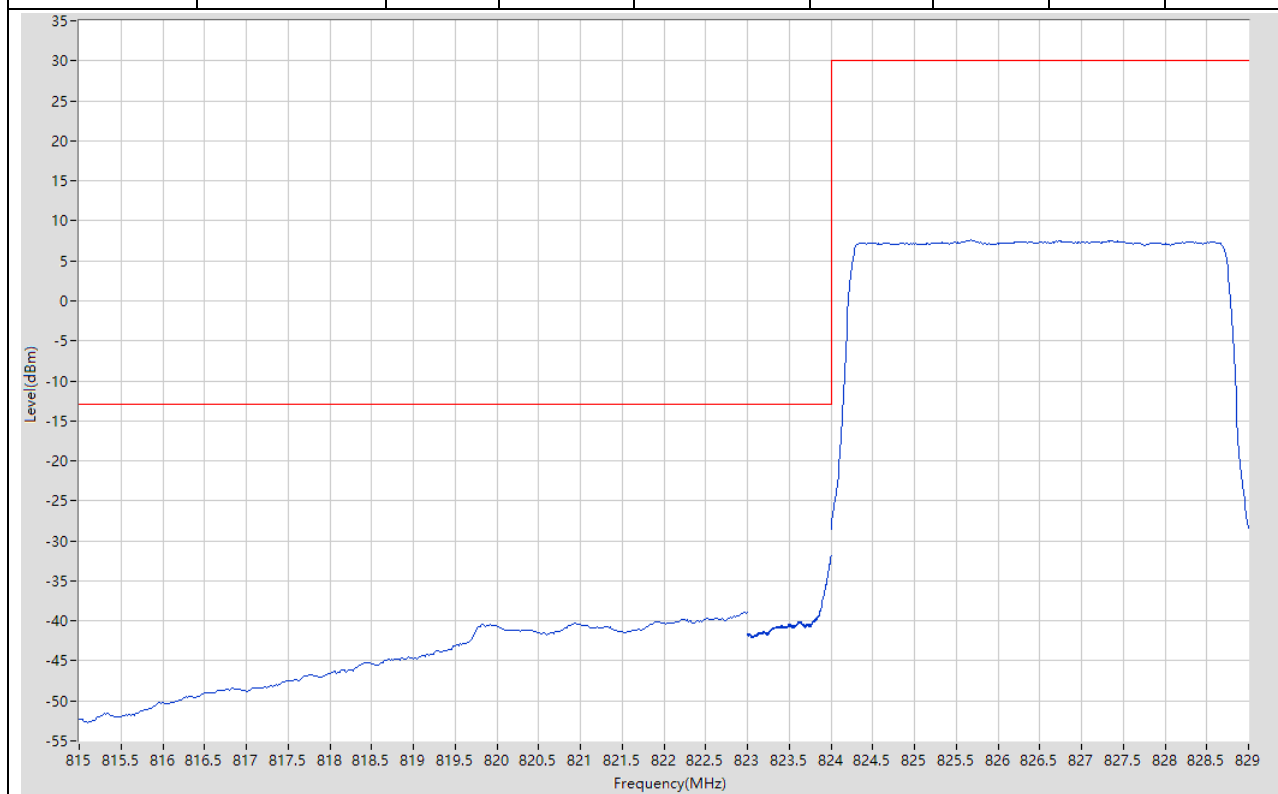
10.17. LTE Band Edge_Part22-24-27(NTNV)(Subtest:17, Channel:20425, Bandwidth:5, Modulation:QPSK, RB Number: 1, RB Position:LOW)

Start Frequency (MHz)	Stop Frequency (MHz)	RBW (MHz)	Detector	Frequency (MHz)	Power (dBm)	Limit (dBm)	Verdict	Sweep Point
815	823	0.1	RMS	822.14	-41.98	-13	Pass	401
823	824	0.051	RMS	824	-19.05	-13	Pass	401
824	829	0.1	RMS	824.338	21.78	30	Pass	401



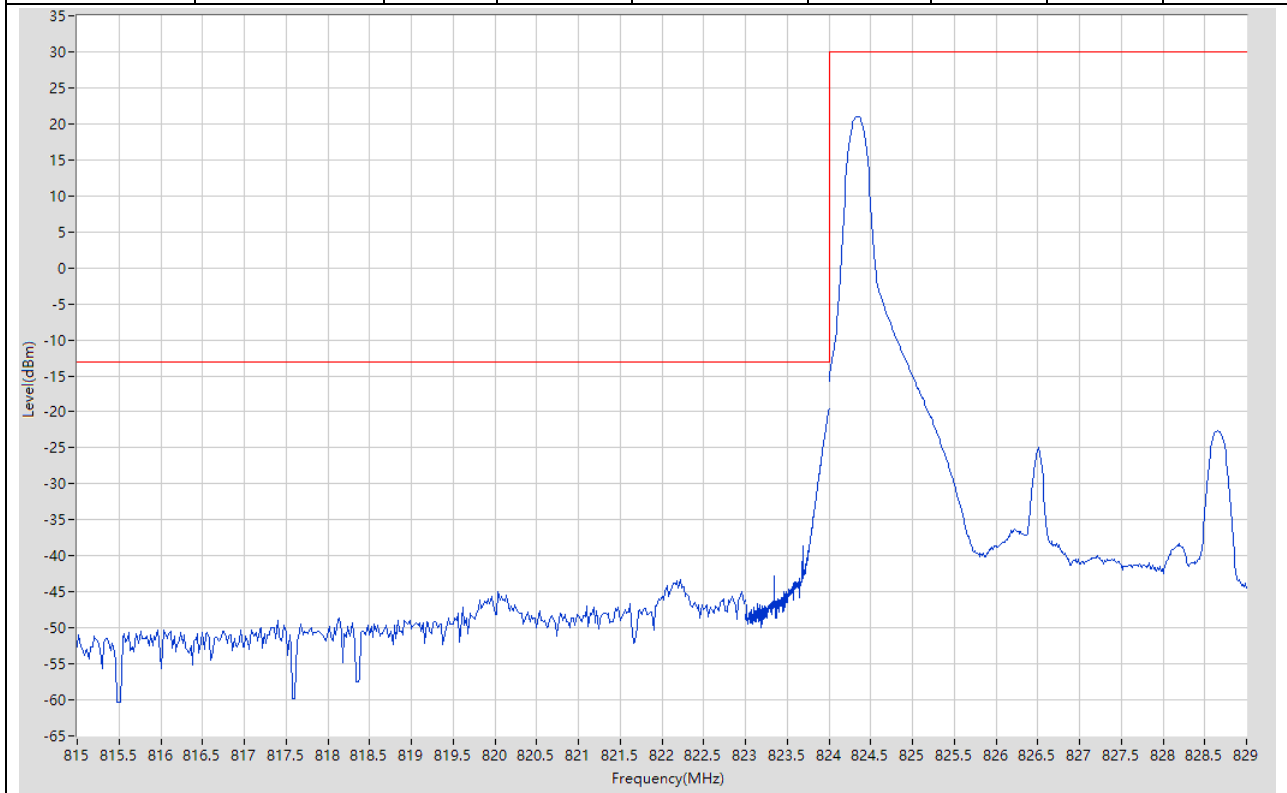
10.18. LTE Band Edge_Part22-24-27(NTNV)(Subtest:18, Channel:20425, Bandwidth:5, Modulation:QPSK, RB Number: 25, RB Position:LOW)

Start Frequency (MHz)	Stop Frequency (MHz)	RBW (MHz)	Detector	Frequency (MHz)	Power (dBm)	Limit (dBm)	Verdict	Sweep Point
815	823	0.1	RMS	823	-38.94	-13	Pass	401
823	824	0.051	RMS	824	-31.84	-13	Pass	401
824	829	0.1	RMS	825.675	7.63	30	Pass	401



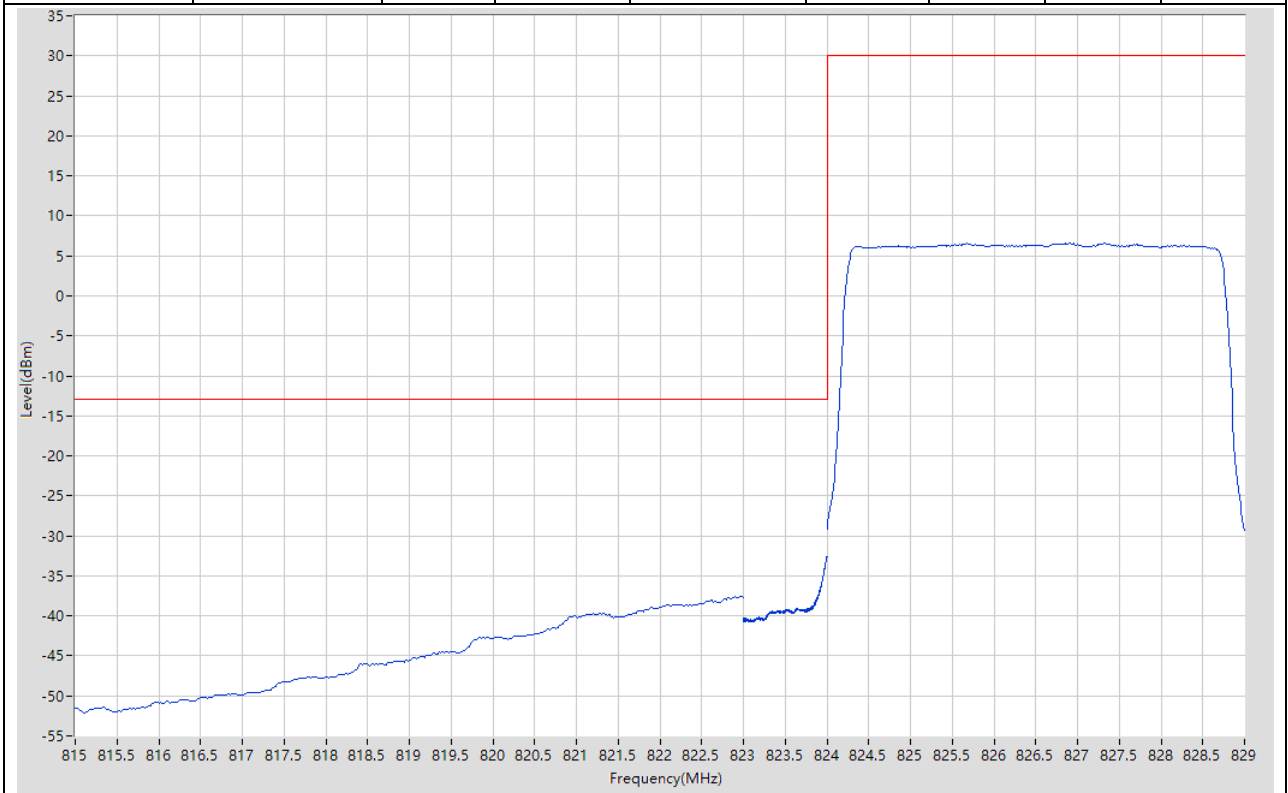
10.19. LTE Band Edge_Part22-24-27(NTNV)(Subtest:19, Channel:20425, Bandwidth:5, Modulation:Q16, RB Number: 1, RB Position:LOW)

Start Frequency (MHz)	Stop Frequency (MHz)	RBW (MHz)	Detector	Frequency (MHz)	Power (dBm)	Limit (dBm)	Verdict	Sweep Point
815	823	0.1	RMS	822.22	-43.3	-13	Pass	401
823	824	0.051	RMS	824	-19.61	-13	Pass	401
824	829	0.1	RMS	824.35	21	30	Pass	401



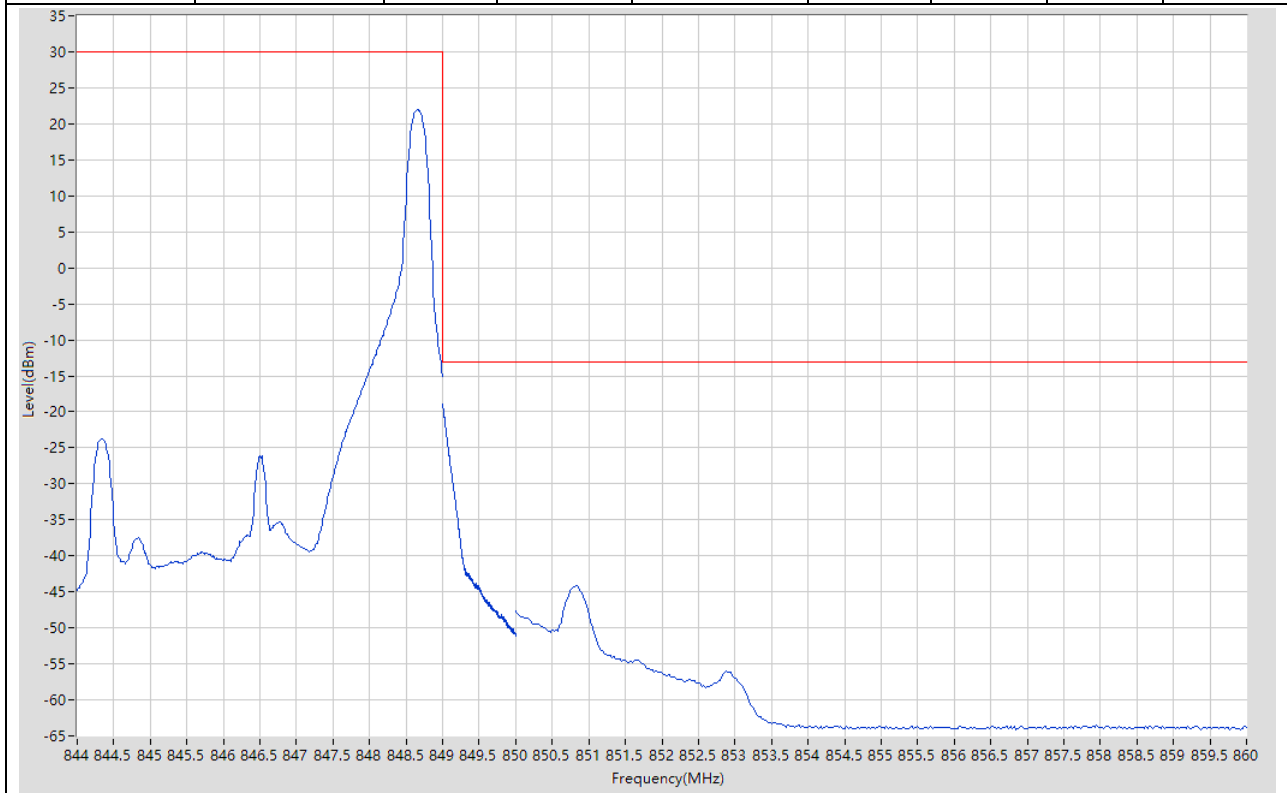
10.20. LTE Band Edge_Part22-24-27(NTNV)(Subtest:20, Channel:20425, Bandwidth:5, Modulation:Q16, RB Number: 25, RB Position:LOW)

Start Frequency (MHz)	Stop Frequency (MHz)	RBW (MHz)	Detector	Frequency (MHz)	Power (dBm)	Limit (dBm)	Verdict	Sweep Point
815	823	0.1	RMS	822.98	-37.54	-13	Pass	401
823	824	0.051	RMS	824	-32.58	-13	Pass	401
824	829	0.1	RMS	825.675	6.57	30	Pass	401



10.21. LTE Band Edge_Part22-24-27(NTNV)(Subtest:21, Channel:20625, Bandwidth:5, Modulation:QPSK, RB Number: 1, RB Position:HIGH)

Start Frequency (MHz)	Stop Frequency (MHz)	RBW (MHz)	Detector	Frequency (MHz)	Power (dBm)	Limit (dBm)	Verdict	Sweep Point
844	849	0.1	RMS	848.663	21.97	30	Pass	401
849	850	0.051	RMS	849	-18.93	-13	Pass	401
850	860	0.1	RMS	850.825	-44.13	-13	Pass	401



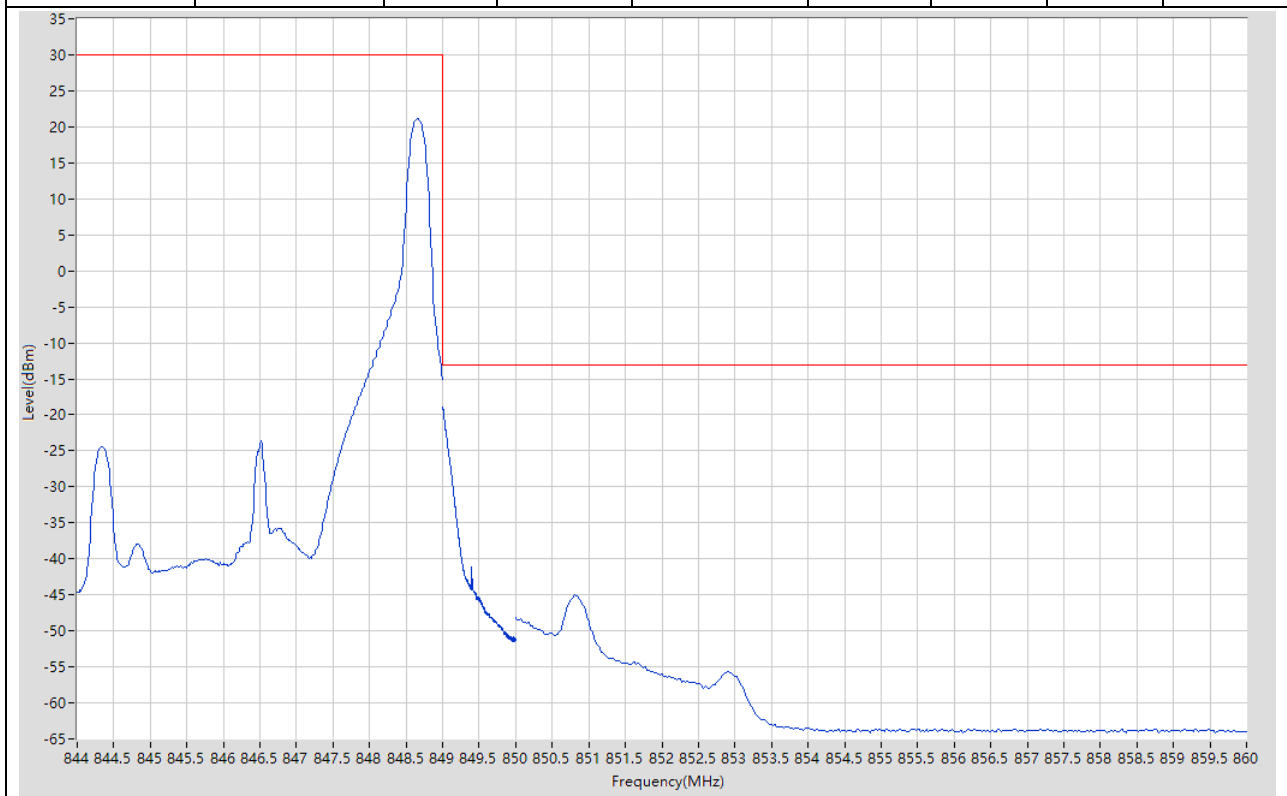
10.22. LTE Band Edge_Part22-24-27(NTNV)(Subtest:22, Channel:20625, Bandwidth:5, Modulation:QPSK, RB Number: 25, RB Position:HIGH)

Start Frequency (MHz)	Stop Frequency (MHz)	RBW (MHz)	Detector	Frequency (MHz)	Power (dBm)	Limit (dBm)	Verdict	Sweep Point
844	849	0.1	RMS	845.863	7.75	30	Pass	401
849	850	0.051	RMS	849	-32.65	-13	Pass	401
850	860	0.1	RMS	850	-38.38	-13	Pass	401



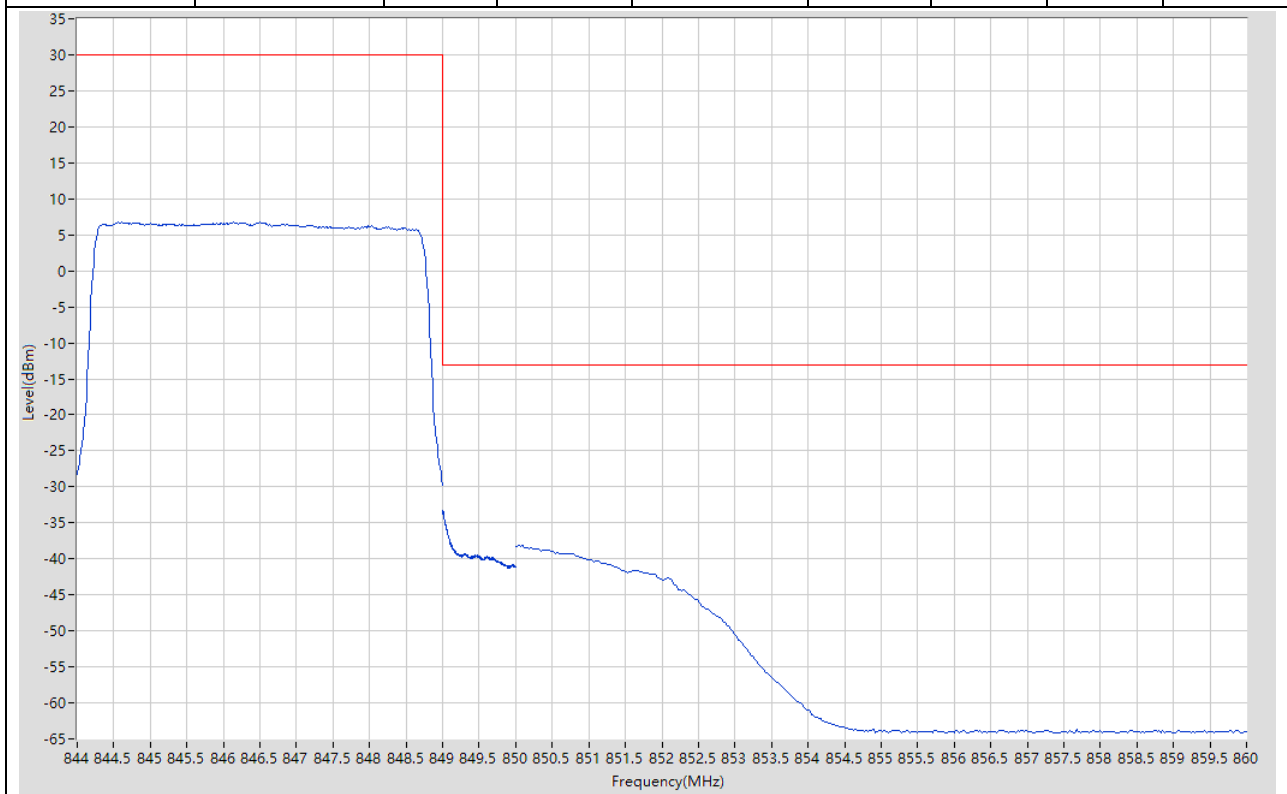
10.23. LTE Band Edge_Part22-24-27(NTNV)(Subtest:23, Channel:20625, Bandwidth:5, Modulation:Q16, RB Number: 1, RB Position:HIGH)

Start Frequency (MHz)	Stop Frequency (MHz)	RBW (MHz)	Detector	Frequency (MHz)	Power (dBm)	Limit (dBm)	Verdict	Sweep Point
844	849	0.1	RMS	848.65	21.07	30	Pass	401
849	850	0.051	RMS	849	-18.96	-13	Pass	401
850	860	0.1	RMS	850.8	-45.01	-13	Pass	401



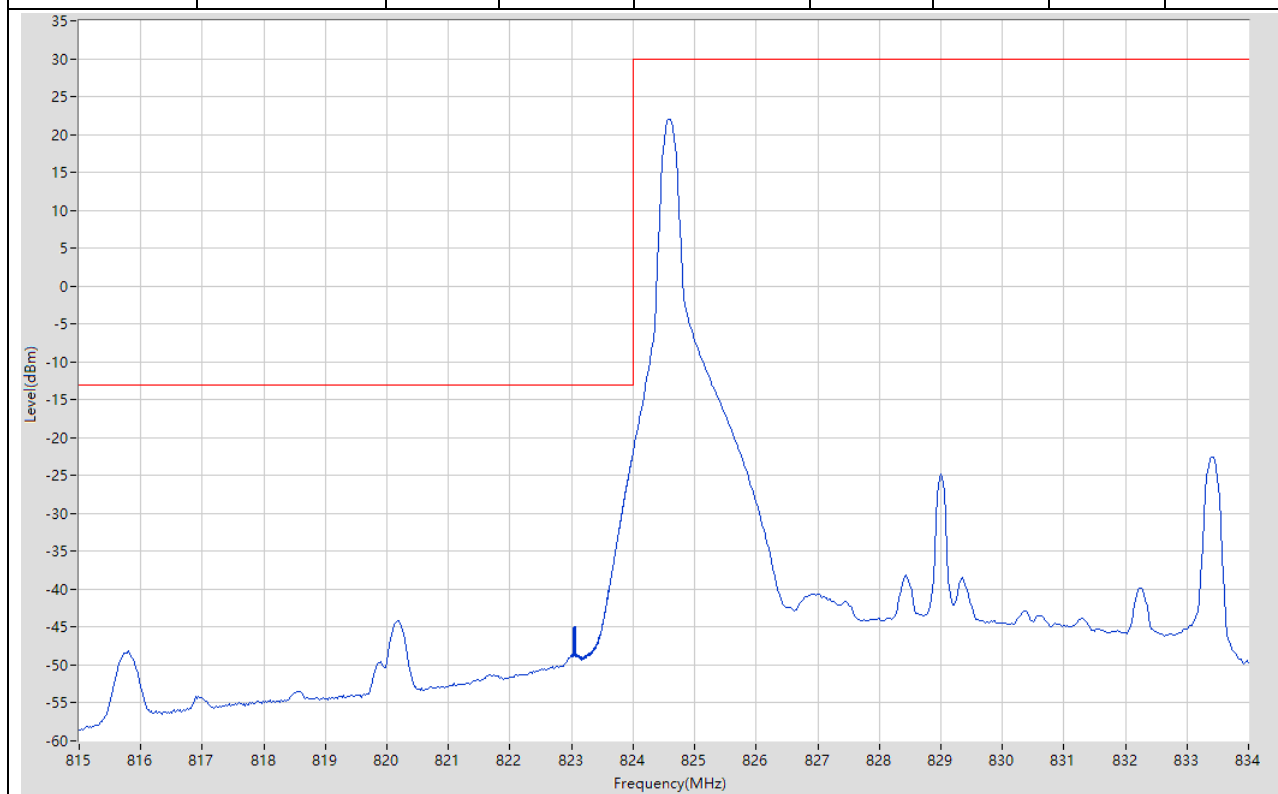
10.24. LTE Band Edge_Part22-24-27(NTNV)(Subtest:24, Channel:20625, Bandwidth:5, Modulation:Q16, RB Number: 25, RB Position:HIGH)

Start Frequency (MHz)	Stop Frequency (MHz)	RBW (MHz)	Detector	Frequency (MHz)	Power (dBm)	Limit (dBm)	Verdict	Sweep Point
844	849	0.1	RMS	844.613	6.76	30	Pass	401
849	850	0.051	RMS	849.003	-33.2	-13	Pass	401
850	860	0.1	RMS	850.1	-38.16	-13	Pass	401



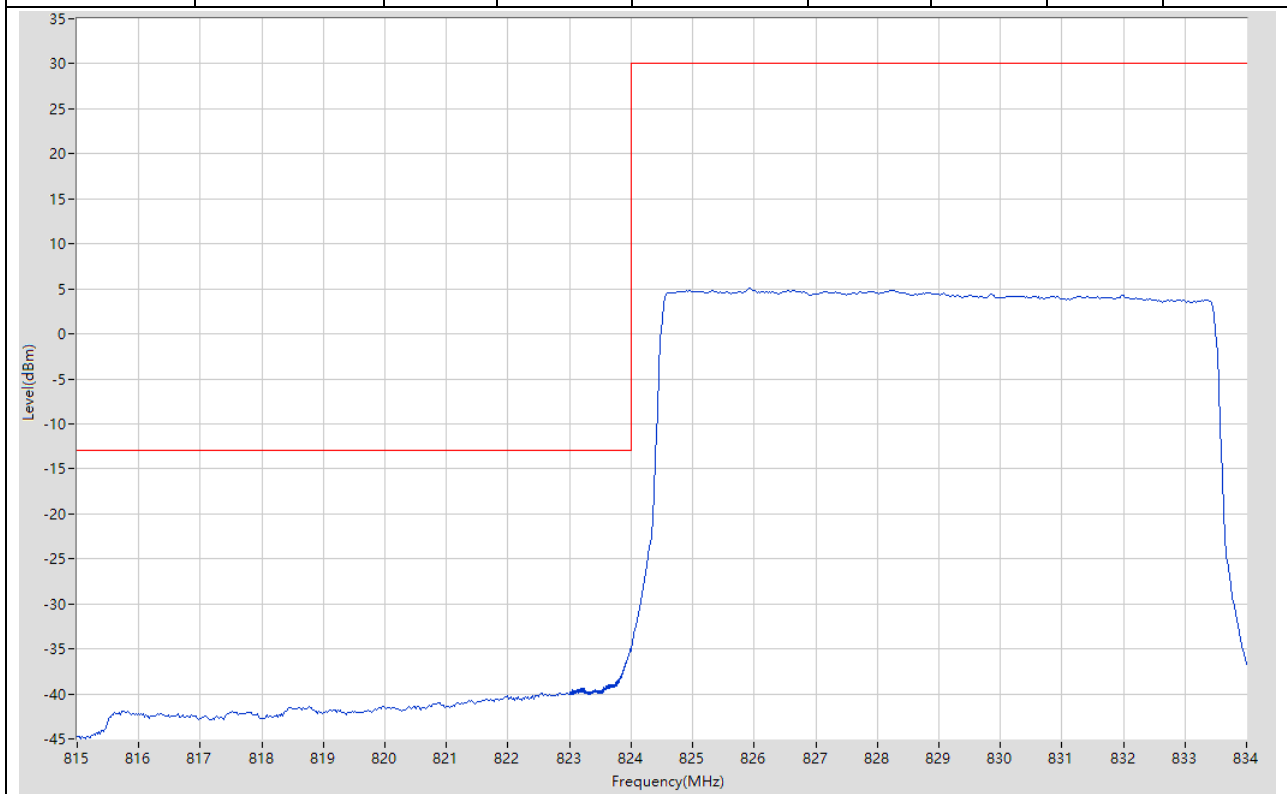
10.25. LTE Band Edge_Part22-24-27(NTNV)(Subtest:25, Channel:20450, Bandwidth:10, Modulation:QPSK, RB Number: 1, RB Position:LOW)

Start Frequency (MHz)	Stop Frequency (MHz)	RBW (MHz)	Detector	Frequency (MHz)	Power (dBm)	Limit (dBm)	Verdict	Sweep Point
815	823	0.1	RMS	820.18	-44.11	-13	Pass	401
823	824	0.1	RMS	824	-21.97	-13	Pass	401
824	834	0.1	RMS	824.6	21.99	30	Pass	401



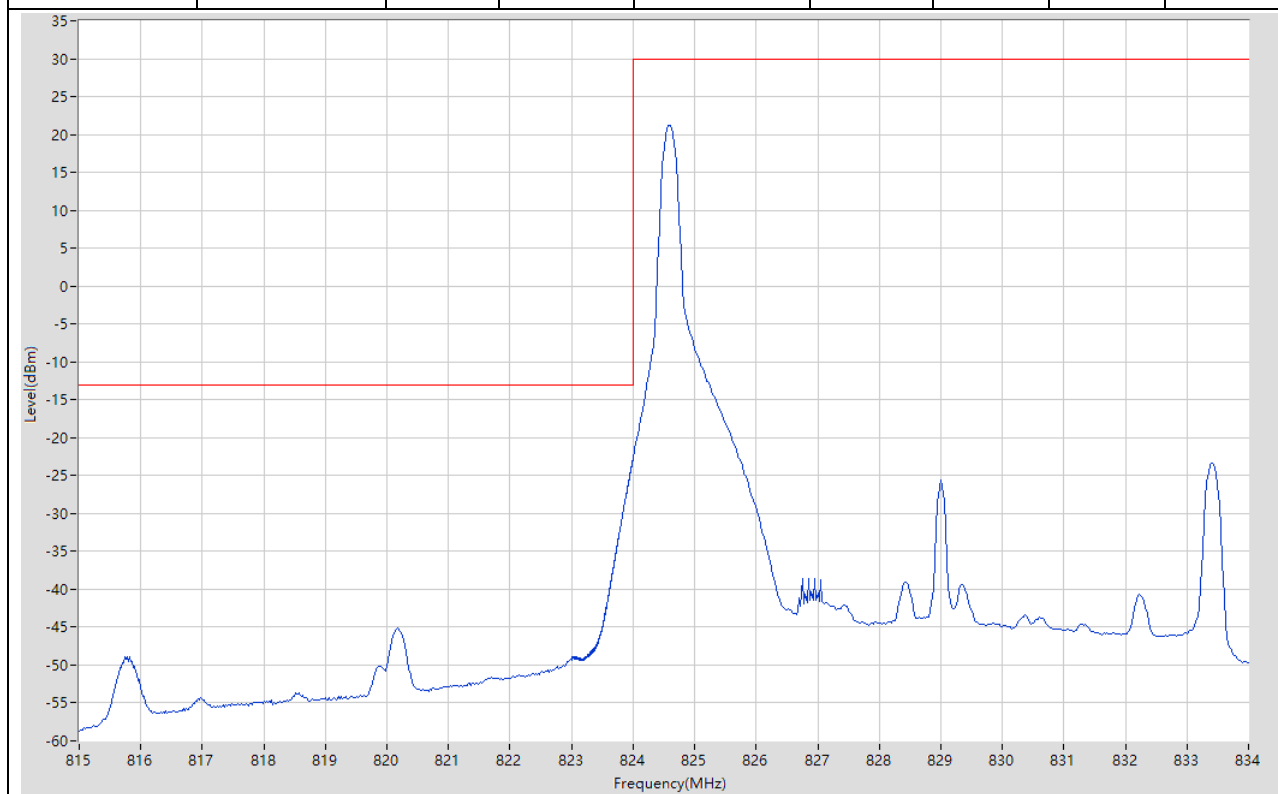
10.26. LTE Band Edge_Part22-24-27(NTNV)(Subtest:26, Channel:20450, Bandwidth:10, Modulation:QPSK, RB Number: 50, RB Position:LOW)

Start Frequency (MHz)	Stop Frequency (MHz)	RBW (MHz)	Detector	Frequency (MHz)	Power (dBm)	Limit (dBm)	Verdict	Sweep Point
815	823	0.1	RMS	822.96	-39.9	-13	Pass	401
823	824	0.1	RMS	823.995	-34.81	-13	Pass	401
824	834	0.1	RMS	825.925	5.03	30	Pass	401



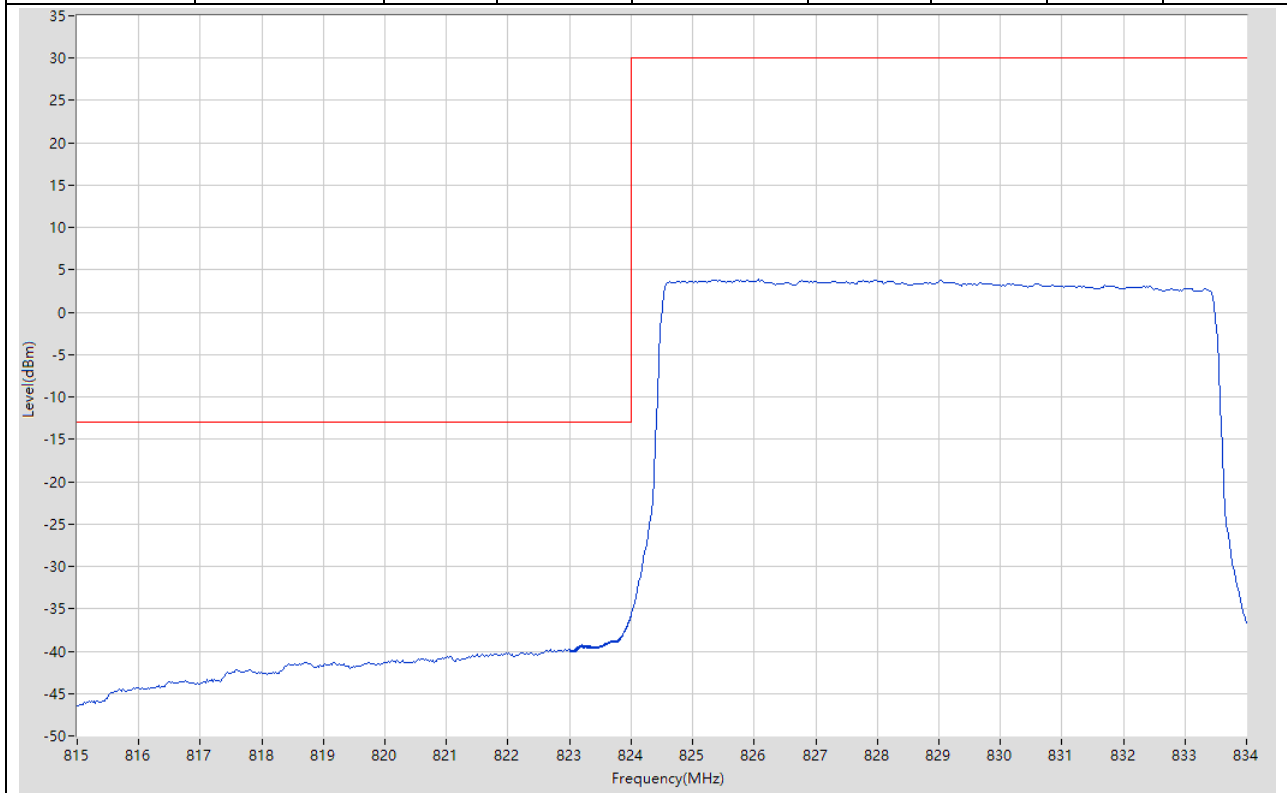
10.27. LTE Band Edge_Part22-24-27(NTNV)(Subtest:27, Channel:20450, Bandwidth:10, Modulation:Q16, RB Number: 1, RB Position:LOW)

Start Frequency (MHz)	Stop Frequency (MHz)	RBW (MHz)	Detector	Frequency (MHz)	Power (dBm)	Limit (dBm)	Verdict	Sweep Point
815	823	0.1	RMS	820.18	-45.12	-13	Pass	401
823	824	0.1	RMS	824	-22.68	-13	Pass	401
824	834	0.1	RMS	824.6	21.16	30	Pass	401



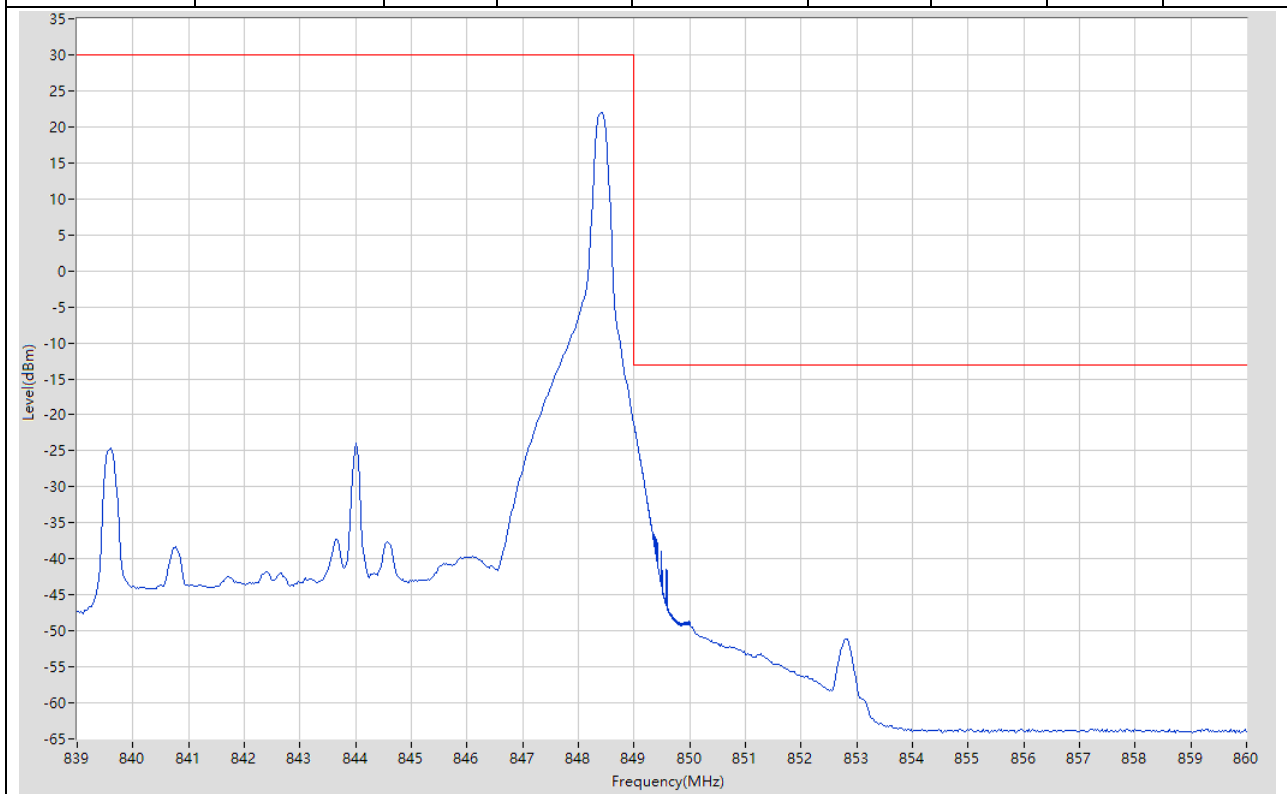
10.28. LTE Band Edge_Part22-24-27(NTNV)(Subtest:28, Channel:20450, Bandwidth:10, Modulation:Q16, RB Number: 50, RB Position:LOW)

Start Frequency (MHz)	Stop Frequency (MHz)	RBW (MHz)	Detector	Frequency (MHz)	Power (dBm)	Limit (dBm)	Verdict	Sweep Point
815	823	0.1	RMS	822.92	-39.8	-13	Pass	401
823	824	0.1	RMS	823.998	-35.77	-13	Pass	401
824	834	0.1	RMS	826.075	3.85	30	Pass	401



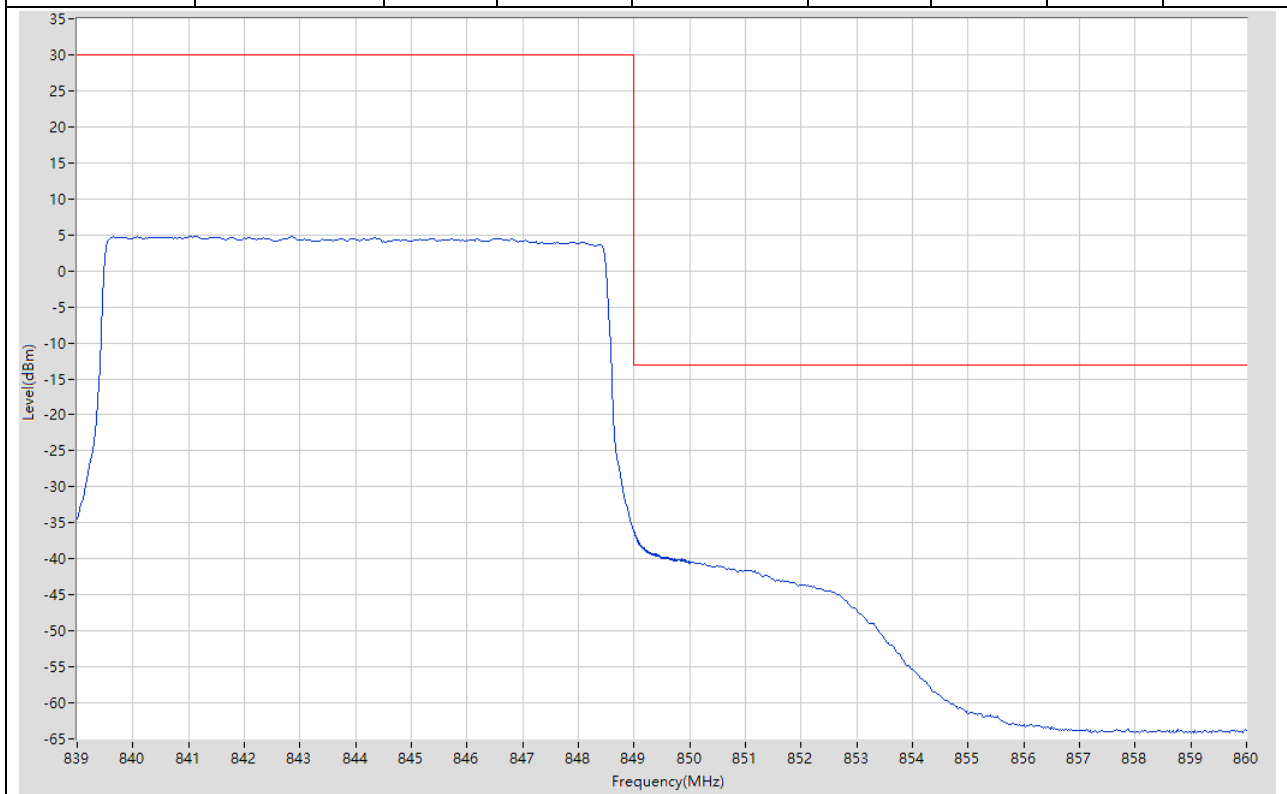
10.29. LTE Band Edge_Part22-24-27(NTNV)(Subtest:29, Channel:20600, Bandwidth:10, Modulation:QPSK, RB Number: 1, RB Position:HIGH)

Start Frequency (MHz)	Stop Frequency (MHz)	RBW (MHz)	Detector	Frequency (MHz)	Power (dBm)	Limit (dBm)	Verdict	Sweep Point
839	849	0.1	RMS	848.4	22.03	30	Pass	401
849	850	0.1	RMS	849	-21.48	-13	Pass	401
850	860	0.1	RMS	850	-49.06	-13	Pass	401



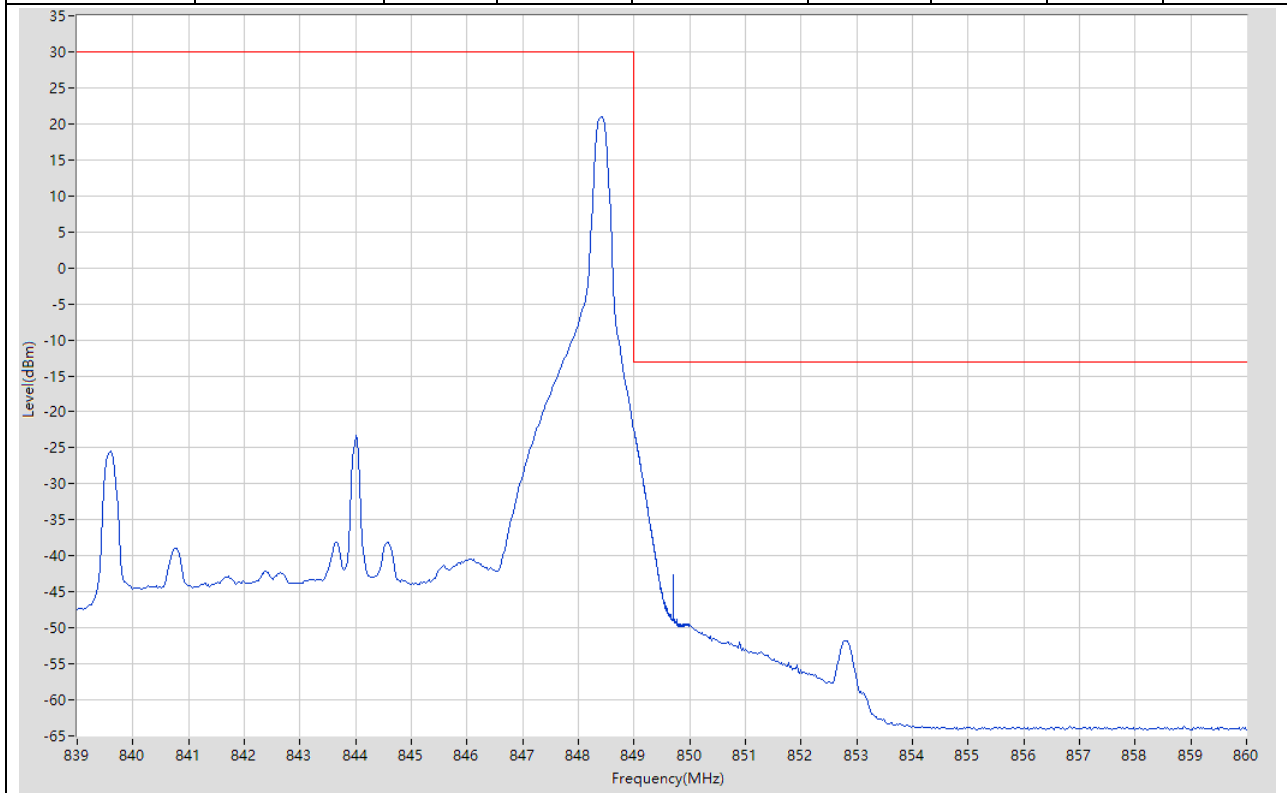
10.30. LTE Band Edge_Part22-24-27(NTNV)(Subtest:30, Channel:20600, Bandwidth:10, Modulation:QPSK, RB Number: 50, RB Position:HIGH)

Start Frequency (MHz)	Stop Frequency (MHz)	RBW (MHz)	Detector	Frequency (MHz)	Power (dBm)	Limit (dBm)	Verdict	Sweep Point
839	849	0.1	RMS	841.125	4.78	30	Pass	401
849	850	0.1	RMS	849	-36.12	-13	Pass	401
850	860	0.1	RMS	850	-40.38	-13	Pass	401



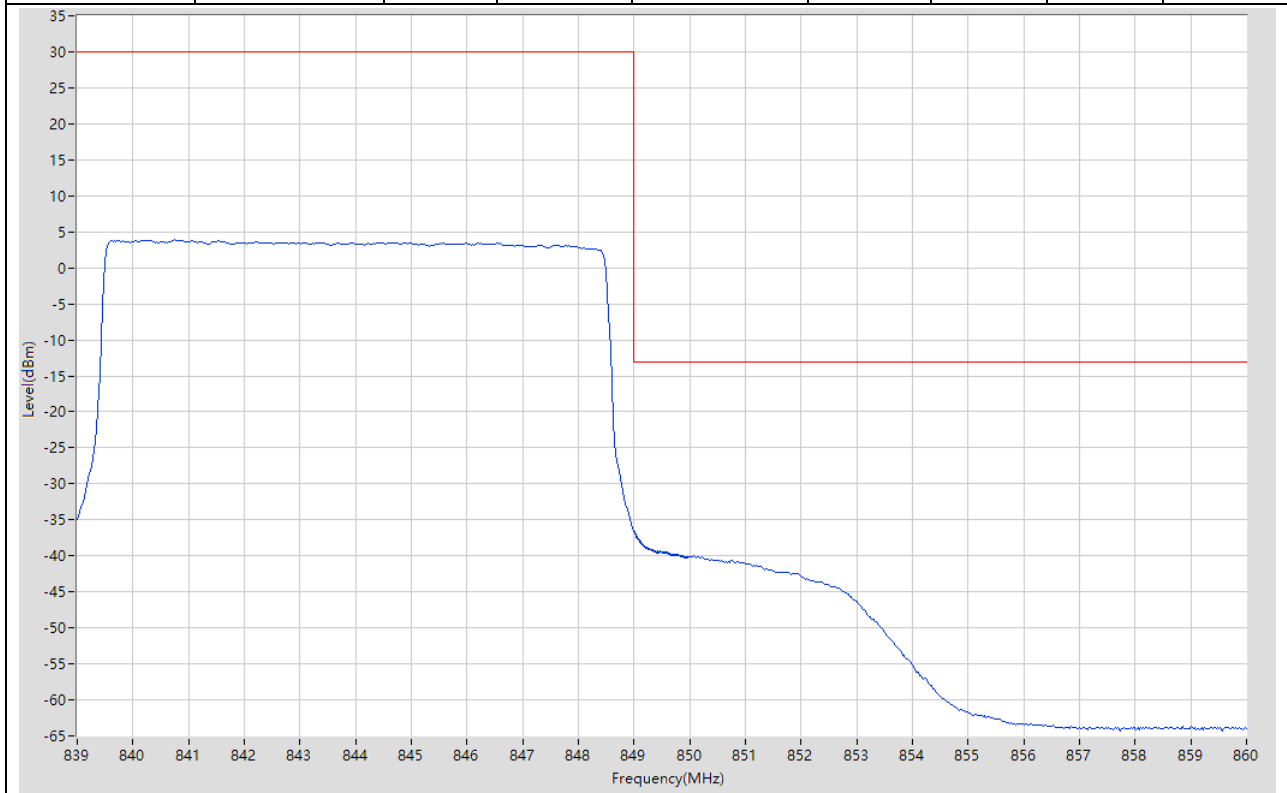
10.31. LTE Band Edge_Part22-24-27(NTNV)(Subtest:31, Channel:20600, Bandwidth:10, Modulation:Q16, RB Number: 1, RB Position:HIGH)

Start Frequency (MHz)	Stop Frequency (MHz)	RBW (MHz)	Detector	Frequency (MHz)	Power (dBm)	Limit (dBm)	Verdict	Sweep Point
839	849	0.1	RMS	848.4	21	30	Pass	401
849	850	0.1	RMS	849	-22.44	-13	Pass	401
850	860	0.1	RMS	850	-49.7	-13	Pass	401



10.32. LTE Band Edge_Part22-24-27(NTNV)(Subtest:32, Channel:20600, Bandwidth:10, Modulation:Q16, RB Number: 50, RB Position:HIGH)

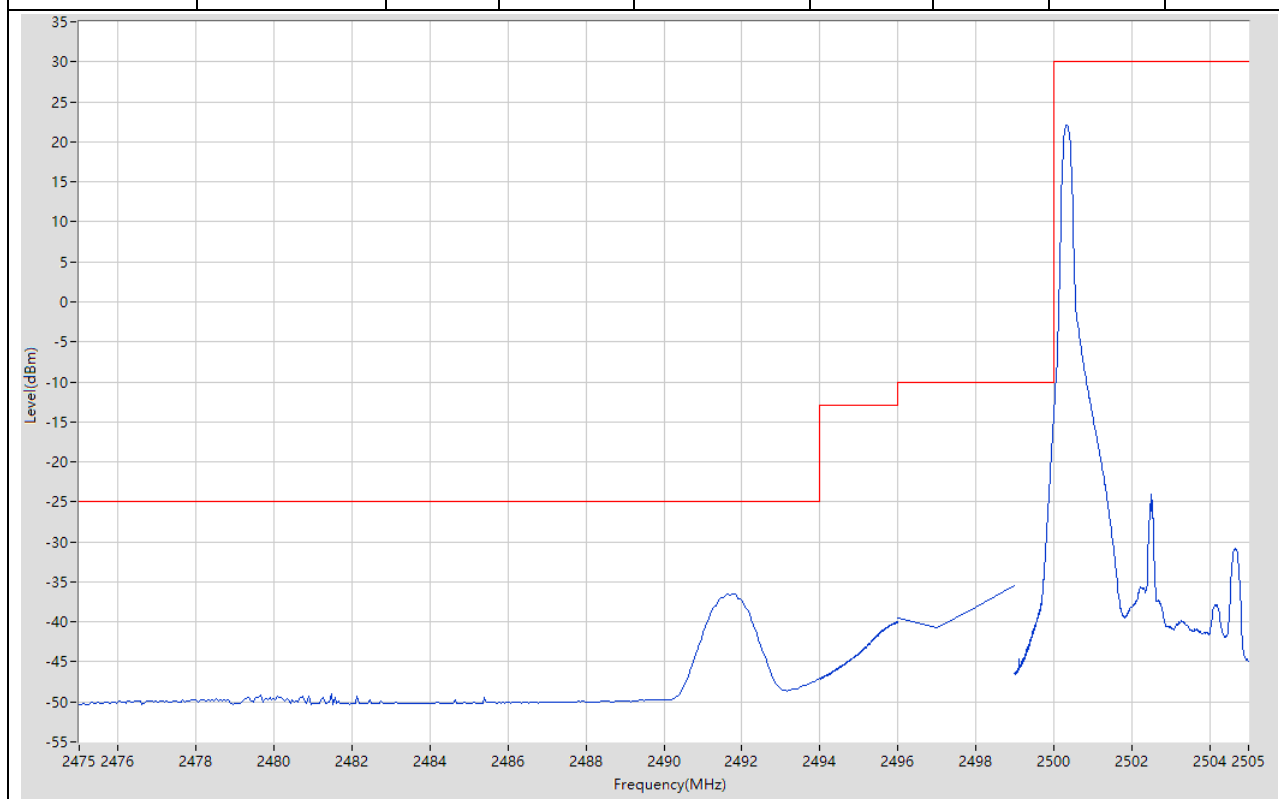
Start Frequency (MHz)	Stop Frequency (MHz)	RBW (MHz)	Detector	Frequency (MHz)	Power (dBm)	Limit (dBm)	Verdict	Sweep Point
839	849	0.1	RMS	840.75	3.86	30	Pass	401
849	850	0.1	RMS	849	-36.51	-13	Pass	401
850	860	0.1	RMS	850.075	-40	-13	Pass	401



11. LTE_Band7

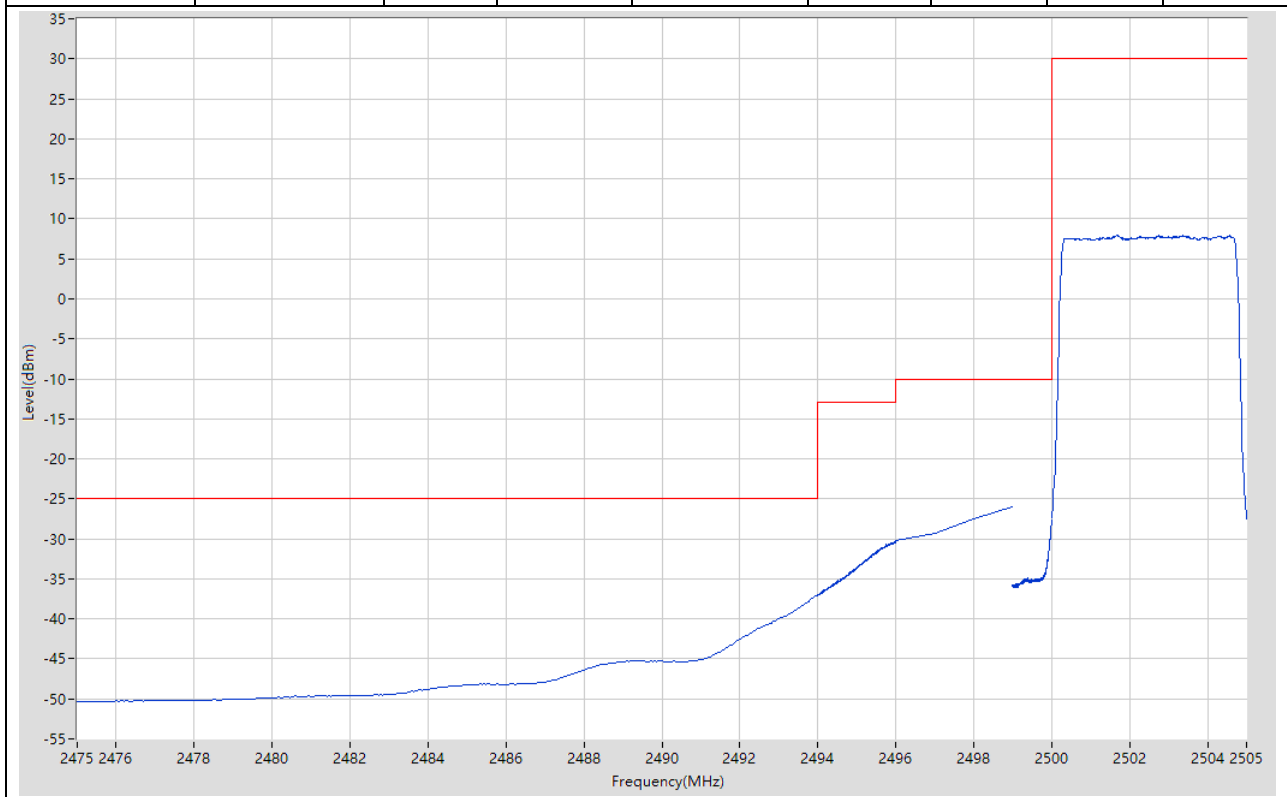
11.1. LTE Band Edge_Part22-24-27(NTNV)(Subtest:1, Channel:20775, Bandwidth:5, Modulation:QPSK, RB Number: 1, RB Position:LOW)

Start Frequency (MHz)	Stop Frequency (MHz)	RBW (MHz)	Detector	Frequency (MHz)	Power (dBm)	Limit (dBm)	Verdict	Sweep Point
2475	2494	1	RMS	2491.625	-36.44	-25	Pass	401
2494	2496	1	RMS	2496	-39.94	-13	Pass	401
2496	2499	1	RMS	2499	-35.49	-10	Pass	4
2499	2500	0.1	RMS	2500	-14.33	-10	Pass	401
2500	2505	0.1	RMS	2500.338	22.13	30	Pass	401



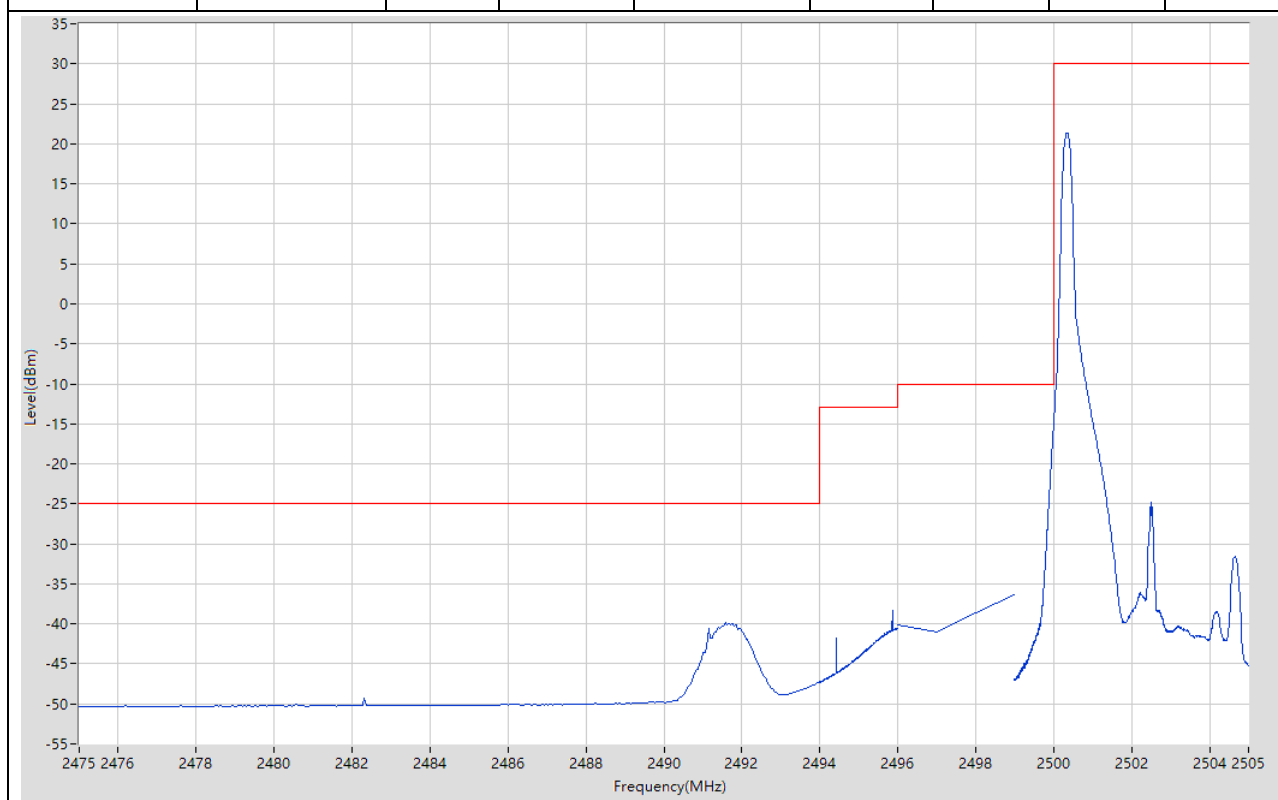
11.2. LTE Band Edge_Part22-24-27(NTNV)(Subtest:2, Channel:20775, Bandwidth:5, Modulation:QPSK, RB Number: 25, RB Position:LOW)

Start Frequency (MHz)	Stop Frequency (MHz)	RBW (MHz)	Detector	Frequency (MHz)	Power (dBm)	Limit (dBm)	Verdict	Sweep Point
2475	2494	1	RMS	2494	-37	-25	Pass	401
2494	2496	1	RMS	2495.985	-30.25	-13	Pass	401
2496	2499	1	RMS	2499	-26.05	-10	Pass	4
2499	2500	0.1	RMS	2500	-27.68	-10	Pass	401
2500	2505	0.1	RMS	2502.75	7.92	30	Pass	401



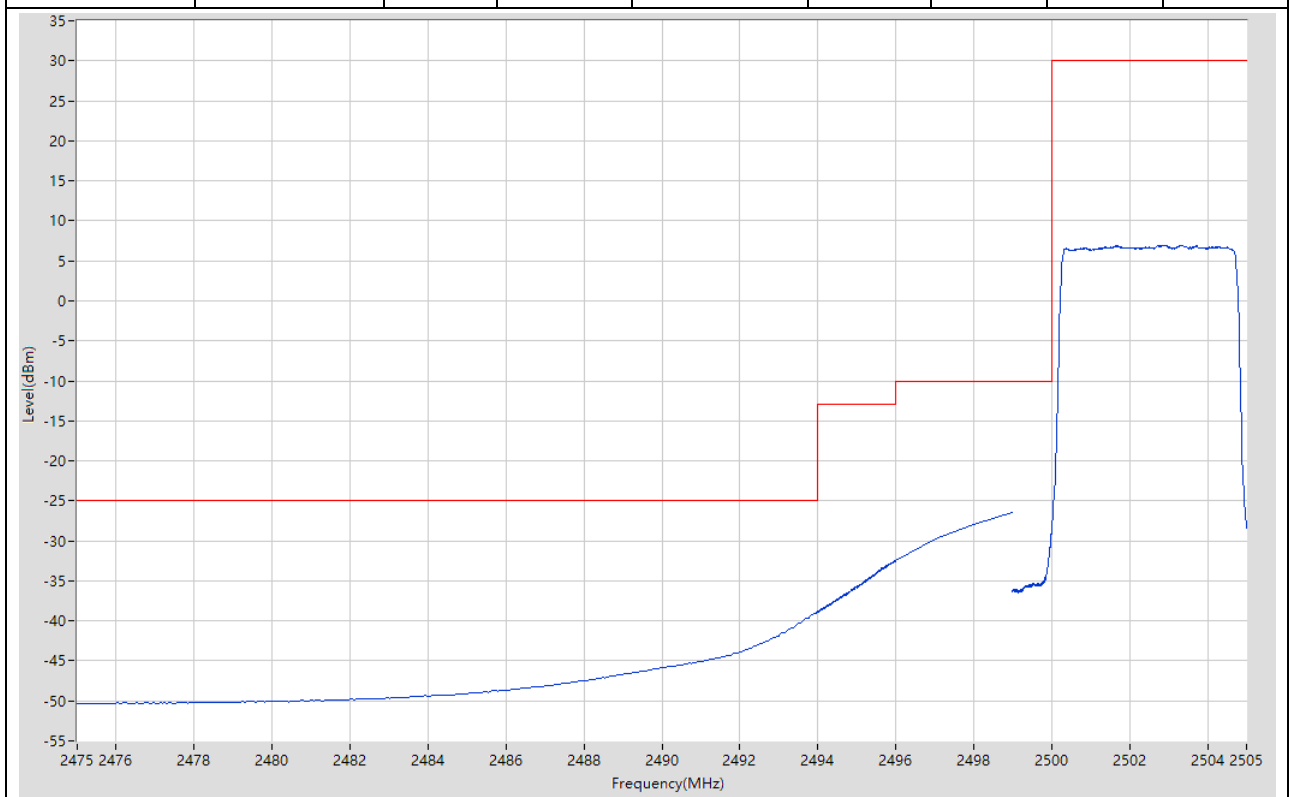
11.3. LTE Band Edge_Part22-24-27(NTNV)(Subtest:3, Channel:20775, Bandwidth:5, Modulation:Q16, RB Number: 1, RB Position:LOW)

Start Frequency (MHz)	Stop Frequency (MHz)	RBW (MHz)	Detector	Frequency (MHz)	Power (dBm)	Limit (dBm)	Verdict	Sweep Point
2475	2494	1	RMS	2491.578	-39.83	-25	Pass	401
2494	2496	1	RMS	2495.86	-38.37	-13	Pass	401
2496	2499	1	RMS	2499	-36.4	-10	Pass	4
2499	2500	0.1	RMS	2500	-14.99	-10	Pass	401
2500	2505	0.1	RMS	2500.338	21.38	30	Pass	401



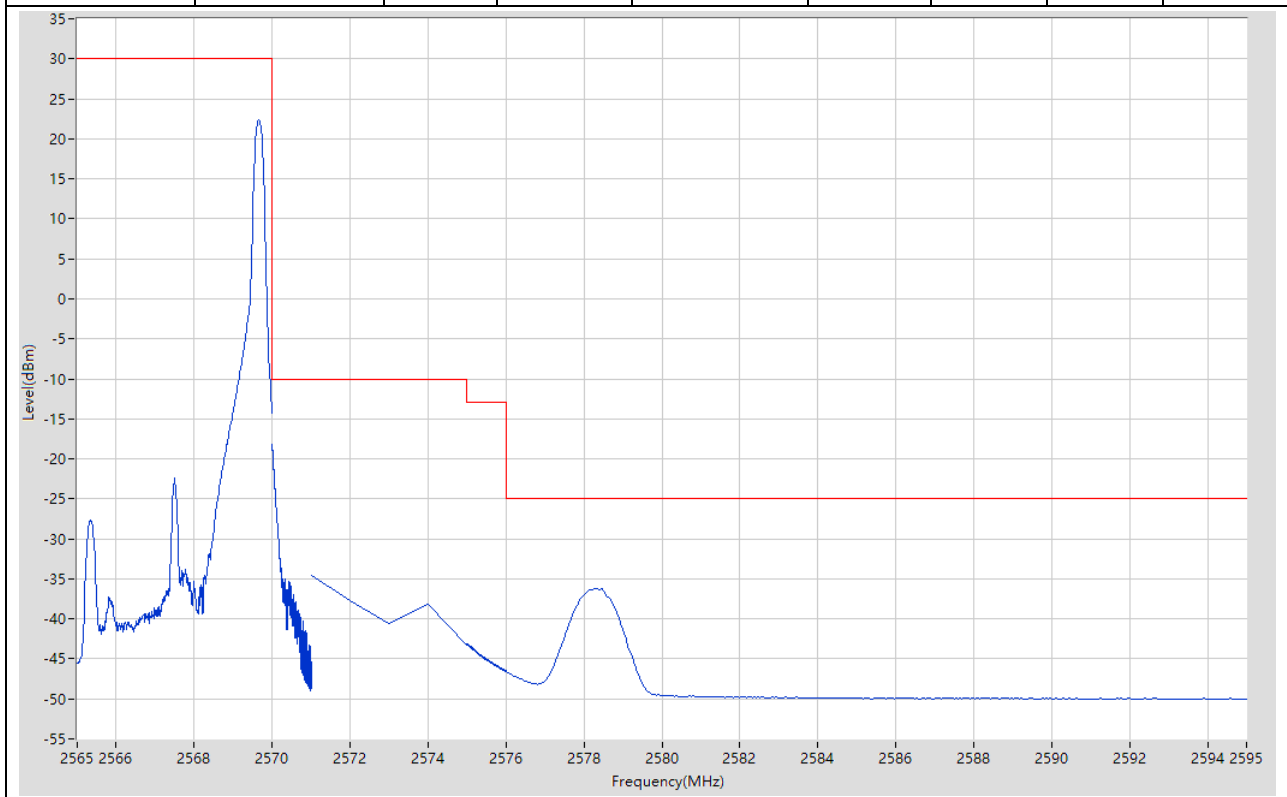
11.4. LTE Band Edge_Part22-24-27(NTNV)(Subtest:4, Channel:20775, Bandwidth:5, Modulation:Q16, RB Number: 25, RB Position:LOW)

Start Frequency (MHz)	Stop Frequency (MHz)	RBW (MHz)	Detector	Frequency (MHz)	Power (dBm)	Limit (dBm)	Verdict	Sweep Point
2475	2494	1	RMS	2494	-38.8	-25	Pass	401
2494	2496	1	RMS	2496	-32.42	-13	Pass	401
2496	2499	1	RMS	2499	-26.45	-10	Pass	4
2499	2500	0.1	RMS	2500	-28.55	-10	Pass	401
2500	2505	0.1	RMS	2502.925	6.97	30	Pass	401



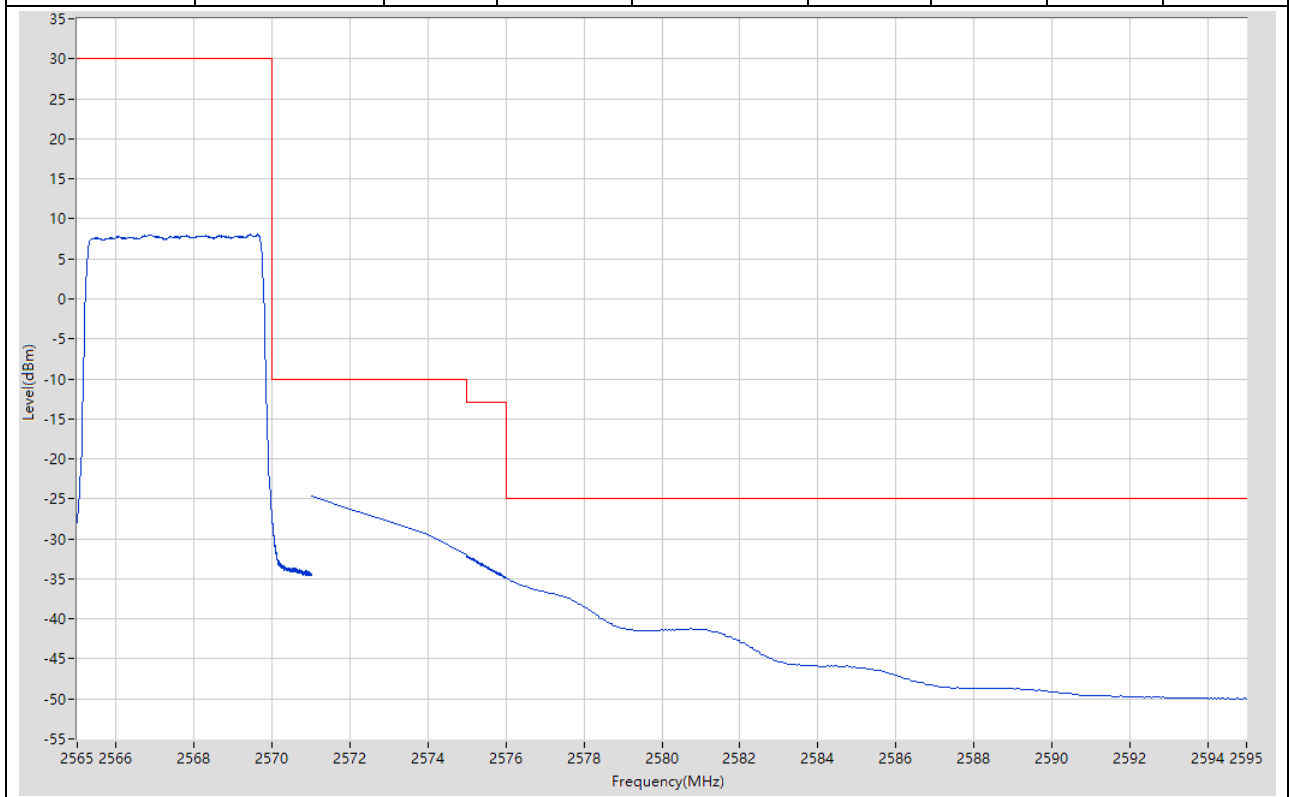
11.5. LTE Band Edge_Part22-24-27(NTNV)(Subtest:5, Channel:21425, Bandwidth:5, Modulation:QPSK, RB Number: 1, RB Position:HIGH)

Start Frequency (MHz)	Stop Frequency (MHz)	RBW (MHz)	Detector	Frequency (MHz)	Power (dBm)	Limit (dBm)	Verdict	Sweep Point
2565	2570	0.1	RMS	2569.663	22.38	30	Pass	401
2570	2571	0.051	RMS	2570	-18.12	-10	Pass	401
2571	2575	1	RMS	2571	-34.57	-10	Pass	5
2575	2576	1	RMS	2575	-43.11	-13	Pass	401
2576	2595	1	RMS	2578.28	-36.15	-25	Pass	401



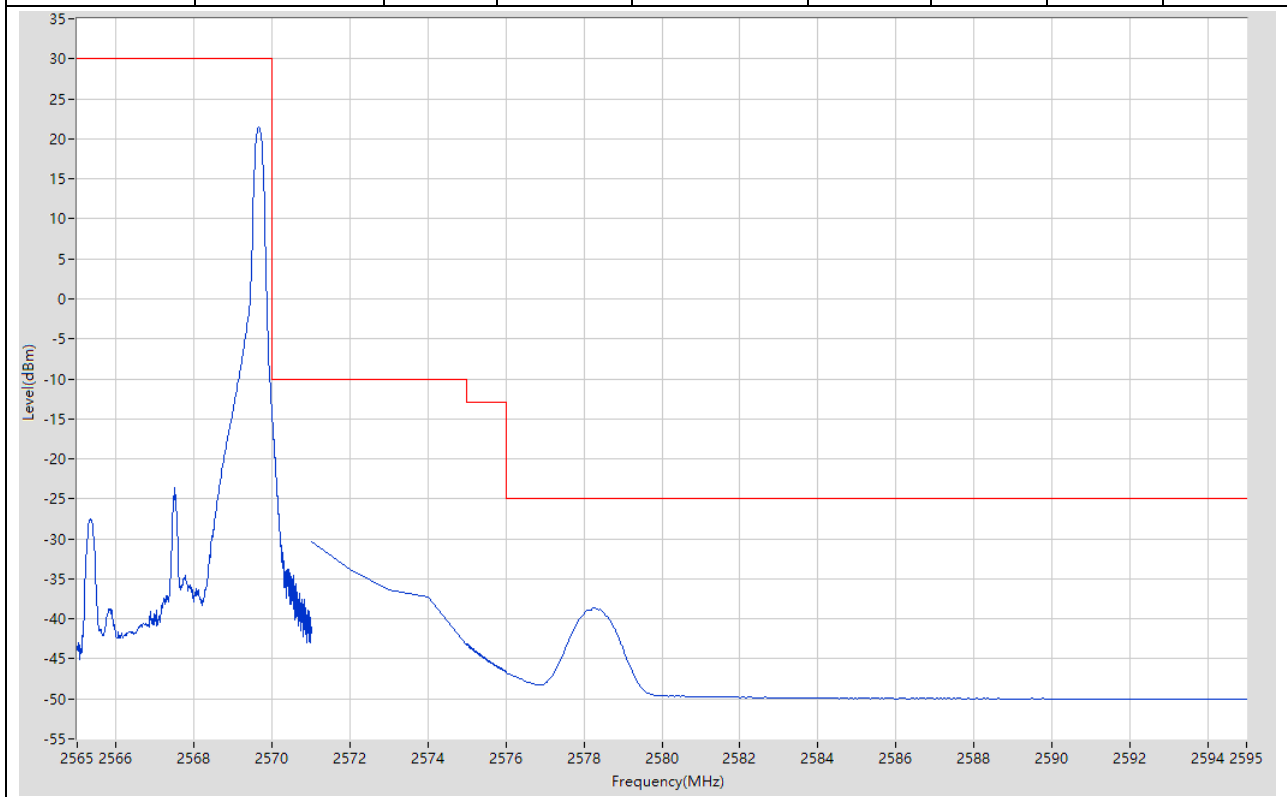
11.6. LTE Band Edge_Part22-24-27(NTNV)(Subtest:6, Channel:21425, Bandwidth:5, Modulation:QPSK, RB Number: 25, RB Position:HIGH)

Start Frequency (MHz)	Stop Frequency (MHz)	RBW (MHz)	Detector	Frequency (MHz)	Power (dBm)	Limit (dBm)	Verdict	Sweep Point
2565	2570	0.1	RMS	2569.425	8.07	30	Pass	401
2570	2571	0.1	RMS	2570.003	-27.54	-10	Pass	401
2571	2575	1	RMS	2571	-24.71	-10	Pass	5
2575	2576	1	RMS	2575	-32.13	-13	Pass	401
2576	2595	1	RMS	2576	-34.93	-25	Pass	401



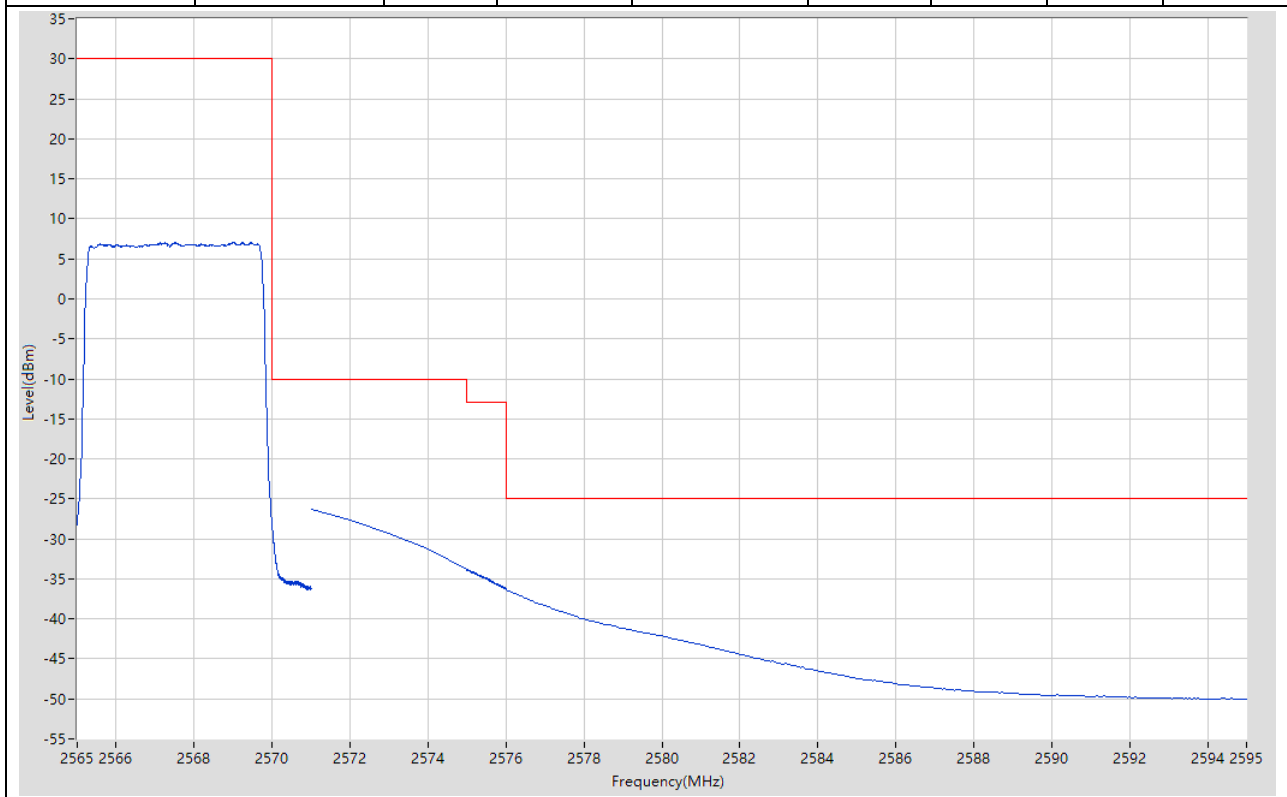
11.7. LTE Band Edge_Part22-24-27(NTNV)(Subtest:7, Channel:21425, Bandwidth:5, Modulation:Q16, RB Number: 1, RB Position:HIGH)

Start Frequency (MHz)	Stop Frequency (MHz)	RBW (MHz)	Detector	Frequency (MHz)	Power (dBm)	Limit (dBm)	Verdict	Sweep Point
2565	2570	0.1	RMS	2569.663	21.46	30	Pass	401
2570	2571	0.1	RMS	2570	-14.65	-10	Pass	401
2571	2575	1	RMS	2571	-30.41	-10	Pass	5
2575	2576	1	RMS	2575	-43.19	-13	Pass	401
2576	2595	1	RMS	2578.233	-38.62	-25	Pass	401



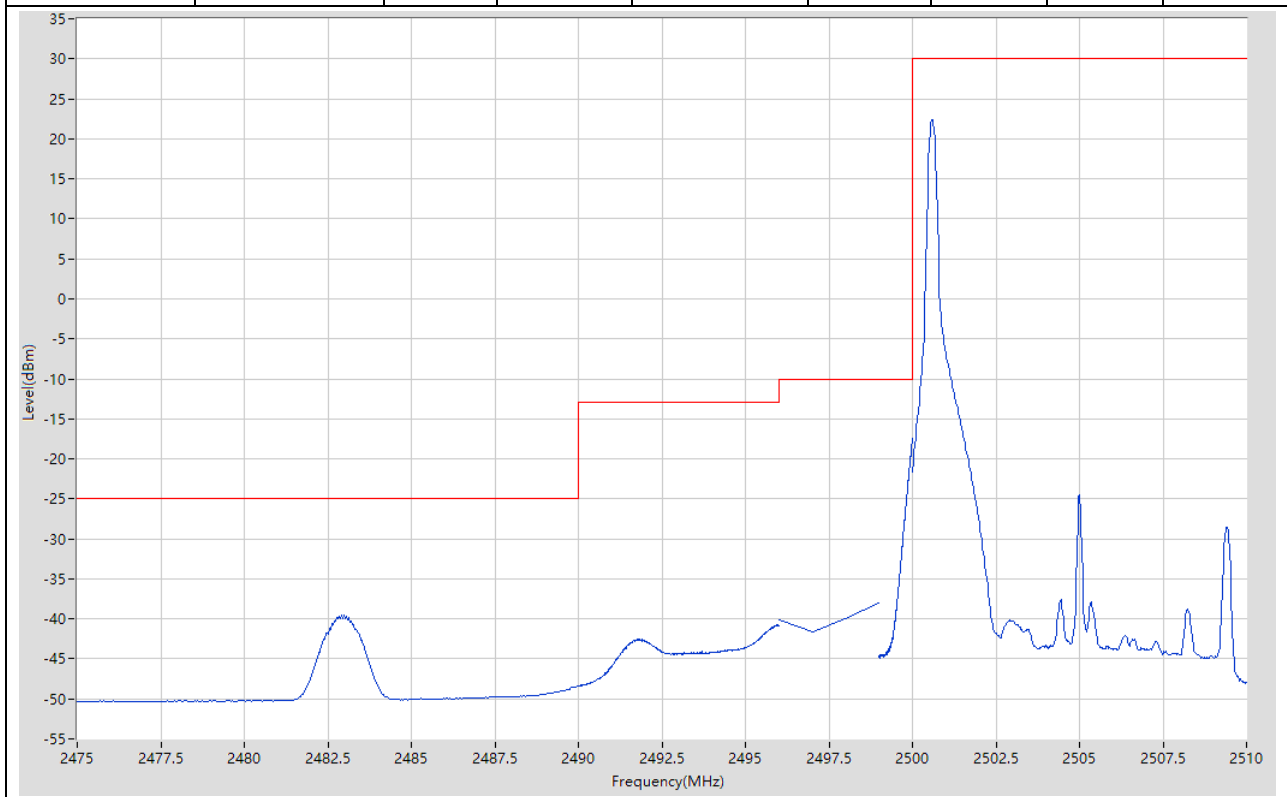
11.8. LTE Band Edge_Part22-24-27(NTNV)(Subtest:8, Channel:21425, Bandwidth:5, Modulation:Q16, RB Number: 25, RB Position:HIGH)

Start Frequency (MHz)	Stop Frequency (MHz)	RBW (MHz)	Detector	Frequency (MHz)	Power (dBm)	Limit (dBm)	Verdict	Sweep Point
2565	2570	0.1	RMS	2569.463	7.08	30	Pass	401
2570	2571	0.1	RMS	2570	-28.3	-10	Pass	401
2571	2575	1	RMS	2571	-26.3	-10	Pass	5
2575	2576	1	RMS	2575.005	-33.78	-13	Pass	401
2576	2595	1	RMS	2576	-36.28	-25	Pass	401



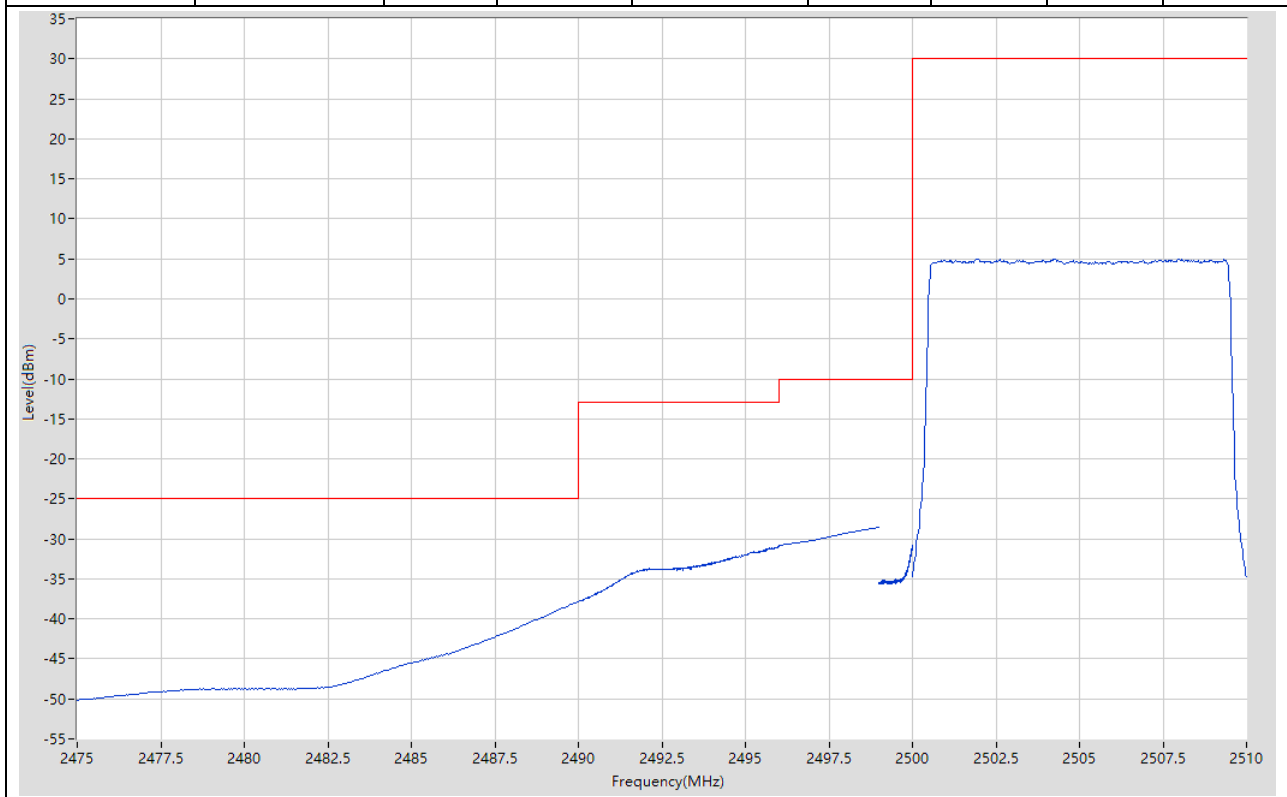
11.9. LTE Band Edge_Part22-24-27(NTNV)(Subtest:9, Channel:20800, Bandwidth:10, Modulation:QPSK, RB Number: 1, RB Position:LOW)

Start Frequency (MHz)	Stop Frequency (MHz)	RBW (MHz)	Detector	Frequency (MHz)	Power (dBm)	Limit (dBm)	Verdict	Sweep Point
2475	2490	1	RMS	2482.988	-39.55	-25	Pass	401
2490	2496	1	RMS	2495.985	-40.75	-13	Pass	401
2496	2499	1	RMS	2499	-37.96	-10	Pass	4
2499	2500	0.2	RMS	2500	-17.41	-10	Pass	401
2500	2510	0.1	RMS	2500.6	22.33	30	Pass	401



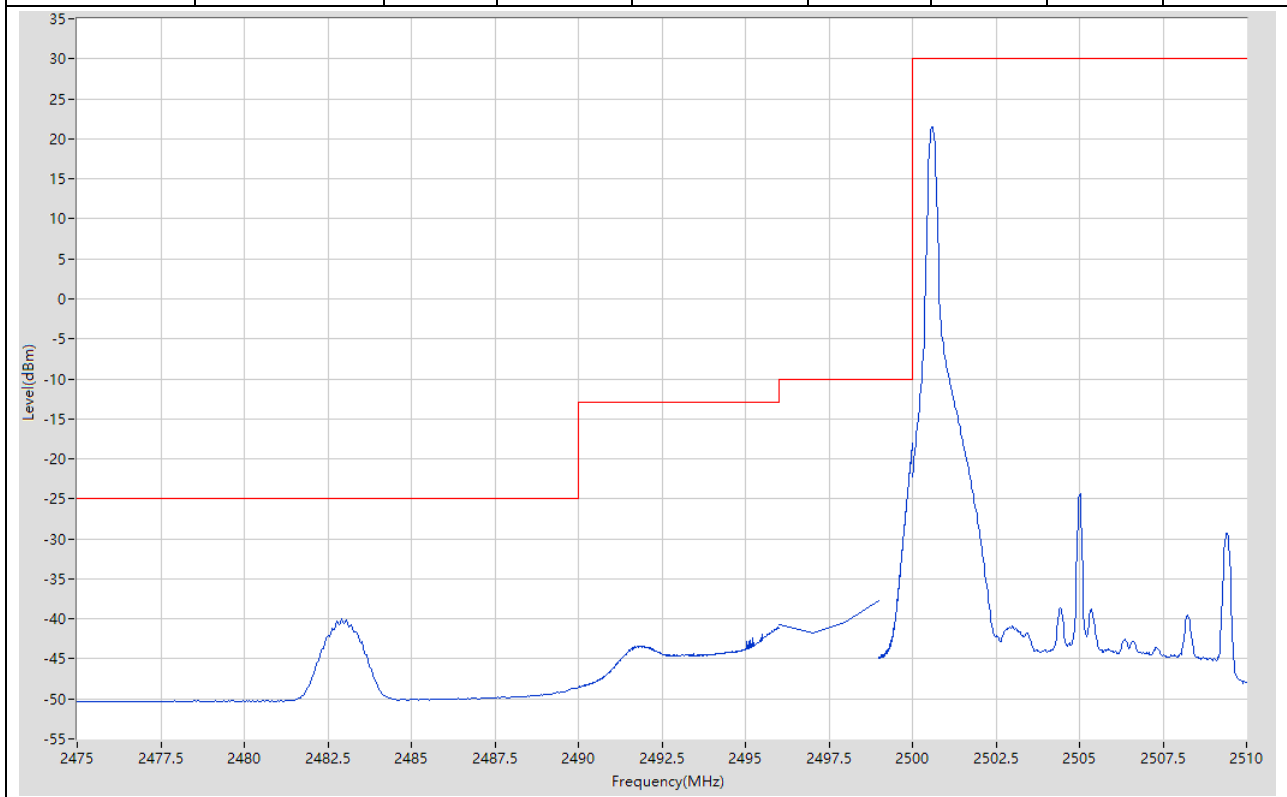
11.10. LTE Band Edge_Part22-24-27(NTNV)(Subtest:10, Channel:20800, Bandwidth:10, Modulation:QPSK, RB Number: 50, RB Position:LOW)

Start Frequency (MHz)	Stop Frequency (MHz)	RBW (MHz)	Detector	Frequency (MHz)	Power (dBm)	Limit (dBm)	Verdict	Sweep Point
2475	2490	1	RMS	2490	-37.87	-25	Pass	401
2490	2496	1	RMS	2495.97	-30.99	-13	Pass	401
2496	2499	1	RMS	2499	-28.6	-10	Pass	4
2499	2500	0.2	RMS	2499.995	-30.74	-10	Pass	401
2500	2510	0.1	RMS	2507.975	5.02	30	Pass	401



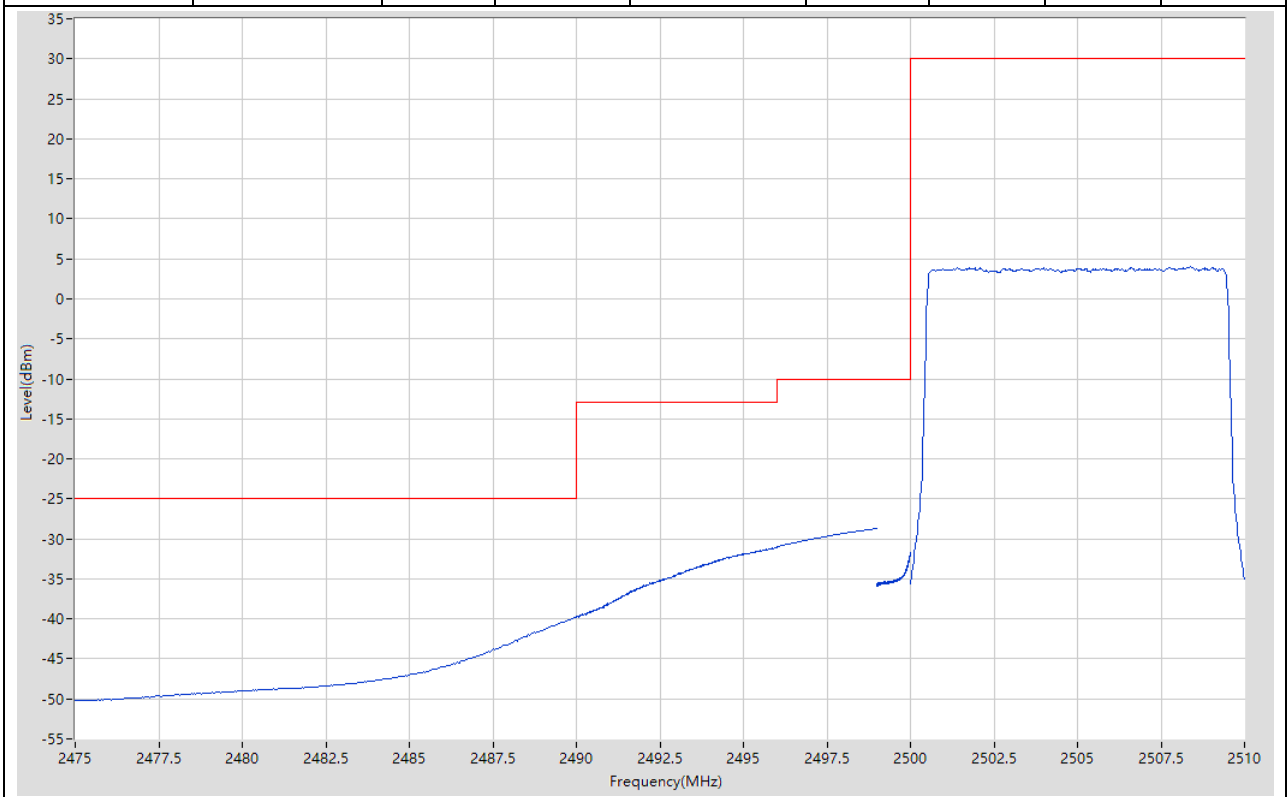
11.11. LTE Band Edge_Part22-24-27(NTNV)(Subtest:11, Channel:20800, Bandwidth:10, Modulation:Q16, RB Number: 1, RB Position:LOW)

Start Frequency (MHz)	Stop Frequency (MHz)	RBW (MHz)	Detector	Frequency (MHz)	Power (dBm)	Limit (dBm)	Verdict	Sweep Point
2475	2490	1	RMS	2482.913	-39.98	-25	Pass	401
2490	2496	1	RMS	2495.985	-41.06	-13	Pass	401
2496	2499	1	RMS	2499	-37.77	-10	Pass	4
2499	2500	0.2	RMS	2500	-18.06	-10	Pass	401
2500	2510	0.1	RMS	2500.6	21.48	30	Pass	401



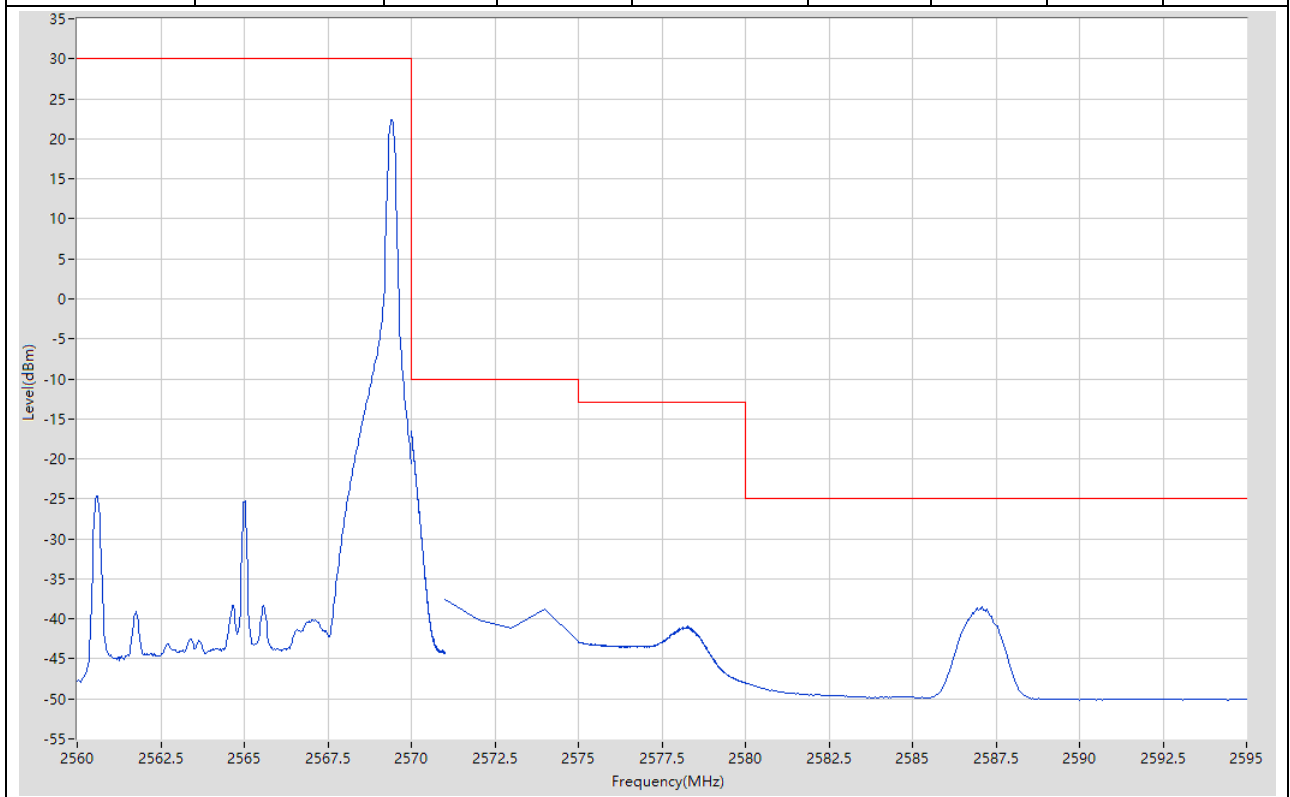
11.12. LTE Band Edge_Part22-24-27(NTNV)(Subtest:12, Channel:20800, Bandwidth:10, Modulation:Q16, RB Number: 50, RB Position:LOW)

Start Frequency (MHz)	Stop Frequency (MHz)	RBW (MHz)	Detector	Frequency (MHz)	Power (dBm)	Limit (dBm)	Verdict	Sweep Point
2475	2490	1	RMS	2490	-39.79	-25	Pass	401
2490	2496	1	RMS	2496	-31.08	-13	Pass	401
2496	2499	1	RMS	2499	-28.78	-10	Pass	4
2499	2500	0.2	RMS	2499.998	-31.77	-10	Pass	401
2500	2510	0.1	RMS	2508.375	3.99	30	Pass	401



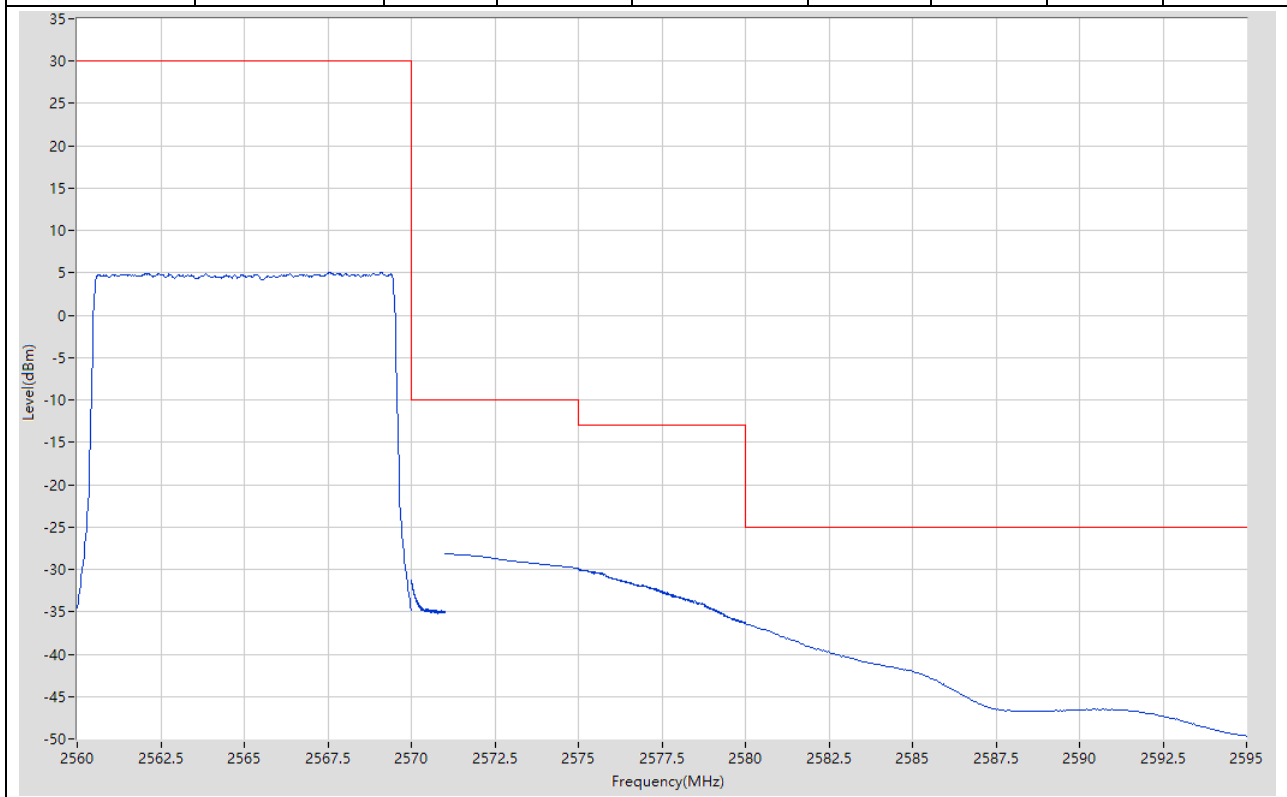
11.13. LTE Band Edge_Part22-24-27(NTNV)(Subtest:13, Channel:21400, Bandwidth:10, Modulation:QPSK, RB Number: 1, RB Position:HIGH)

Start Frequency (MHz)	Stop Frequency (MHz)	RBW (MHz)	Detector	Frequency (MHz)	Power (dBm)	Limit (dBm)	Verdict	Sweep Point
2560	2570	0.1	RMS	2569.4	22.41	30	Pass	401
2570	2571	0.2	RMS	2570	-16.5	-10	Pass	401
2571	2575	1	RMS	2571	-37.52	-10	Pass	5
2575	2580	1	RMS	2578.288	-40.93	-13	Pass	401
2580	2595	1	RMS	2587.088	-38.52	-25	Pass	401



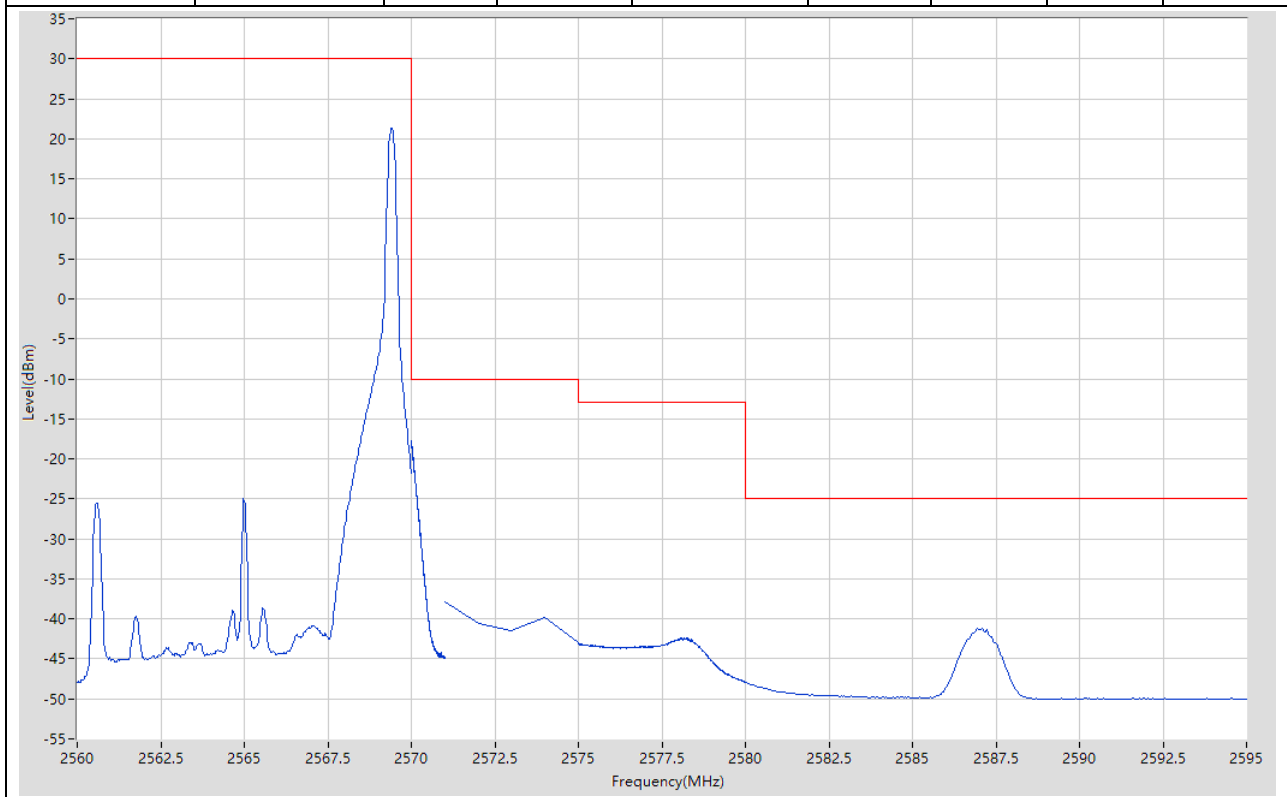
11.14. LTE Band Edge_Part22-24-27(NTNV)(Subtest:14, Channel:21400, Bandwidth:10, Modulation:QPSK, RB Number: 50, RB Position:HIGH)

Start Frequency (MHz)	Stop Frequency (MHz)	RBW (MHz)	Detector	Frequency (MHz)	Power (dBm)	Limit (dBm)	Verdict	Sweep Point
2560	2570	0.1	RMS	2567.575	5.1	30	Pass	401
2570	2571	0.2	RMS	2570.003	-31.33	-10	Pass	401
2571	2575	1	RMS	2571	-28.2	-10	Pass	5
2575	2580	1	RMS	2575.038	-30.03	-13	Pass	401
2580	2595	1	RMS	2580	-36.22	-25	Pass	401



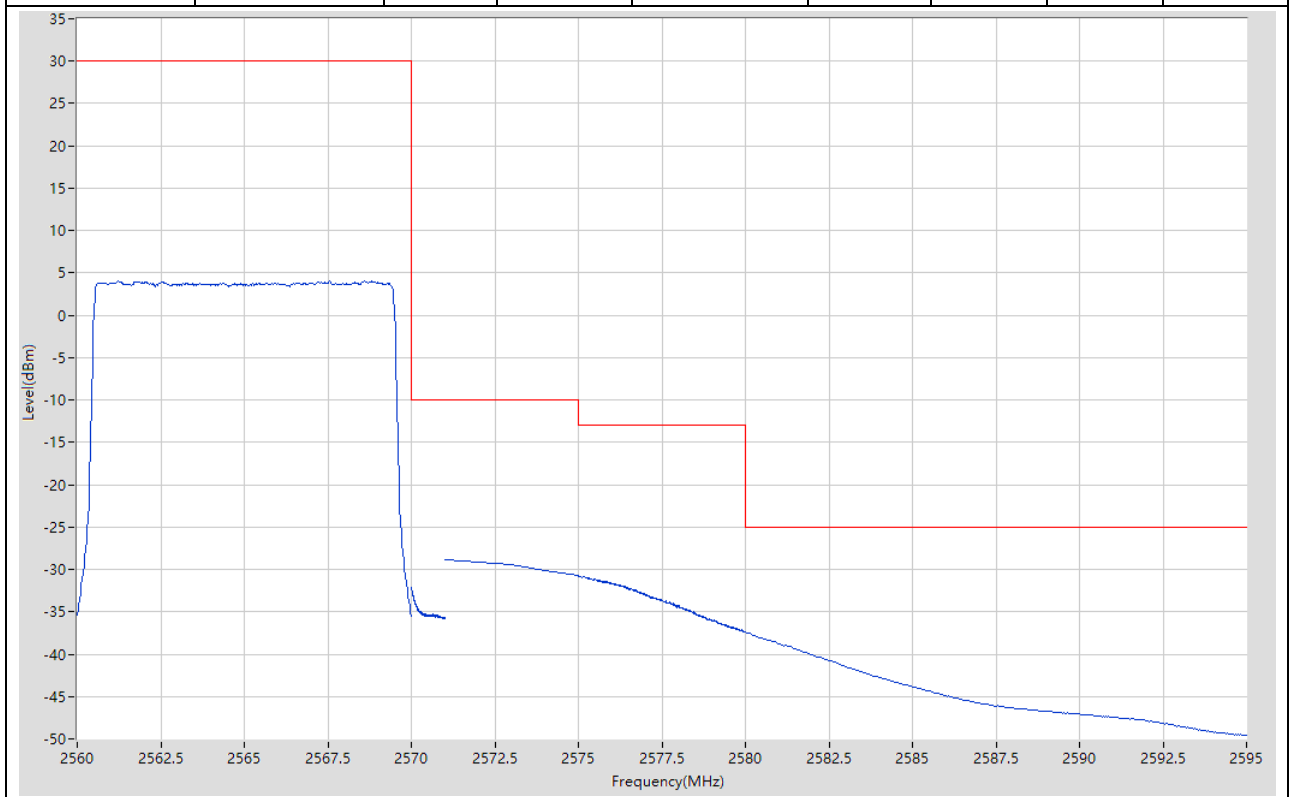
11.15. LTE Band Edge_Part22-24-27(NTNV)(Subtest:15, Channel:21400, Bandwidth:10, Modulation:Q16, RB Number: 1, RB Position:HIGH)

Start Frequency (MHz)	Stop Frequency (MHz)	RBW (MHz)	Detector	Frequency (MHz)	Power (dBm)	Limit (dBm)	Verdict	Sweep Point
2560	2570	0.1	RMS	2569.4	21.38	30	Pass	401
2570	2571	0.2	RMS	2570	-17.71	-10	Pass	401
2571	2575	1	RMS	2571	-37.87	-10	Pass	5
2575	2580	1	RMS	2578.075	-42.42	-13	Pass	401
2580	2595	1	RMS	2587.088	-41.1	-25	Pass	401



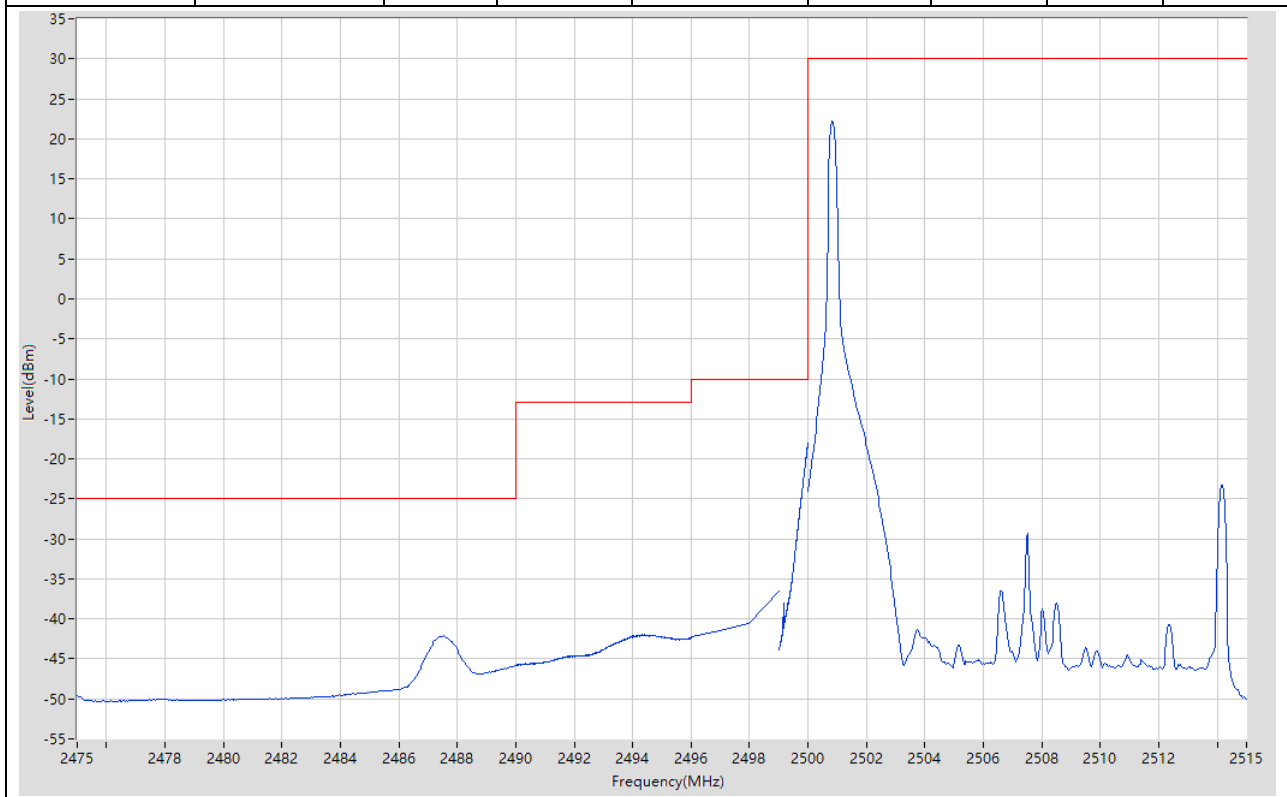
11.16. LTE Band Edge_Part22-24-27(NTNV)(Subtest:16, Channel:21400, Bandwidth:10, Modulation:Q16, RB Number: 50, RB Position:HIGH)

Start Frequency (MHz)	Stop Frequency (MHz)	RBW (MHz)	Detector	Frequency (MHz)	Power (dBm)	Limit (dBm)	Verdict	Sweep Point
2560	2570	0.1	RMS	2561.225	4.01	30	Pass	401
2570	2571	0.2	RMS	2570.008	-32.16	-10	Pass	401
2571	2575	1	RMS	2571	-28.85	-10	Pass	5
2575	2580	1	RMS	2575.038	-30.81	-13	Pass	401
2580	2595	1	RMS	2580	-37.32	-25	Pass	401



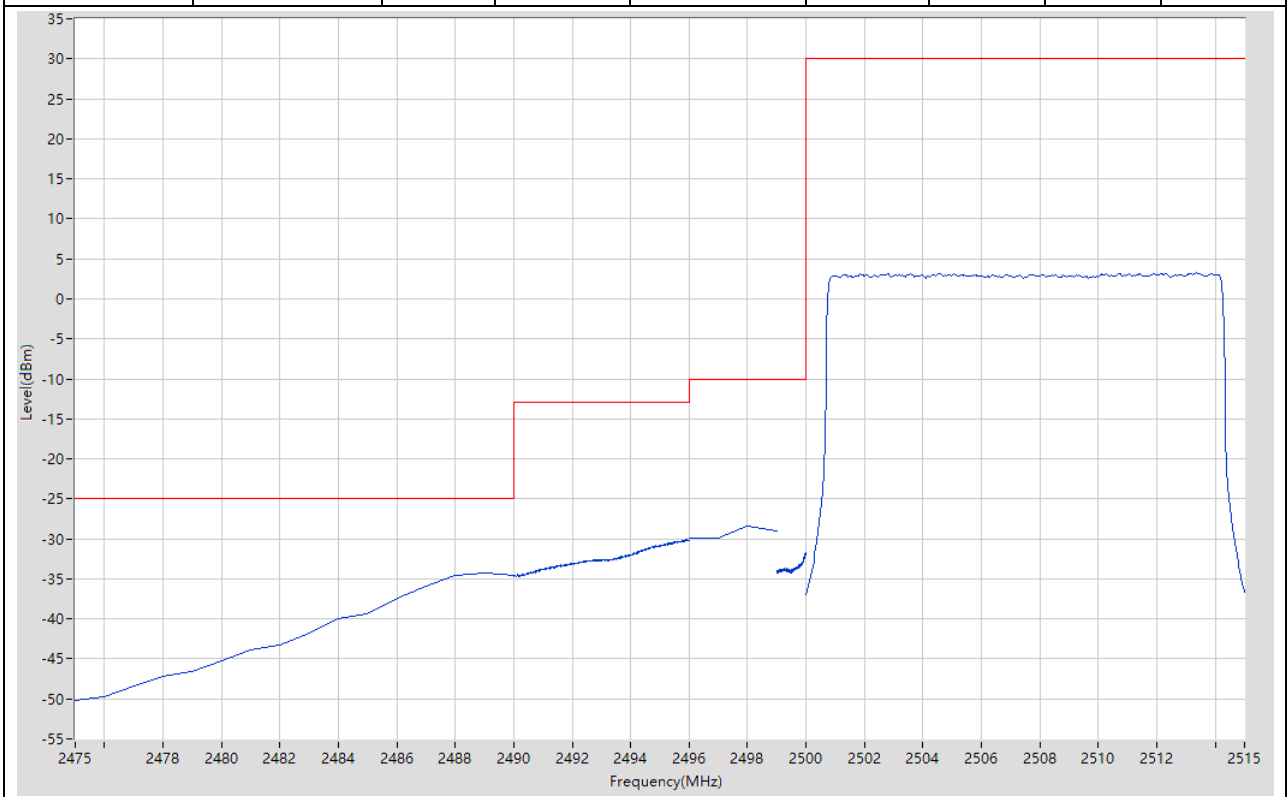
11.17. LTE Band Edge_Part22-24-27(NTNV)(Subtest:17, Channel:20825, Bandwidth:15, Modulation:QPSK, RB Number: 1, RB Position:LOW)

Start Frequency (MHz)	Stop Frequency (MHz)	RBW (MHz)	Detector	Frequency (MHz)	Power (dBm)	Limit (dBm)	Verdict	Sweep Point
2475	2490	1	RMS	2487.525	-42.08	-25	Pass	401
2490	2496	1	RMS	2494.41	-41.94	-13	Pass	401
2496	2499	1	RMS	2499	-36.53	-10	Pass	4
2499	2500	0.3	RMS	2499.995	-17.97	-10	Pass	401
2500	2515	0.1	RMS	2500.825	22.22	30	Pass	401



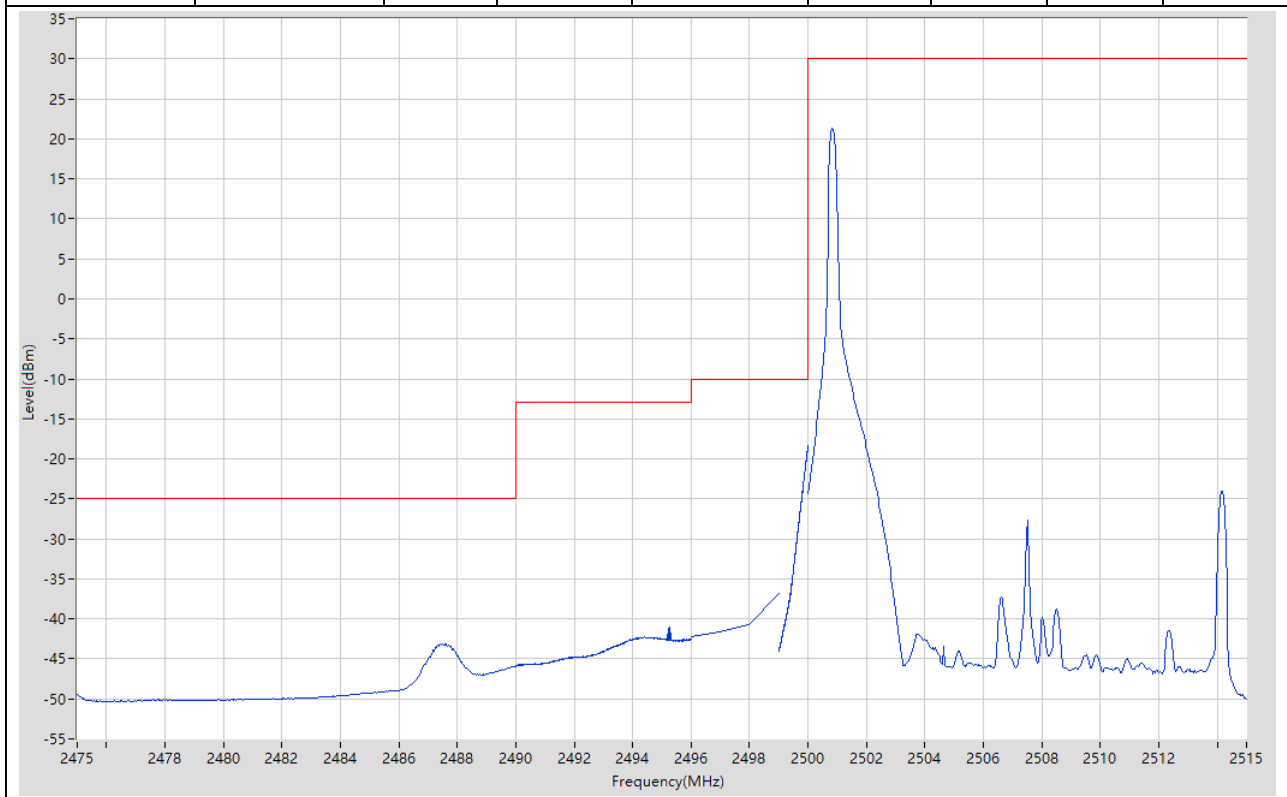
11.18. LTE Band Edge_Part22-24-27(NTNV)(Subtest:18, Channel:20825, Bandwidth:15, Modulation:QPSK, RB Number: 75, RB Position:LOW)

Start Frequency (MHz)	Stop Frequency (MHz)	RBW (MHz)	Detector	Frequency (MHz)	Power (dBm)	Limit (dBm)	Verdict	Sweep Point
2475	2490	1	RMS	2489	-34.2	-25	Pass	16
2490	2496	1	RMS	2495.895	-30.04	-13	Pass	401
2496	2499	1	RMS	2498	-28.44	-10	Pass	4
2499	2500	0.3	RMS	2499.998	-31.69	-10	Pass	401
2500	2515	0.1	RMS	2513.35	3.25	30	Pass	401



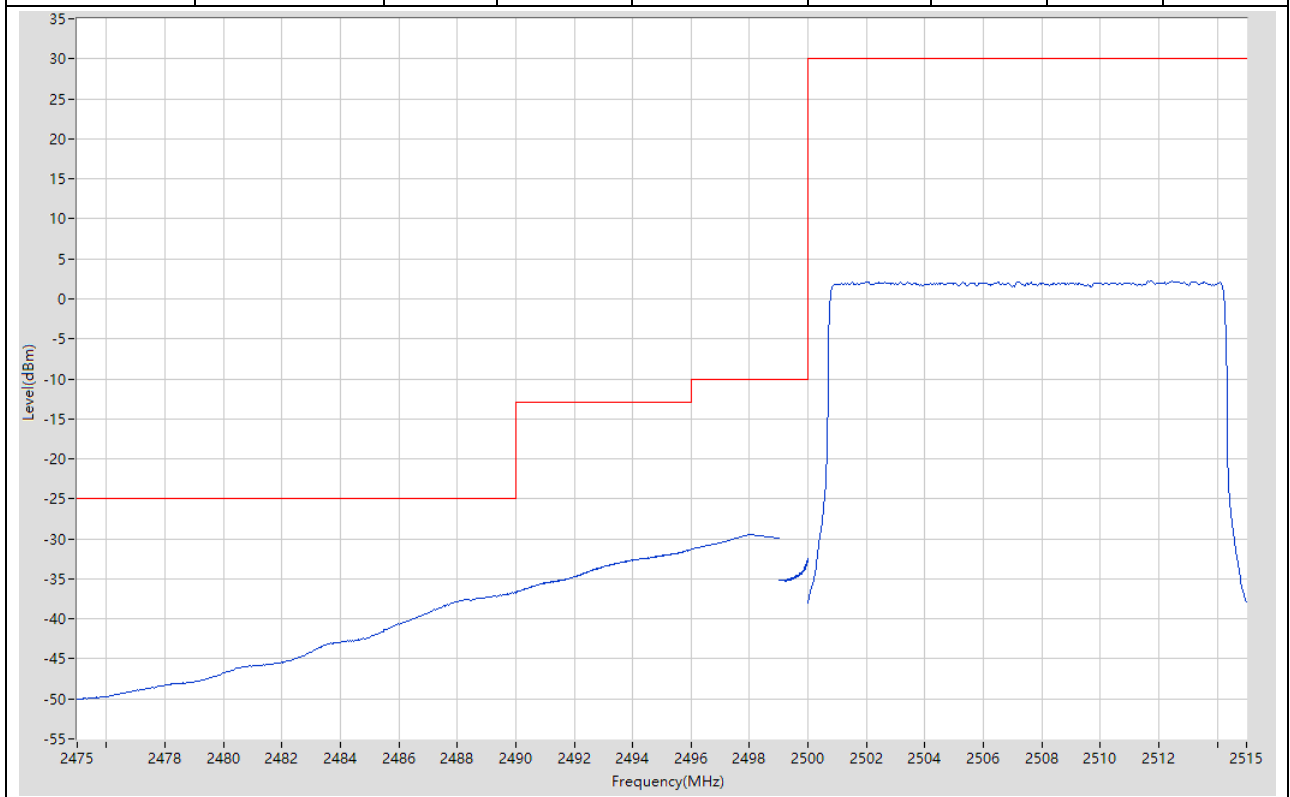
11.19. LTE Band Edge_Part22-24-27(NTNV)(Subtest:19, Channel:20825, Bandwidth:15, Modulation:Q16, RB Number: 1, RB Position:LOW)

Start Frequency (MHz)	Stop Frequency (MHz)	RBW (MHz)	Detector	Frequency (MHz)	Power (dBm)	Limit (dBm)	Verdict	Sweep Point
2475	2490	1	RMS	2487.488	-43.09	-25	Pass	401
2490	2496	1	RMS	2495.28	-41.09	-13	Pass	401
2496	2499	1	RMS	2499	-36.85	-10	Pass	4
2499	2500	0.3	RMS	2499.998	-18.41	-10	Pass	401
2500	2515	0.1	RMS	2500.825	21.37	30	Pass	401



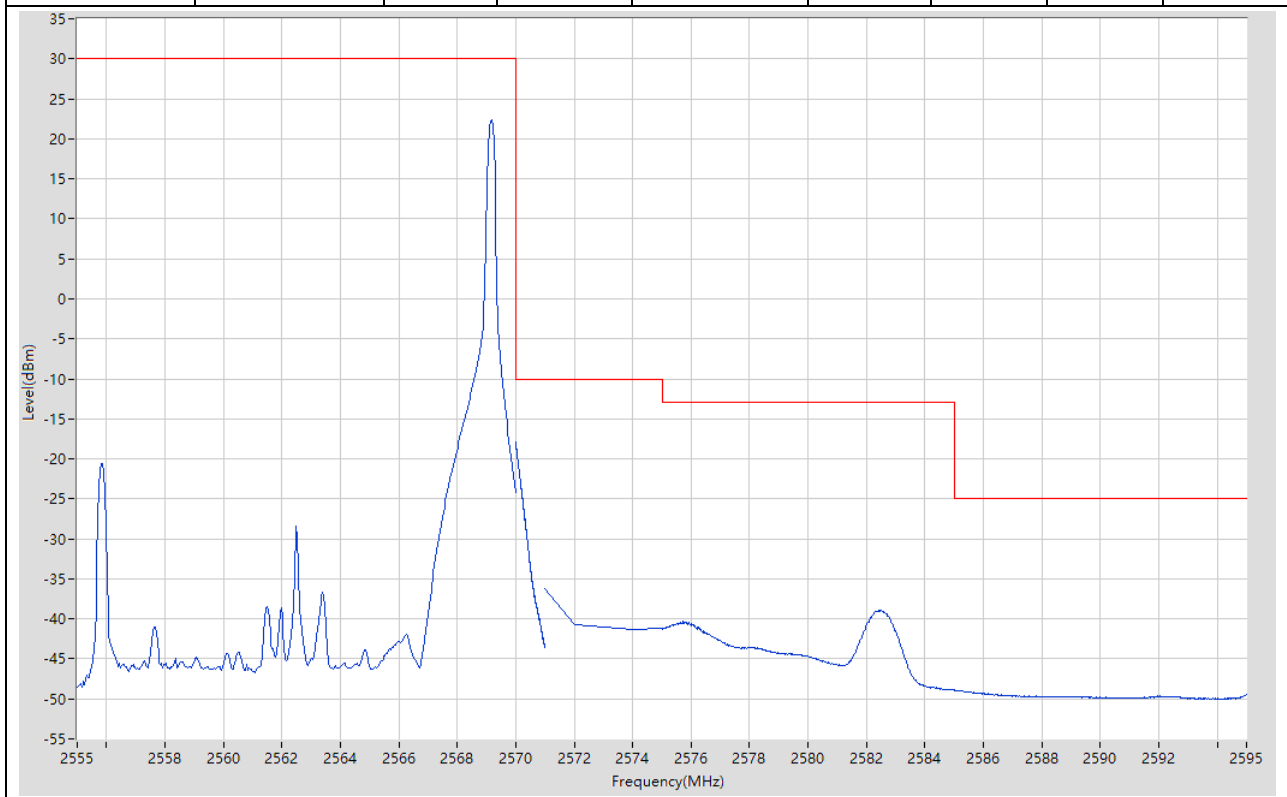
11.20. LTE Band Edge_Part22-24-27(NTNV)(Subtest:20, Channel:20825, Bandwidth:15, Modulation:Q16, RB Number: 75, RB Position:LOW)

Start Frequency (MHz)	Stop Frequency (MHz)	RBW (MHz)	Detector	Frequency (MHz)	Power (dBm)	Limit (dBm)	Verdict	Sweep Point
2475	2490	1	RMS	2489.963	-36.67	-25	Pass	401
2490	2496	1	RMS	2496	-31.32	-13	Pass	401
2496	2499	1	RMS	2498	-29.49	-10	Pass	4
2499	2500	0.3	RMS	2499.998	-32.5	-10	Pass	401
2500	2515	0.1	RMS	2511.625	2.19	30	Pass	401



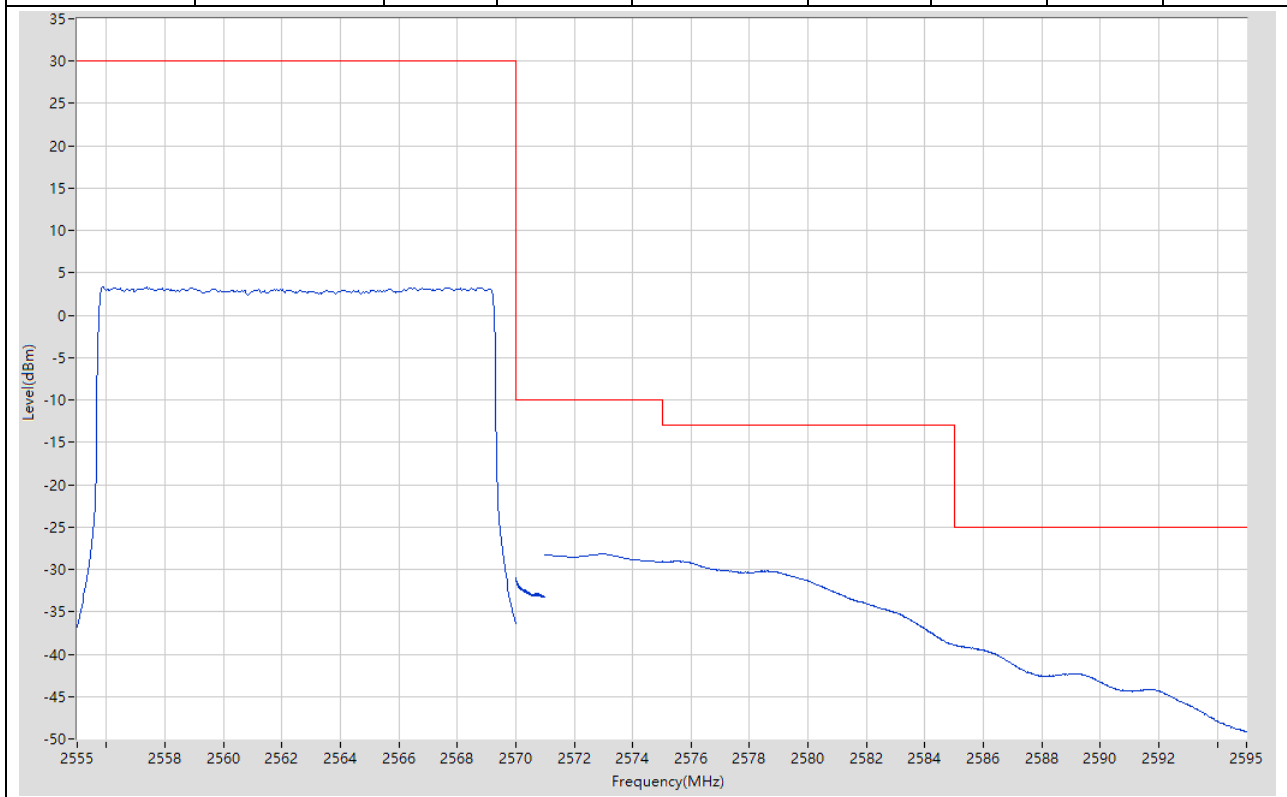
11.21. LTE Band Edge_Part22-24-27(NTNV)(Subtest:21, Channel:21375, Bandwidth:15, Modulation:QPSK, RB Number: 1, RB Position:HIGH)

Start Frequency (MHz)	Stop Frequency (MHz)	RBW (MHz)	Detector	Frequency (MHz)	Power (dBm)	Limit (dBm)	Verdict	Sweep Point
2555	2570	0.1	RMS	2569.175	22.33	30	Pass	401
2570	2571	0.3	RMS	2570	-17.91	-10	Pass	401
2571	2575	1	RMS	2571	-36.28	-10	Pass	5
2575	2585	1	RMS	2582.5	-38.91	-13	Pass	401
2585	2595	1	RMS	2585	-48.82	-25	Pass	401



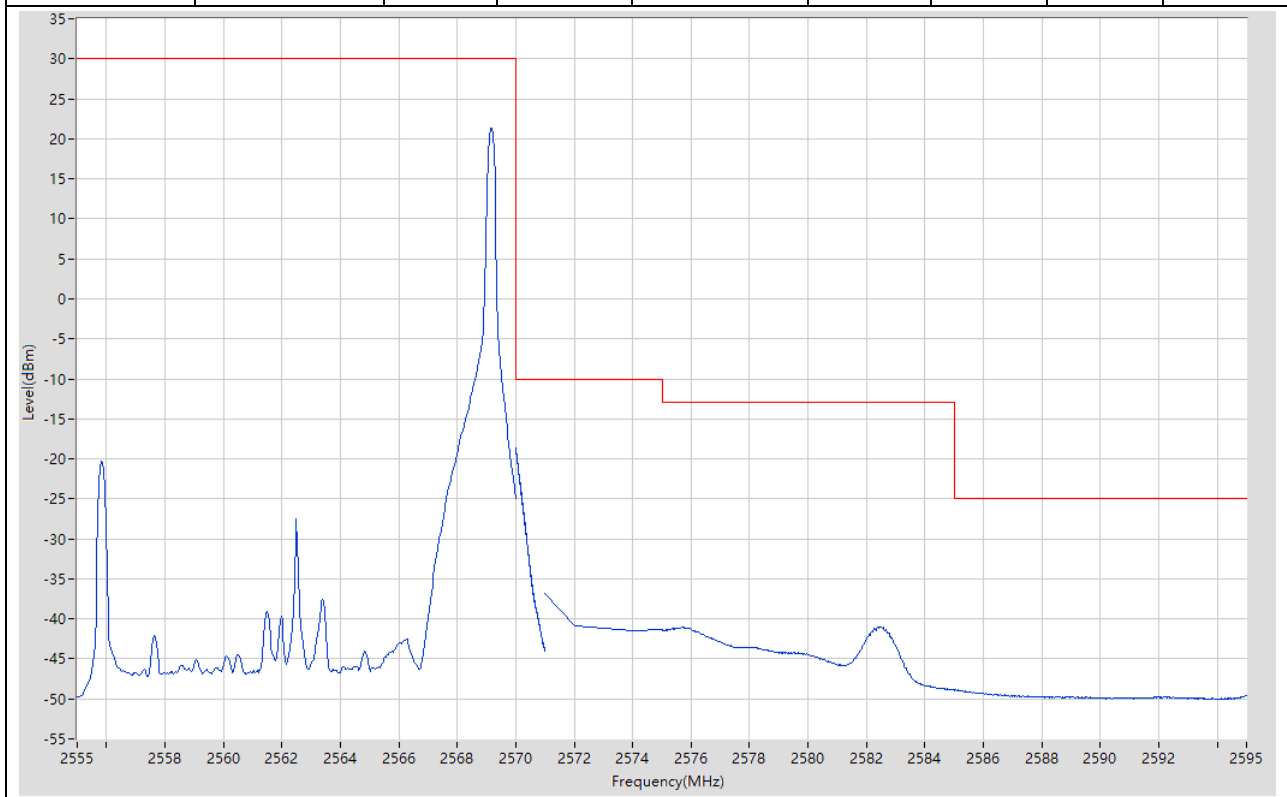
11.22. LTE Band Edge_Part22-24-27(NTNV)(Subtest:22, Channel:21375, Bandwidth:15, Modulation:QPSK, RB Number: 75, RB Position:HIGH)

Start Frequency (MHz)	Stop Frequency (MHz)	RBW (MHz)	Detector	Frequency (MHz)	Power (dBm)	Limit (dBm)	Verdict	Sweep Point
2555	2570	0.1	RMS	2555.863	3.31	30	Pass	401
2570	2571	0.3	RMS	2570.003	-31.02	-10	Pass	401
2571	2575	1	RMS	2573	-28.08	-10	Pass	5
2575	2585	1	RMS	2575.525	-29.04	-13	Pass	401
2585	2595	1	RMS	2585	-38.93	-25	Pass	401



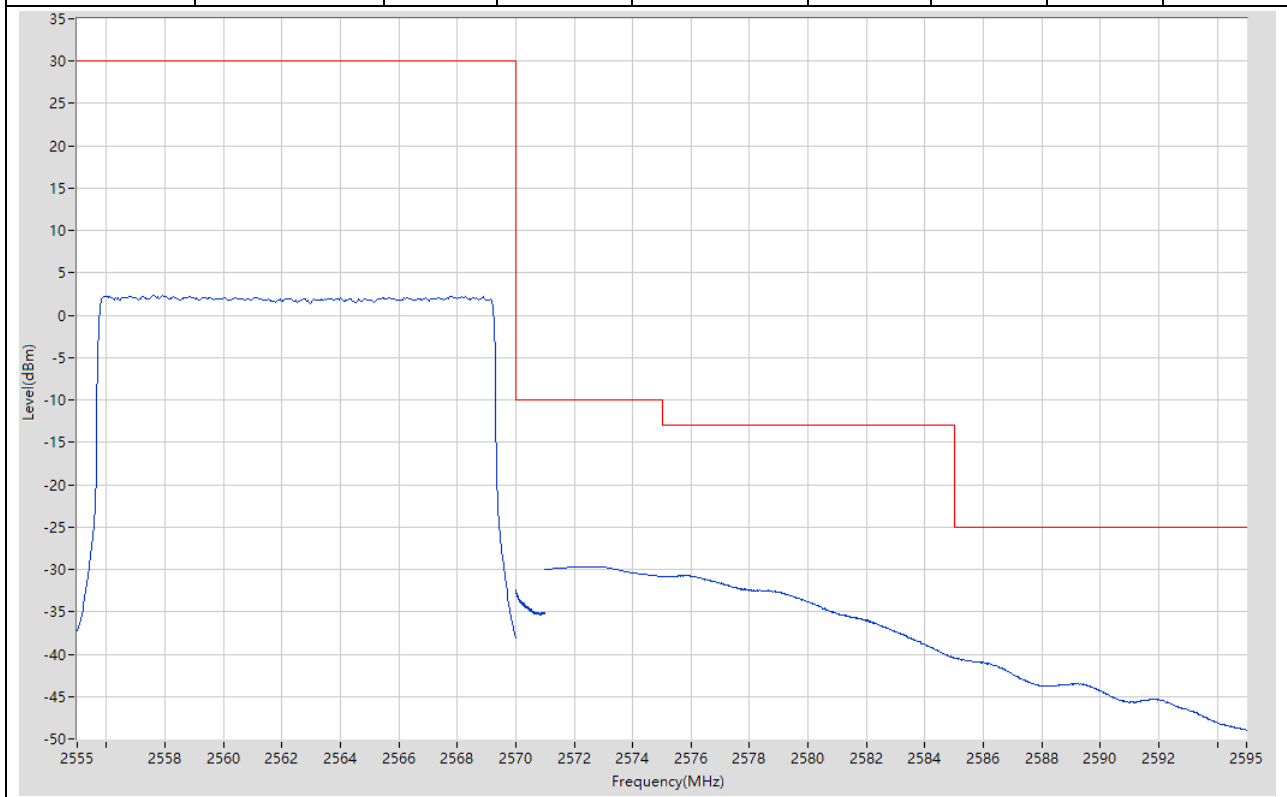
11.23. LTE Band Edge_Part22-24-27(NTNV)(Subtest:23, Channel:21375, Bandwidth:15, Modulation:Q16, RB Number: 1, RB Position:HIGH)

Start Frequency (MHz)	Stop Frequency (MHz)	RBW (MHz)	Detector	Frequency (MHz)	Power (dBm)	Limit (dBm)	Verdict	Sweep Point
2555	2570	0.1	RMS	2569.175	21.31	30	Pass	401
2570	2571	0.3	RMS	2570.005	-18.61	-10	Pass	401
2571	2575	1	RMS	2571	-36.83	-10	Pass	5
2575	2585	1	RMS	2582.475	-40.99	-13	Pass	401
2585	2595	1	RMS	2585.05	-48.85	-25	Pass	401



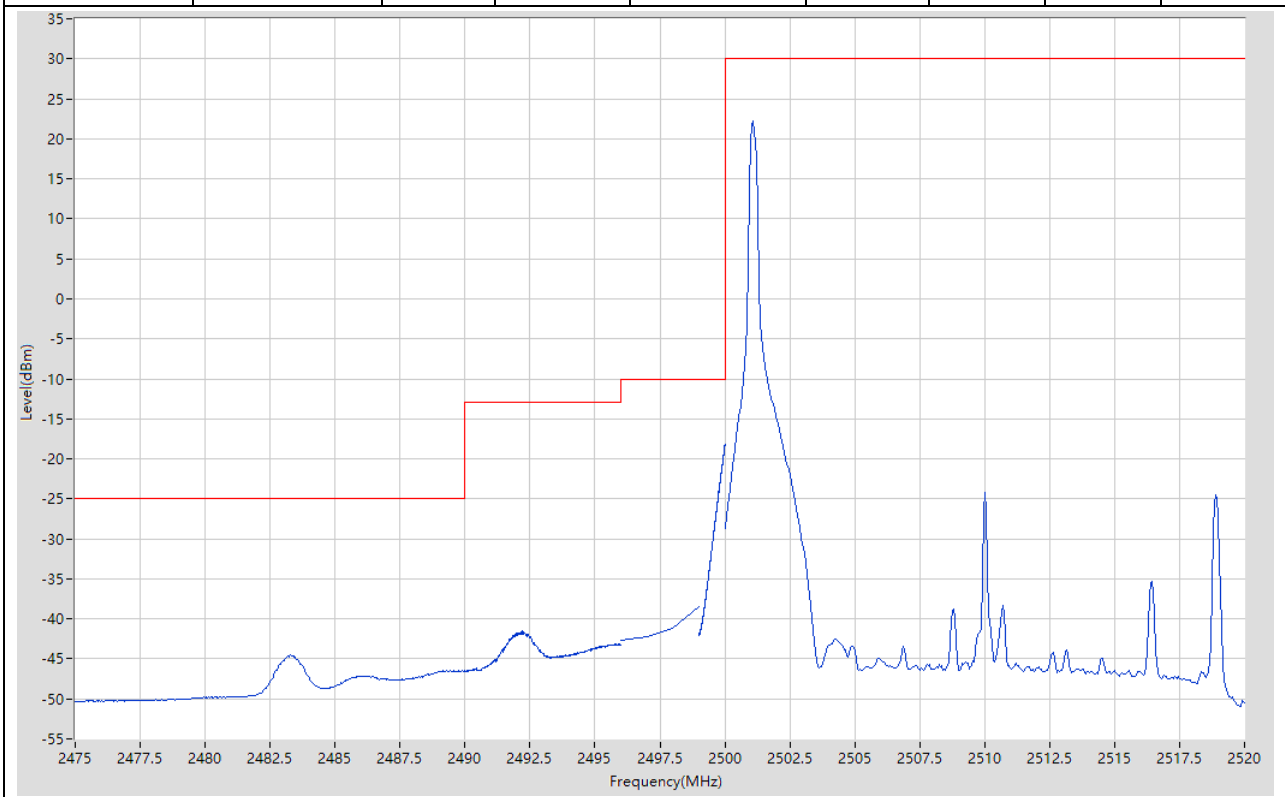
11.24. LTE Band Edge_Part22-24-27(NTNV)(Subtest:24, Channel:21375, Bandwidth:15, Modulation:Q16, RB Number: 75, RB Position:HIGH)

Start Frequency (MHz)	Stop Frequency (MHz)	RBW (MHz)	Detector	Frequency (MHz)	Power (dBm)	Limit (dBm)	Verdict	Sweep Point
2555	2570	0.1	RMS	2557.625	2.36	30	Pass	401
2570	2571	0.3	RMS	2570.005	-32.43	-10	Pass	401
2571	2575	1	RMS	2573	-29.67	-10	Pass	5
2575	2585	1	RMS	2575.75	-30.68	-13	Pass	401
2585	2595	1	RMS	2585.05	-40.47	-25	Pass	401



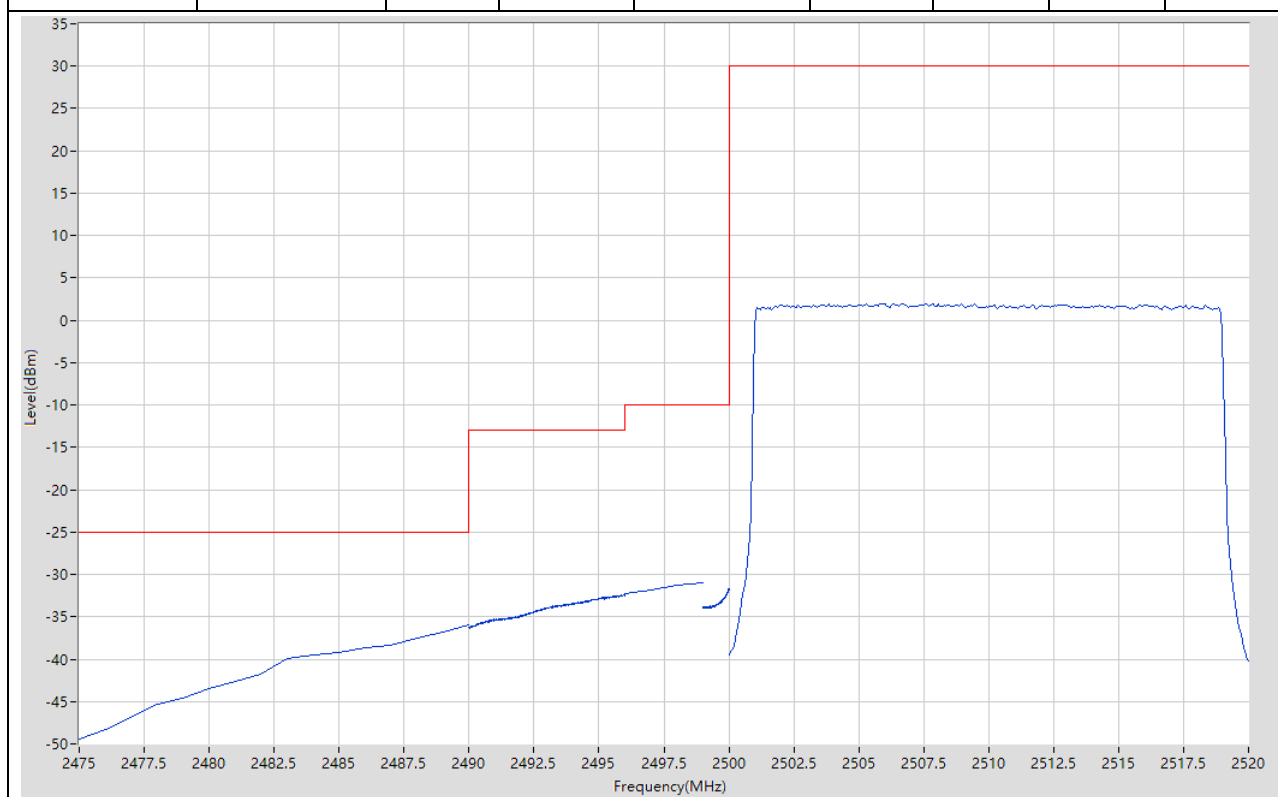
11.25. LTE Band Edge_Part22-24-27(NTNV)(Subtest:25, Channel:20850, Bandwidth:20, Modulation:QPSK, RB Number: 1, RB Position:LOW)

Start Frequency (MHz)	Stop Frequency (MHz)	RBW (MHz)	Detector	Frequency (MHz)	Power (dBm)	Limit (dBm)	Verdict	Sweep Point
2475	2490	1	RMS	2483.288	-44.5	-25	Pass	401
2490	2496	1	RMS	2492.205	-41.54	-13	Pass	401
2496	2499	1	RMS	2499	-38.53	-10	Pass	4
2499	2500	0.51	RMS	2500	-18.17	-10	Pass	401
2500	2520	0.1	RMS	2501.1	22.2	30	Pass	401



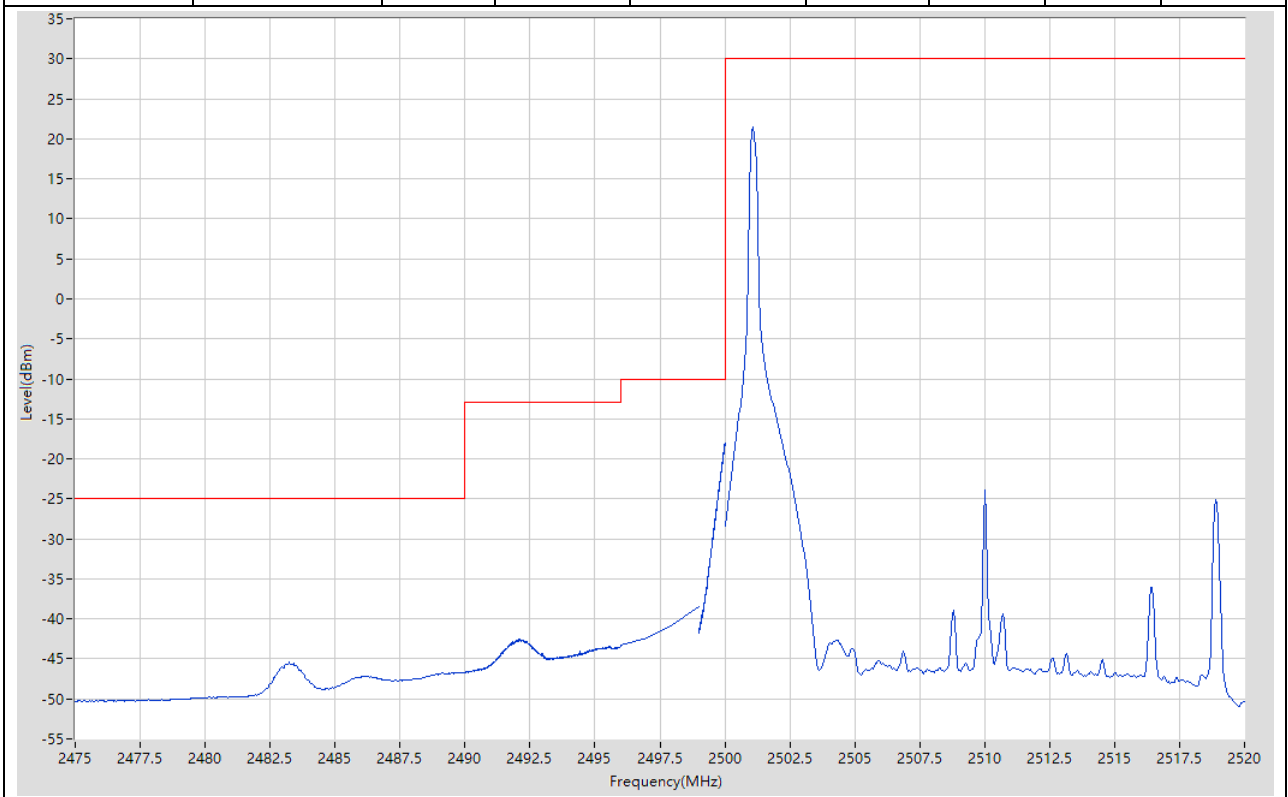
11.26. LTE Band Edge_Part22-24-27(NTNV)(Subtest:26, Channel:20850, Bandwidth:20, Modulation:QPSK, RB Number: 100, RB Position:LOW)

Start Frequency (MHz)	Stop Frequency (MHz)	RBW (MHz)	Detector	Frequency (MHz)	Power (dBm)	Limit (dBm)	Verdict	Sweep Point
2475	2490	1	RMS	2490	-35.99	-25	Pass	16
2490	2496	1	RMS	2496	-32.44	-13	Pass	401
2496	2499	1	RMS	2499	-31	-10	Pass	4
2499	2500	0.51	RMS	2499.995	-31.7	-10	Pass	401
2500	2520	0.1	RMS	2507.85	1.99	30	Pass	401



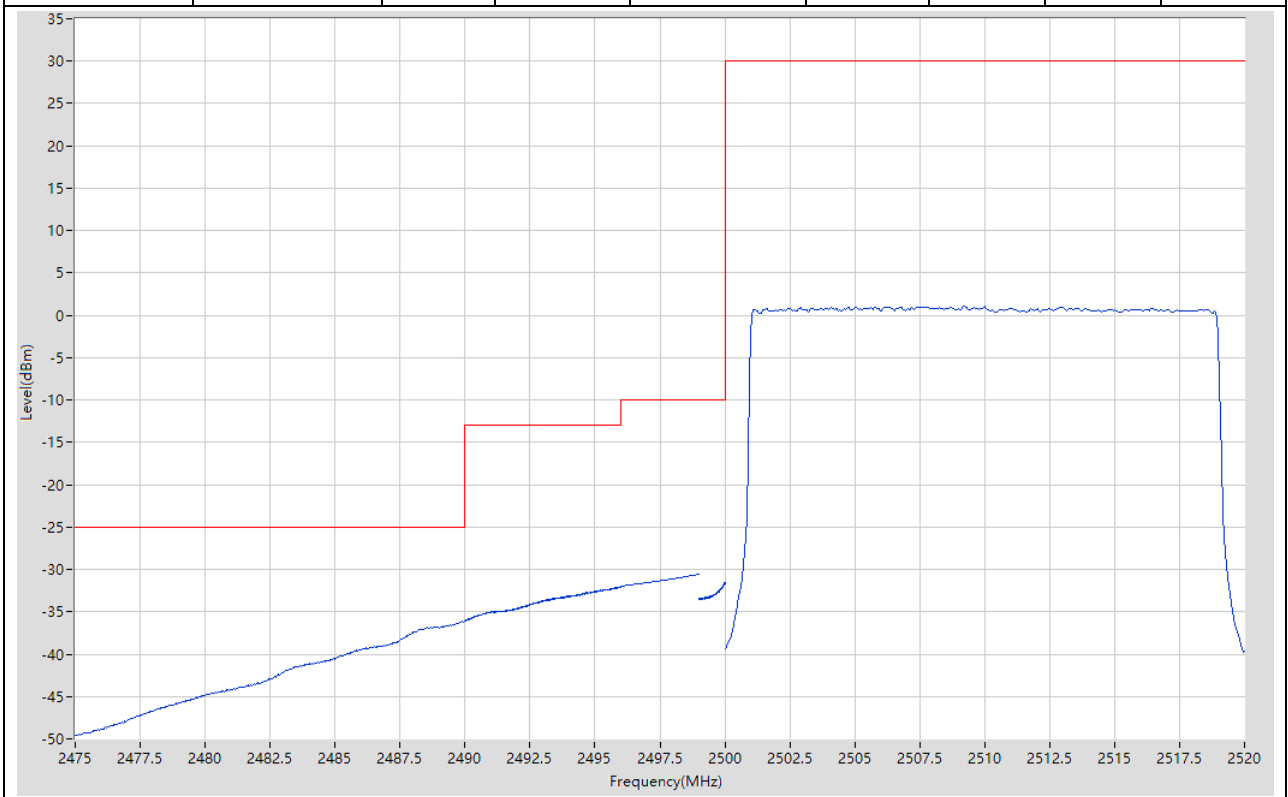
11.27. LTE Band Edge_Part22-24-27(NTNV)(Subtest:27, Channel:20850, Bandwidth:20, Modulation:Q16, RB Number: 1, RB Position:LOW)

Start Frequency (MHz)	Stop Frequency (MHz)	RBW (MHz)	Detector	Frequency (MHz)	Power (dBm)	Limit (dBm)	Verdict	Sweep Point
2475	2490	1	RMS	2483.25	-45.44	-25	Pass	401
2490	2496	1	RMS	2492.13	-42.53	-13	Pass	401
2496	2499	1	RMS	2499	-38.52	-10	Pass	4
2499	2500	0.51	RMS	2500	-18.05	-10	Pass	401
2500	2520	0.1	RMS	2501.1	21.41	30	Pass	401



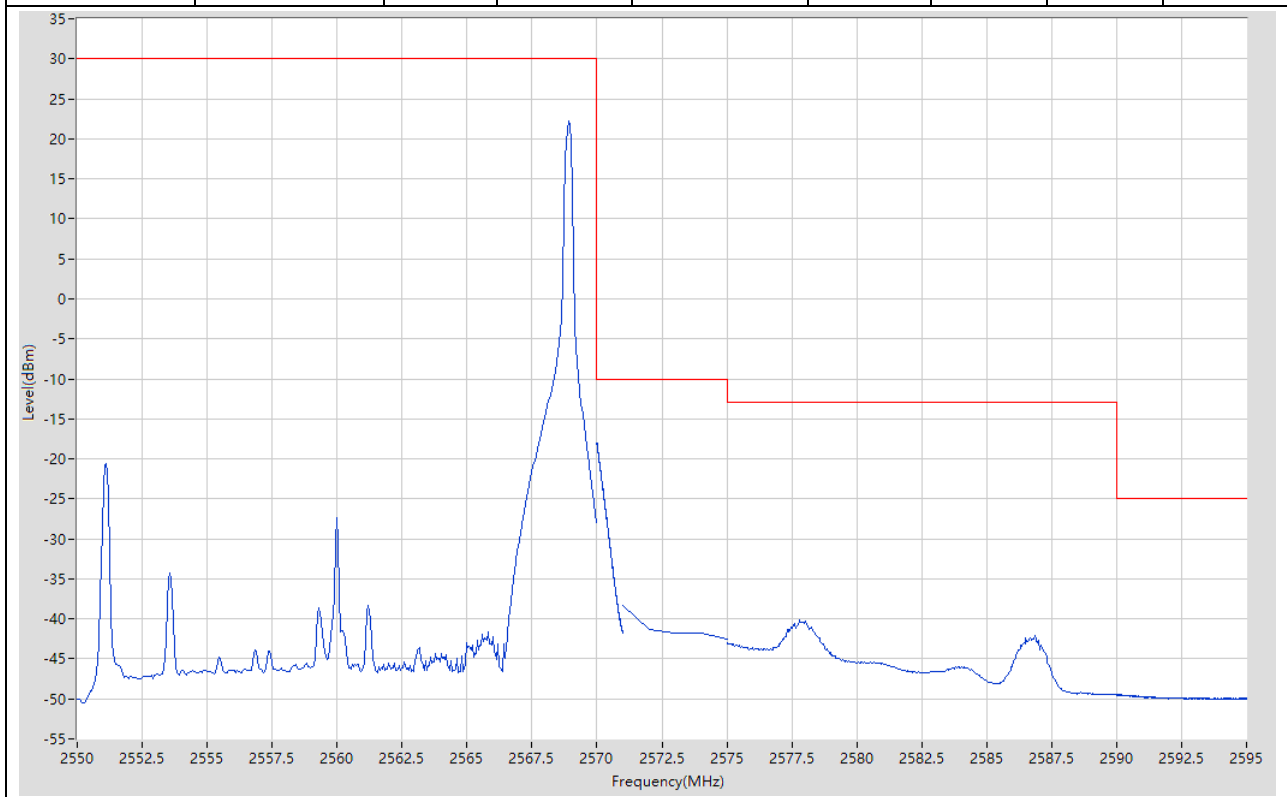
11.28. LTE Band Edge_Part22-24-27(NTNV)(Subtest:28, Channel:20850, Bandwidth:20, Modulation:Q16, RB Number: 100, RB Position:LOW)

Start Frequency (MHz)	Stop Frequency (MHz)	RBW (MHz)	Detector	Frequency (MHz)	Power (dBm)	Limit (dBm)	Verdict	Sweep Point
2475	2490	1	RMS	2489.963	-36.12	-25	Pass	401
2490	2496	1	RMS	2495.955	-32.1	-13	Pass	401
2496	2499	1	RMS	2499	-30.51	-10	Pass	4
2499	2500	0.51	RMS	2499.995	-31.54	-10	Pass	401
2500	2520	0.1	RMS	2510	1.07	30	Pass	401



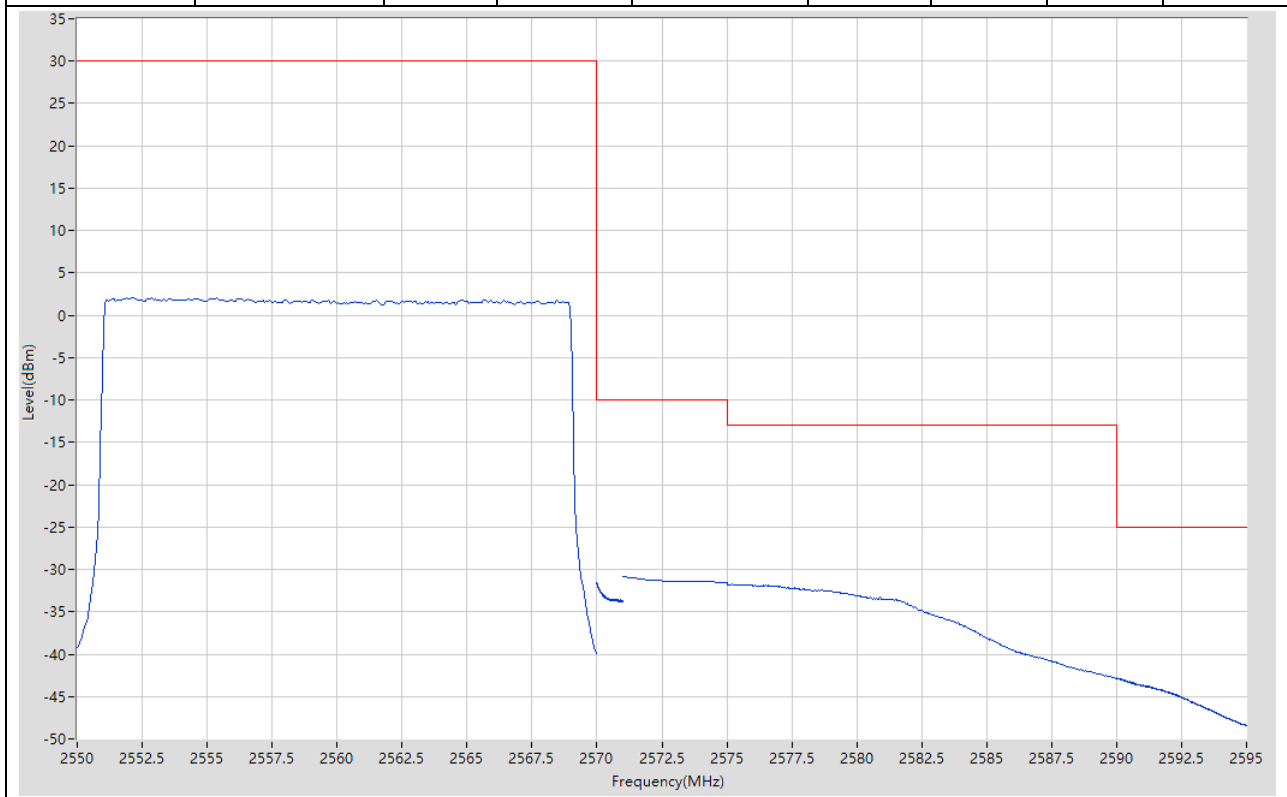
11.29. LTE Band Edge_Part22-24-27(NTNV)(Subtest:29, Channel:21350, Bandwidth:20, Modulation:QPSK, RB Number: 1, RB Position:HIGH)

Start Frequency (MHz)	Stop Frequency (MHz)	RBW (MHz)	Detector	Frequency (MHz)	Power (dBm)	Limit (dBm)	Verdict	Sweep Point
2550	2570	0.1	RMS	2568.9	22.19	30	Pass	401
2570	2571	0.51	RMS	2570.005	-18.04	-10	Pass	401
2571	2575	1	RMS	2571	-38.27	-10	Pass	5
2575	2590	1	RMS	2577.813	-40.18	-13	Pass	401
2590	2595	1	RMS	2590.05	-49.44	-25	Pass	401



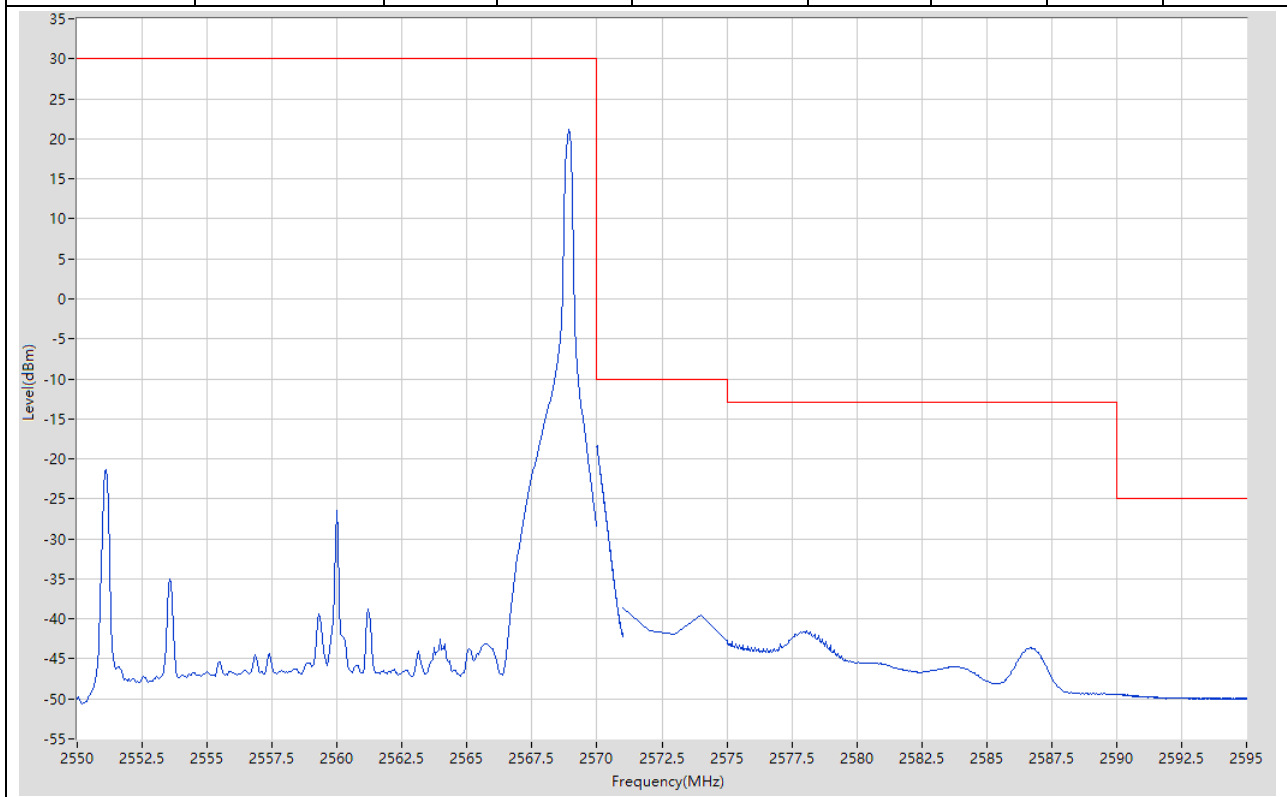
11.30. LTE Band Edge_Part22-24-27(NTNV)(Subtest:30, Channel:21350, Bandwidth:20, Modulation:QPSK, RB Number: 100, RB Position:HIGH)

Start Frequency (MHz)	Stop Frequency (MHz)	RBW (MHz)	Detector	Frequency (MHz)	Power (dBm)	Limit (dBm)	Verdict	Sweep Point
2550	2570	0.1	RMS	2552.85	2.04	30	Pass	401
2570	2571	0.51	RMS	2570.003	-31.62	-10	Pass	401
2571	2575	1	RMS	2571	-30.84	-10	Pass	5
2575	2590	1	RMS	2575.038	-31.69	-13	Pass	401
2590	2595	1	RMS	2590	-42.81	-25	Pass	401



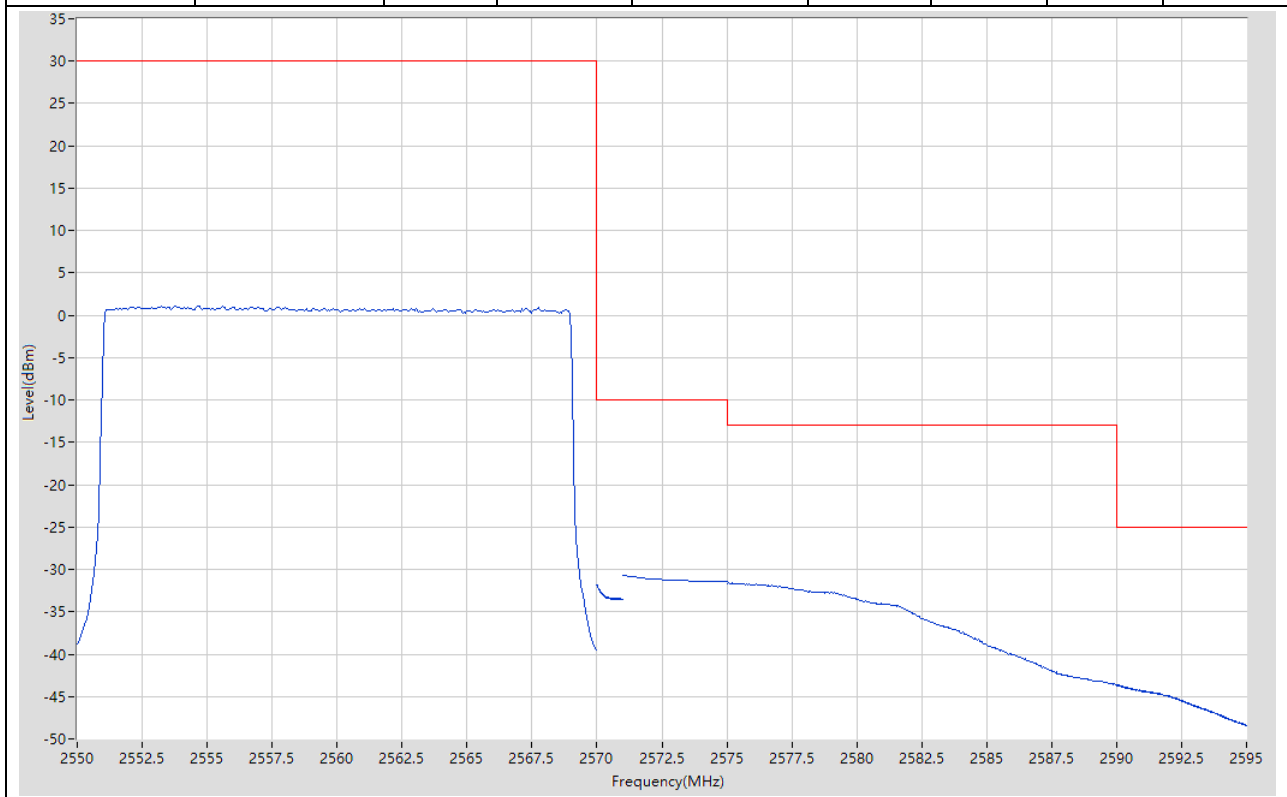
11.31. LTE Band Edge_Part22-24-27(NTNV)(Subtest:31, Channel:21350, Bandwidth:20, Modulation:Q16, RB Number: 1, RB Position:HIGH)

Start Frequency (MHz)	Stop Frequency (MHz)	RBW (MHz)	Detector	Frequency (MHz)	Power (dBm)	Limit (dBm)	Verdict	Sweep Point
2550	2570	0.1	RMS	2568.9	21.22	30	Pass	401
2570	2571	0.51	RMS	2570.005	-18.37	-10	Pass	401
2571	2575	1	RMS	2571	-38.62	-10	Pass	5
2575	2590	1	RMS	2578.075	-41.55	-13	Pass	401
2590	2595	1	RMS	2590.025	-49.38	-25	Pass	401



11.32. LTE Band Edge_Part22-24-27(NTNV)(Subtest:32, Channel:21350, Bandwidth:20, Modulation:Q16, RB Number: 100, RB Position:HIGH)

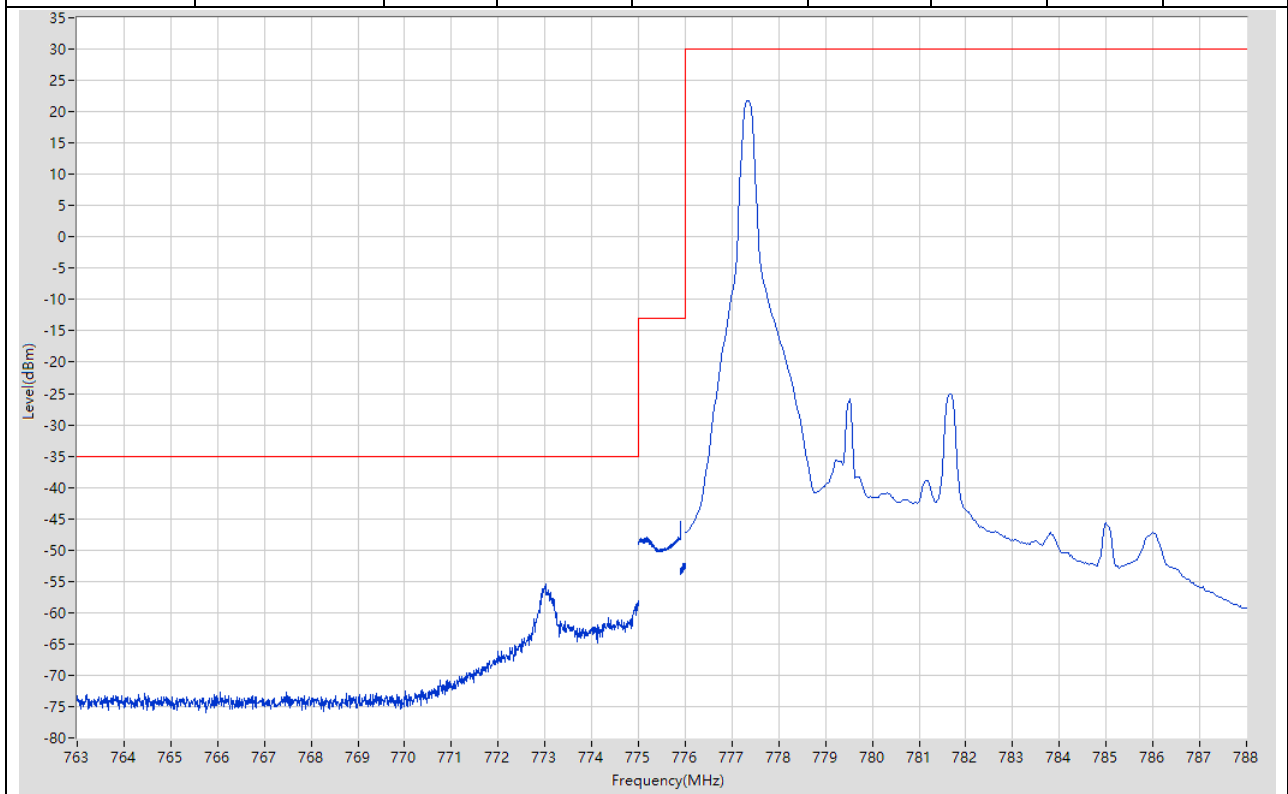
Start Frequency (MHz)	Stop Frequency (MHz)	RBW (MHz)	Detector	Frequency (MHz)	Power (dBm)	Limit (dBm)	Verdict	Sweep Point
2550	2570	0.1	RMS	2554.65	1.08	30	Pass	401
2570	2571	0.51	RMS	2570.005	-31.84	-10	Pass	401
2571	2575	1	RMS	2571	-30.69	-10	Pass	5
2575	2590	1	RMS	2575.075	-31.62	-13	Pass	401
2590	2595	1	RMS	2590.013	-43.6	-25	Pass	401



12. LTE_Band13

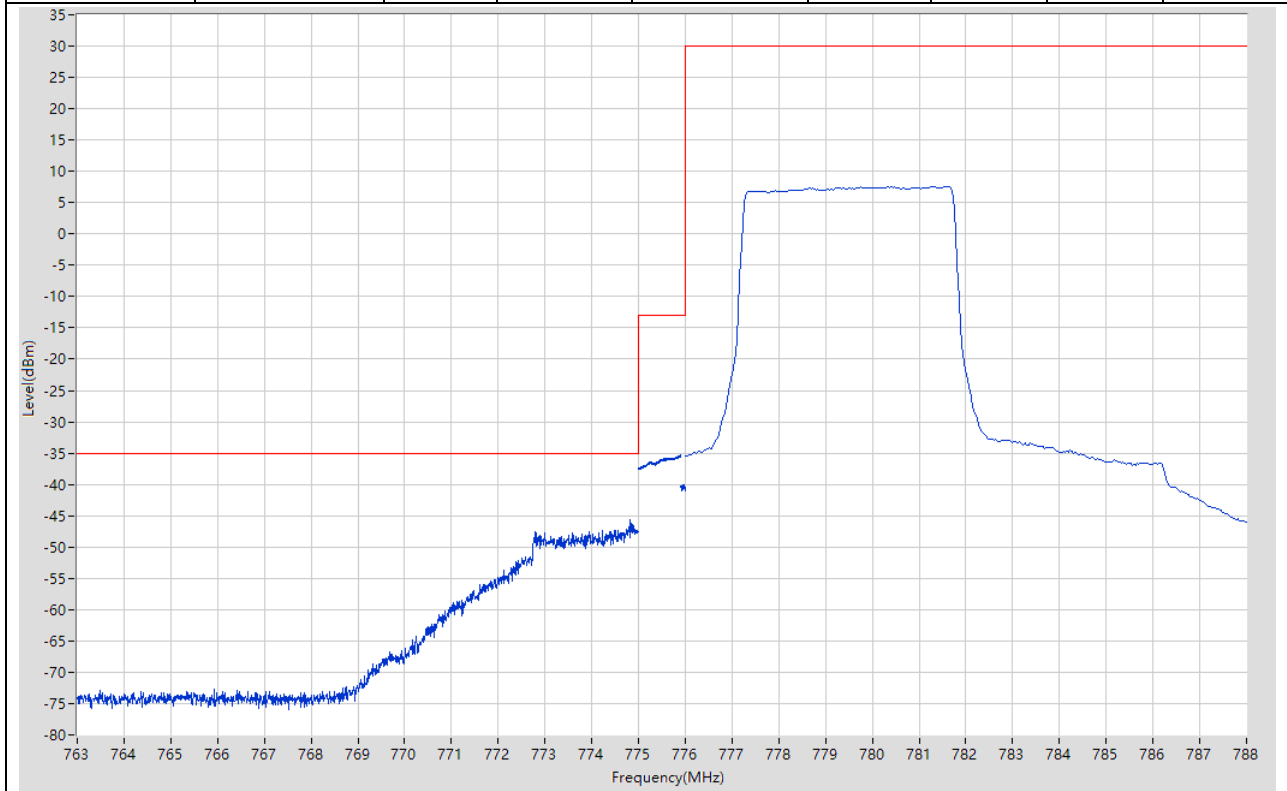
12.1. LTE Band Edge_Part22-24-27(NTNV)(Subtest:1, Channel:23205, Bandwidth:5, Modulation:QPSK, RB Number: 1, RB Position:LOW)

Start Frequency (MHz)	Stop Frequency (MHz)	RBW (MHz)	Detector	Frequency (MHz)	Power (dBm)	Limit (dBm)	Verdict	Sweep Point
763	775	0.01	RMS	773.01	-55.37	-35	Pass	1201
775	775.9	0.1	RMS	775.9	-45.48	-13	Pass	401
775.9	776	0.03	RMS	775.99	-52.17	-13	Pass	401
776	788	0.1	RMS	777.32	21.73	30	Pass	401



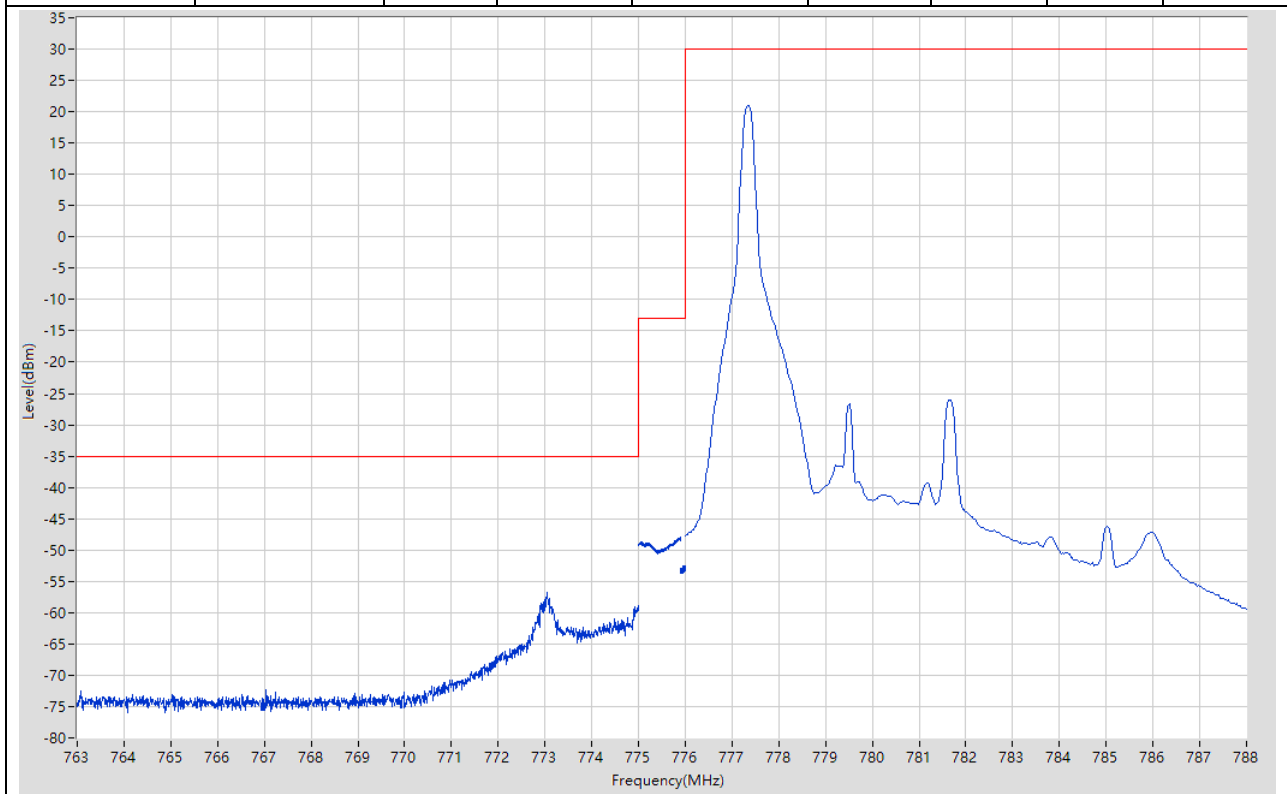
12.2. LTE Band Edge_Part22-24-27(NTNV)(Subtest:2, Channel:23205, Bandwidth:5, Modulation:QPSK, RB Number: 25, RB Position:LOW)

Start Frequency (MHz)	Stop Frequency (MHz)	RBW (MHz)	Detector	Frequency (MHz)	Power (dBm)	Limit (dBm)	Verdict	Sweep Point
763	775	0.01	RMS	774.83	-45.64	-35	Pass	1201
775	775.9	0.1	RMS	775.9	-35.3	-13	Pass	401
775.9	776	0.03	RMS	775.964	-40.01	-13	Pass	401
776	788	0.1	RMS	780.35	7.6	30	Pass	401



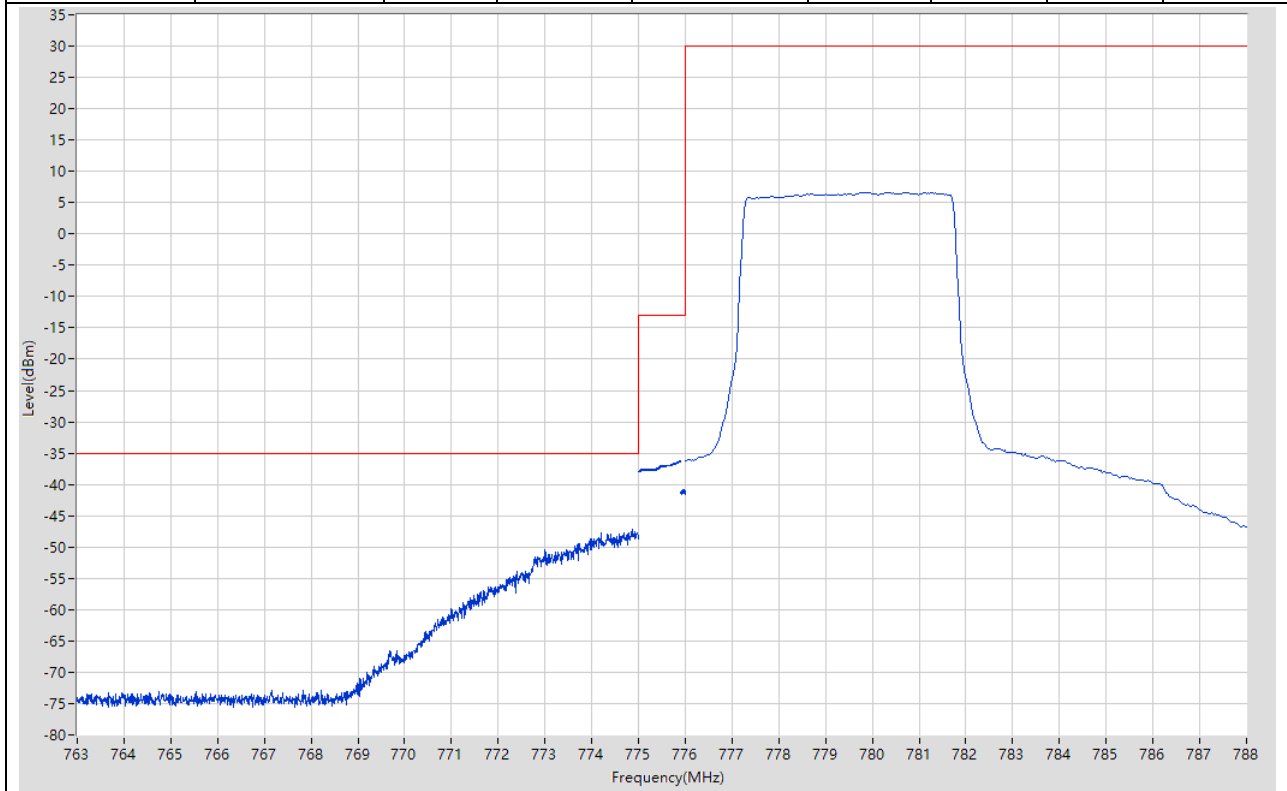
12.3. LTE Band Edge_Part22-24-27(NTNV)(Subtest:3, Channel:23205, Bandwidth:5, Modulation:Q16, RB Number: 1, RB Position:LOW)

Start Frequency (MHz)	Stop Frequency (MHz)	RBW (MHz)	Detector	Frequency (MHz)	Power (dBm)	Limit (dBm)	Verdict	Sweep Point
763	775	0.01	RMS	773.04	-56.85	-35	Pass	1201
775	775.9	0.1	RMS	775.898	-47.94	-13	Pass	401
775.9	776	0.03	RMS	776	-52.47	-13	Pass	401
776	788	0.1	RMS	777.35	21	30	Pass	401



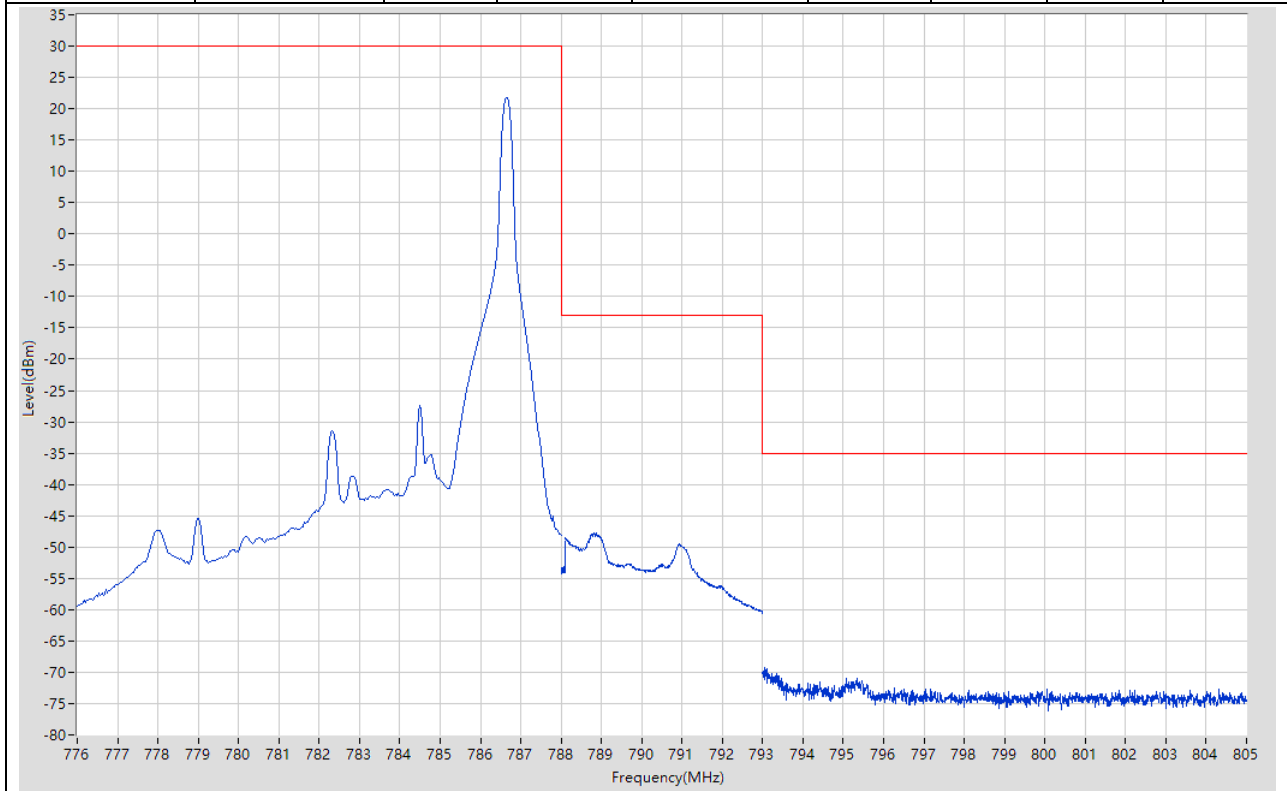
12.4. LTE Band Edge_Part22-24-27(NTNV)(Subtest:4, Channel:23205, Bandwidth:5, Modulation:Q16, RB Number: 25, RB Position:LOW)

Start Frequency (MHz)	Stop Frequency (MHz)	RBW (MHz)	Detector	Frequency (MHz)	Power (dBm)	Limit (dBm)	Verdict	Sweep Point
763	775	0.01	RMS	774.86	-47.16	-35	Pass	1201
775	775.9	0.1	RMS	775.9	-36.17	-13	Pass	401
775.9	776	0.03	RMS	775.965	-40.81	-13	Pass	401
776	788	0.1	RMS	780.35	6.65	30	Pass	401



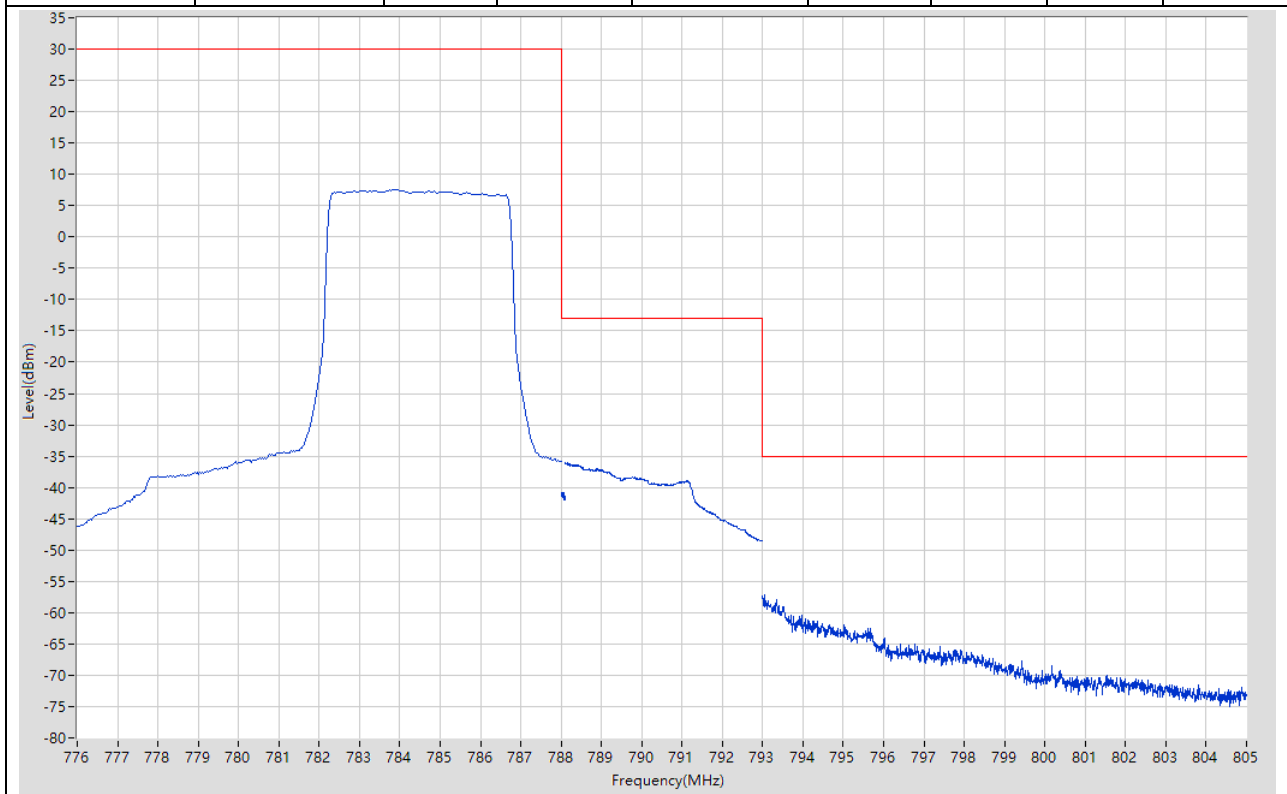
12.5. LTE Band Edge_Part22-24-27(NTNV)(Subtest:5, Channel:23255, Bandwidth:5, Modulation:QPSK, RB Number: 1, RB Position:HIGH)

Start Frequency (MHz)	Stop Frequency (MHz)	RBW (MHz)	Detector	Frequency (MHz)	Power (dBm)	Limit (dBm)	Verdict	Sweep Point
776	788	0.1	RMS	786.65	21.8	30	Pass	401
788	788.1	0.03	RMS	788.094	-49.13	-13	Pass	401
788.1	793	0.1	RMS	788.811	-47.69	-13	Pass	401
793	805	0.01	RMS	793.06	-69.25	-35	Pass	1201



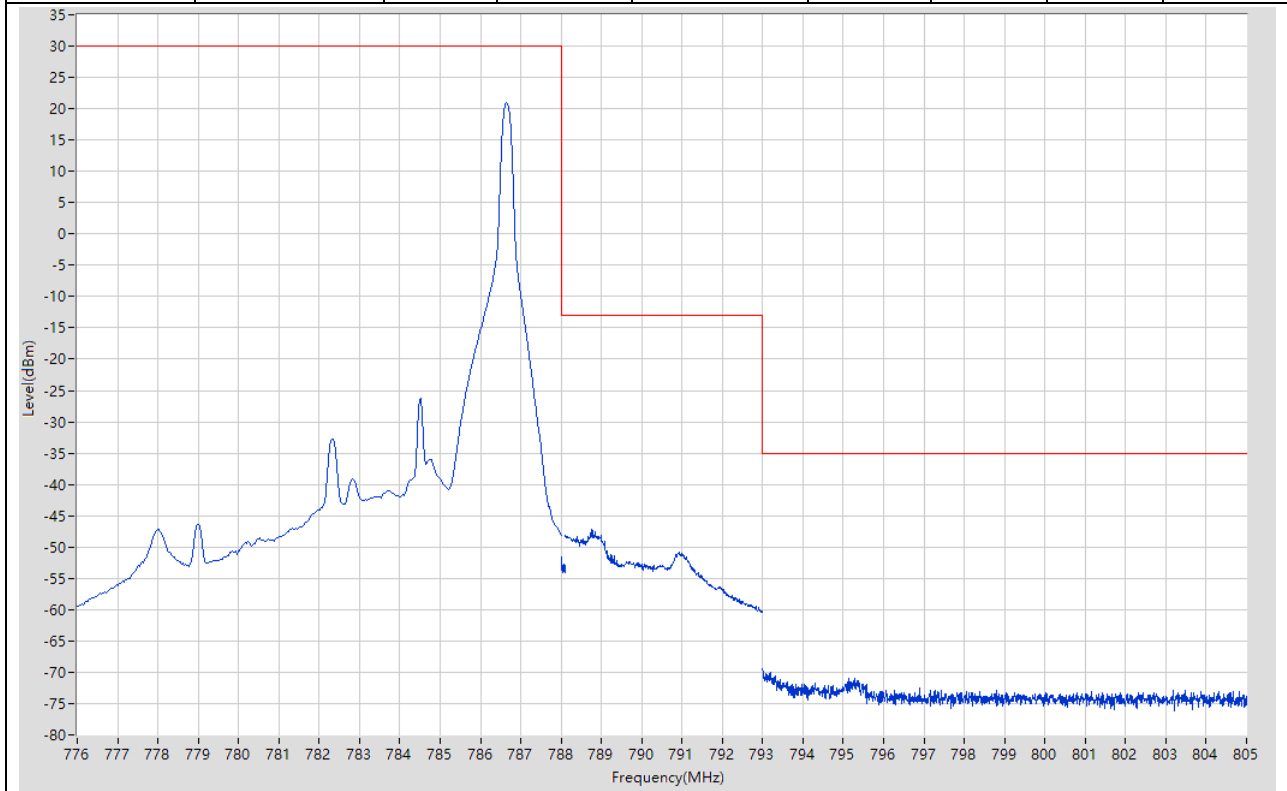
12.6. LTE Band Edge_Part22-24-27(NTNV)(Subtest:6, Channel:23255, Bandwidth:5, Modulation:QPSK, RB Number: 25, RB Position:LOW)

Start Frequency (MHz)	Stop Frequency (MHz)	RBW (MHz)	Detector	Frequency (MHz)	Power (dBm)	Limit (dBm)	Verdict	Sweep Point
776	788	0.1	RMS	783.89	7.61	30	Pass	401
788	788.1	0.03	RMS	788.001	-40.75	-13	Pass	401
788.1	793	0.1	RMS	788.1	-36.06	-13	Pass	401
793	805	0.01	RMS	793.06	-57.21	-35	Pass	1201



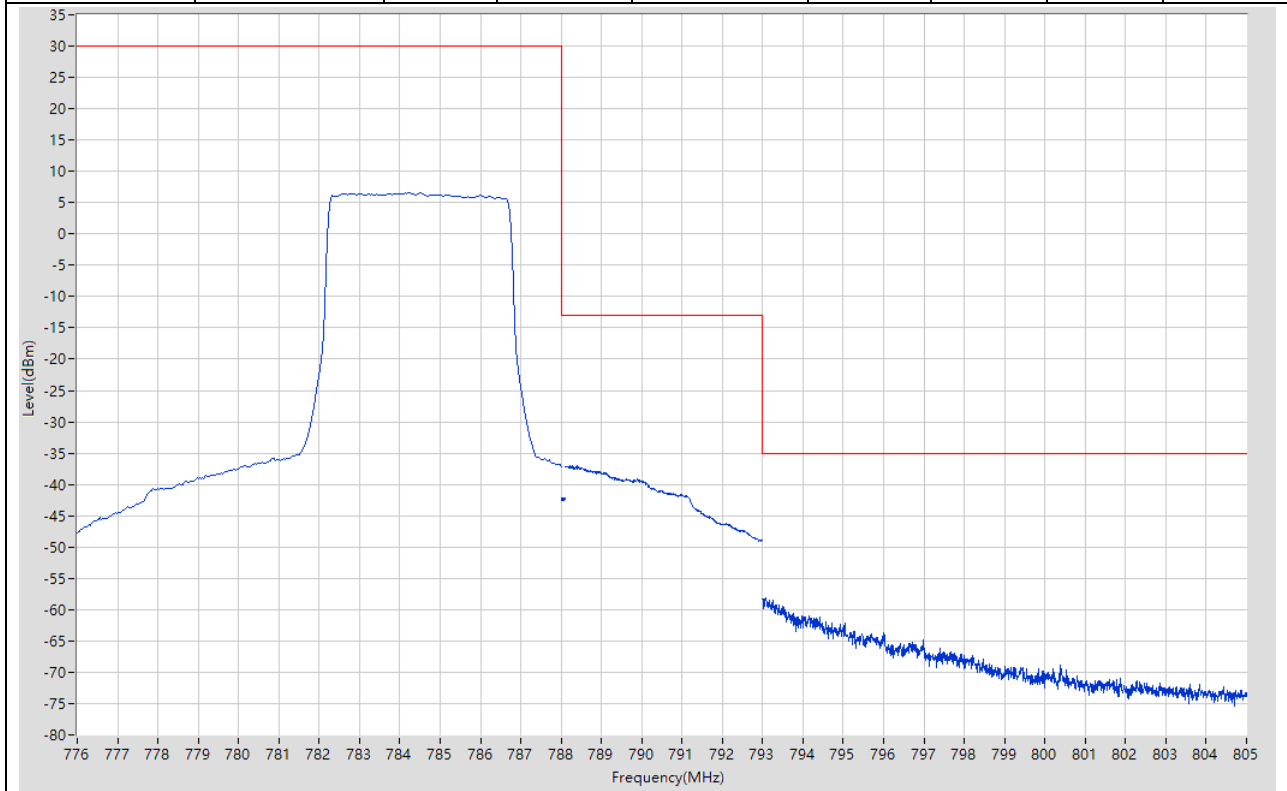
12.7. LTE Band Edge_Part22-24-27(NTNV)(Subtest:7, Channel:23255, Bandwidth:5, Modulation:Q16, RB Number: 1, RB Position:HIGH)

Start Frequency (MHz)	Stop Frequency (MHz)	RBW (MHz)	Detector	Frequency (MHz)	Power (dBm)	Limit (dBm)	Verdict	Sweep Point
776	788	0.1	RMS	786.65	20.93	30	Pass	401
788	788.1	0.03	RMS	788.022	-51.67	-13	Pass	401
788.1	793	0.1	RMS	788.749	-47.23	-13	Pass	401
793	805	0.01	RMS	793	-69.49	-35	Pass	1201



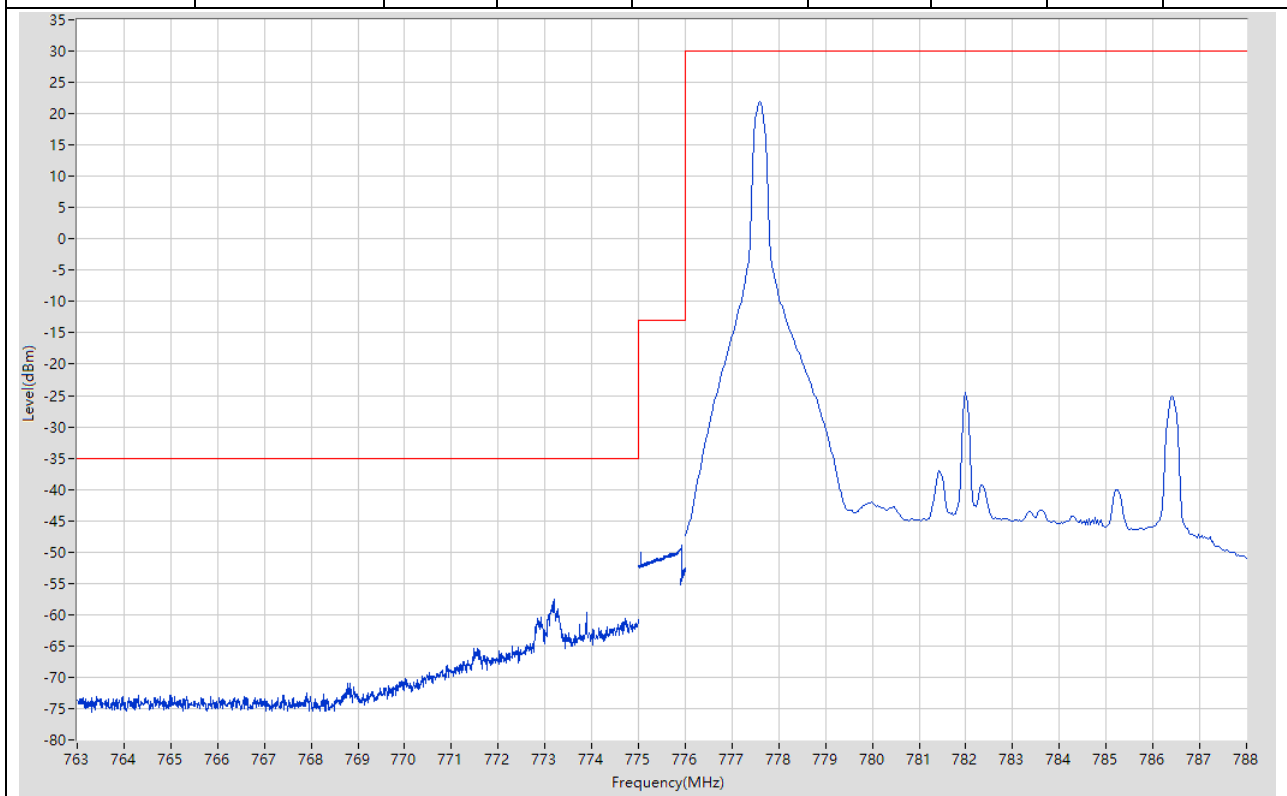
12.8. LTE Band Edge_Part22-24-27(NTNV)(Subtest:8, Channel:23255, Bandwidth:5, Modulation:Q16, RB Number: 25, RB Position:LOW)

Start Frequency (MHz)	Stop Frequency (MHz)	RBW (MHz)	Detector	Frequency (MHz)	Power (dBm)	Limit (dBm)	Verdict	Sweep Point
776	788	0.1	RMS	784.13	6.64	30	Pass	401
788	788.1	0.03	RMS	788.05	-42.1	-13	Pass	401
788.1	793	0.1	RMS	788.223	-37.01	-13	Pass	401
793	805	0.01	RMS	793.09	-58.03	-35	Pass	1201



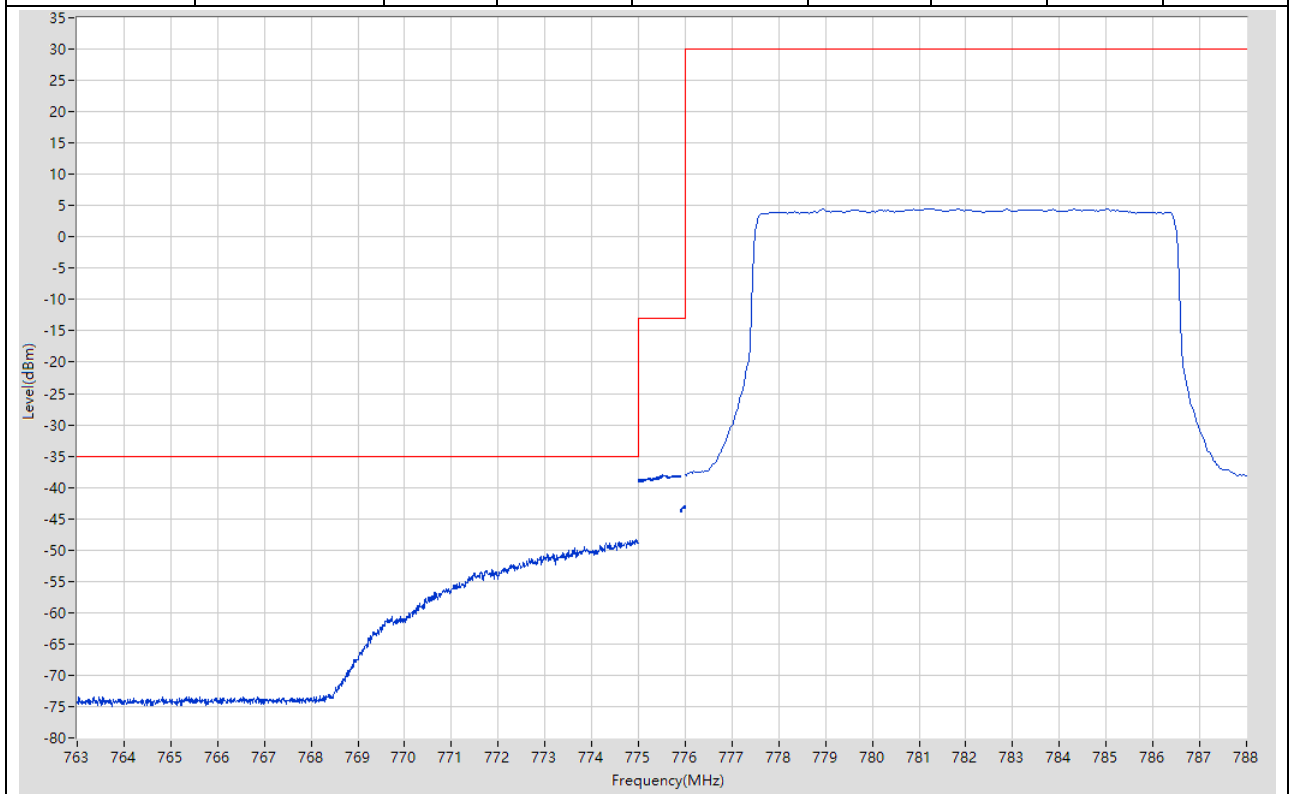
12.9. LTE Band Edge_Part22-24-27(NTNV)(Subtest:9, Channel:23230, Bandwidth:10, Modulation:QPSK, RB Number: 1, RB Position:LOW)

Start Frequency (MHz)	Stop Frequency (MHz)	RBW (MHz)	Detector	Frequency (MHz)	Power (dBm)	Limit (dBm)	Verdict	Sweep Point
763	775	0.01	RMS	773.19	-57.51	-35	Pass	1201
775	775.9	0.1	RMS	775.893	-49.42	-13	Pass	401
775.9	776	0.03	RMS	775.927	-48.85	-13	Pass	401
776	788	0.1	RMS	777.59	21.94	30	Pass	401



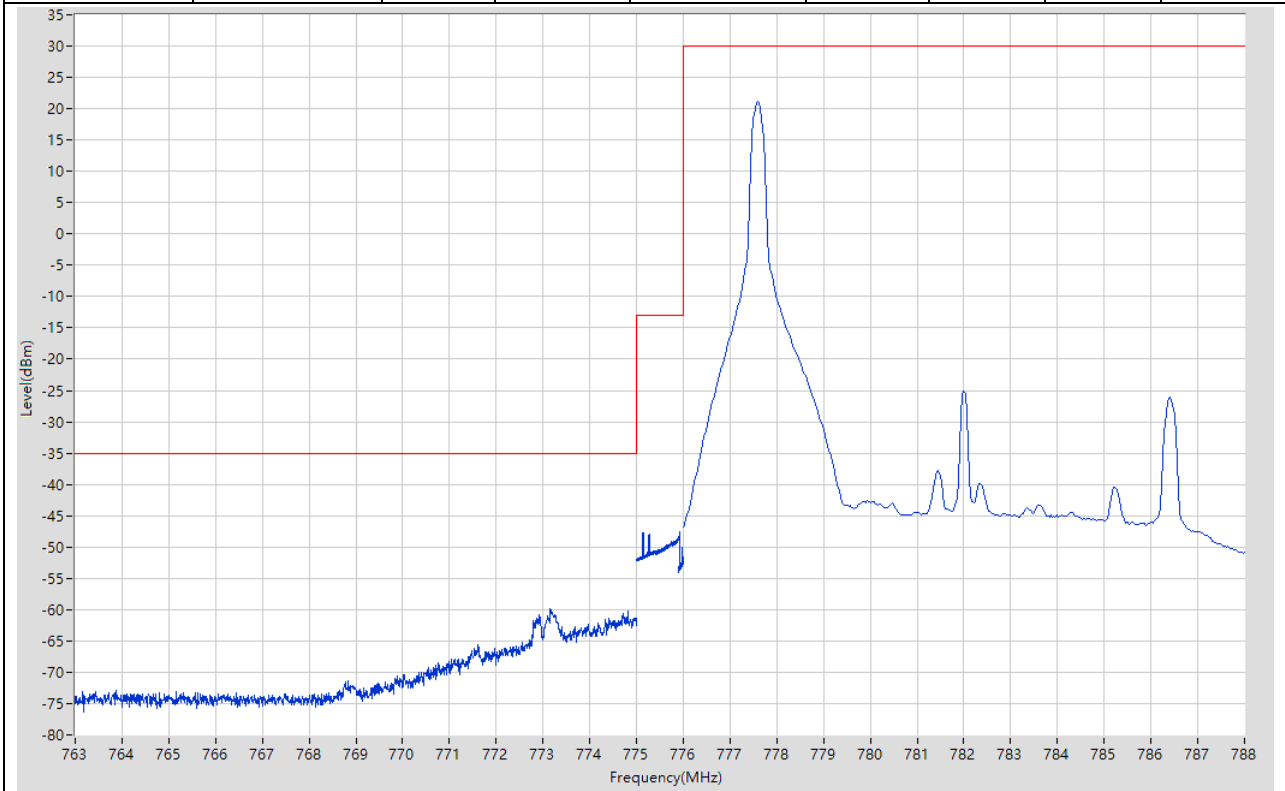
12.10. LTE Band Edge_Part22-24-27(NTNV)(Subtest:10, Channel:23230, Bandwidth:10, Modulation:QPSK, RB Number: 50, RB Position:LOW)

Start Frequency (MHz)	Stop Frequency (MHz)	RBW (MHz)	Detector	Frequency (MHz)	Power (dBm)	Limit (dBm)	Verdict	Sweep Point
763	775	0.01	RMS	774.94	-48.37	-35	Pass	1201
775	775.9	0.1	RMS	775.524	-38.01	-13	Pass	401
775.9	776	0.03	RMS	775.984	-42.98	-13	Pass	401
776	788	0.1	RMS	781.25	4.56	30	Pass	401



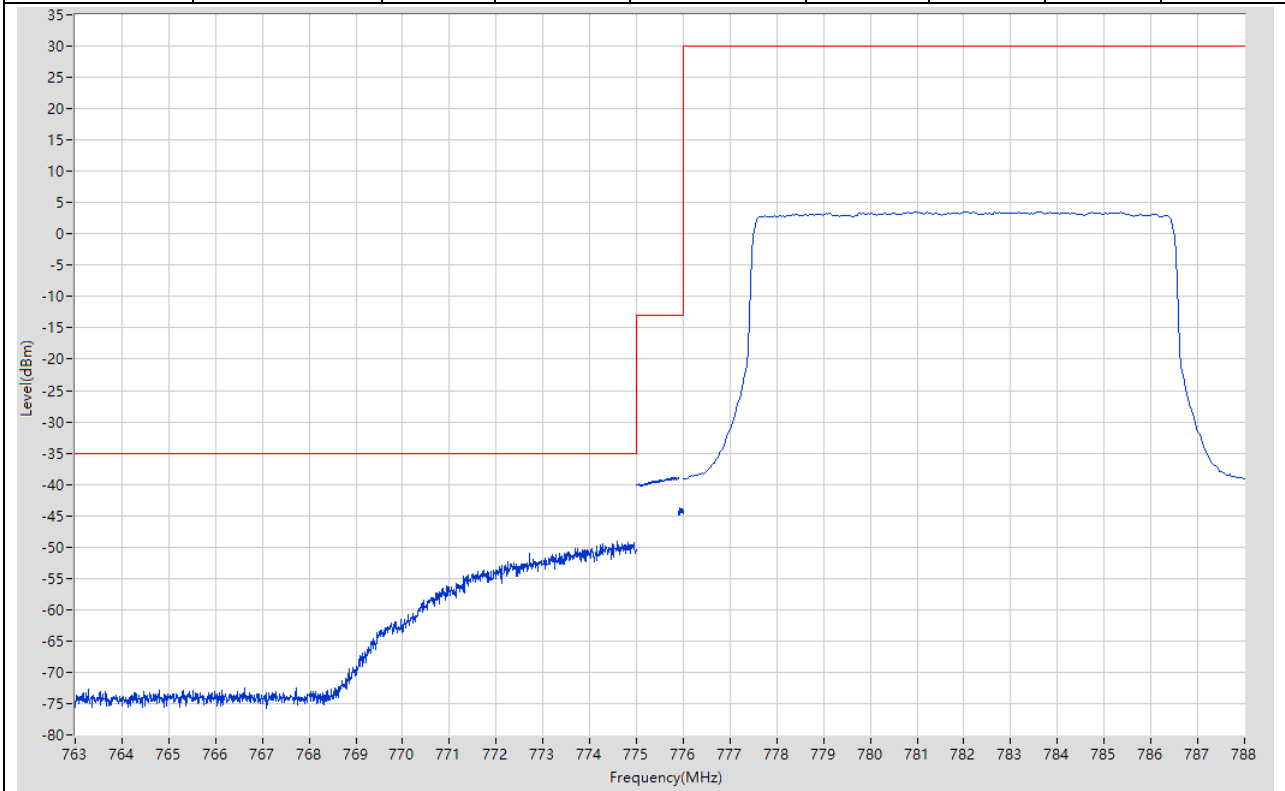
12.11. LTE Band Edge_Part22-24-27(NTNV)(Subtest:11, Channel:23230, Bandwidth:10, Modulation:Q16, RB Number: 1, RB Position:LOW)

Start Frequency (MHz)	Stop Frequency (MHz)	RBW (MHz)	Detector	Frequency (MHz)	Power (dBm)	Limit (dBm)	Verdict	Sweep Point
763	775	0.01	RMS	773.16	-59.79	-35	Pass	1201
775	775.9	0.1	RMS	775.137	-47.69	-13	Pass	401
775.9	776	0.03	RMS	775.929	-47.55	-13	Pass	401
776	788	0.1	RMS	777.59	21.21	30	Pass	401



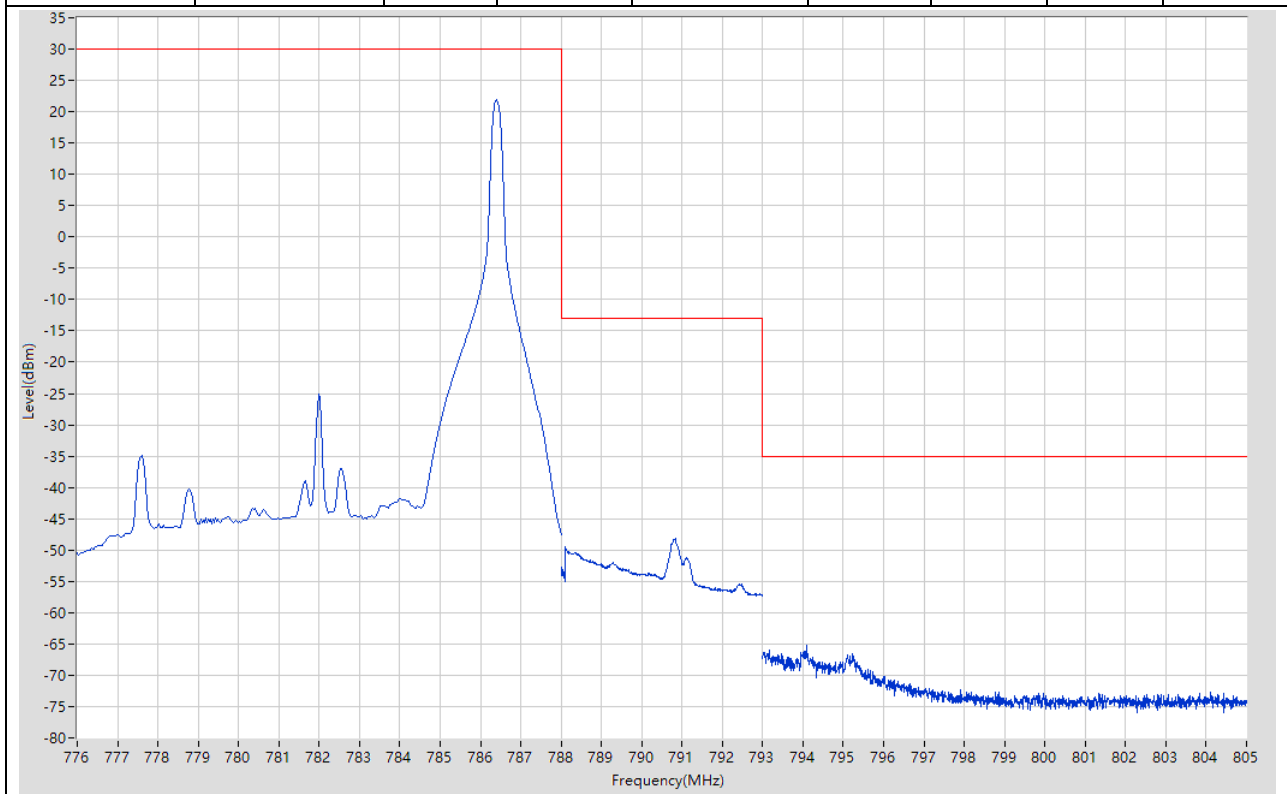
12.12. LTE Band Edge_Part22-24-27(NTNV)(Subtest:12, Channel:23230, Bandwidth:10, Modulation:Q16, RB Number: 50, RB Position:LOW)

Start Frequency (MHz)	Stop Frequency (MHz)	RBW (MHz)	Detector	Frequency (MHz)	Power (dBm)	Limit (dBm)	Verdict	Sweep Point
763	775	0.01	RMS	774.6	-49.06	-35	Pass	1201
775	775.9	0.1	RMS	775.797	-38.9	-13	Pass	401
775.9	776	0.03	RMS	775.936	-43.8	-13	Pass	401
776	788	0.1	RMS	782	3.61	30	Pass	401



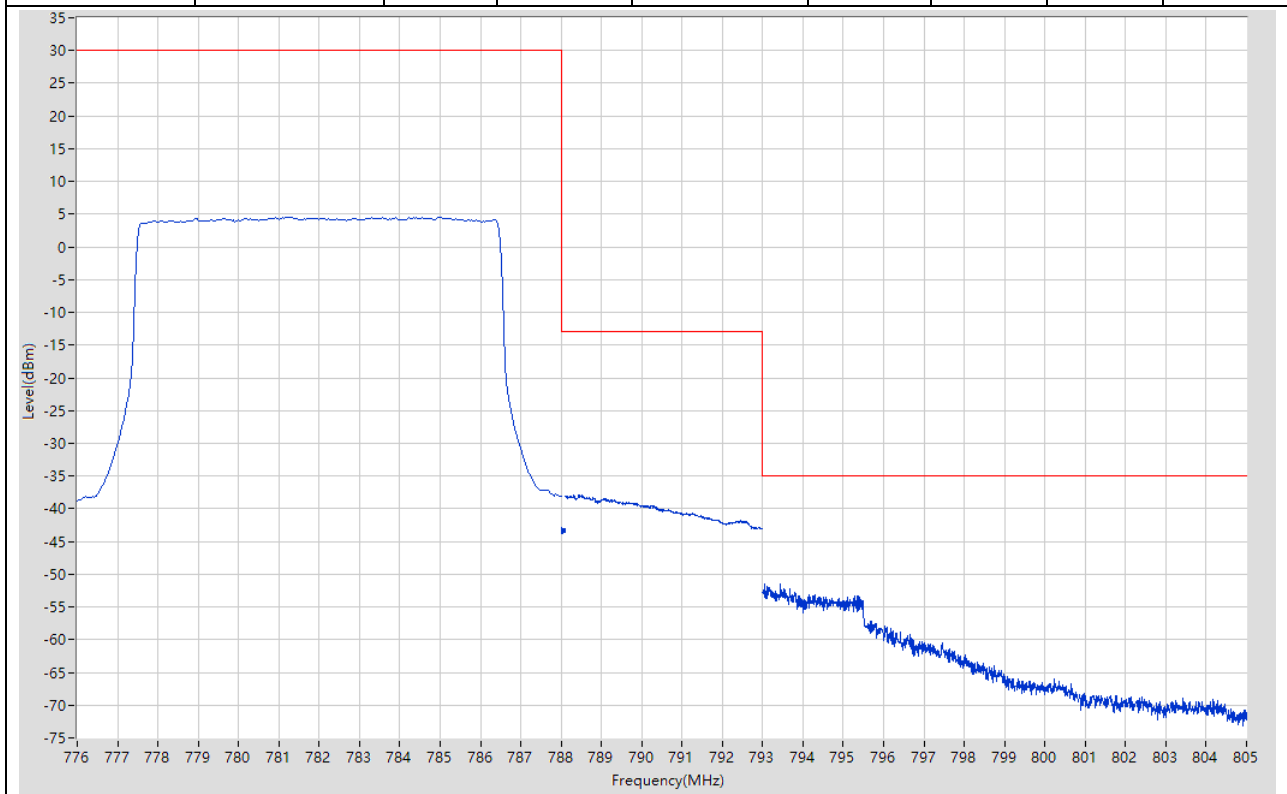
12.13. LTE Band Edge_Part22-24-27(NTNV)(Subtest:13, Channel:23230, Bandwidth:10, Modulation:QPSK, RB Number: 1, RB Position:HIGH)

Start Frequency (MHz)	Stop Frequency (MHz)	RBW (MHz)	Detector	Frequency (MHz)	Power (dBm)	Limit (dBm)	Verdict	Sweep Point
776	788	0.1	RMS	786.41	21.95	30	Pass	401
788	788.1	0.03	RMS	788.097	-49.4	-13	Pass	401
788.1	793	0.1	RMS	790.832	-48.2	-13	Pass	401
793	805	0.01	RMS	794.1	-65.25	-35	Pass	1201



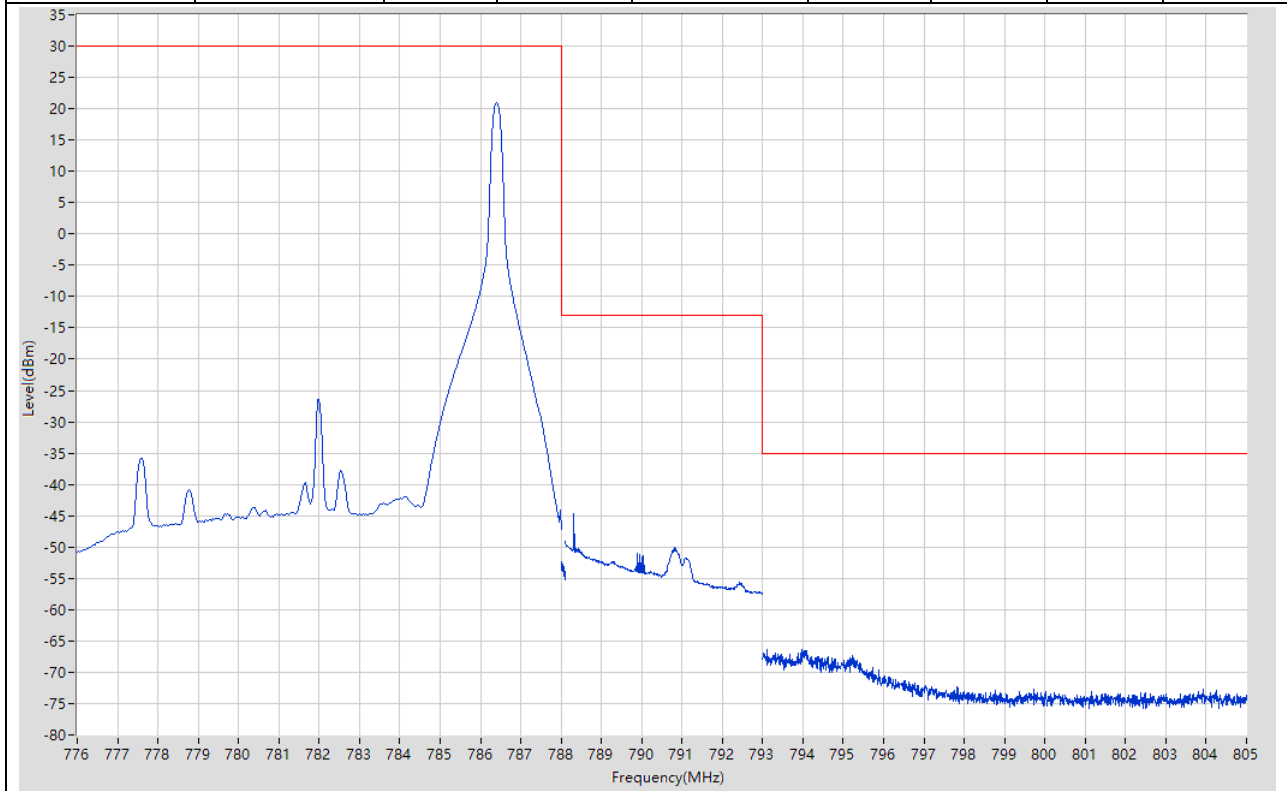
12.14. LTE Band Edge_Part22-24-27(NTNV)(Subtest:14, Channel:23230, Bandwidth:10, Modulation:QPSK, RB Number: 50, RB Position:LOW)

Start Frequency (MHz)	Stop Frequency (MHz)	RBW (MHz)	Detector	Frequency (MHz)	Power (dBm)	Limit (dBm)	Verdict	Sweep Point
776	788	0.1	RMS	781.28	4.58	30	Pass	401
788	788.1	0.03	RMS	788.01	-42.9	-13	Pass	401
788.1	793	0.1	RMS	788.455	-37.83	-13	Pass	401
793	805	0.01	RMS	793.45	-51.44	-35	Pass	1201



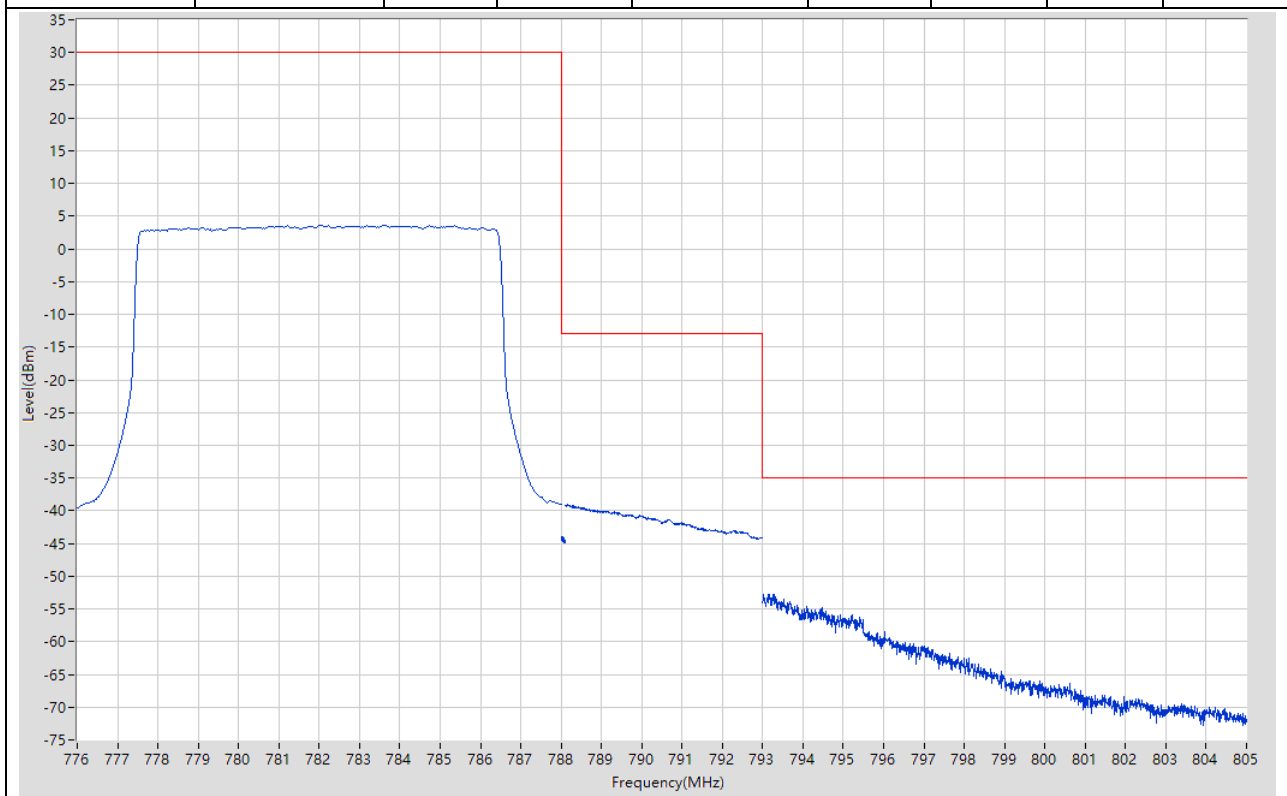
12.15. LTE Band Edge_Part22-24-27(NTNV)(Subtest:15, Channel:23230, Bandwidth:10, Modulation:Q16, RB Number: 1, RB Position:HIGH)

Start Frequency (MHz)	Stop Frequency (MHz)	RBW (MHz)	Detector	Frequency (MHz)	Power (dBm)	Limit (dBm)	Verdict	Sweep Point
776	788	0.1	RMS	786.41	21.02	30	Pass	401
788	788.1	0.03	RMS	788.003	-52.36	-13	Pass	401
788.1	793	0.1	RMS	788.321	-44.59	-13	Pass	401
793	805	0.01	RMS	793.97	-66.34	-35	Pass	1201



12.16. LTE Band Edge_Part22-24-27(NTNV)(Subtest:16, Channel:23230, Bandwidth:10, Modulation:Q16, RB Number: 50, RB Position:LOW)

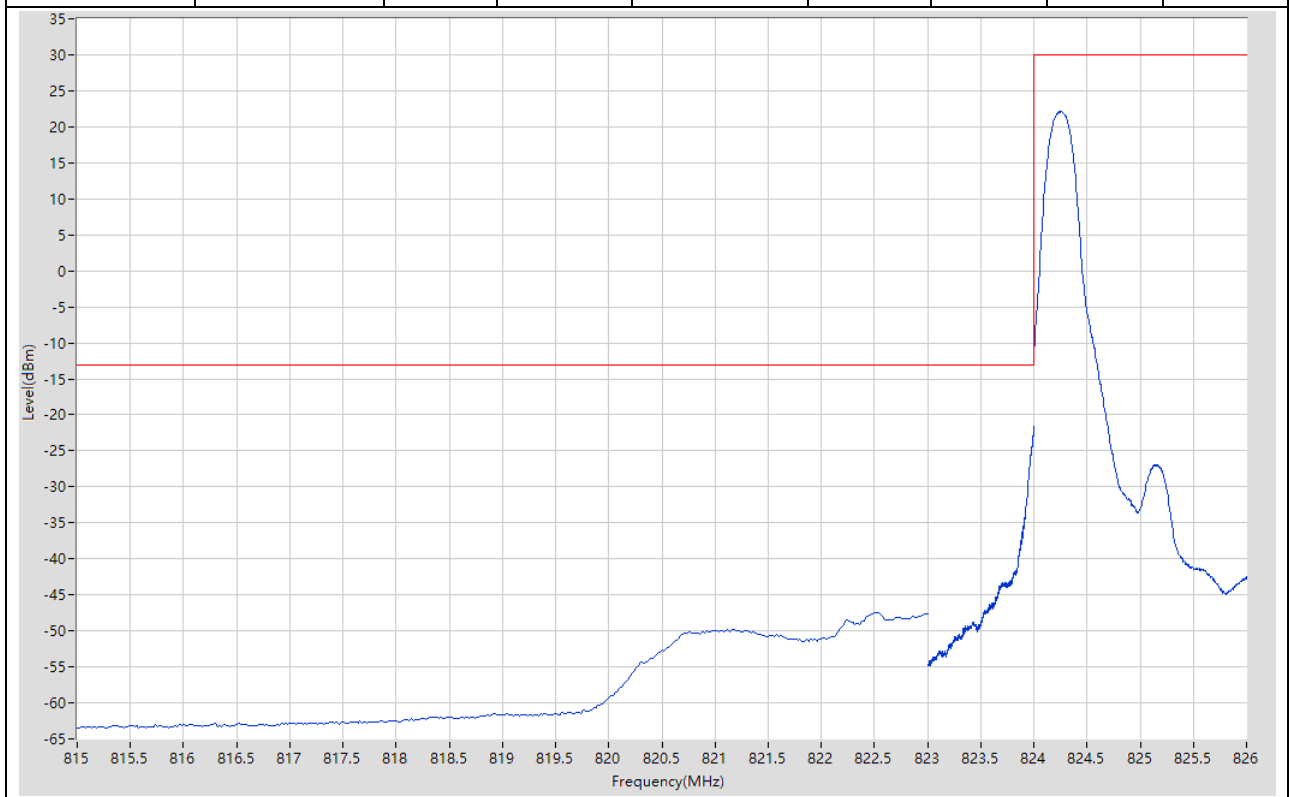
Start Frequency (MHz)	Stop Frequency (MHz)	RBW (MHz)	Detector	Frequency (MHz)	Power (dBm)	Limit (dBm)	Verdict	Sweep Point
776	788	0.1	RMS	782	3.66	30	Pass	401
788	788.1	0.03	RMS	788.033	-44.02	-13	Pass	401
788.1	793	0.1	RMS	788.174	-39.08	-13	Pass	401
793	805	0.01	RMS	793.26	-52.73	-35	Pass	1201



13. LTE_Band26(part22)

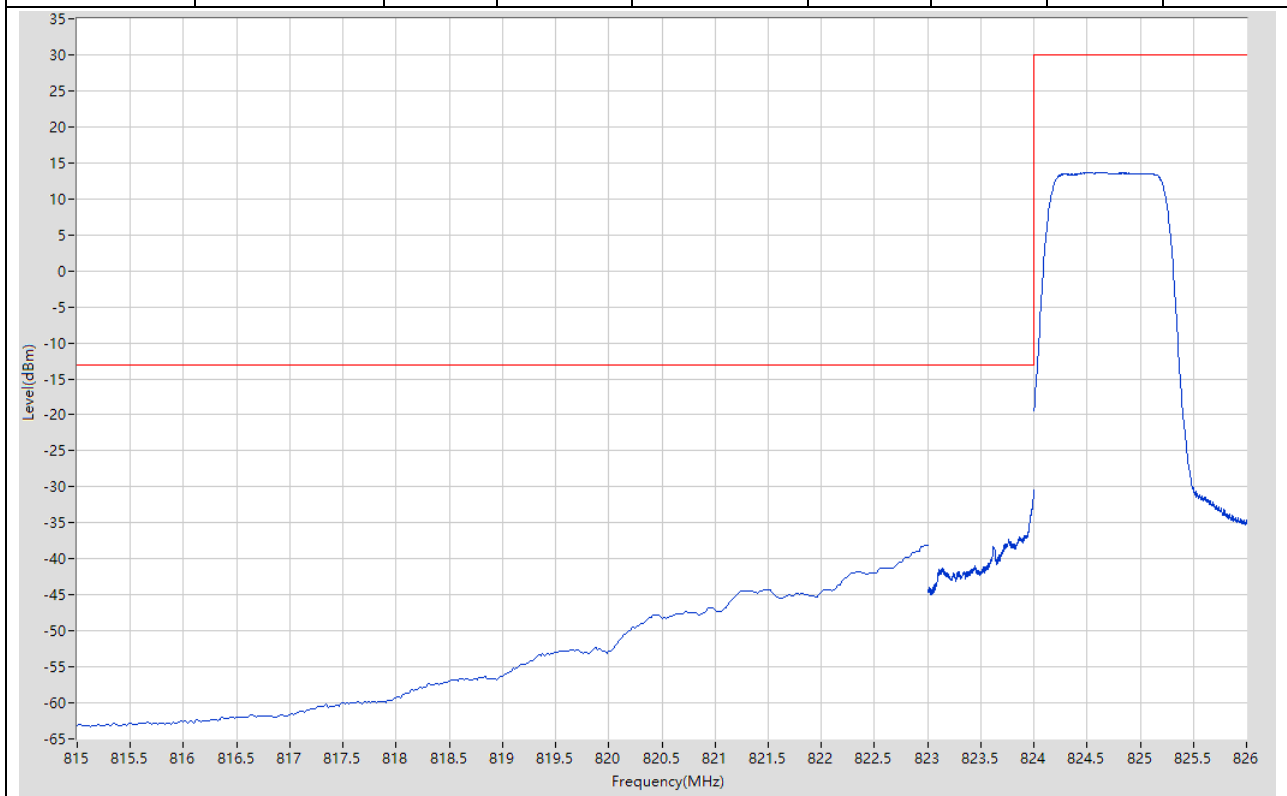
13.1. LTE Band Edge_Part22-24-27(NTNV)(Subtest:1, Channel:26797, Bandwidth:1.4, Modulation:QPSK, RB Number: 1, RB Position:LOW)

Start Frequency (MHz)	Stop Frequency (MHz)	RBW (MHz)	Detector	Frequency (MHz)	Power (dBm)	Limit (dBm)	Verdict	Sweep Point
815	823	0.1	RMS	822.5	-47.43	-13	Pass	401
823	824	0.02	RMS	824	-21.63	-13	Pass	401
824	826	0.1	RMS	824.255	22.11	30	Pass	401



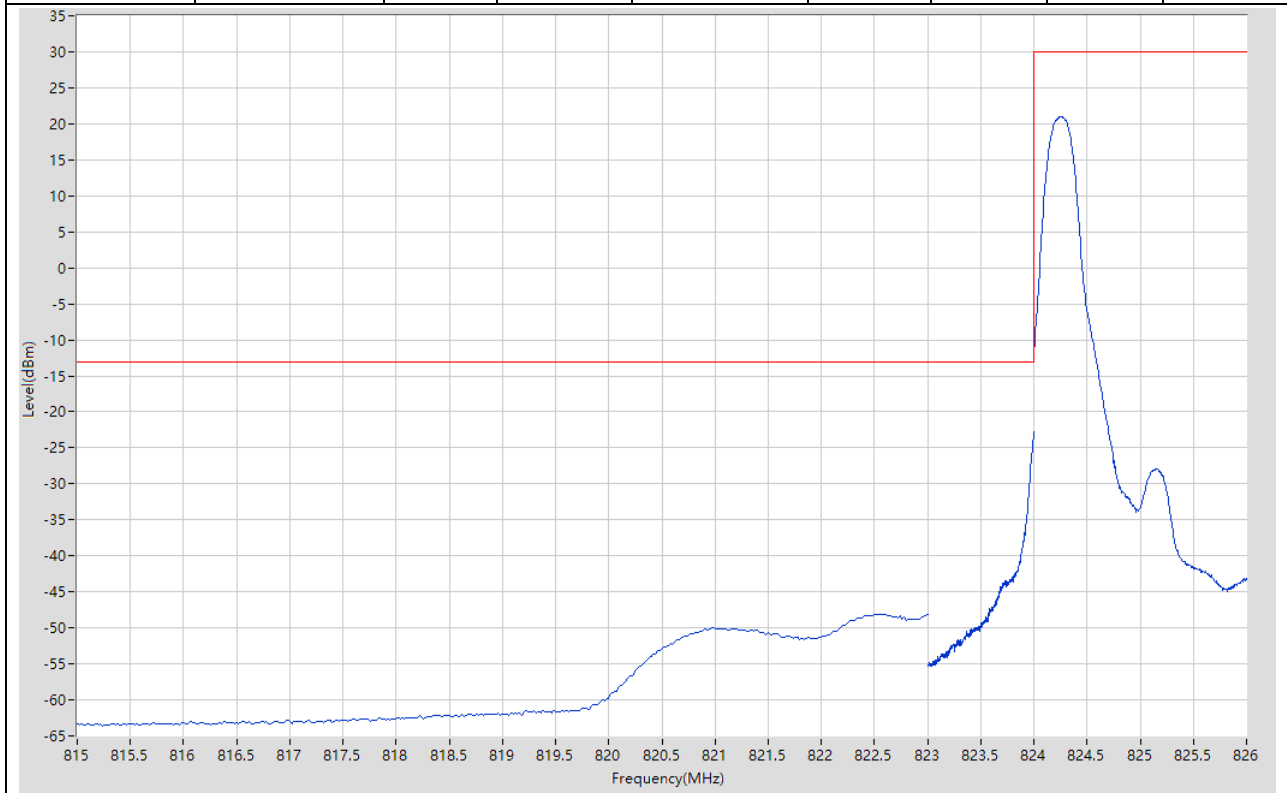
13.2. LTE Band Edge_Part22-24-27(NTNV)(Subtest:2, Channel:26797, Bandwidth:1.4, Modulation:QPSK, RB Number: 6, RB Position:LOW)

Start Frequency (MHz)	Stop Frequency (MHz)	RBW (MHz)	Detector	Frequency (MHz)	Power (dBm)	Limit (dBm)	Verdict	Sweep Point
815	823	0.1	RMS	823	-38.11	-13	Pass	401
823	824	0.02	RMS	824	-30.46	-13	Pass	401
824	826	0.1	RMS	824.65	13.71	30	Pass	401



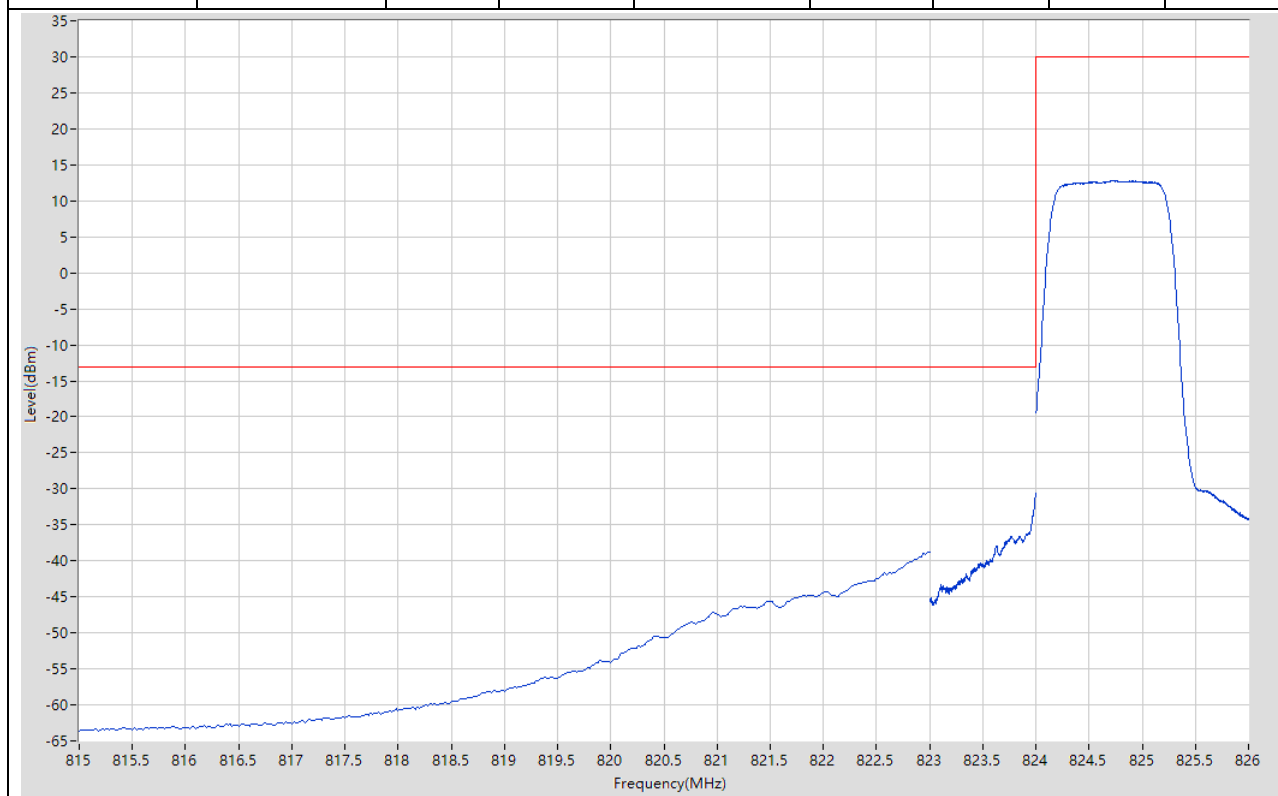
13.3. LTE Band Edge_Part22-24-27(NTNV)(Subtest:3, Channel:26797, Bandwidth:1.4, Modulation:Q16, RB Number: 1, RB Position:LOW)

Start Frequency (MHz)	Stop Frequency (MHz)	RBW (MHz)	Detector	Frequency (MHz)	Power (dBm)	Limit (dBm)	Verdict	Sweep Point
815	823	0.1	RMS	822.52	-48.11	-13	Pass	401
823	824	0.02	RMS	824	-22.75	-13	Pass	401
824	826	0.1	RMS	824.265	21.01	30	Pass	401



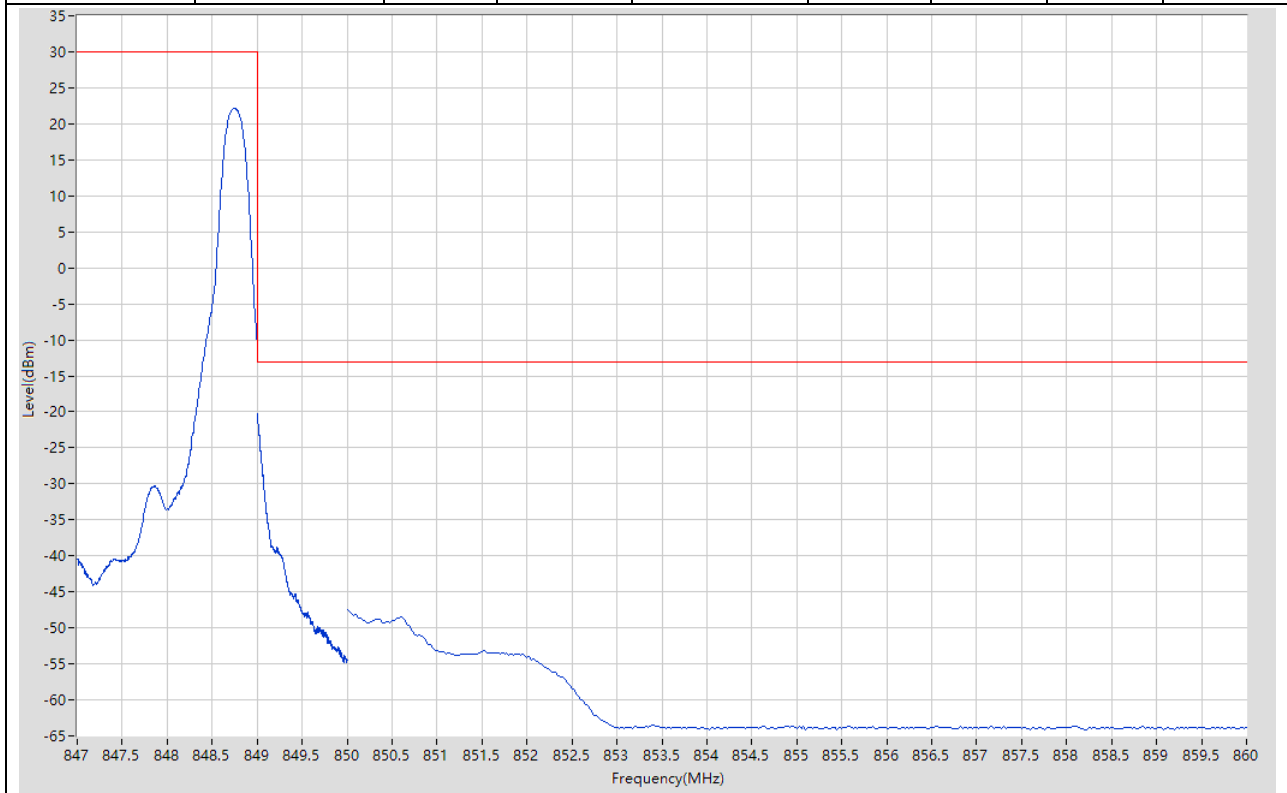
13.4. LTE Band Edge_Part22-24-27(NTNV)(Subtest:4, Channel:26797, Bandwidth:1.4, Modulation:Q16, RB Number: 6, RB Position:LOW)

Start Frequency (MHz)	Stop Frequency (MHz)	RBW (MHz)	Detector	Frequency (MHz)	Power (dBm)	Limit (dBm)	Verdict	Sweep Point
815	823	0.1	RMS	823	-38.8	-13	Pass	401
823	824	0.02	RMS	824	-30.56	-13	Pass	401
824	826	0.1	RMS	824.745	12.82	30	Pass	401



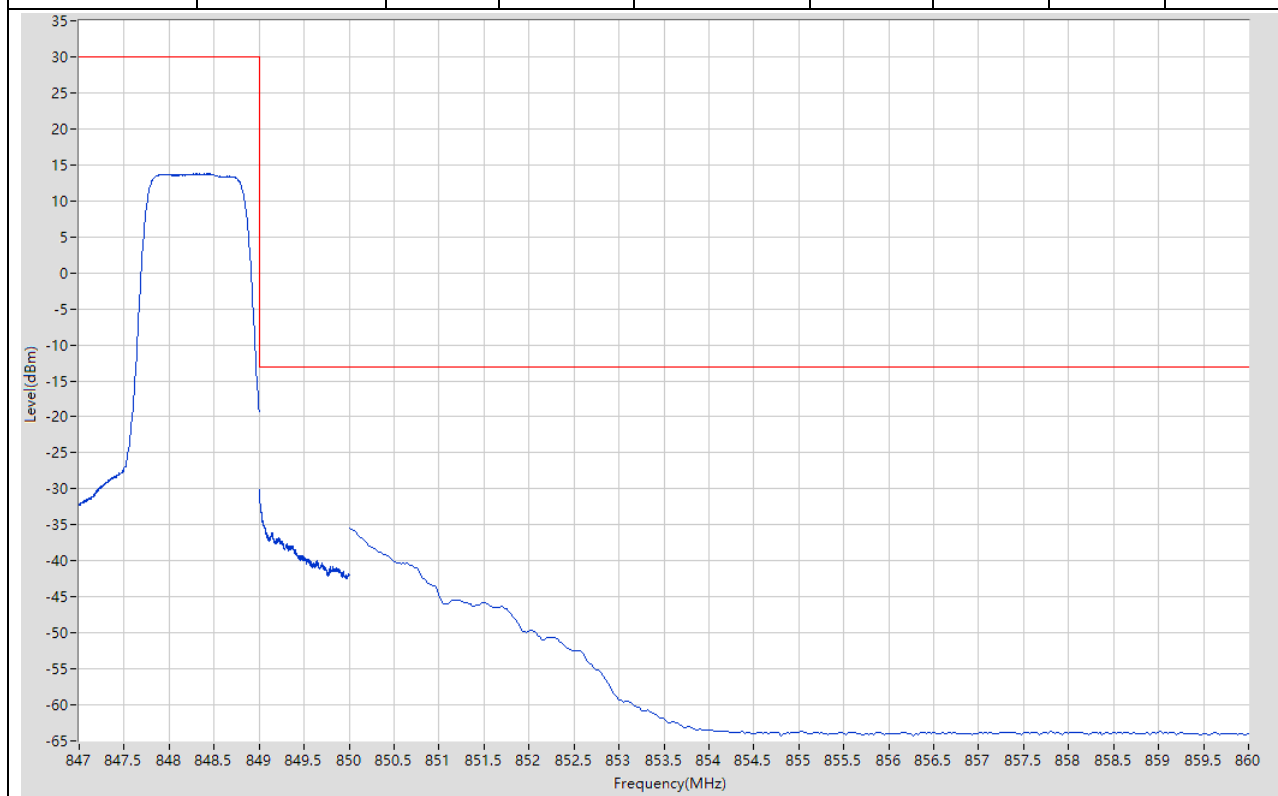
13.5. LTE Band Edge_Part22-24-27(NTNV)(Subtest:5, Channel:27033, Bandwidth:1.4, Modulation:QPSK, RB Number: 1, RB Position:HIGH)

Start Frequency (MHz)	Stop Frequency (MHz)	RBW (MHz)	Detector	Frequency (MHz)	Power (dBm)	Limit (dBm)	Verdict	Sweep Point
847	849	0.1	RMS	848.755	22.12	30	Pass	401
849	850	0.02	RMS	849	-20.33	-13	Pass	401
850	860	0.1	RMS	850	-47.46	-13	Pass	401



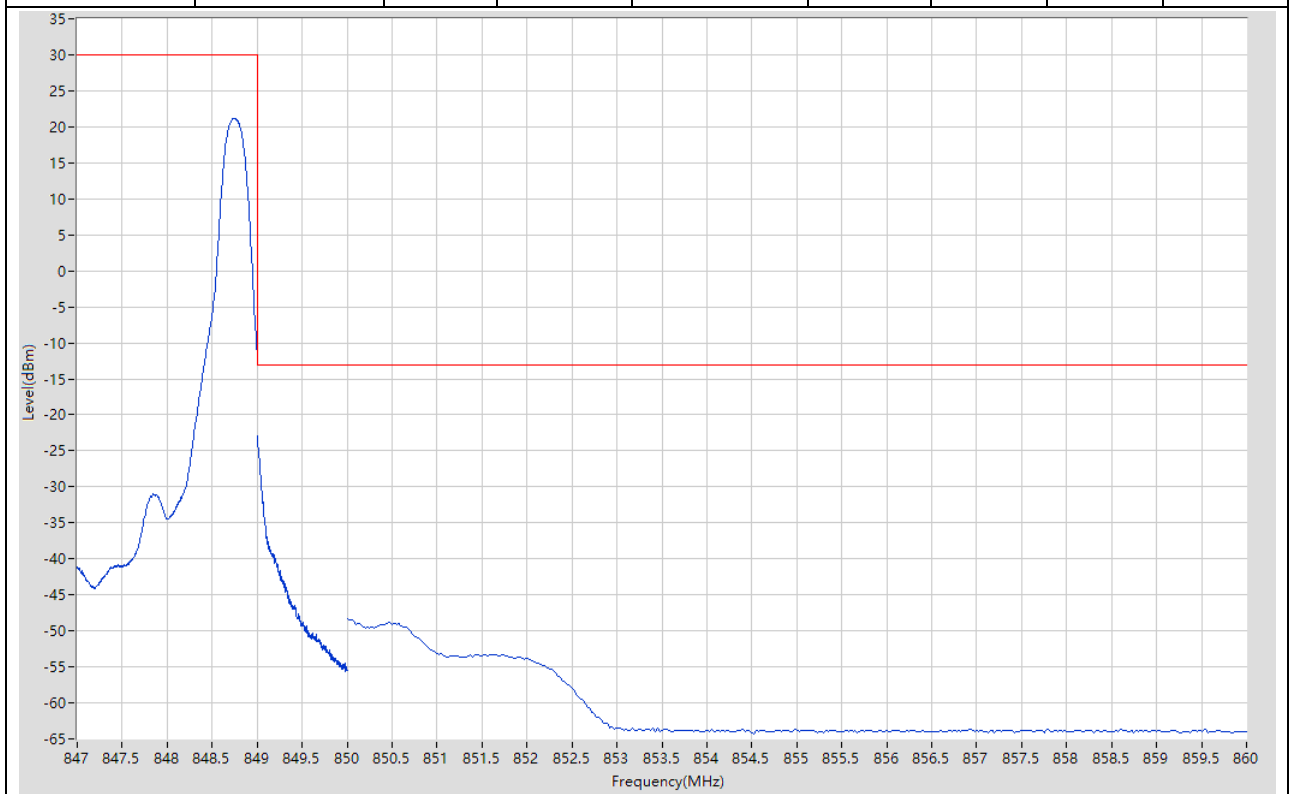
13.6. LTE Band Edge_Part22-24-27(NTNV)(Subtest:6, Channel:27033, Bandwidth:1.4, Modulation:QPSK, RB Number: 6, RB Position:HIGH)

Start Frequency (MHz)	Stop Frequency (MHz)	RBW (MHz)	Detector	Frequency (MHz)	Power (dBm)	Limit (dBm)	Verdict	Sweep Point
847	849	0.1	RMS	848.415	13.77	30	Pass	401
849	850	0.02	RMS	849	-30.11	-13	Pass	401
850	860	0.1	RMS	850	-35.41	-13	Pass	401



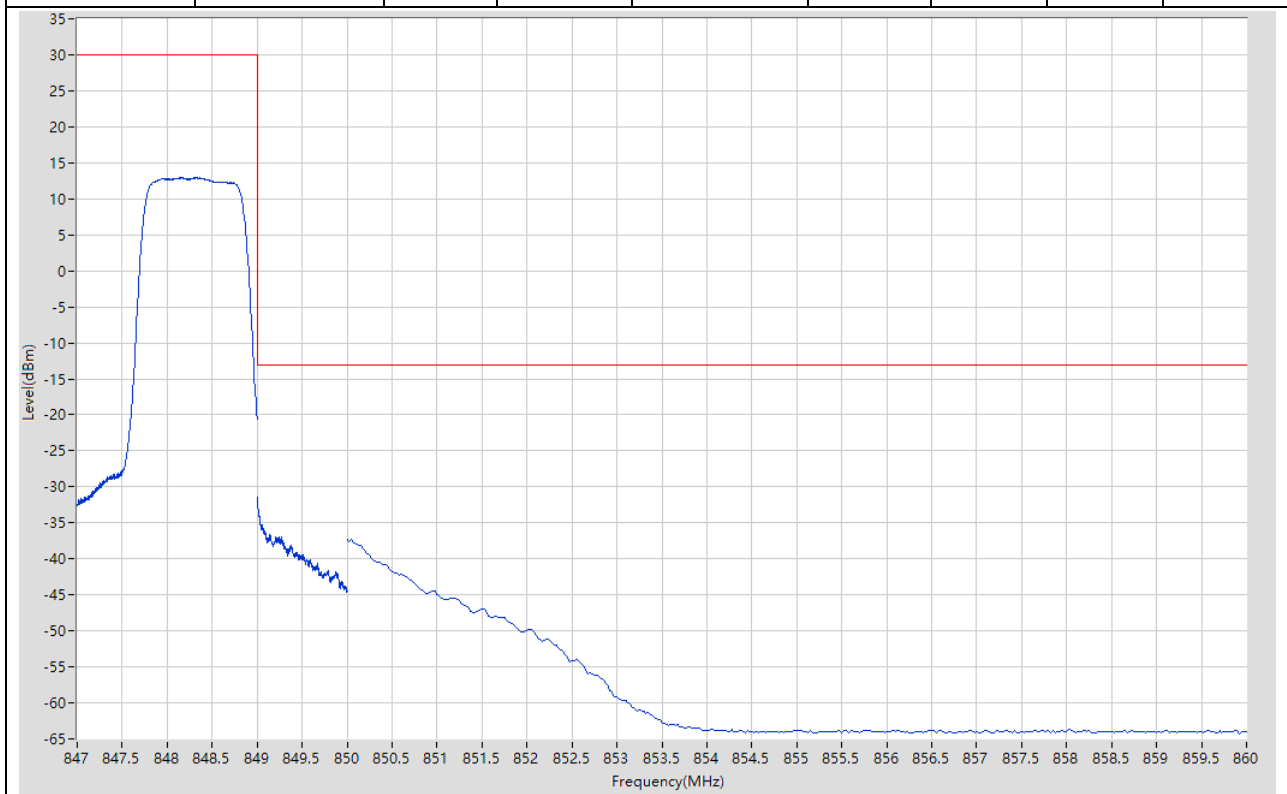
**13.7. LTE Band Edge_Part22-24-27(NTNV)(Subtest:7, Channel:27033,
Bandwidth:1.4, Modulation:Q16, RB Number: 1, RB Position:HIGH)**

Start Frequency (MHz)	Stop Frequency (MHz)	RBW (MHz)	Detector	Frequency (MHz)	Power (dBm)	Limit (dBm)	Verdict	Sweep Point
847	849	0.1	RMS	848.75	21.16	30	Pass	401
849	850	0.02	RMS	849	-22.91	-13	Pass	401
850	860	0.1	RMS	850	-48.27	-13	Pass	401



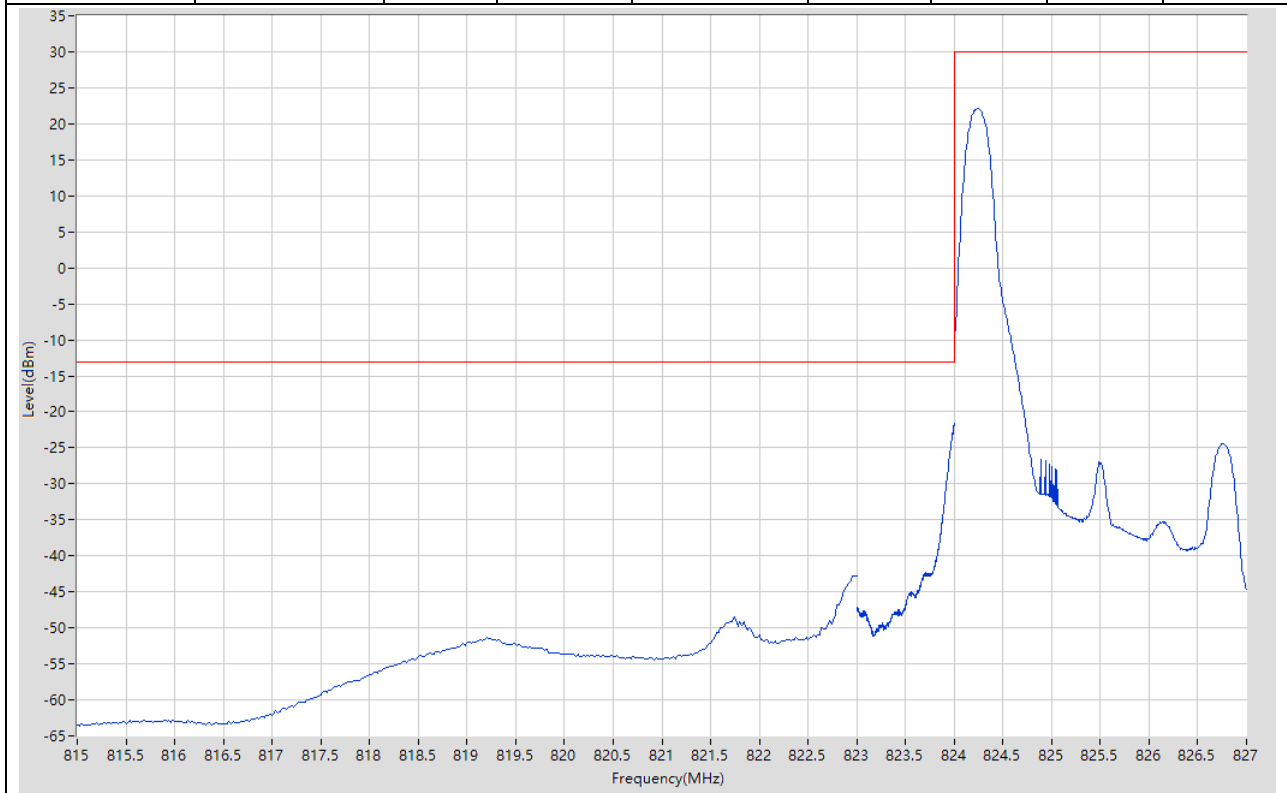
13.8. LTE Band Edge_Part22-24-27(NTNV)(Subtest:8, Channel:27033, Bandwidth:1.4, Modulation:Q16, RB Number: 6, RB Position:HIGH)

Start Frequency (MHz)	Stop Frequency (MHz)	RBW (MHz)	Detector	Frequency (MHz)	Power (dBm)	Limit (dBm)	Verdict	Sweep Point
847	849	0.1	RMS	848.32	12.91	30	Pass	401
849	850	0.02	RMS	849	-31.52	-13	Pass	401
850	860	0.1	RMS	850	-37.29	-13	Pass	401



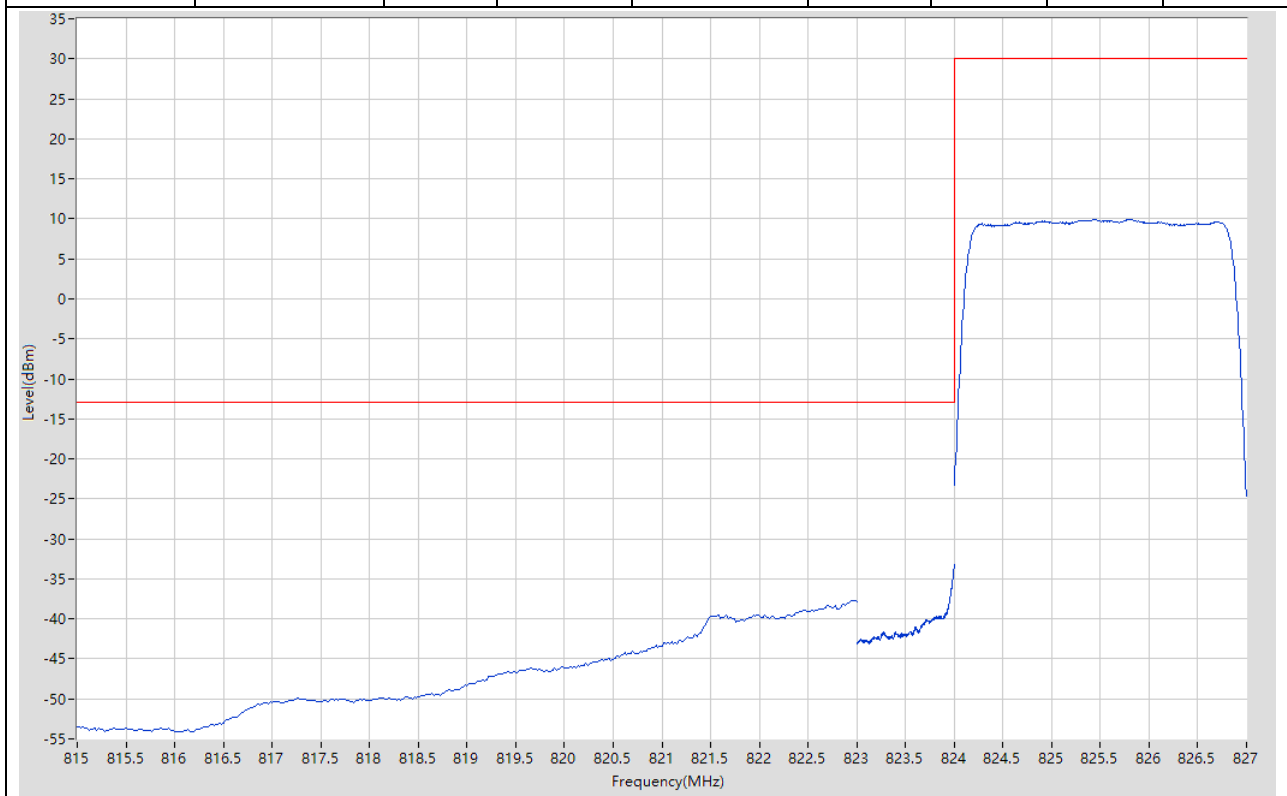
13.9. LTE Band Edge_Part22-24-27(NTNV)(Subtest:9, Channel:26805, Bandwidth:3, Modulation:QPSK, RB Number: 1, RB Position:LOW)

Start Frequency (MHz)	Stop Frequency (MHz)	RBW (MHz)	Detector	Frequency (MHz)	Power (dBm)	Limit (dBm)	Verdict	Sweep Point
815	823	0.1	RMS	823	-42.78	-13	Pass	401
823	824	0.03	RMS	824	-21.56	-13	Pass	401
824	827	0.1	RMS	824.233	22.12	30	Pass	401



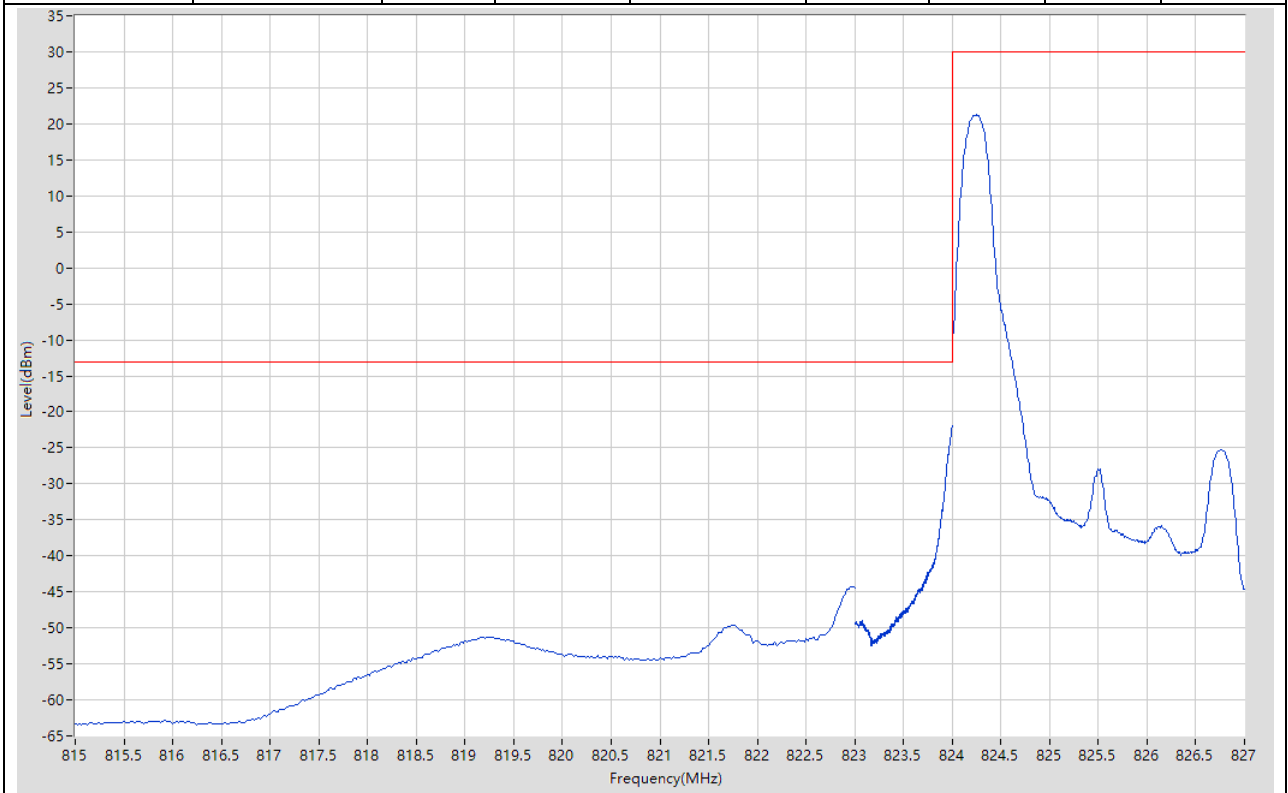
13.10. LTE Band Edge_Part22-24-27(NTNV)(Subtest:10, Channel:26805, Bandwidth:3, Modulation:QPSK, RB Number: 15, RB Position:LOW)

Start Frequency (MHz)	Stop Frequency (MHz)	RBW (MHz)	Detector	Frequency (MHz)	Power (dBm)	Limit (dBm)	Verdict	Sweep Point
815	823	0.1	RMS	822.94	-37.73	-13	Pass	401
823	824	0.03	RMS	824	-33.16	-13	Pass	401
824	827	0.1	RMS	825.448	9.96	30	Pass	401



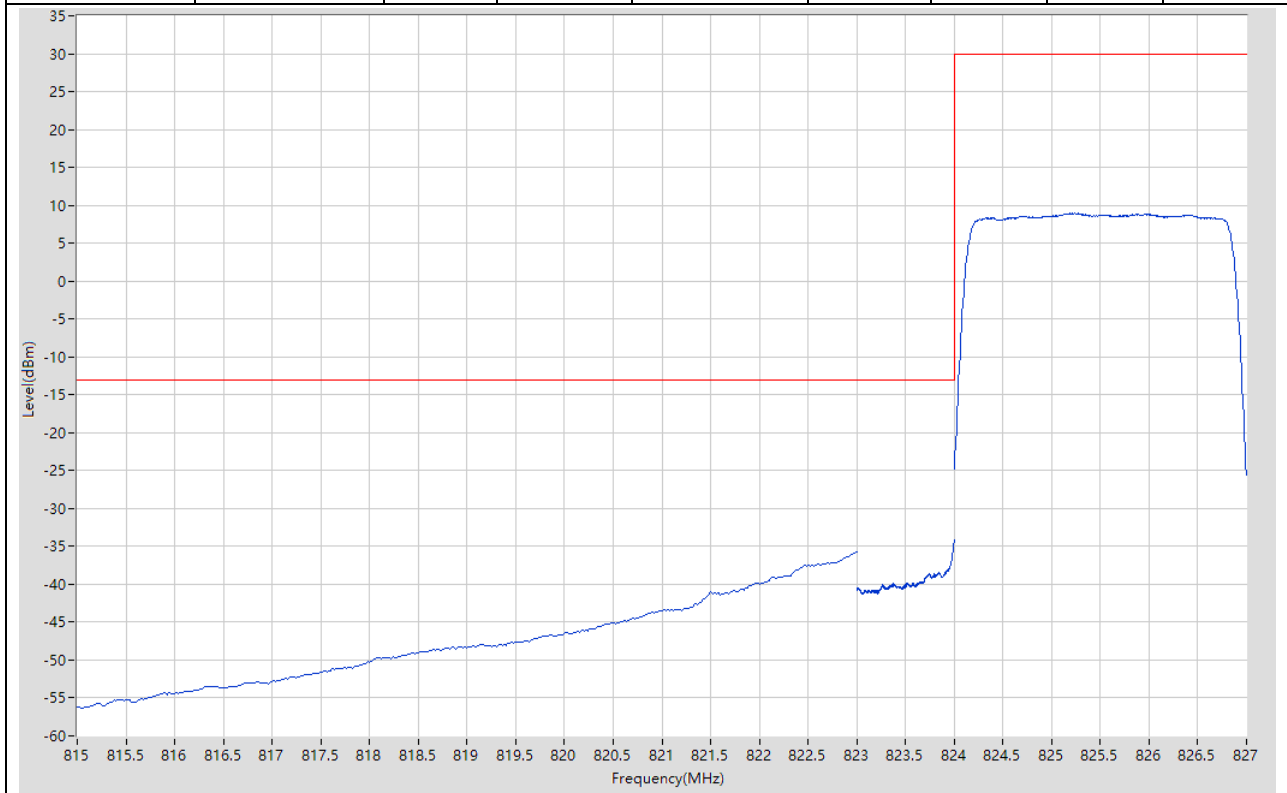
13.11. LTE Band Edge_Part22-24-27(NTNV)(Subtest:11, Channel:26805, Bandwidth:3, Modulation:Q16, RB Number: 1, RB Position:LOW)

Start Frequency (MHz)	Stop Frequency (MHz)	RBW (MHz)	Detector	Frequency (MHz)	Power (dBm)	Limit (dBm)	Verdict	Sweep Point
815	823	0.1	RMS	822.98	-44.22	-13	Pass	401
823	824	0.03	RMS	824	-21.88	-13	Pass	401
824	827	0.1	RMS	824.248	21.26	30	Pass	401



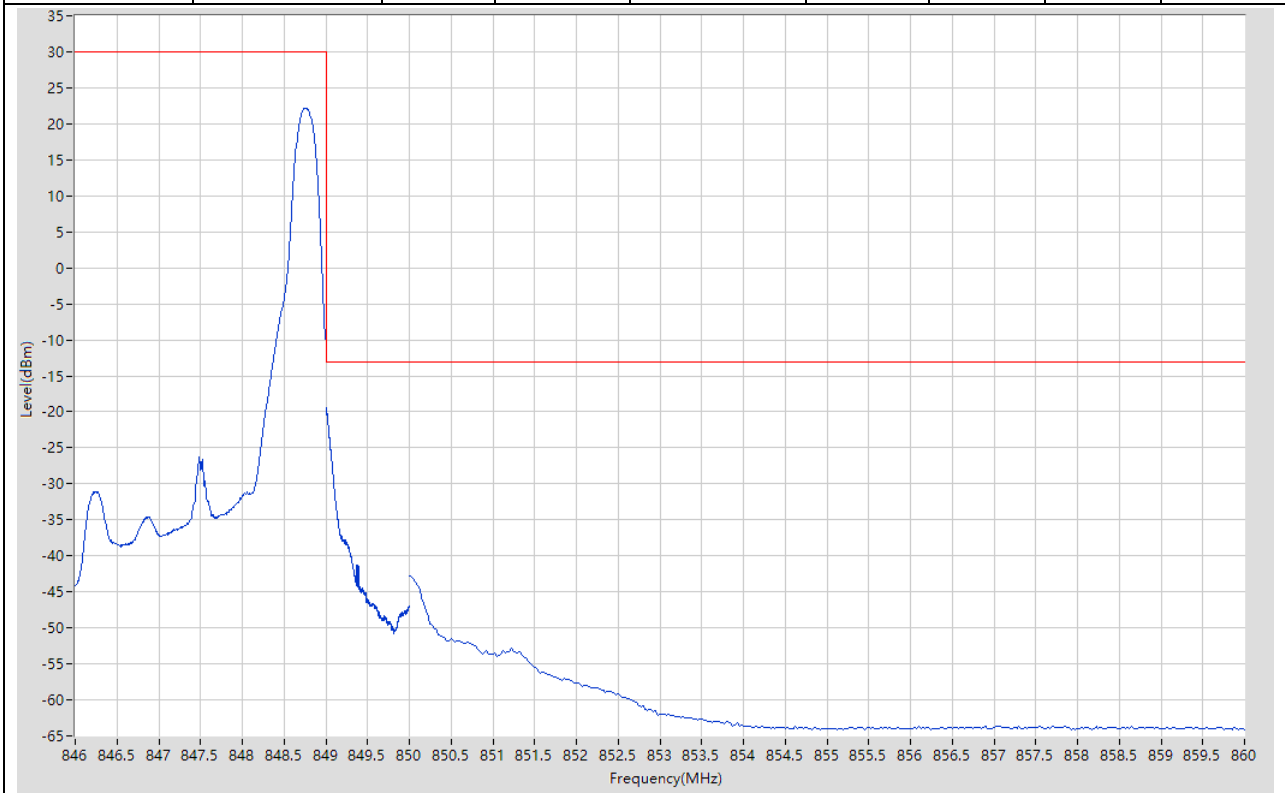
13.12. LTE Band Edge_Part22-24-27(NTNV)(Subtest:12, Channel:26805, Bandwidth:3, Modulation:Q16, RB Number: 15, RB Position:LOW)

Start Frequency (MHz)	Stop Frequency (MHz)	RBW (MHz)	Detector	Frequency (MHz)	Power (dBm)	Limit (dBm)	Verdict	Sweep Point
815	823	0.1	RMS	823	-35.77	-13	Pass	401
823	824	0.03	RMS	824	-34.07	-13	Pass	401
824	827	0.1	RMS	825.238	8.93	30	Pass	401



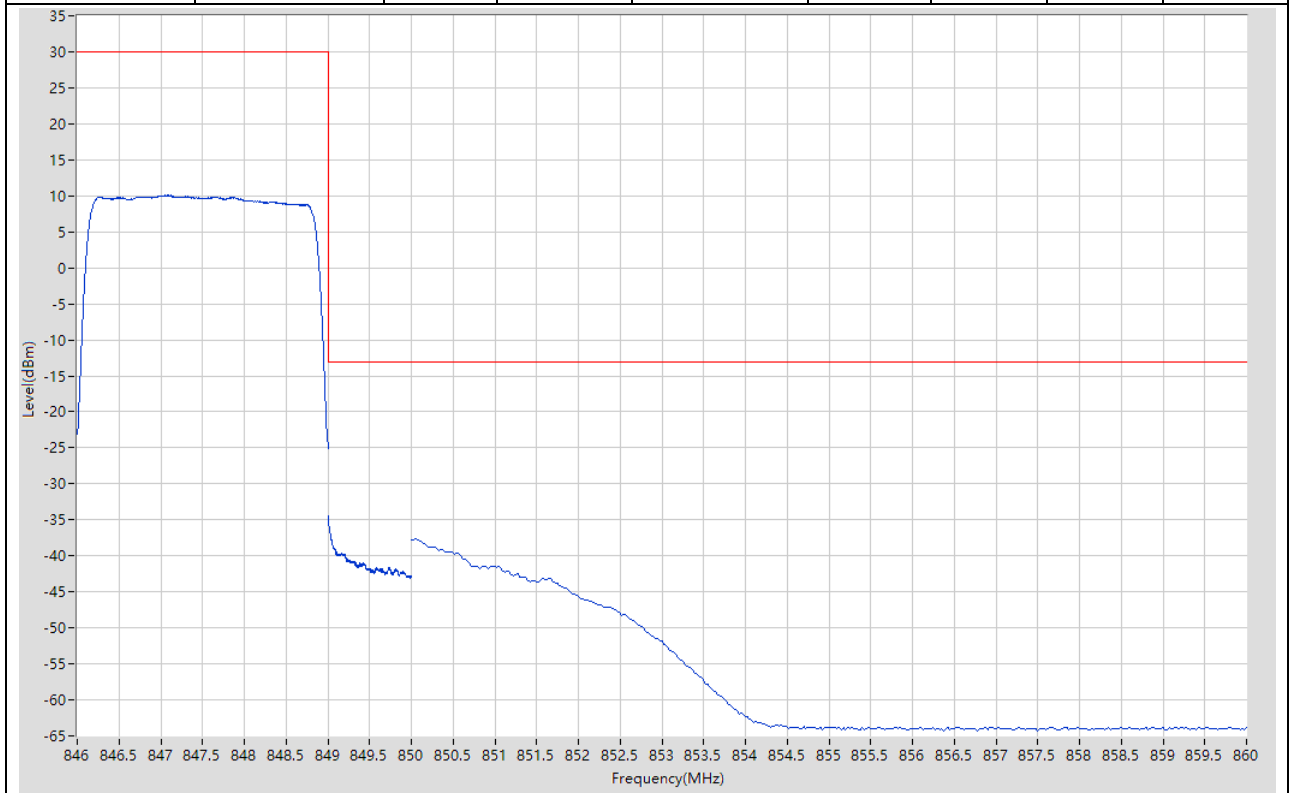
13.13. LTE Band Edge_Part22-24-27(NTNV)(Subtest:13, Channel:27025, Bandwidth:3, Modulation:QPSK, RB Number: 1, RB Position:HIGH)

Start Frequency (MHz)	Stop Frequency (MHz)	RBW (MHz)	Detector	Frequency (MHz)	Power (dBm)	Limit (dBm)	Verdict	Sweep Point
846	849	0.1	RMS	848.768	22.17	30	Pass	401
849	850	0.03	RMS	849	-19.38	-13	Pass	401
850	860	0.1	RMS	850	-42.76	-13	Pass	401



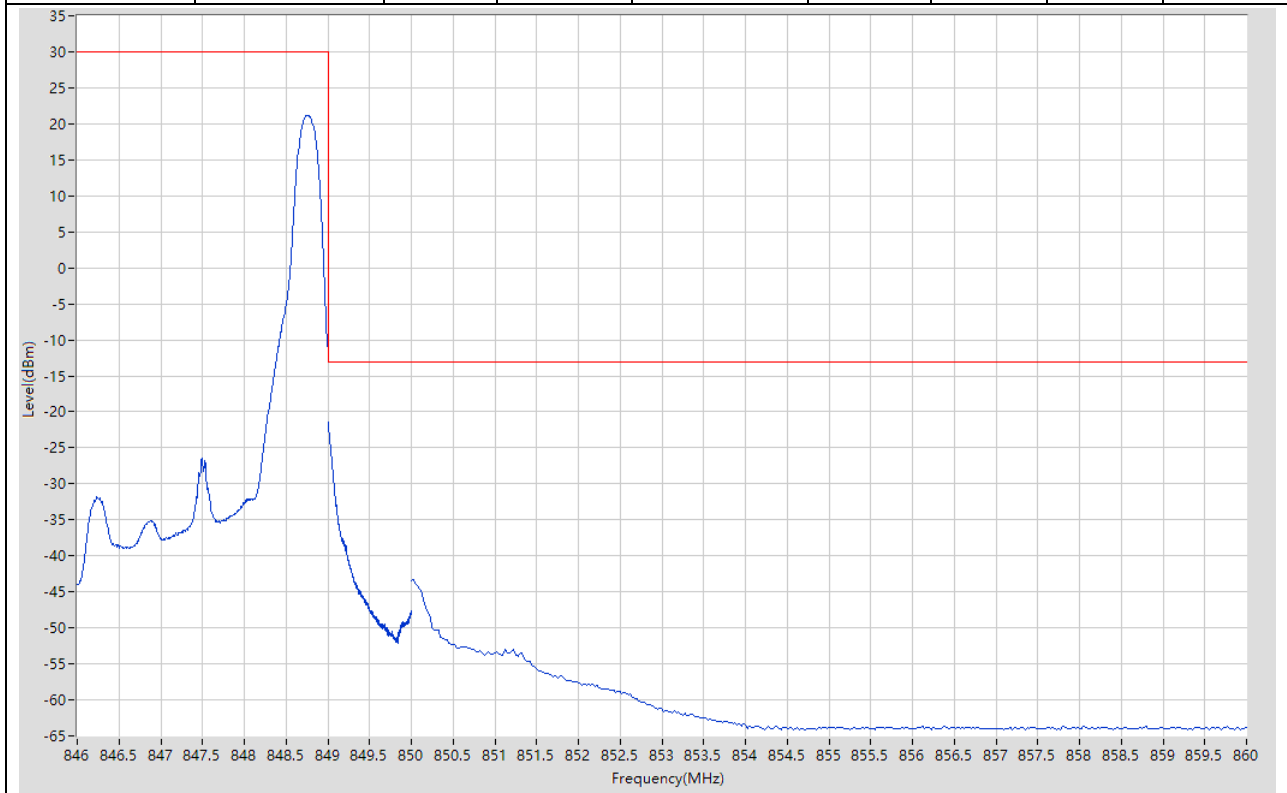
13.14. LTE Band Edge_Part22-24-27(NTNV)(Subtest:14, Channel:27025, Bandwidth:3, Modulation:QPSK, RB Number: 15, RB Position:HIGH)

Start Frequency (MHz)	Stop Frequency (MHz)	RBW (MHz)	Detector	Frequency (MHz)	Power (dBm)	Limit (dBm)	Verdict	Sweep Point
846	849	0.1	RMS	847.088	10.11	30	Pass	401
849	850	0.03	RMS	849	-34.41	-13	Pass	401
850	860	0.1	RMS	850.05	-37.68	-13	Pass	401



13.15. LTE Band Edge_Part22-24-27(NTNV)(Subtest:15, Channel:27025, Bandwidth:3, Modulation:Q16, RB Number: 1, RB Position:HIGH)

Start Frequency (MHz)	Stop Frequency (MHz)	RBW (MHz)	Detector	Frequency (MHz)	Power (dBm)	Limit (dBm)	Verdict	Sweep Point
846	849	0.1	RMS	848.768	21.16	30	Pass	401
849	850	0.03	RMS	849	-21.46	-13	Pass	401
850	860	0.1	RMS	850.025	-43.29	-13	Pass	401



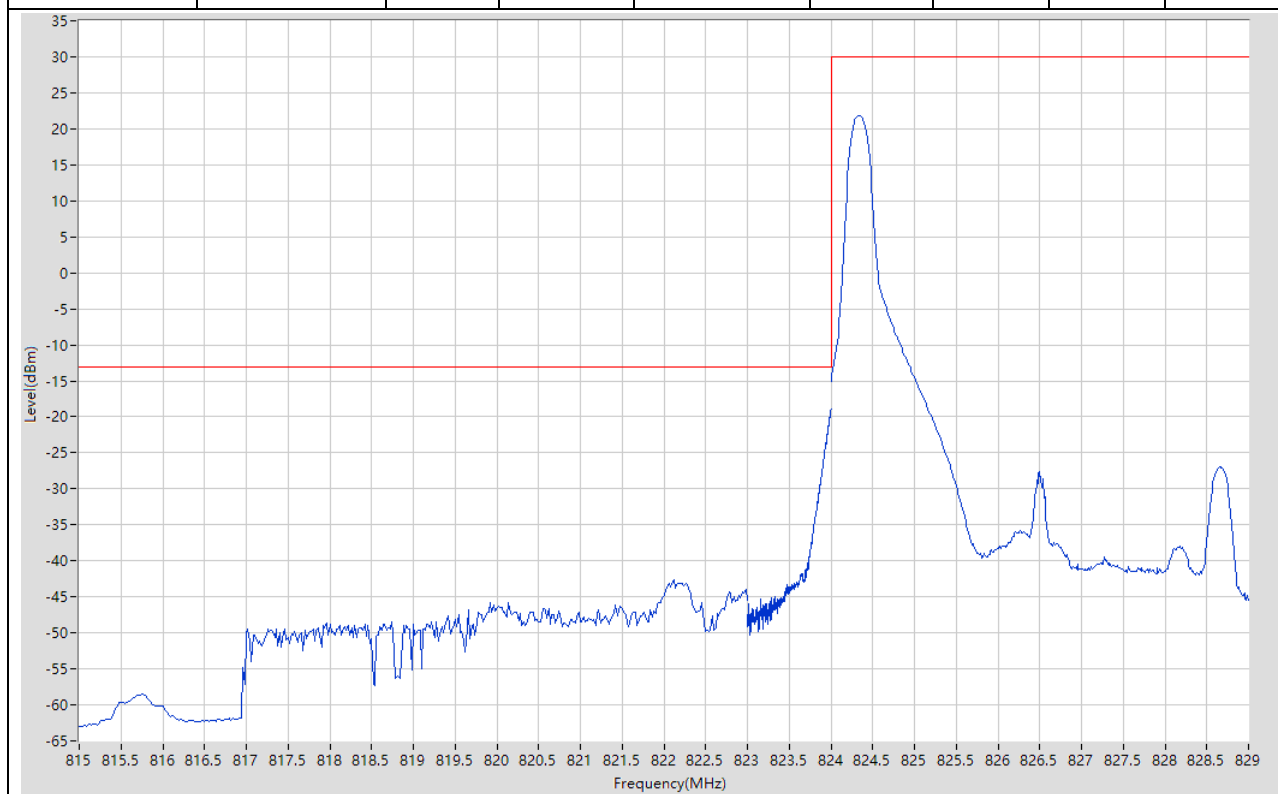
13.16. LTE Band Edge_Part22-24-27(NTNV)(Subtest:16, Channel:27025, Bandwidth:3, Modulation:Q16, RB Number: 15, RB Position:HIGH)

Start Frequency (MHz)	Stop Frequency (MHz)	RBW (MHz)	Detector	Frequency (MHz)	Power (dBm)	Limit (dBm)	Verdict	Sweep Point
846	849	0.1	RMS	846.93	8.92	30	Pass	401
849	850	0.03	RMS	849.003	-34.84	-13	Pass	401
850	860	0.1	RMS	850.025	-36.59	-13	Pass	401



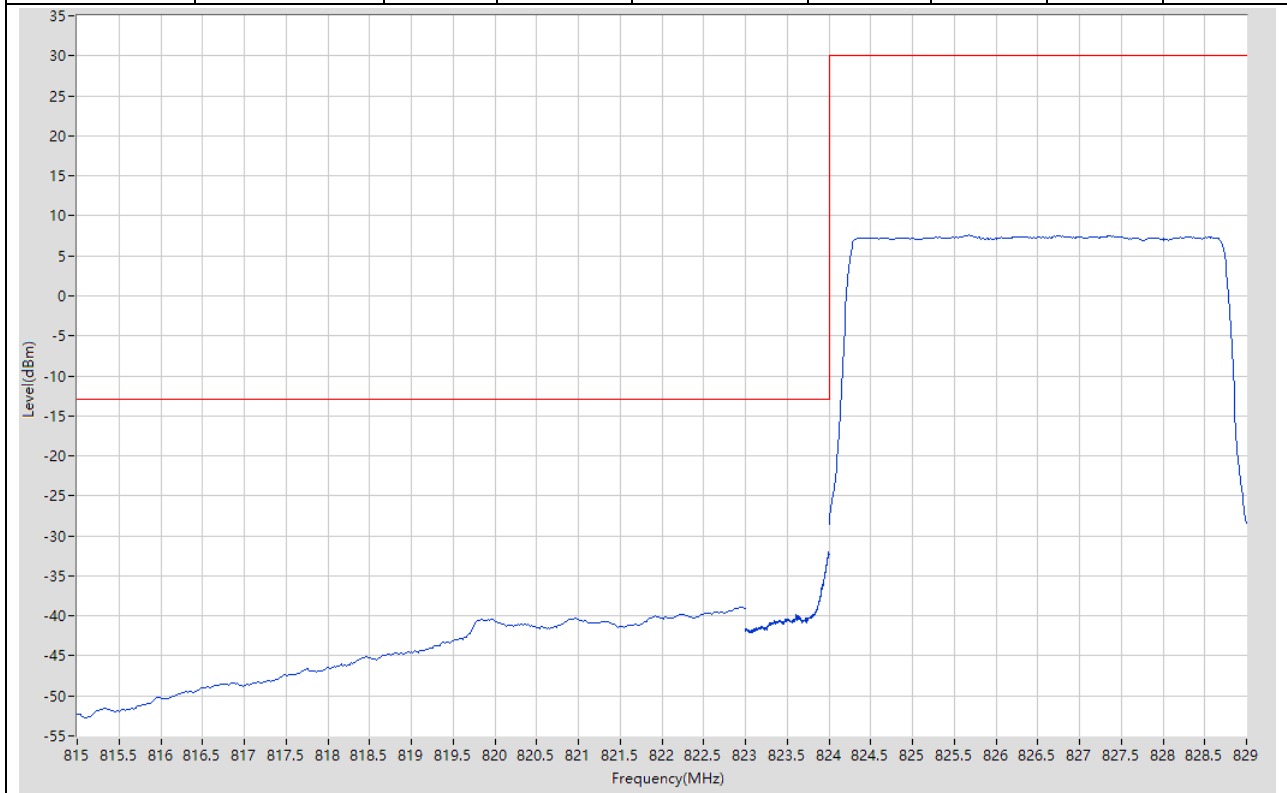
13.17. LTE Band Edge_Part22-24-27(NTNV)(Subtest:17, Channel:26815, Bandwidth:5, Modulation:QPSK, RB Number: 1, RB Position:LOW)

Start Frequency (MHz)	Stop Frequency (MHz)	RBW (MHz)	Detector	Frequency (MHz)	Power (dBm)	Limit (dBm)	Verdict	Sweep Point
815	823	0.1	RMS	822.12	-42.66	-13	Pass	401
823	824	0.051	RMS	824	-18.95	-13	Pass	401
824	829	0.1	RMS	824.338	21.8	30	Pass	401



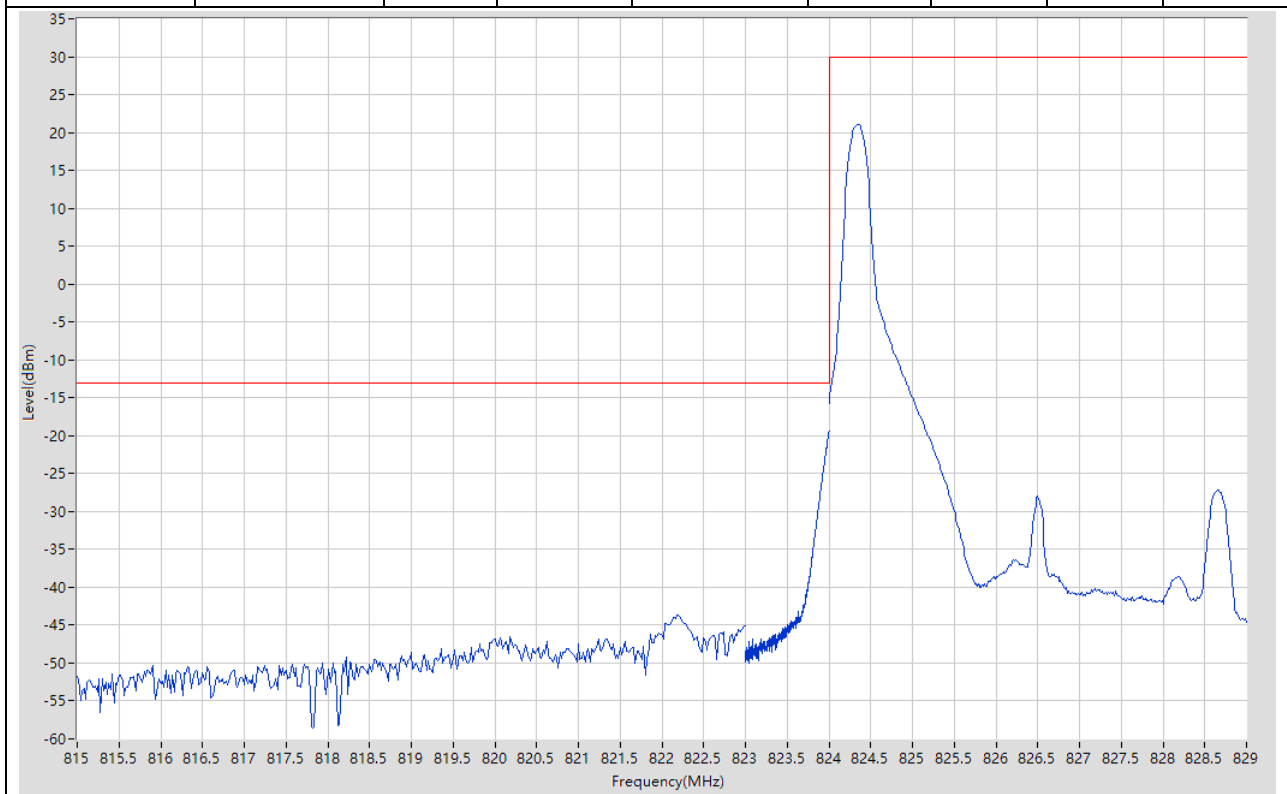
13.18. LTE Band Edge_Part22-24-27(NTNV)(Subtest:18, Channel:26815, Bandwidth:5, Modulation:QPSK, RB Number: 25, RB Position:LOW)

Start Frequency (MHz)	Stop Frequency (MHz)	RBW (MHz)	Detector	Frequency (MHz)	Power (dBm)	Limit (dBm)	Verdict	Sweep Point
815	823	0.1	RMS	822.94	-38.9	-13	Pass	401
823	824	0.051	RMS	823.998	-32.05	-13	Pass	401
824	829	0.1	RMS	825.675	7.65	30	Pass	401



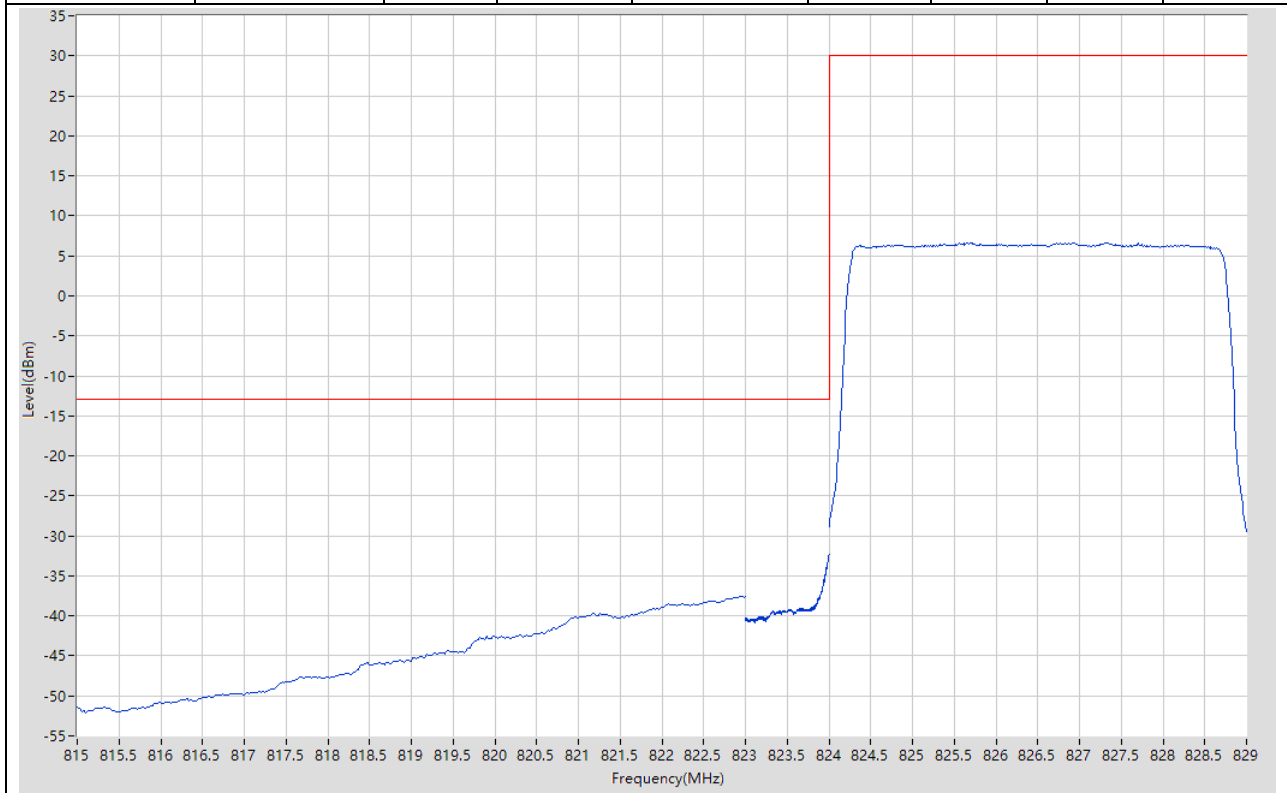
13.19. LTE Band Edge_Part22-24-27(NTNV)(Subtest:19, Channel:26815, Bandwidth:5, Modulation:Q16, RB Number: 1, RB Position:LOW)

Start Frequency (MHz)	Stop Frequency (MHz)	RBW (MHz)	Detector	Frequency (MHz)	Power (dBm)	Limit (dBm)	Verdict	Sweep Point
815	823	0.1	RMS	822.2	-43.6	-13	Pass	401
823	824	0.051	RMS	824	-19.45	-13	Pass	401
824	829	0.1	RMS	824.35	21.03	30	Pass	401



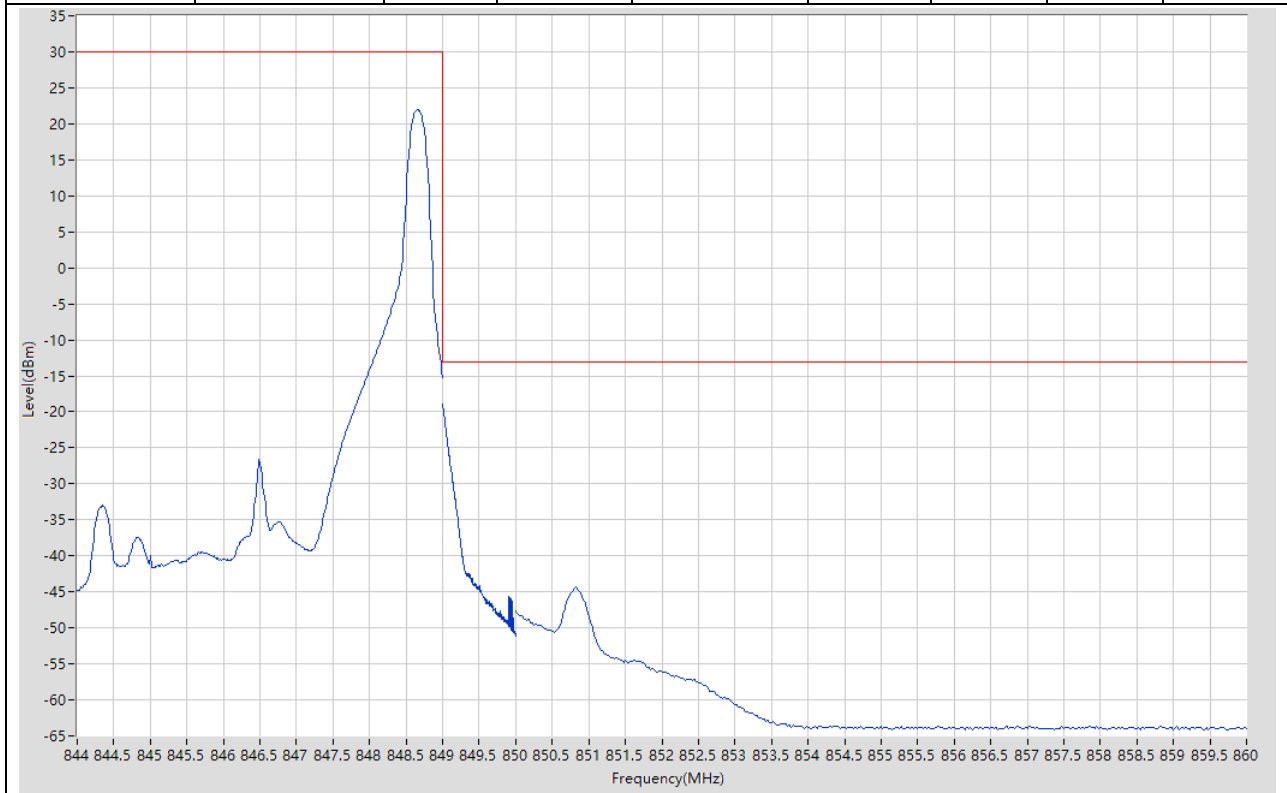
13.20. LTE Band Edge_Part22-24-27(NTNV)(Subtest:20, Channel:26815, Bandwidth:5, Modulation:Q16, RB Number: 25, RB Position:LOW)

Start Frequency (MHz)	Stop Frequency (MHz)	RBW (MHz)	Detector	Frequency (MHz)	Power (dBm)	Limit (dBm)	Verdict	Sweep Point
815	823	0.1	RMS	822.94	-37.56	-13	Pass	401
823	824	0.051	RMS	824	-32.38	-13	Pass	401
824	829	0.1	RMS	826.875	6.64	30	Pass	401



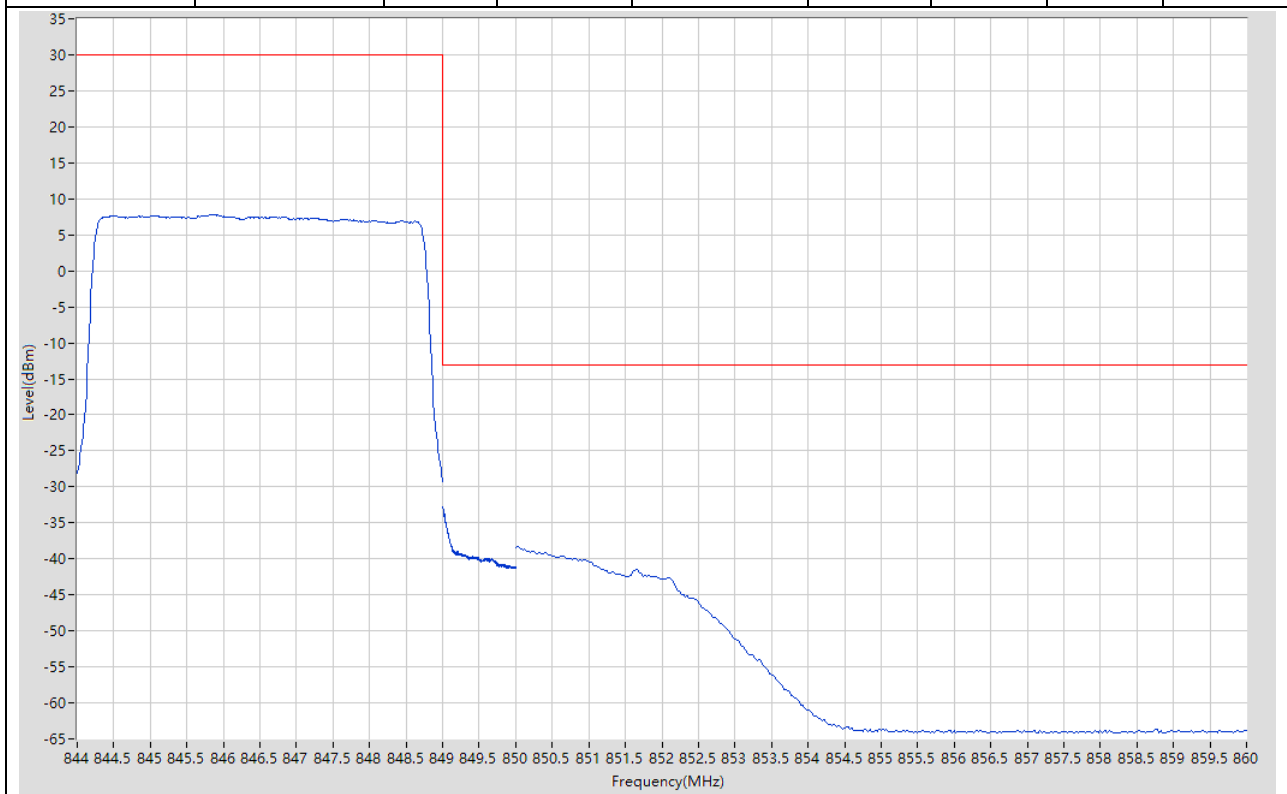
13.21. LTE Band Edge_Part22-24-27(NTNV)(Subtest:21, Channel:27015, Bandwidth:5, Modulation:QPSK, RB Number: 1, RB Position:HIGH)

Start Frequency (MHz)	Stop Frequency (MHz)	RBW (MHz)	Detector	Frequency (MHz)	Power (dBm)	Limit (dBm)	Verdict	Sweep Point
844	849	0.1	RMS	848.663	21.99	30	Pass	401
849	850	0.051	RMS	849	-18.87	-13	Pass	401
850	860	0.1	RMS	850.825	-44.36	-13	Pass	401



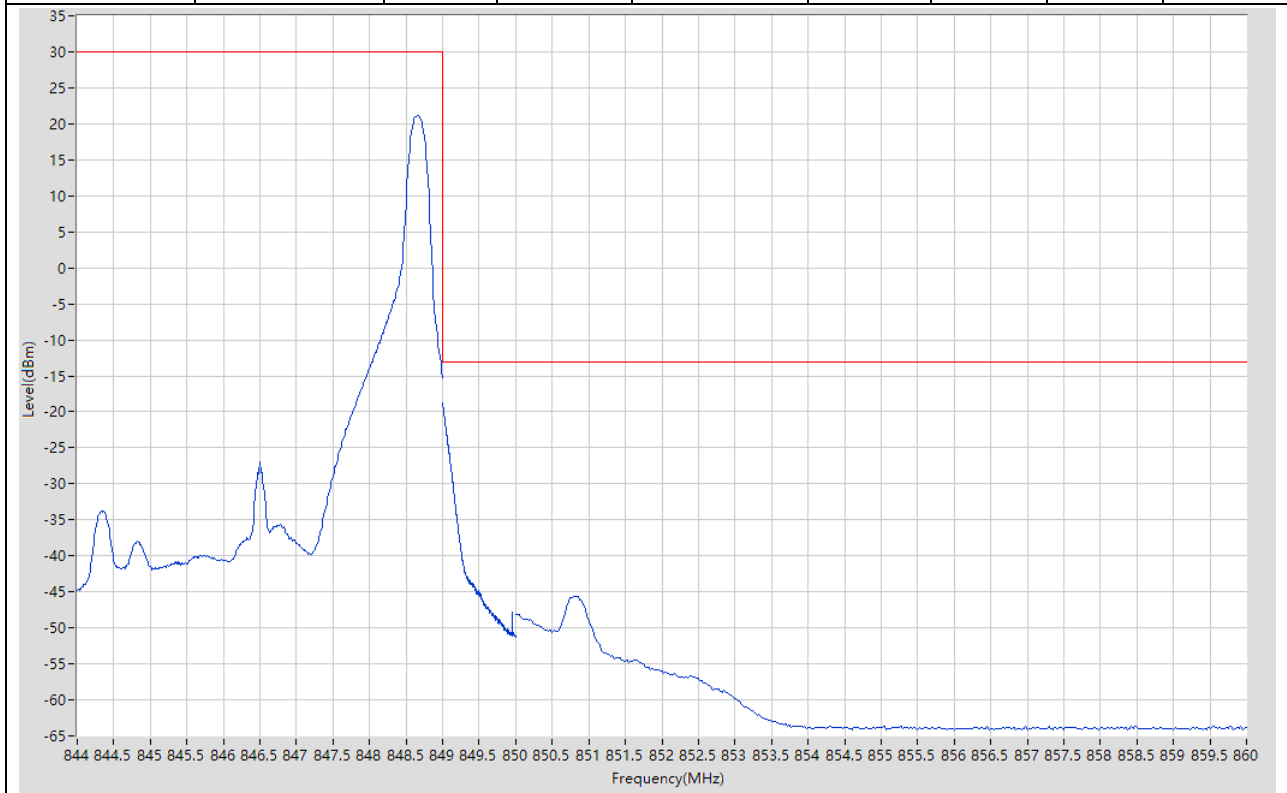
13.22. LTE Band Edge_Part22-24-27(NTNV)(Subtest:22, Channel:27015, Bandwidth:5, Modulation:QPSK, RB Number: 25, RB Position:HIGH)

Start Frequency (MHz)	Stop Frequency (MHz)	RBW (MHz)	Detector	Frequency (MHz)	Power (dBm)	Limit (dBm)	Verdict	Sweep Point
844	849	0.1	RMS	845.863	7.82	30	Pass	401
849	850	0.051	RMS	849	-32.72	-13	Pass	401
850	860	0.1	RMS	850.025	-38.22	-13	Pass	401



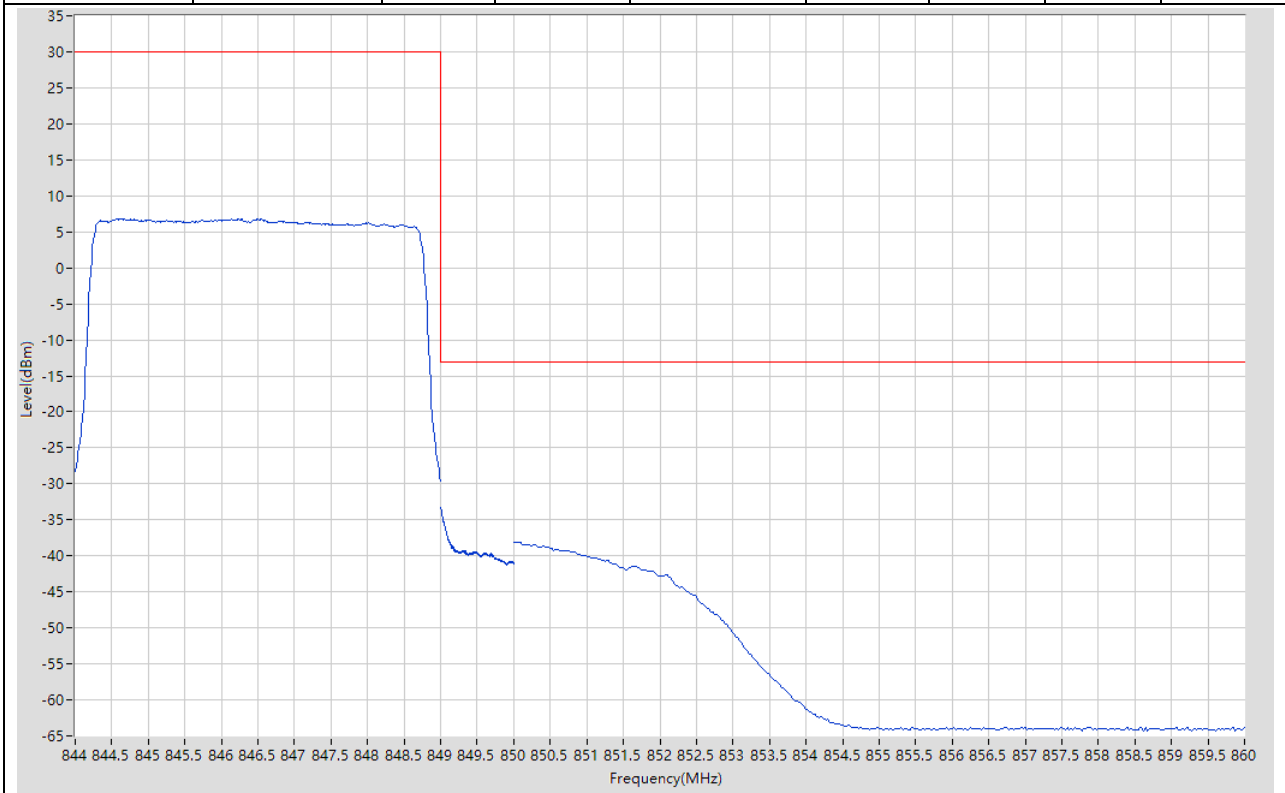
13.23. LTE Band Edge_Part22-24-27(NTNV)(Subtest:23, Channel:27015, Bandwidth:5, Modulation:Q16, RB Number: 1, RB Position:HIGH)

Start Frequency (MHz)	Stop Frequency (MHz)	RBW (MHz)	Detector	Frequency (MHz)	Power (dBm)	Limit (dBm)	Verdict	Sweep Point
844	849	0.1	RMS	848.663	21.12	30	Pass	401
849	850	0.051	RMS	849	-18.69	-13	Pass	401
850	860	0.1	RMS	850.825	-45.57	-13	Pass	401



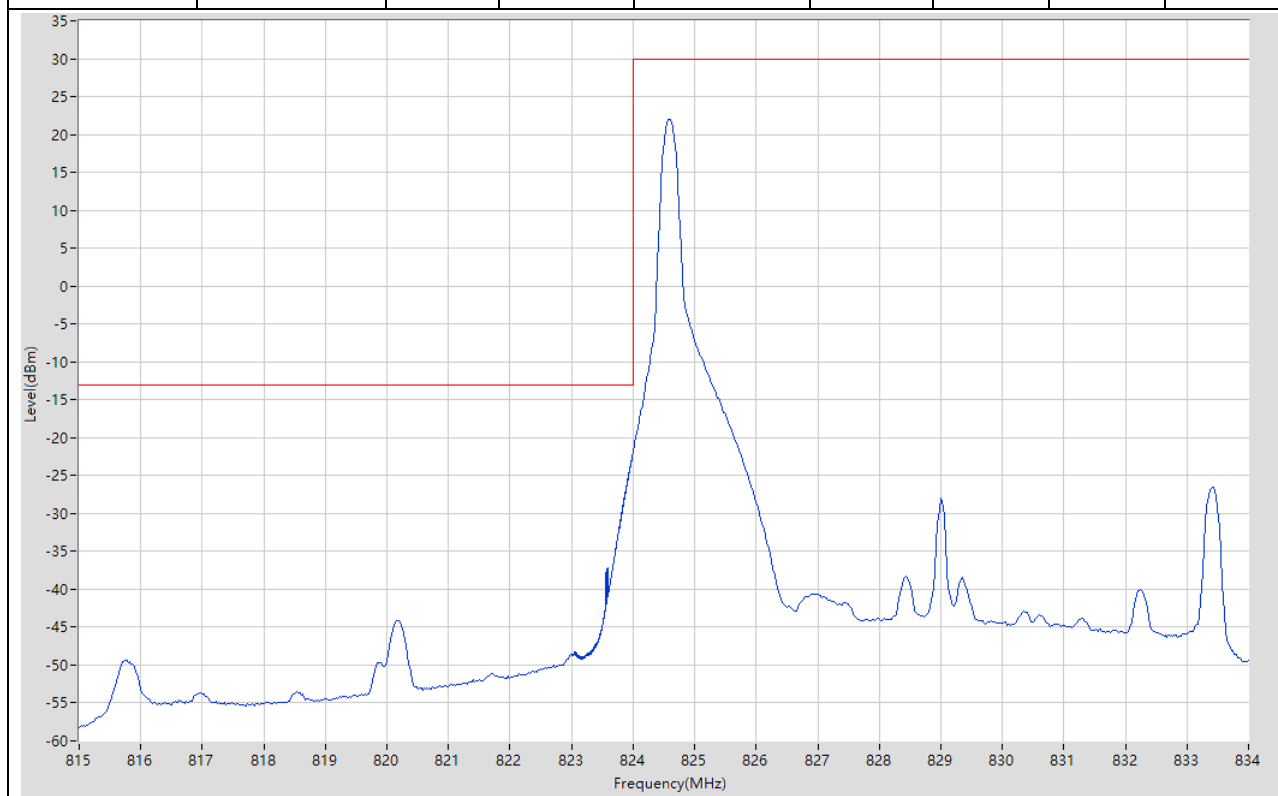
13.24. LTE Band Edge_Part22-24-27(NTNV)(Subtest:24, Channel:27015, Bandwidth:5, Modulation:Q16, RB Number: 25, RB Position:HIGH)

Start Frequency (MHz)	Stop Frequency (MHz)	RBW (MHz)	Detector	Frequency (MHz)	Power (dBm)	Limit (dBm)	Verdict	Sweep Point
844	849	0.1	RMS	844.638	6.75	30	Pass	401
849	850	0.051	RMS	849.003	-33.24	-13	Pass	401
850	860	0.1	RMS	850.05	-38.11	-13	Pass	401



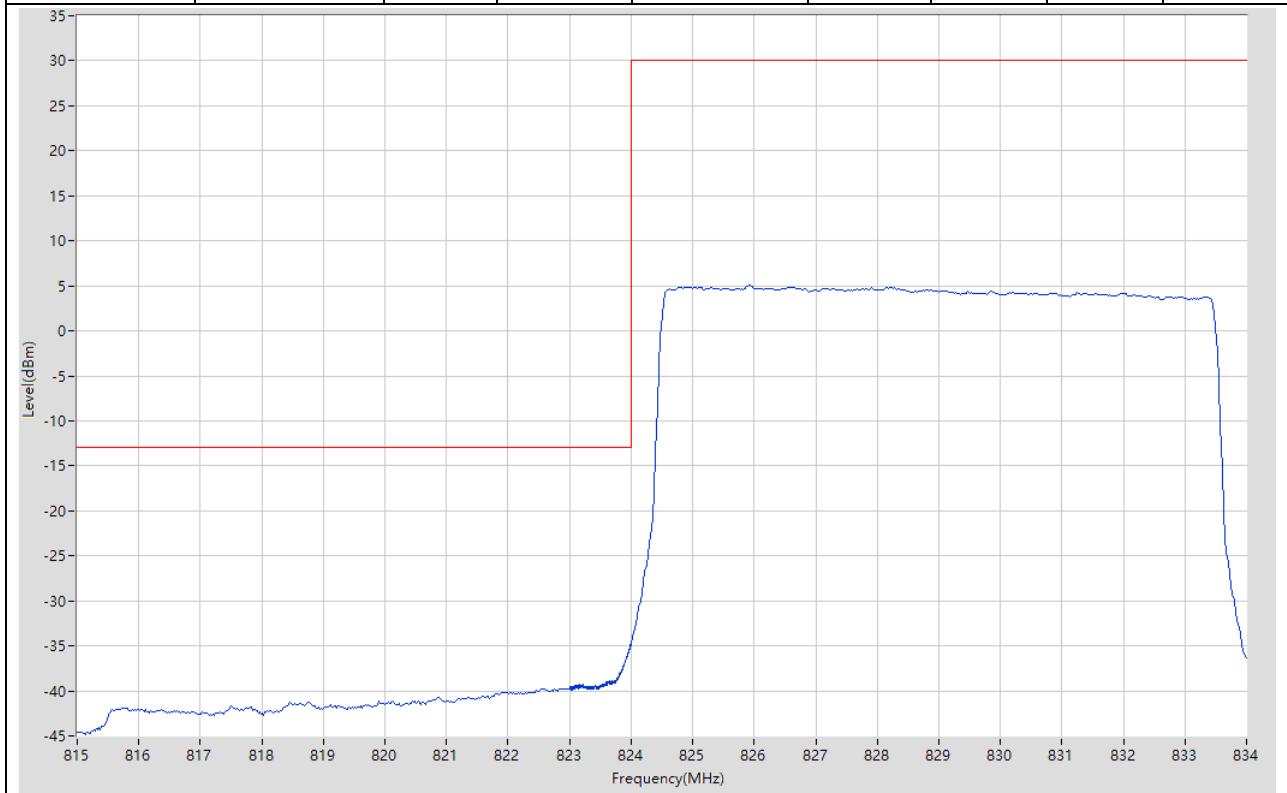
13.25. LTE Band Edge_Part22-24-27(NTNV)(Subtest:25, Channel:26840, Bandwidth:10, Modulation:QPSK, RB Number: 1, RB Position:LOW)

Start Frequency (MHz)	Stop Frequency (MHz)	RBW (MHz)	Detector	Frequency (MHz)	Power (dBm)	Limit (dBm)	Verdict	Sweep Point
815	823	0.1	RMS	820.18	-44.07	-13	Pass	401
823	824	0.1	RMS	824	-21.95	-13	Pass	401
824	834	0.1	RMS	824.575	21.96	30	Pass	401



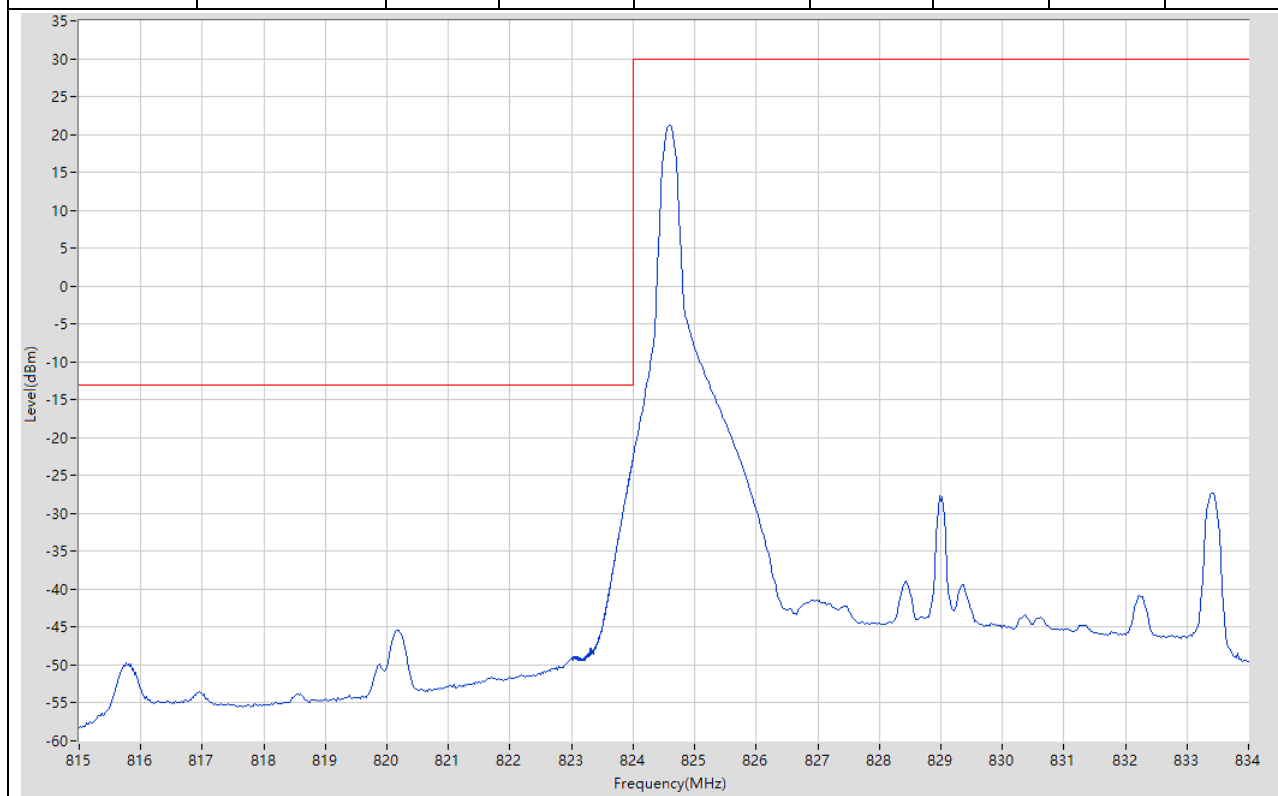
13.26. LTE Band Edge_Part22-24-27(NTNV)(Subtest:26, Channel:26840, Bandwidth:10, Modulation:QPSK, RB Number: 50, RB Position:LOW)

Start Frequency (MHz)	Stop Frequency (MHz)	RBW (MHz)	Detector	Frequency (MHz)	Power (dBm)	Limit (dBm)	Verdict	Sweep Point
815	823	0.1	RMS	823	-39.72	-13	Pass	401
823	824	0.1	RMS	823.998	-34.59	-13	Pass	401
824	834	0.1	RMS	825.925	5.04	30	Pass	401



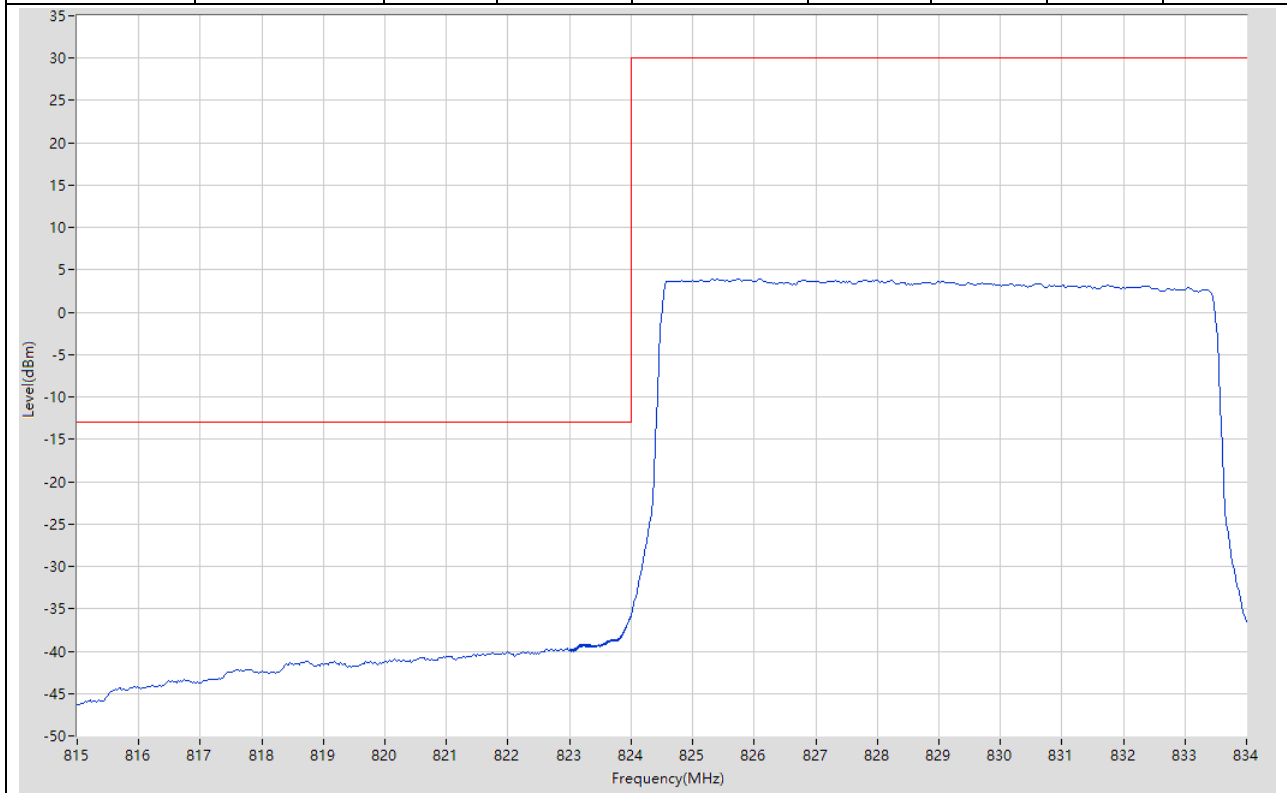
13.27. LTE Band Edge_Part22-24-27(NTNV)(Subtest:27, Channel:26840, Bandwidth:10, Modulation:Q16, RB Number: 1, RB Position:LOW)

Start Frequency (MHz)	Stop Frequency (MHz)	RBW (MHz)	Detector	Frequency (MHz)	Power (dBm)	Limit (dBm)	Verdict	Sweep Point
815	823	0.1	RMS	820.18	-45.37	-13	Pass	401
823	824	0.1	RMS	824	-22.65	-13	Pass	401
824	834	0.1	RMS	824.6	21.15	30	Pass	401



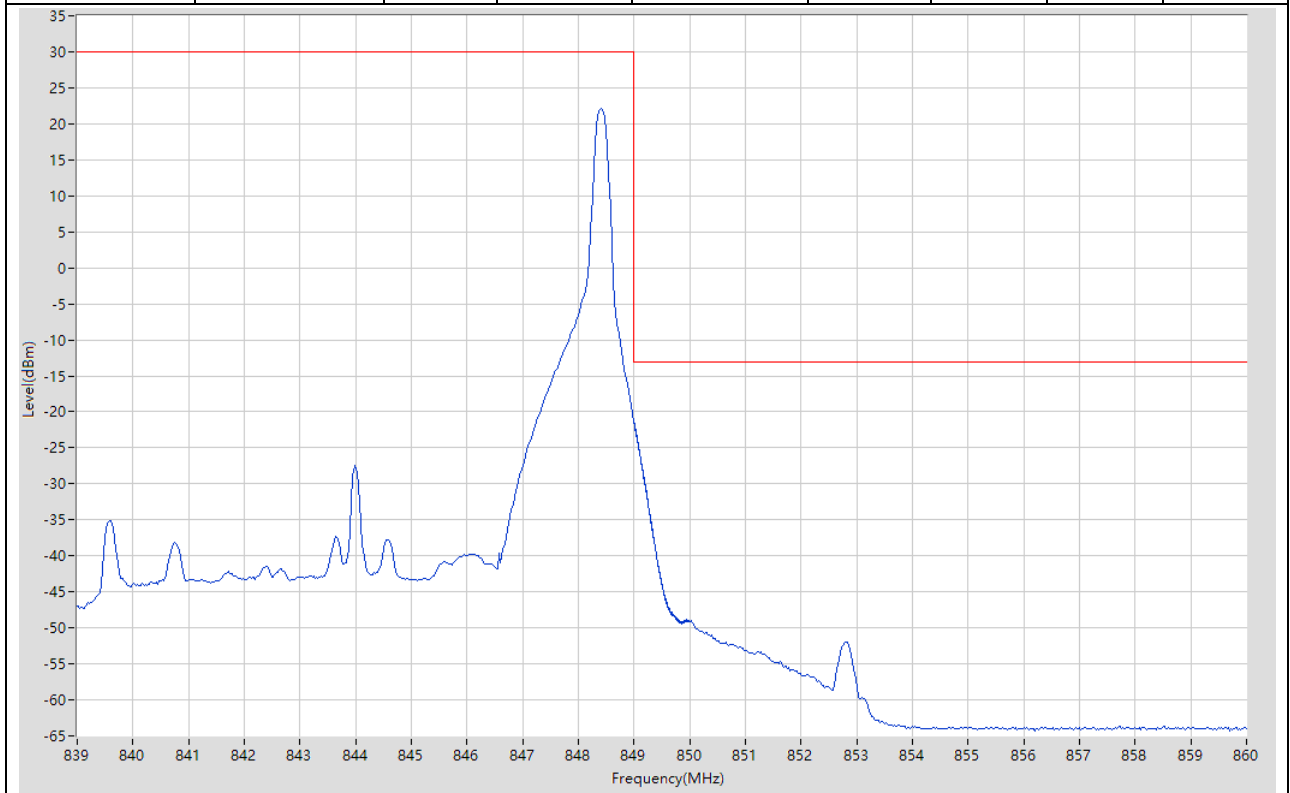
13.28. LTE Band Edge_Part22-24-27(NTNV)(Subtest:28, Channel:26840, Bandwidth:10, Modulation:Q16, RB Number: 50, RB Position:LOW)

Start Frequency (MHz)	Stop Frequency (MHz)	RBW (MHz)	Detector	Frequency (MHz)	Power (dBm)	Limit (dBm)	Verdict	Sweep Point
815	823	0.1	RMS	822.96	-39.68	-13	Pass	401
823	824	0.1	RMS	823.998	-35.76	-13	Pass	401
824	834	0.1	RMS	826.1	3.91	30	Pass	401



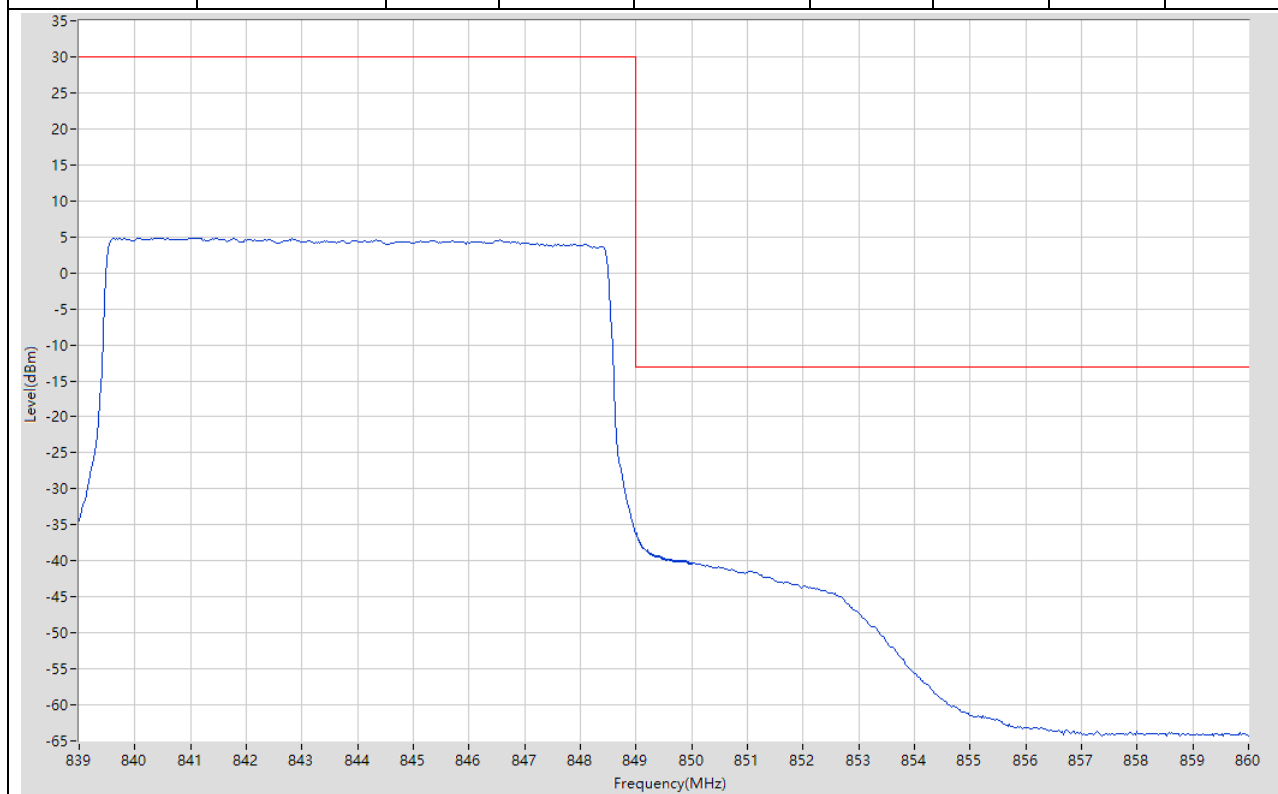
13.29. LTE Band Edge_Part22-24-27(NTNV)(Subtest:29, Channel:26990, Bandwidth:10, Modulation:QPSK, RB Number: 1, RB Position:HIGH)

Start Frequency (MHz)	Stop Frequency (MHz)	RBW (MHz)	Detector	Frequency (MHz)	Power (dBm)	Limit (dBm)	Verdict	Sweep Point
839	849	0.1	RMS	848.4	22.1	30	Pass	401
849	850	0.1	RMS	849	-21.3	-13	Pass	401
850	860	0.1	RMS	850.025	-49.06	-13	Pass	401



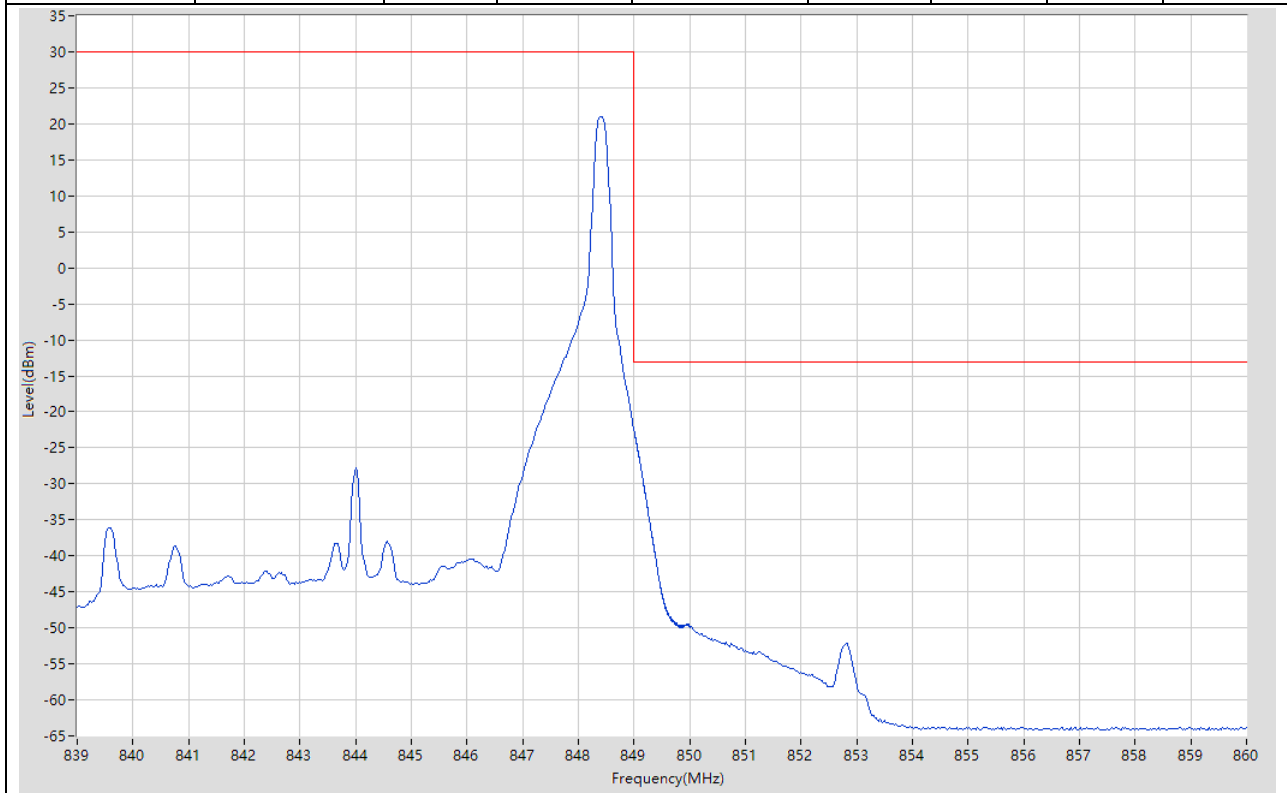
13.30. LTE Band Edge_Part22-24-27(NTNV)(Subtest:30, Channel:26990, Bandwidth:10, Modulation:QPSK, RB Number: 50, RB Position:HIGH)

Start Frequency (MHz)	Stop Frequency (MHz)	RBW (MHz)	Detector	Frequency (MHz)	Power (dBm)	Limit (dBm)	Verdict	Sweep Point
839	849	0.1	RMS	841.025	4.85	30	Pass	401
849	850	0.1	RMS	849.005	-36.15	-13	Pass	401
850	860	0.1	RMS	850.025	-40.31	-13	Pass	401



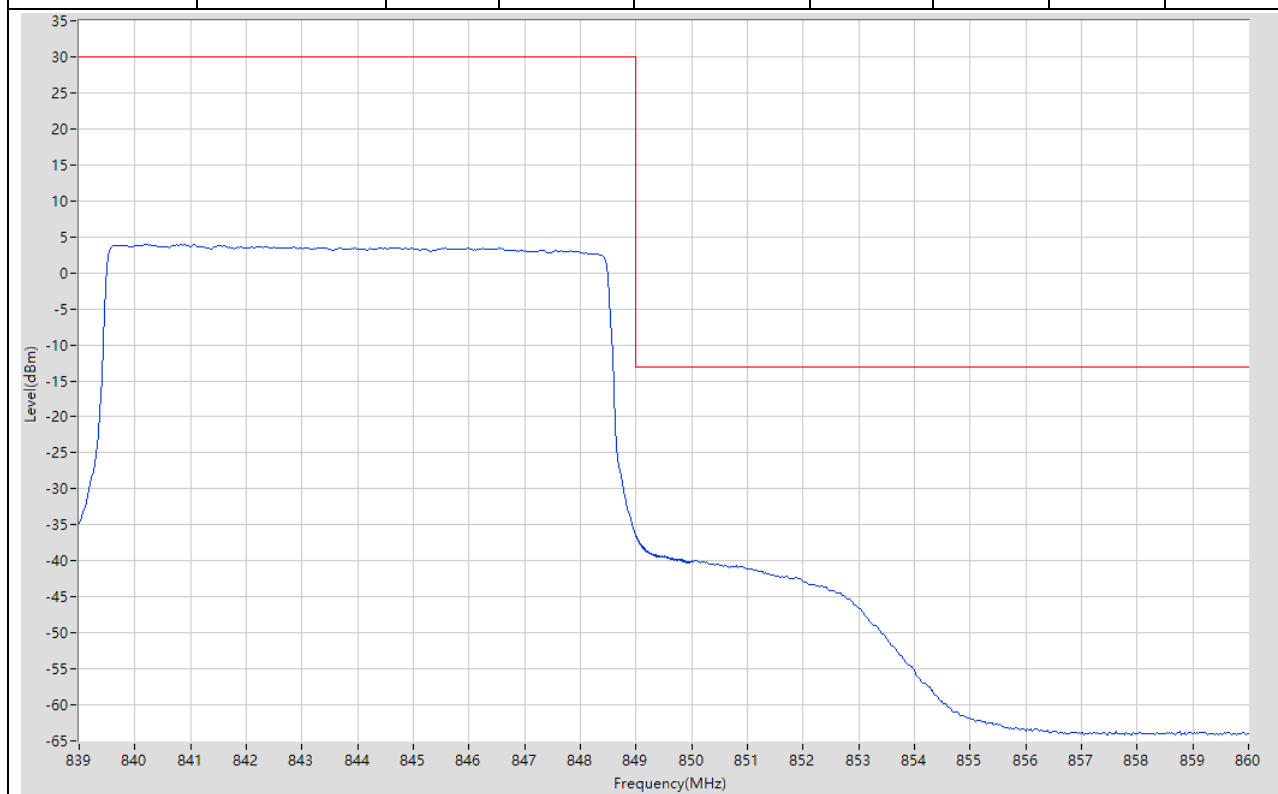
13.31. LTE Band Edge_Part22-24-27(NTNV)(Subtest:31, Channel:26990, Bandwidth:10, Modulation:Q16, RB Number: 1, RB Position:HIGH)

Start Frequency (MHz)	Stop Frequency (MHz)	RBW (MHz)	Detector	Frequency (MHz)	Power (dBm)	Limit (dBm)	Verdict	Sweep Point
839	849	0.1	RMS	848.4	21.03	30	Pass	401
849	850	0.1	RMS	849	-22.35	-13	Pass	401
850	860	0.1	RMS	850	-49.74	-13	Pass	401



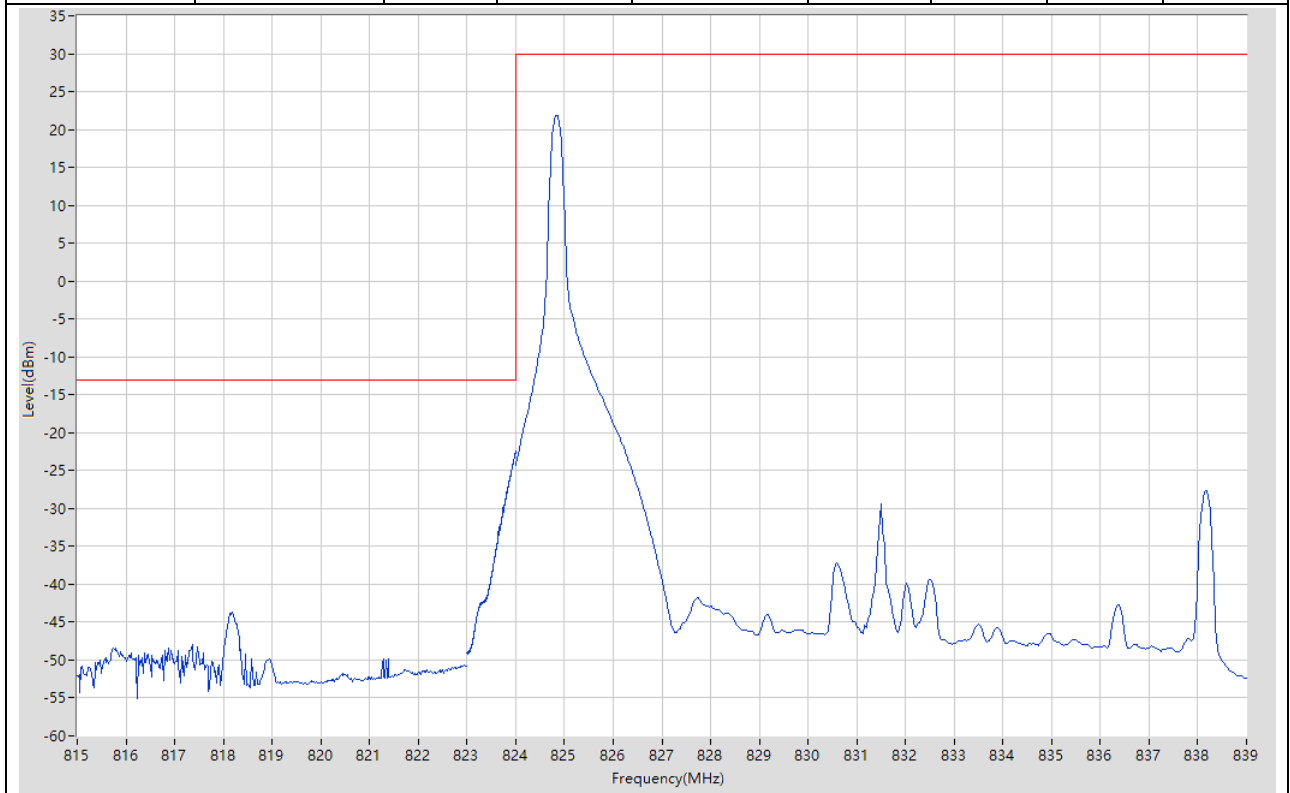
13.32. LTE Band Edge_Part22-24-27(NTNV)(Subtest:32, Channel:26990, Bandwidth:10, Modulation:Q16, RB Number: 50, RB Position:HIGH)

Start Frequency (MHz)	Stop Frequency (MHz)	RBW (MHz)	Detector	Frequency (MHz)	Power (dBm)	Limit (dBm)	Verdict	Sweep Point
839	849	0.1	RMS	840.75	3.97	30	Pass	401
849	850	0.1	RMS	849	-36.49	-13	Pass	401
850	860	0.1	RMS	850.1	-39.89	-13	Pass	401



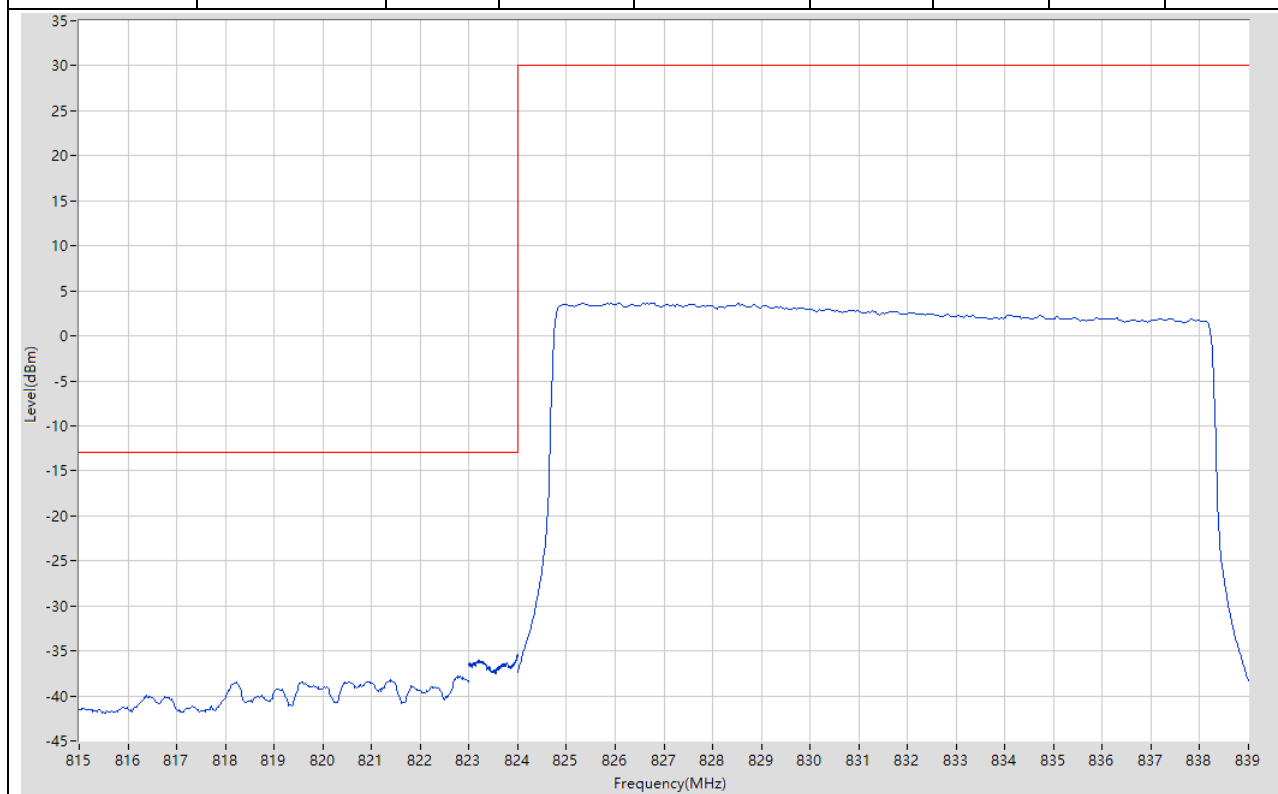
13.33. LTE Band Edge_Part22-24-27(NTNV)(Subtest:33, Channel:26865, Bandwidth:15, Modulation:QPSK, RB Number: 1, RB Position:LOW)

Start Frequency (MHz)	Stop Frequency (MHz)	RBW (MHz)	Detector	Frequency (MHz)	Power (dBm)	Limit (dBm)	Verdict	Sweep Point
815	823	0.1	RMS	818.18	-43.62	-13	Pass	401
823	824	0.15	RMS	823.998	-22.44	-13	Pass	401
824	839	0.1	RMS	824.825	21.91	30	Pass	401



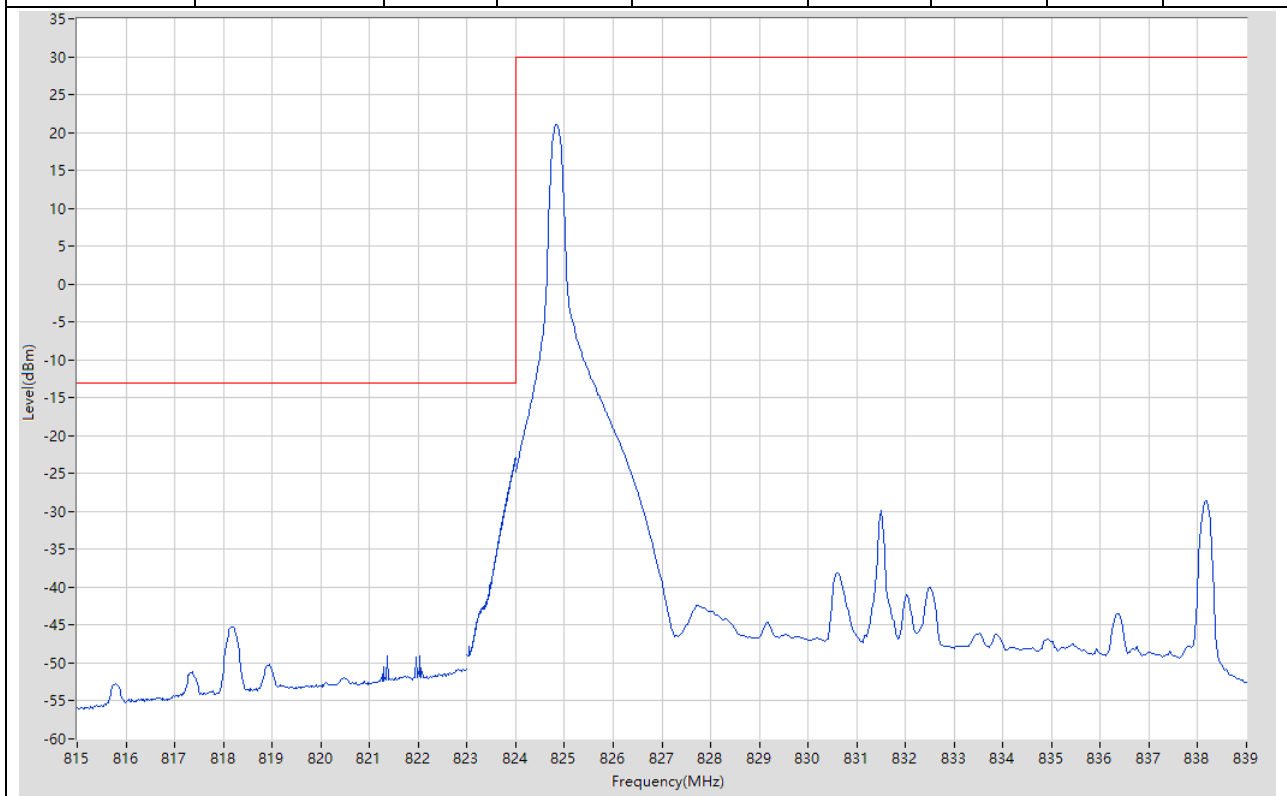
13.34. LTE Band Edge_Part22-24-27(NTNV)(Subtest:34, Channel:26865, Bandwidth:15, Modulation:QPSK, RB Number: 75, RB Position:LOW)

Start Frequency (MHz)	Stop Frequency (MHz)	RBW (MHz)	Detector	Frequency (MHz)	Power (dBm)	Limit (dBm)	Verdict	Sweep Point
815	823	0.1	RMS	822.78	-37.76	-13	Pass	401
823	824	0.15	RMS	824	-35.4	-13	Pass	401
824	839	0.1	RMS	826.813	3.64	30	Pass	401



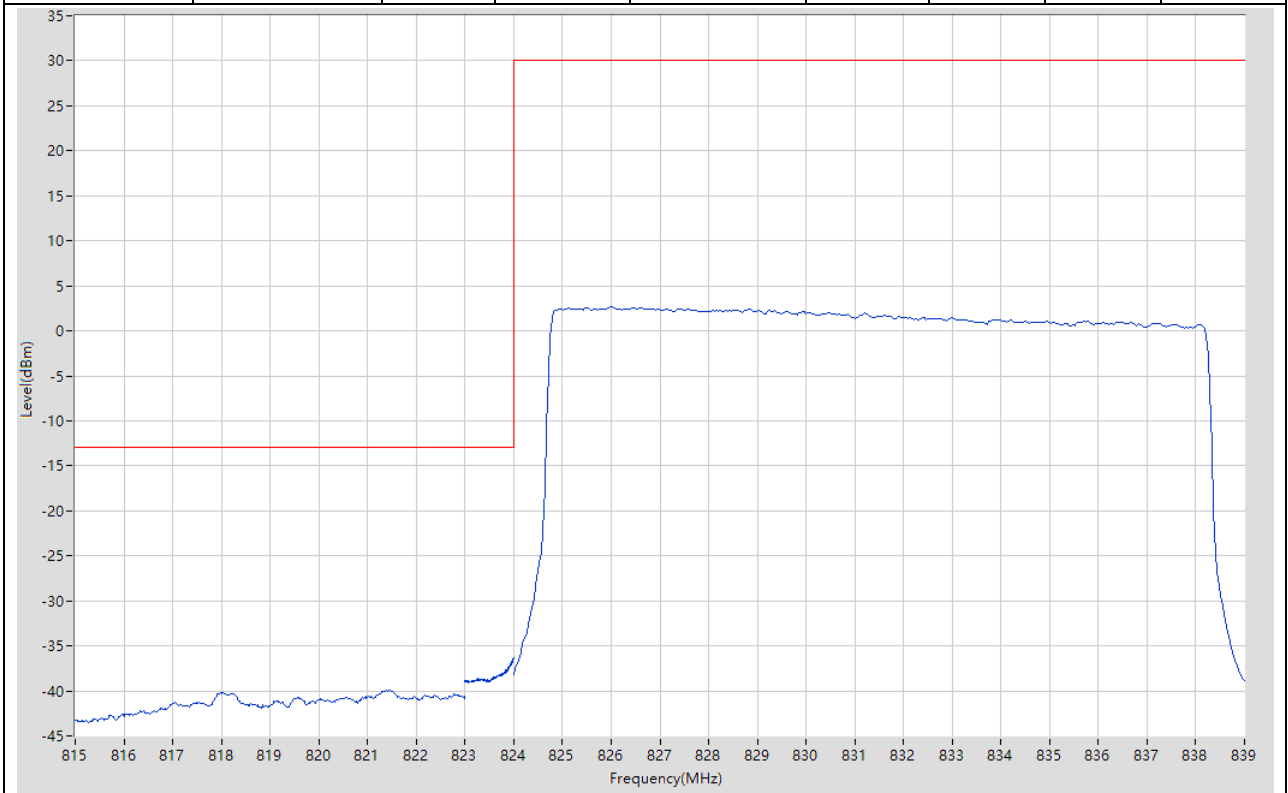
13.35. LTE Band Edge_Part22-24-27(NTNV)(Subtest:35, Channel:26865, Bandwidth:15, Modulation:Q16, RB Number: 1, RB Position:LOW)

Start Frequency (MHz)	Stop Frequency (MHz)	RBW (MHz)	Detector	Frequency (MHz)	Power (dBm)	Limit (dBm)	Verdict	Sweep Point
815	823	0.1	RMS	818.18	-45.19	-13	Pass	401
823	824	0.15	RMS	823.998	-22.85	-13	Pass	401
824	839	0.1	RMS	824.825	21.07	30	Pass	401



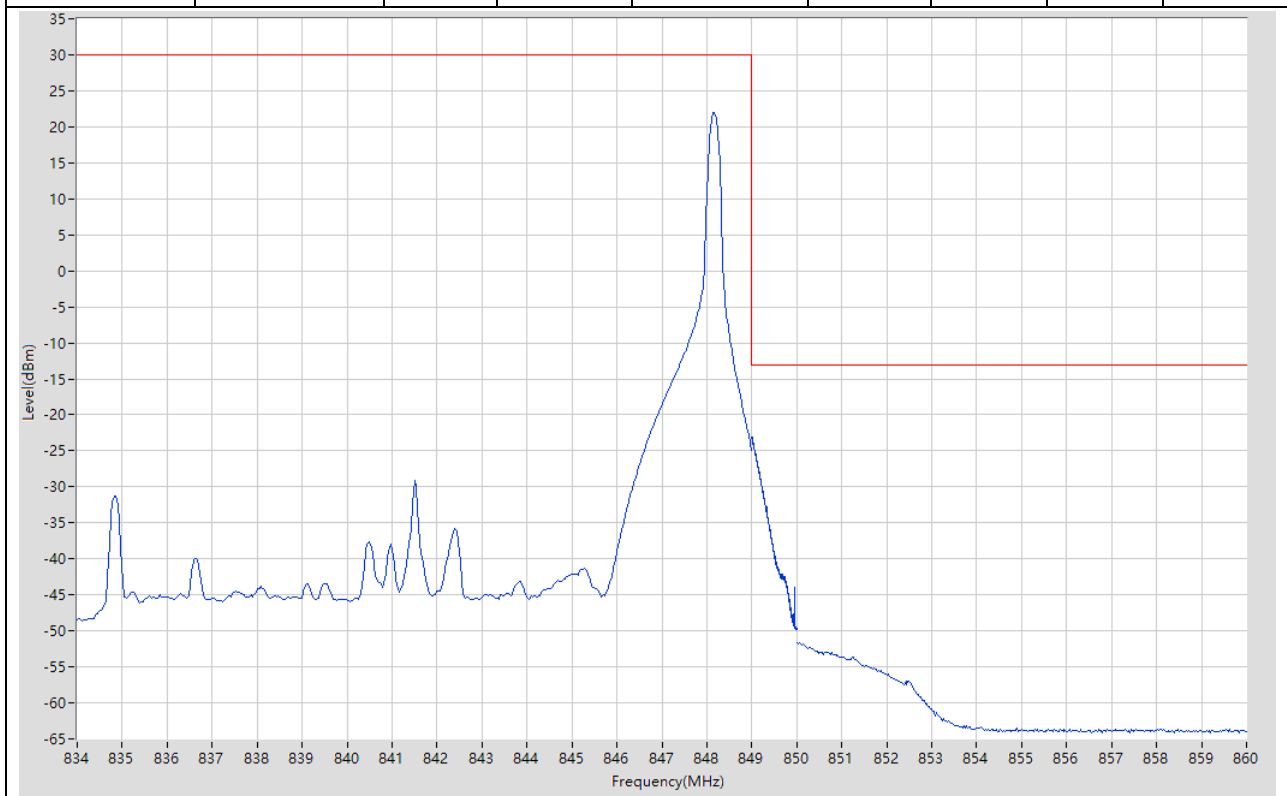
13.36. LTE Band Edge_Part22-24-27(NTNV)(Subtest:36, Channel:26865, Bandwidth:15, Modulation:Q16, RB Number: 75, RB Position:LOW)

Start Frequency (MHz)	Stop Frequency (MHz)	RBW (MHz)	Detector	Frequency (MHz)	Power (dBm)	Limit (dBm)	Verdict	Sweep Point
815	823	0.1	RMS	821.4	-39.88	-13	Pass	401
823	824	0.15	RMS	823.995	-36.28	-13	Pass	401
824	839	0.1	RMS	826.025	2.71	30	Pass	401



13.37. LTE Band Edge_Part22-24-27(NTNV)(Subtest:37, Channel:26965, Bandwidth:15, Modulation:QPSK, RB Number: 1, RB Position:HIGH)

Start Frequency (MHz)	Stop Frequency (MHz)	RBW (MHz)	Detector	Frequency (MHz)	Power (dBm)	Limit (dBm)	Verdict	Sweep Point
834	849	0.1	RMS	848.175	22	30	Pass	401
849	850	0.15	RMS	849.008	-23.1	-13	Pass	401
850	860	0.1	RMS	850.05	-51.62	-13	Pass	401



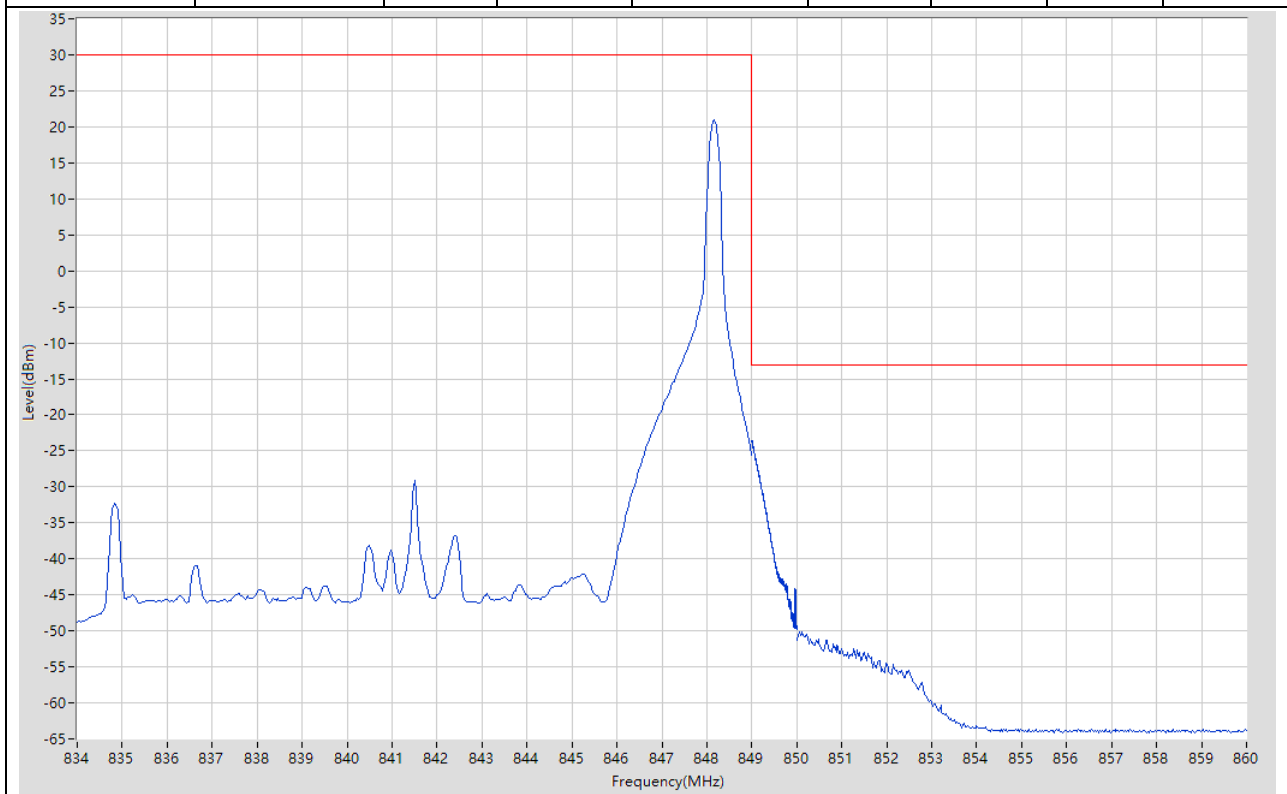
13.38. LTE Band Edge_Part22-24-27(NTNV)(Subtest:38, Channel:26965, Bandwidth:15, Modulation:QPSK, RB Number: 75, RB Position:HIGH)

Start Frequency (MHz)	Stop Frequency (MHz)	RBW (MHz)	Detector	Frequency (MHz)	Power (dBm)	Limit (dBm)	Verdict	Sweep Point
834	849	0.1	RMS	834.9	3.76	30	Pass	401
849	850	0.15	RMS	849	-36.76	-13	Pass	401
850	860	0.1	RMS	850.625	-40.86	-13	Pass	401



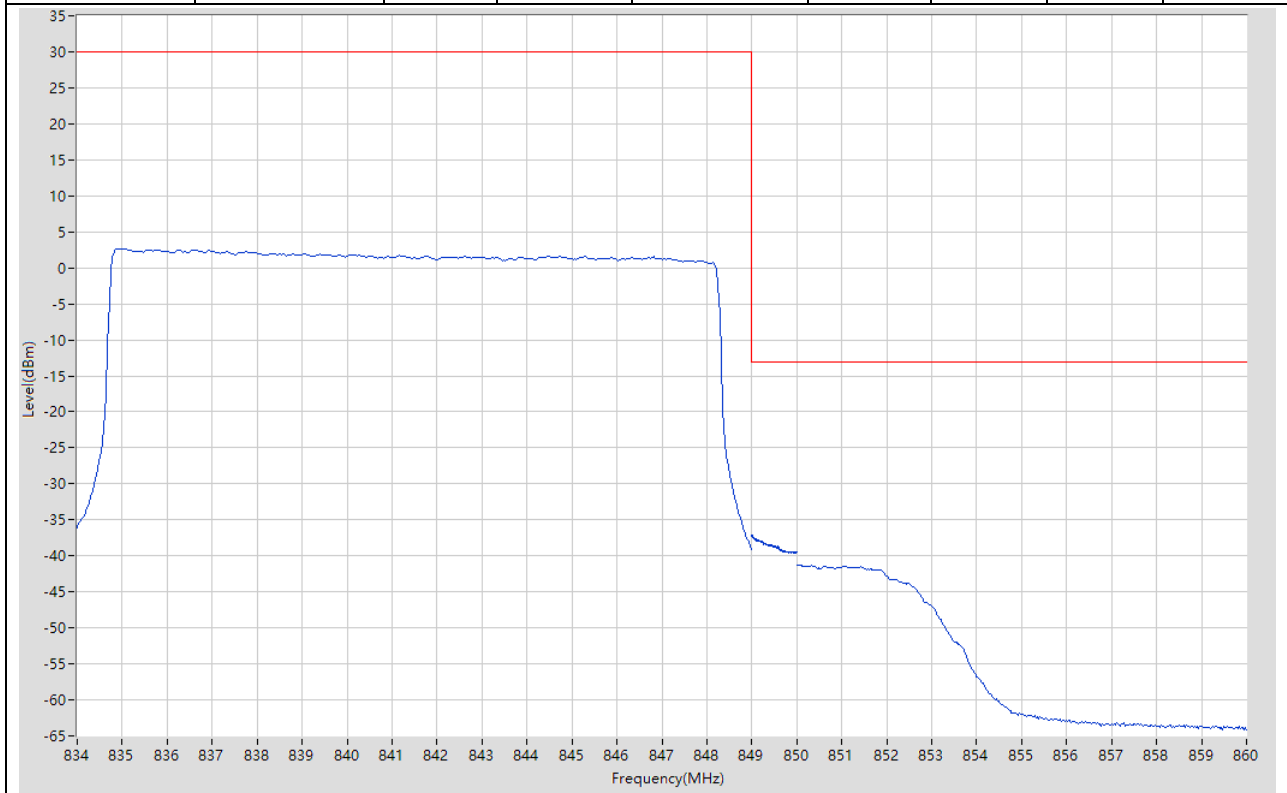
13.39. LTE Band Edge_Part22-24-27(NTNV)(Subtest:39, Channel:26965, Bandwidth:15, Modulation:Q16, RB Number: 1, RB Position:HIGH)

Start Frequency (MHz)	Stop Frequency (MHz)	RBW (MHz)	Detector	Frequency (MHz)	Power (dBm)	Limit (dBm)	Verdict	Sweep Point
834	849	0.1	RMS	848.175	20.93	30	Pass	401
849	850	0.15	RMS	849.008	-23.57	-13	Pass	401
850	860	0.1	RMS	850.1	-50.15	-13	Pass	401



13.40. LTE Band Edge_Part22-24-27(NTNV)(Subtest:40, Channel:26965, Bandwidth:15, Modulation:Q16, RB Number: 75, RB Position:HIGH)

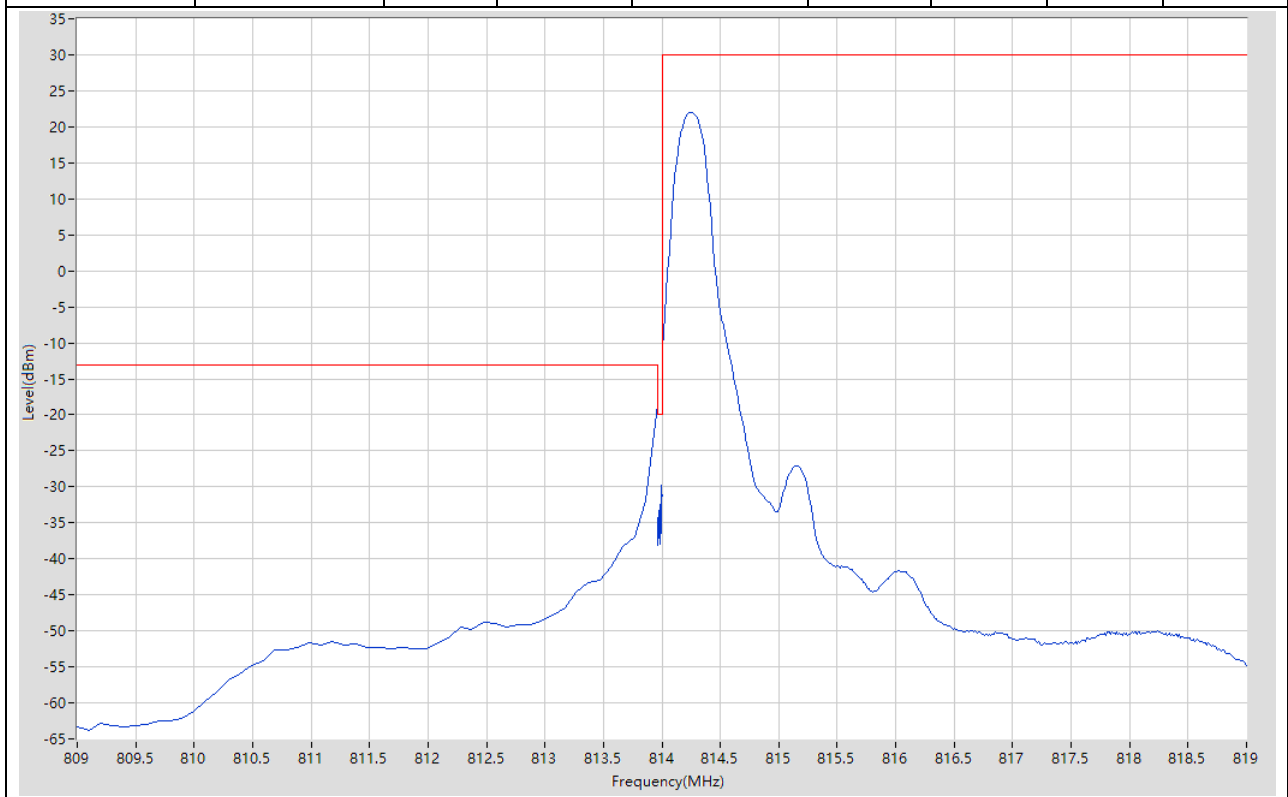
Start Frequency (MHz)	Stop Frequency (MHz)	RBW (MHz)	Detector	Frequency (MHz)	Power (dBm)	Limit (dBm)	Verdict	Sweep Point
834	849	0.1	RMS	834.938	2.67	30	Pass	401
849	850	0.15	RMS	849.008	-37.16	-13	Pass	401
850	860	0.1	RMS	850.075	-41.33	-13	Pass	401



14. LTE_Band26(part90)

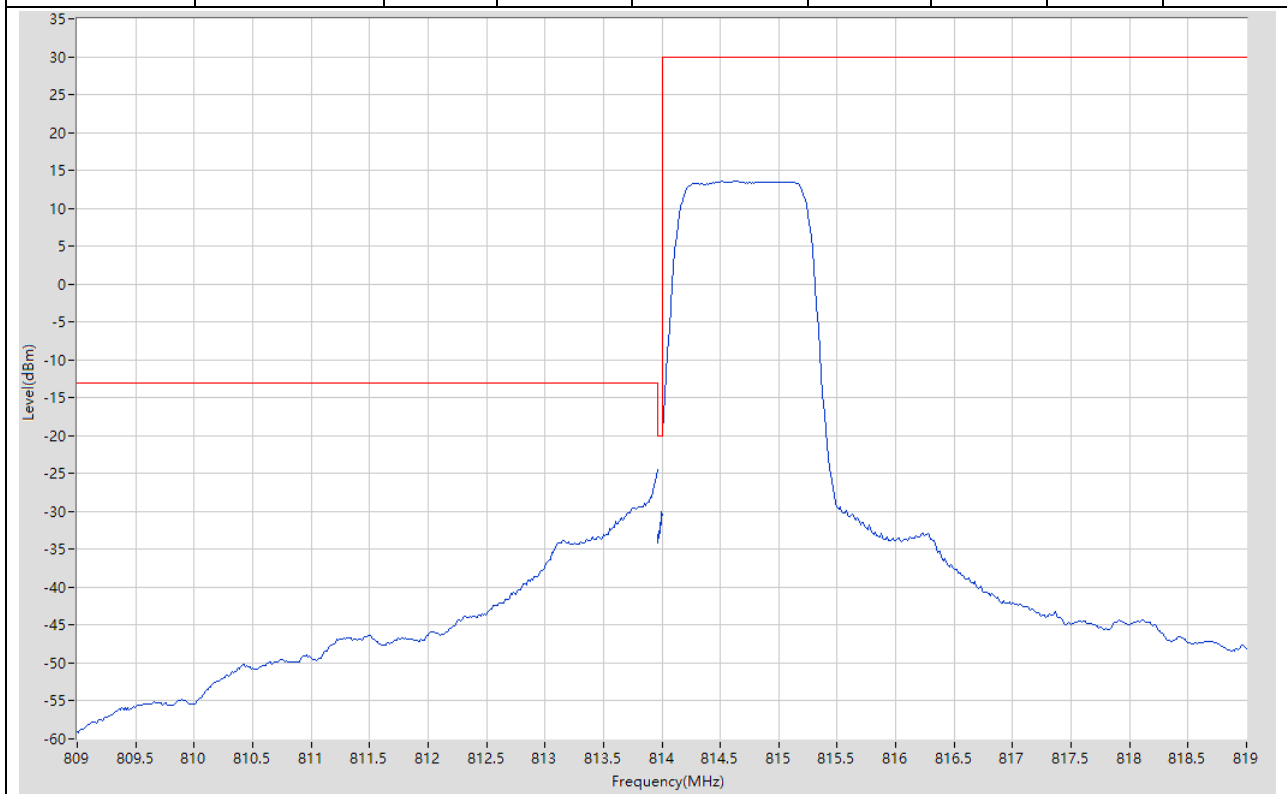
14.1. LTE Band Edge_Part90(NTNV)(Subtest:1, Channel:26697, Bandwidth:1.4, Modulation:QPSK, RB Number: 1, RB Position:LOW)

Start Frequency (MHz)	Stop Frequency (MHz)	RBW (MHz)	Detector	Frequency (MHz)	Power (dBm)	Limit (dBm)	Verdict	Sweep Point
809	813.9625	0.1	RMS	813.963	-18.49	-13	Pass	51
813.9625	814	0.002	RMS	813.999	-29.7	-20	Pass	401
814	819	0.1	RMS	814.25	21.99	30	Pass	401



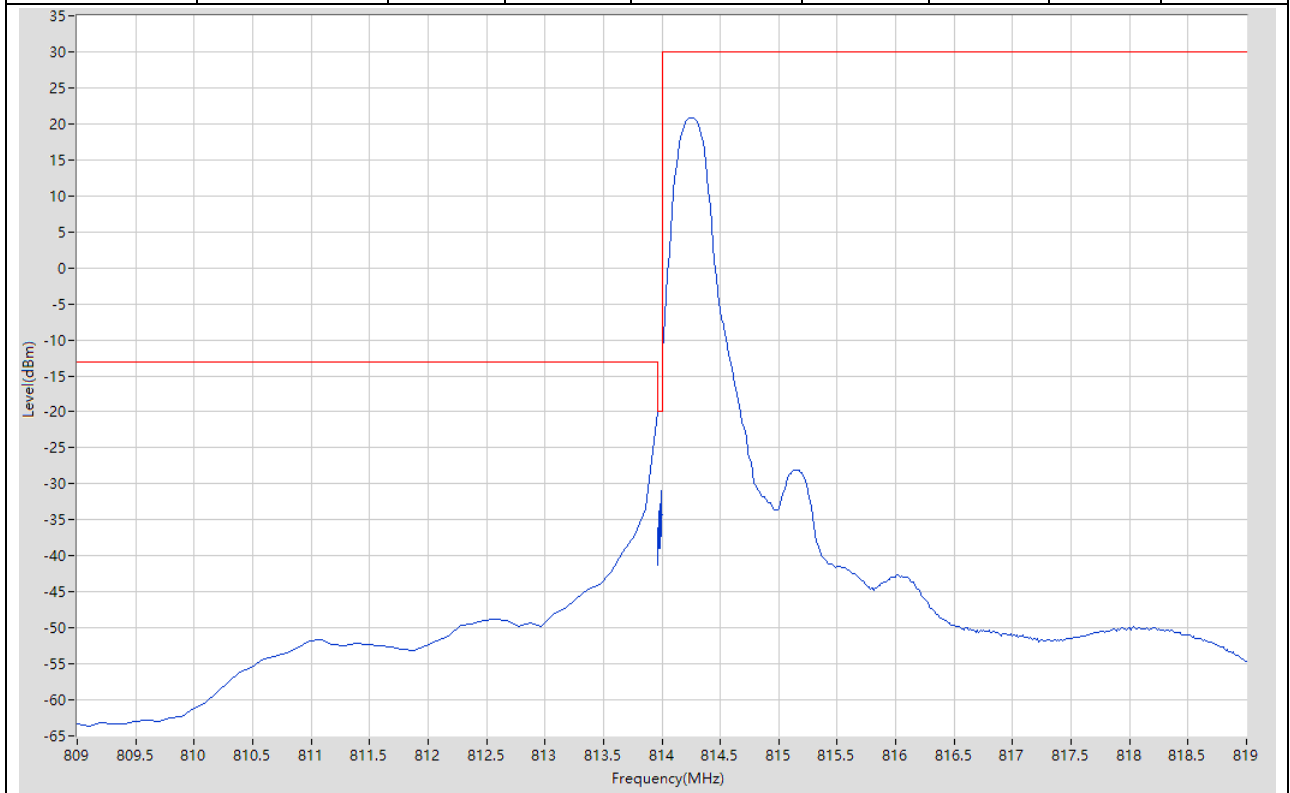
14.2. LTE Band Edge_Part90(NTNV)(Subtest:2, Channel:26697, Bandwidth:1.4, Modulation:QPSK, RB Number: 6, RB Position:LOW)

Start Frequency (MHz)	Stop Frequency (MHz)	RBW (MHz)	Detector	Frequency (MHz)	Power (dBm)	Limit (dBm)	Verdict	Sweep Point
809	813.9625	0.1	RMS	813.963	-24.45	-13	Pass	401
813.9625	814	0.02	RMS	814	-30.07	-20	Pass	401
814	819	0.1	RMS	814.65	13.54	30	Pass	401



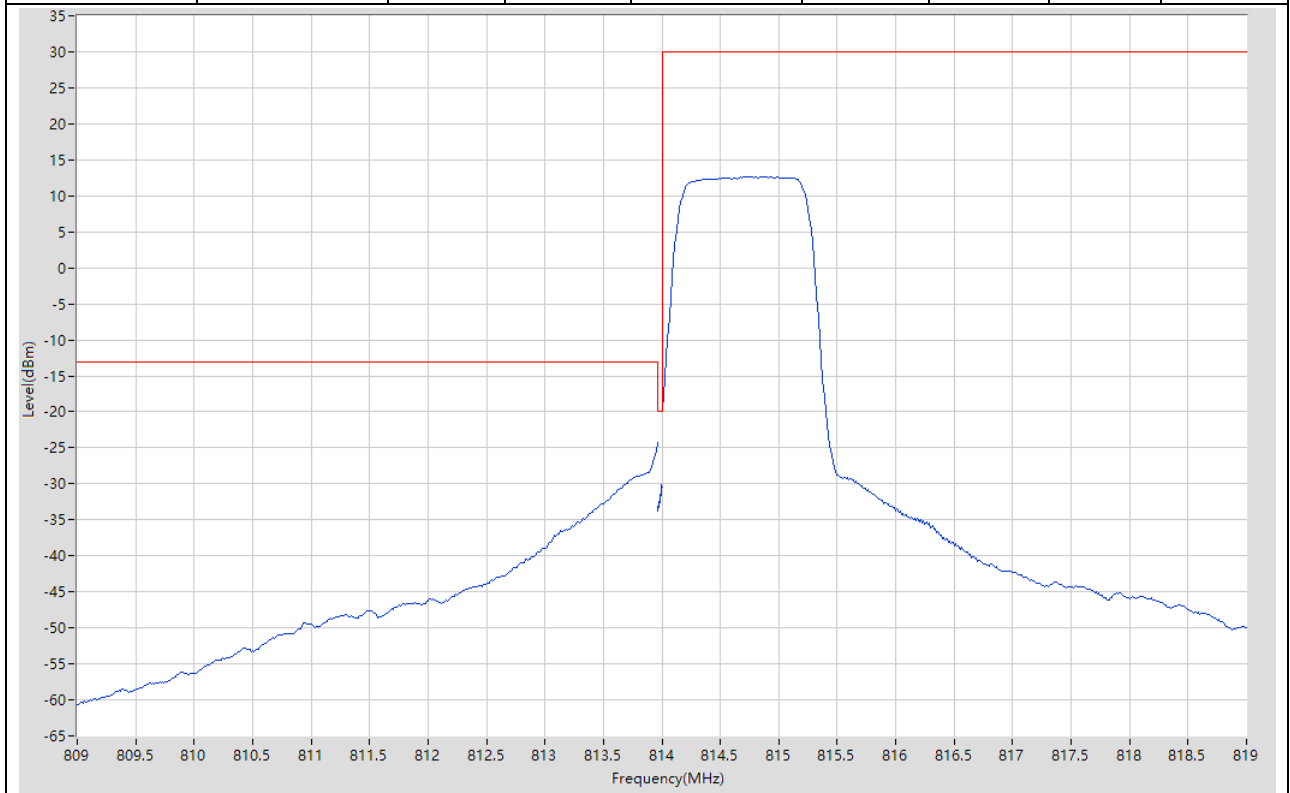
14.3. LTE Band Edge_Part90(NTNV)(Subtest:3, Channel:26697, Bandwidth:1.4, Modulation:Q16, RB Number: 1, RB Position:LOW)

Start Frequency (MHz)	Stop Frequency (MHz)	RBW (MHz)	Detector	Frequency (MHz)	Power (dBm)	Limit (dBm)	Verdict	Sweep Point
809	813.9625	0.1	RMS	813.963	-20.02	-13	Pass	51
813.9625	814	0.002	RMS	813.994	-30.89	-20	Pass	401
814	819	0.1	RMS	814.25	20.86	30	Pass	401



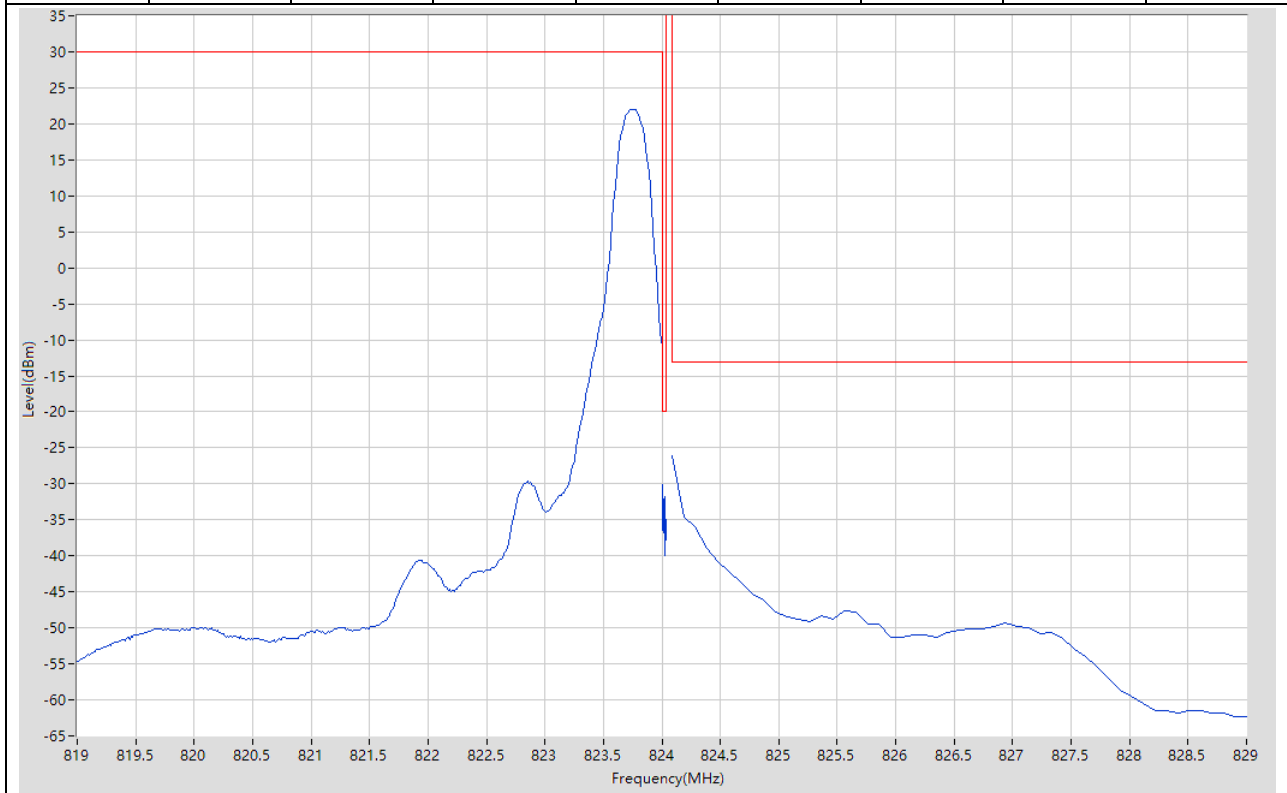
14.4. LTE Band Edge_Part90(NTNV)(Subtest:4, Channel:26697, Bandwidth:1.4, Modulation:Q16, RB Number: 6, RB Position:LOW)

Start Frequency (MHz)	Stop Frequency (MHz)	RBW (MHz)	Detector	Frequency (MHz)	Power (dBm)	Limit (dBm)	Verdict	Sweep Point
809	813.9625	0.1	RMS	813.963	-24.23	-13	Pass	401
813.9625	814	0.02	RMS	814	-30.19	-20	Pass	401
814	819	0.1	RMS	814.75	12.7	30	Pass	401



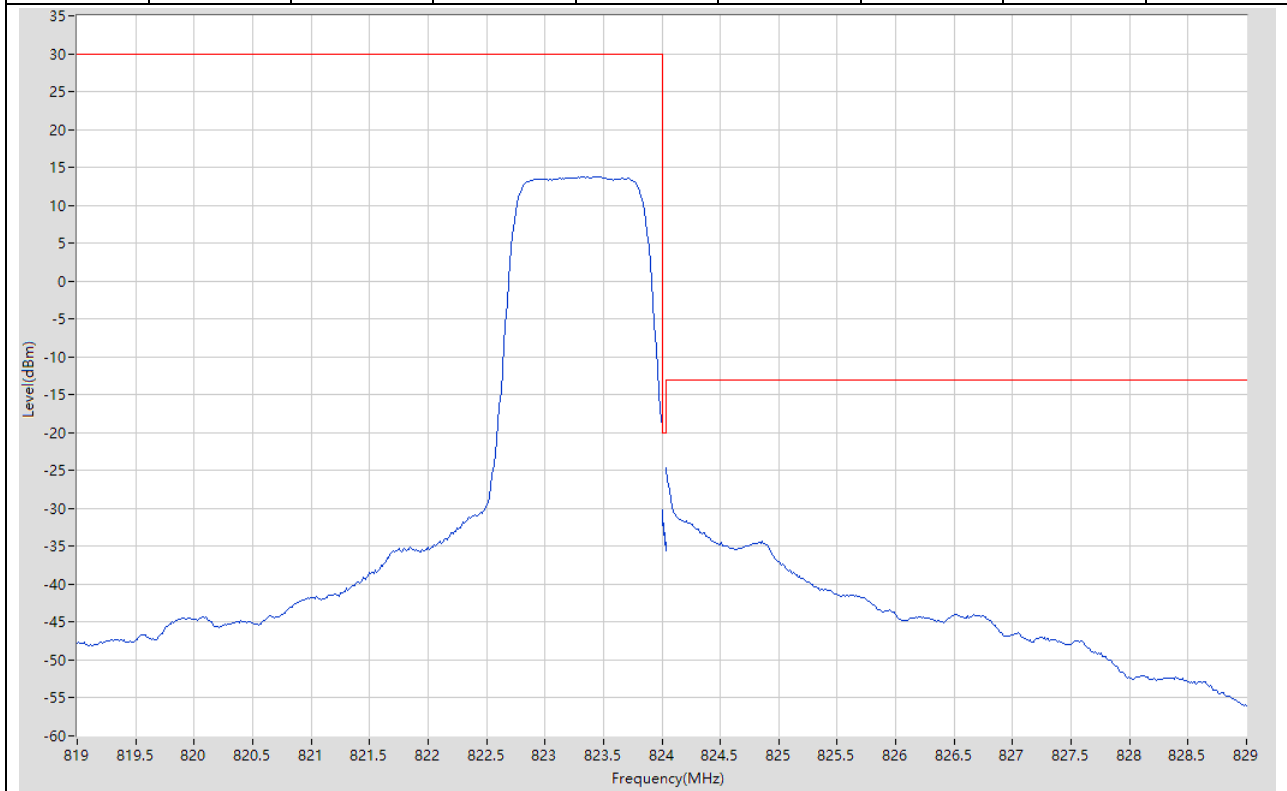
14.5. LTE Band Edge_Part90(NTNV)(Subtest:5, Channel:26783, Bandwidth:1.4, Modulation:QPSK, RB Number: 1, RB Position:HIGH)

Start Frequency (MHz)	Stop Frequency (MHz)	RBW (MHz)	Detector	Frequency (MHz)	Power (dBm)	Limit (dBm)	Verdict	Sweep Point
819	824	0.1	RMS	823.75	22.05	30	Pass	401
824	824.0375	0.002	RMS	824.004	-30.16	-20	Pass	401
824.0875	829	0.1	RMS	824.088	-26.08	-13	Pass	51



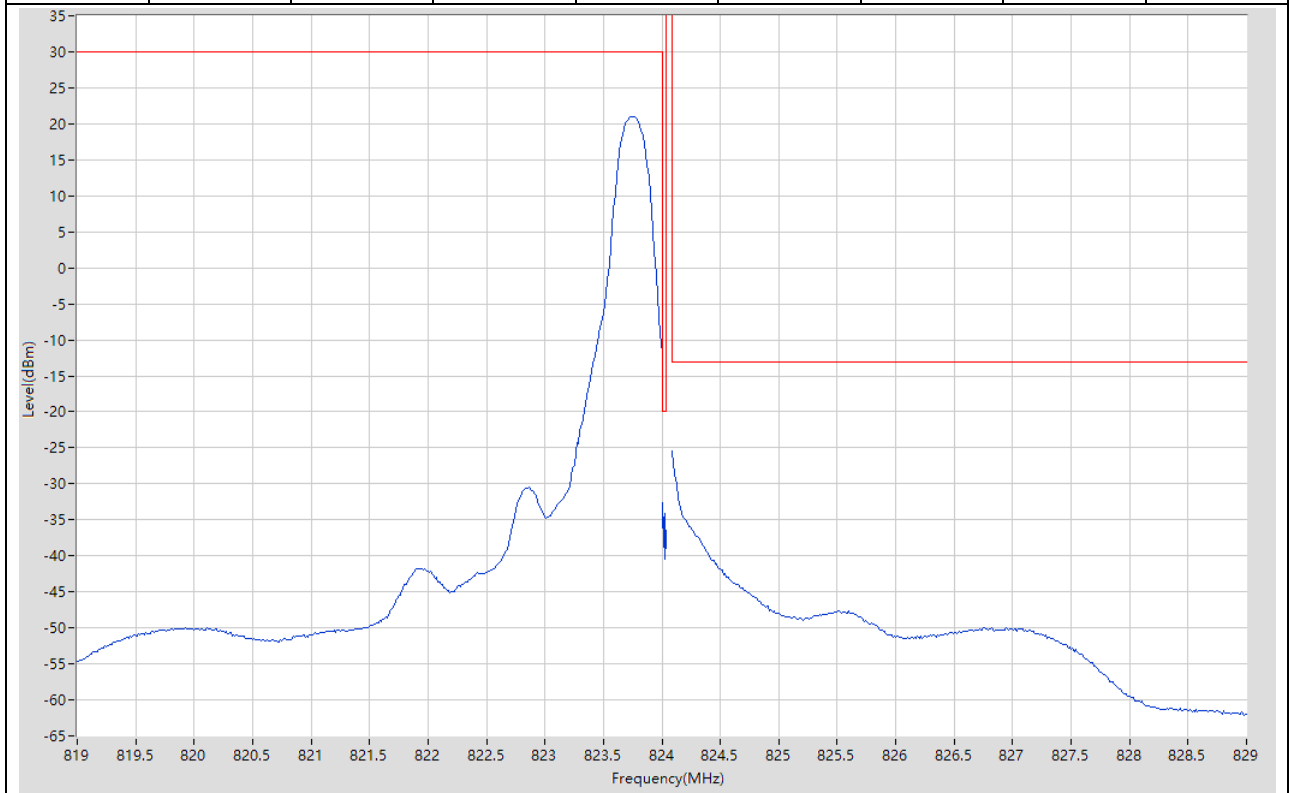
14.6. LTE Band Edge_Part90(NTNV)(Subtest:6, Channel:26783, Bandwidth:1.4, Modulation:QPSK, RB Number: 6, RB Position:HIGH)

Start Frequency (MHz)	Stop Frequency (MHz)	RBW (MHz)	Detector	Frequency (MHz)	Power (dBm)	Limit (dBm)	Verdict	Sweep Point
819	824	0.1	RMS	823.313	13.74	30	Pass	401
824	824.0375	0.02	RMS	824	-30.12	-20	Pass	401
824.0375	829	0.1	RMS	824.038	-24.56	-13	Pass	401



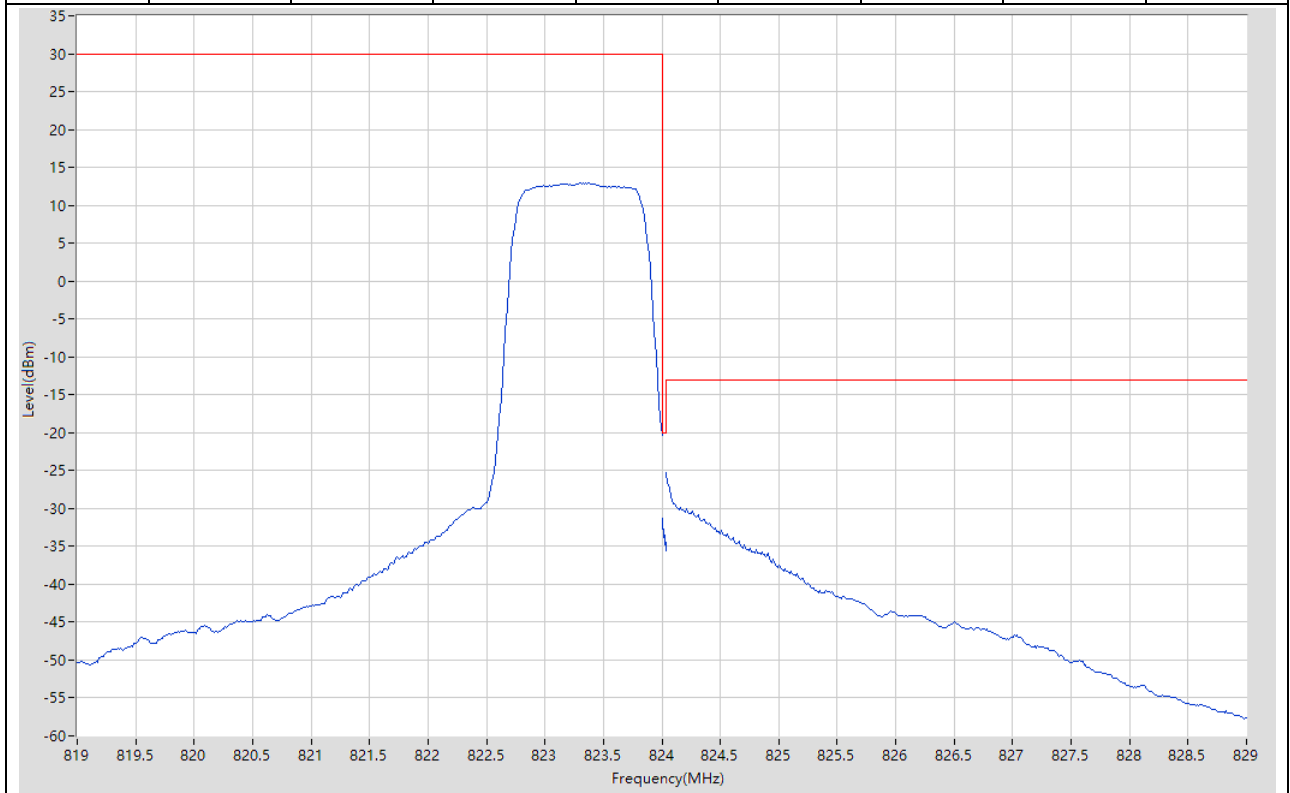
14.7. LTE Band Edge_Part90(NTNV)(Subtest:7, Channel:26783, Bandwidth:1.4, Modulation:Q16, RB Number: 1, RB Position:HIGH)

Start Frequency (MHz)	Stop Frequency (MHz)	RBW (MHz)	Detector	Frequency (MHz)	Power (dBm)	Limit (dBm)	Verdict	Sweep Point
819	824	0.1	RMS	823.75	21.06	30	Pass	401
824	824.0375	0.002	RMS	824.008	-32.62	-20	Pass	401
824.0875	829	0.1	RMS	824.088	-25.41	-13	Pass	401



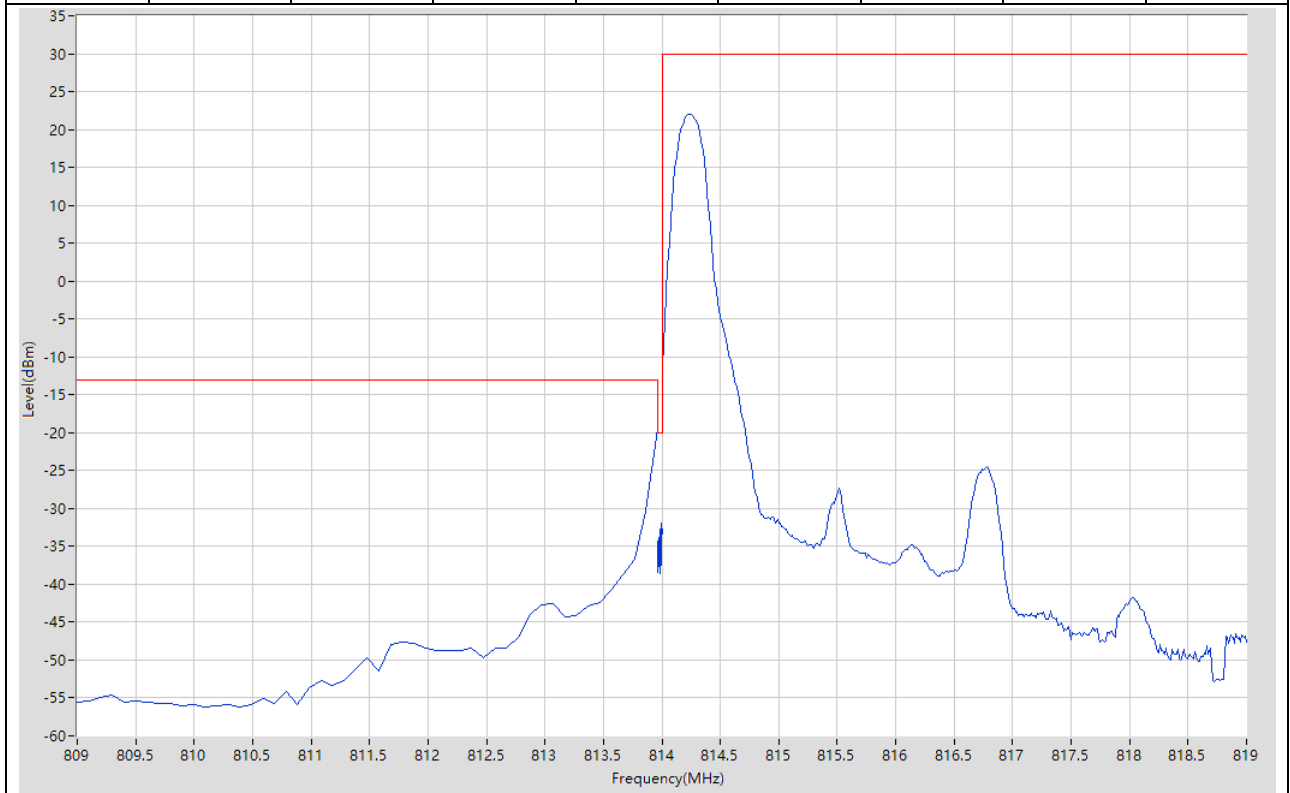
14.8. LTE Band Edge_Part90(NTNV)(Subtest:8, Channel:26783, Bandwidth:1.4, Modulation:Q16, RB Number: 6, RB Position:HIGH)

Start Frequency (MHz)	Stop Frequency (MHz)	RBW (MHz)	Detector	Frequency (MHz)	Power (dBm)	Limit (dBm)	Verdict	Sweep Point
819	824	0.1	RMS	823.35	12.91	30	Pass	401
824	824.0375	0.02	RMS	824	-31.37	-20	Pass	401
824.0375	829	0.1	RMS	824.038	-25.22	-13	Pass	401



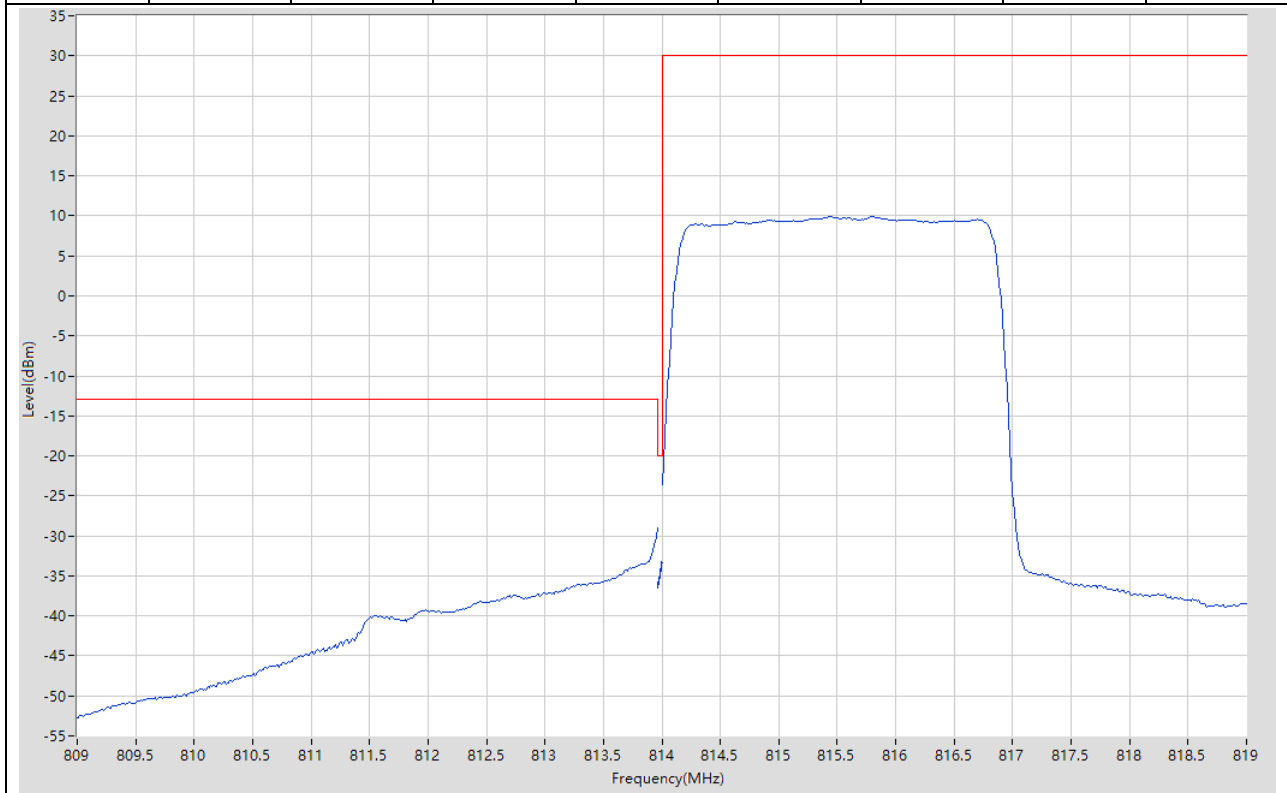
14.9. LTE Band Edge_Part90(NTNV)(Subtest:9, Channel:26705, Bandwidth:3, Modulation:QPSK, RB Number: 1, RB Position:LOW)

Start Frequency (MHz)	Stop Frequency (MHz)	RBW (MHz)	Detector	Frequency (MHz)	Power (dBm)	Limit (dBm)	Verdict	Sweep Point
809	813.9625	0.1	RMS	813.963	-19.4	-13	Pass	51
813.9625	814	0.002	RMS	813.998	-31.88	-20	Pass	20
814	819	0.1	RMS	814.238	22.01	30	Pass	401



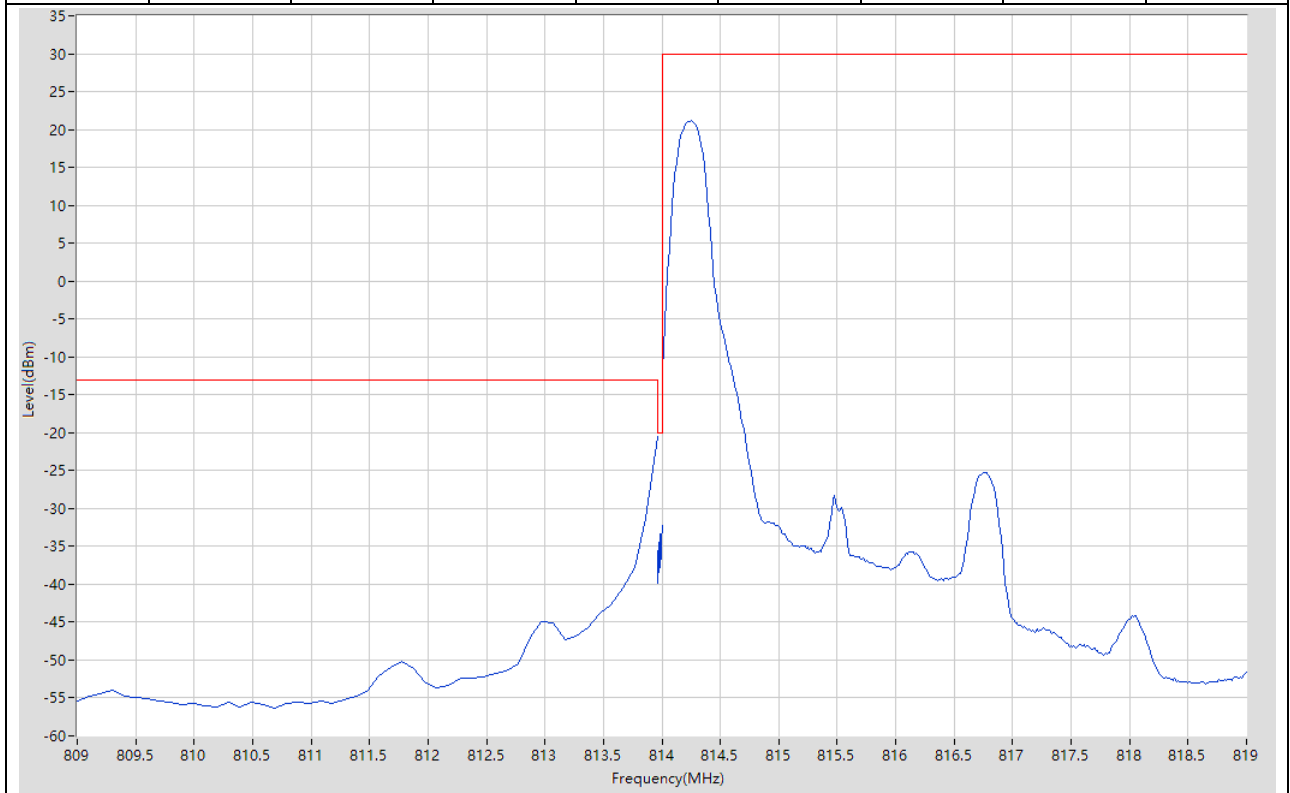
14.10. LTE Band Edge_Part90(NTNV)(Subtest:10, Channel:26705, Bandwidth:3, Modulation:QPSK, RB Number: 15, RB Position:LOW)

Start Frequency (MHz)	Stop Frequency (MHz)	RBW (MHz)	Detector	Frequency (MHz)	Power (dBm)	Limit (dBm)	Verdict	Sweep Point
809	813.9625	0.1	RMS	813.963	-29	-13	Pass	401
813.9625	814	0.03	RMS	814	-33.14	-20	Pass	401
814	819	0.1	RMS	815.813	9.92	30	Pass	401



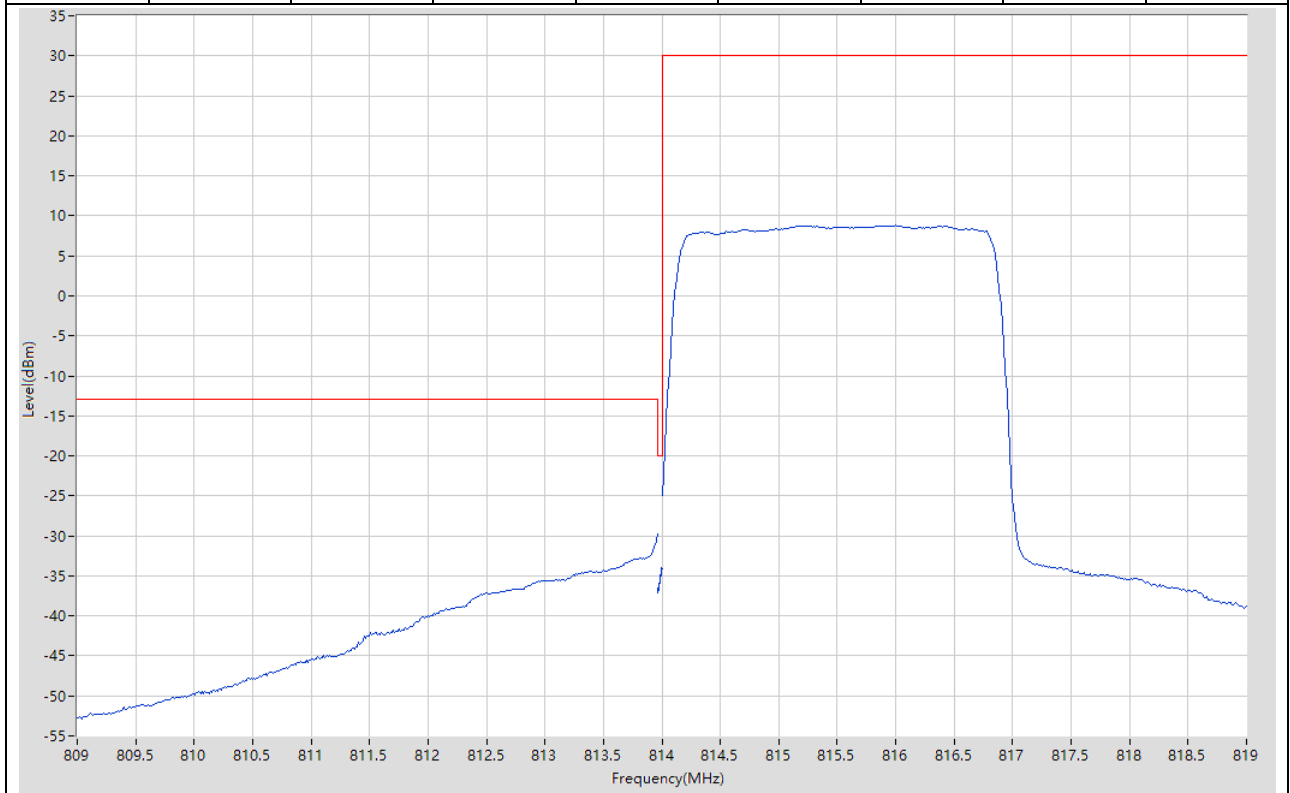
14.11. LTE Band Edge_Part90(NTNV)(Subtest:11, Channel:26705, Bandwidth:3, Modulation:Q16, RB Number: 1, RB Position:LOW)

Start Frequency (MHz)	Stop Frequency (MHz)	RBW (MHz)	Detector	Frequency (MHz)	Power (dBm)	Limit (dBm)	Verdict	Sweep Point
809	813.9625	0.1	RMS	813.963	-20.44	-13	Pass	51
813.9625	814	0.002	RMS	814	-32.19	-20	Pass	20
814	819	0.1	RMS	814.25	21.14	30	Pass	401



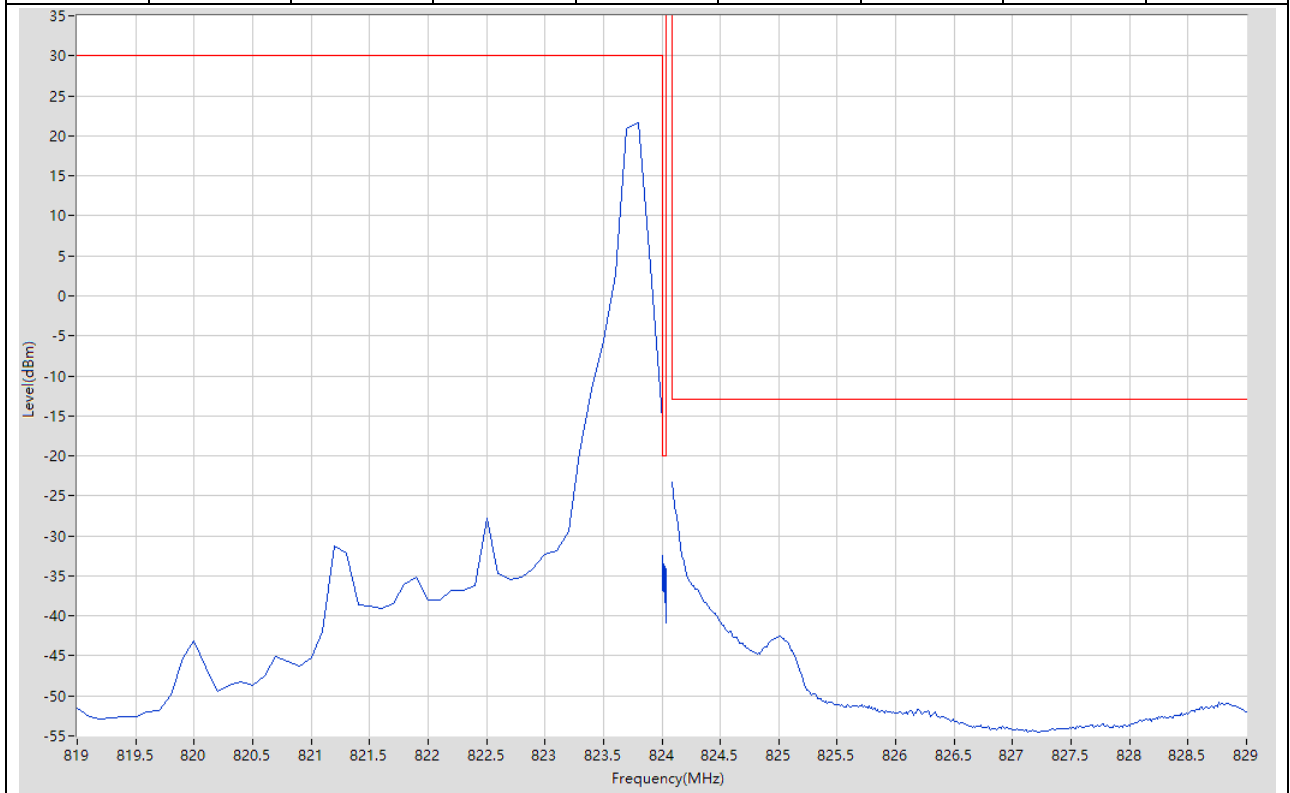
14.12. LTE Band Edge_Part90(NTNV)(Subtest:12, Channel:26705, Bandwidth:3, Modulation:Q16, RB Number: 15, RB Position:LOW)

Start Frequency (MHz)	Stop Frequency (MHz)	RBW (MHz)	Detector	Frequency (MHz)	Power (dBm)	Limit (dBm)	Verdict	Sweep Point
809	813.9625	0.1	RMS	813.963	-29.7	-13	Pass	401
813.9625	814	0.03	RMS	814	-34.02	-20	Pass	401
814	819	0.1	RMS	816	8.8	30	Pass	401



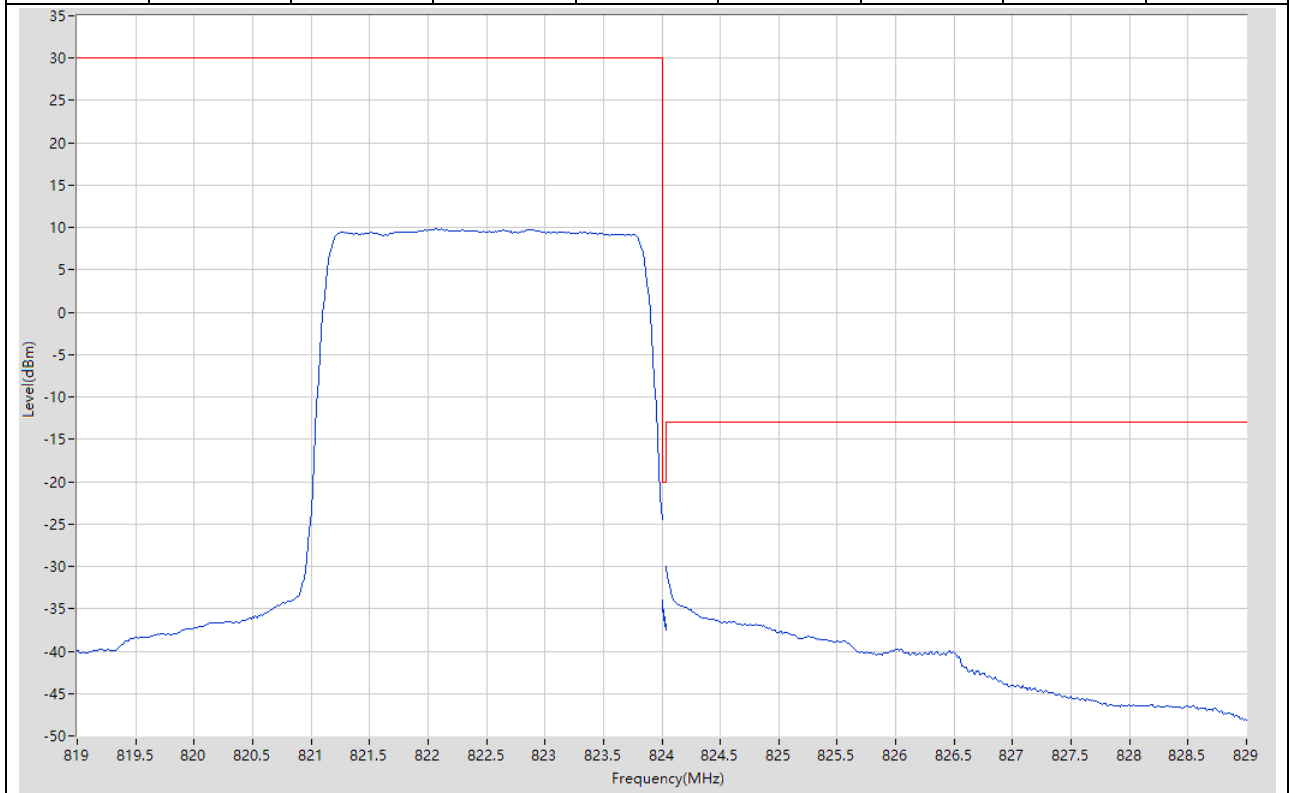
14.13. LTE Band Edge_Part90(NTNV)(Subtest:13, Channel:26775, Bandwidth:3, Modulation:QPSK, RB Number: 1, RB Position:HIGH)

Start Frequency (MHz)	Stop Frequency (MHz)	RBW (MHz)	Detector	Frequency (MHz)	Power (dBm)	Limit (dBm)	Verdict	Sweep Point
819	824	0.1	RMS	823.8	21.62	30	Pass	51
824	824.0375	0.002	RMS	824.01	-32.51	-20	Pass	20
824.0875	829	0.1	RMS	824.088	-23.26	-13	Pass	401



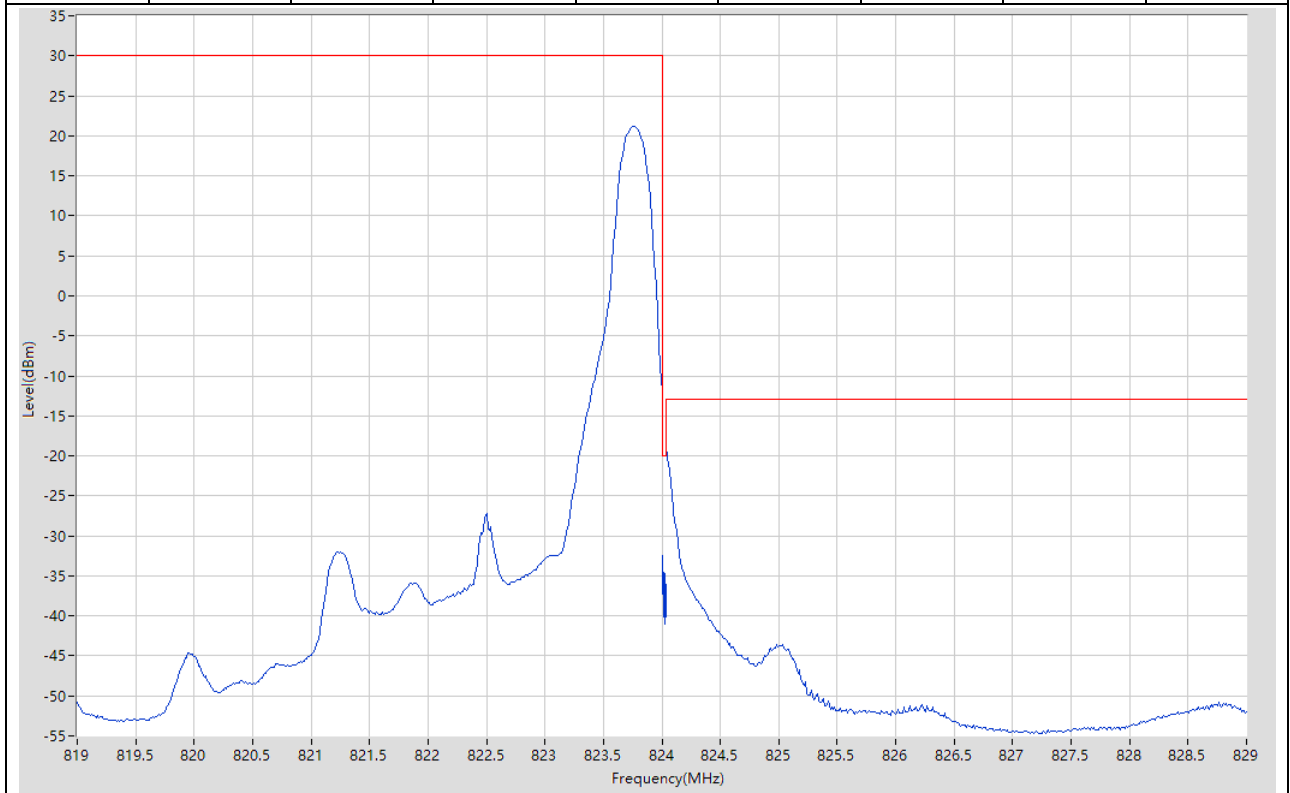
14.14. LTE Band Edge_Part90(NTNV)(Subtest:14, Channel:26775, Bandwidth:3, Modulation:QPSK, RB Number: 15, RB Position:HIGH)

Start Frequency (MHz)	Stop Frequency (MHz)	RBW (MHz)	Detector	Frequency (MHz)	Power (dBm)	Limit (dBm)	Verdict	Sweep Point
819	824	0.1	RMS	822.113	9.88	30	Pass	401
824	824.0375	0.03	RMS	824	-33.93	-20	Pass	401
824.0375	829	0.1	RMS	824.038	-29.96	-13	Pass	401



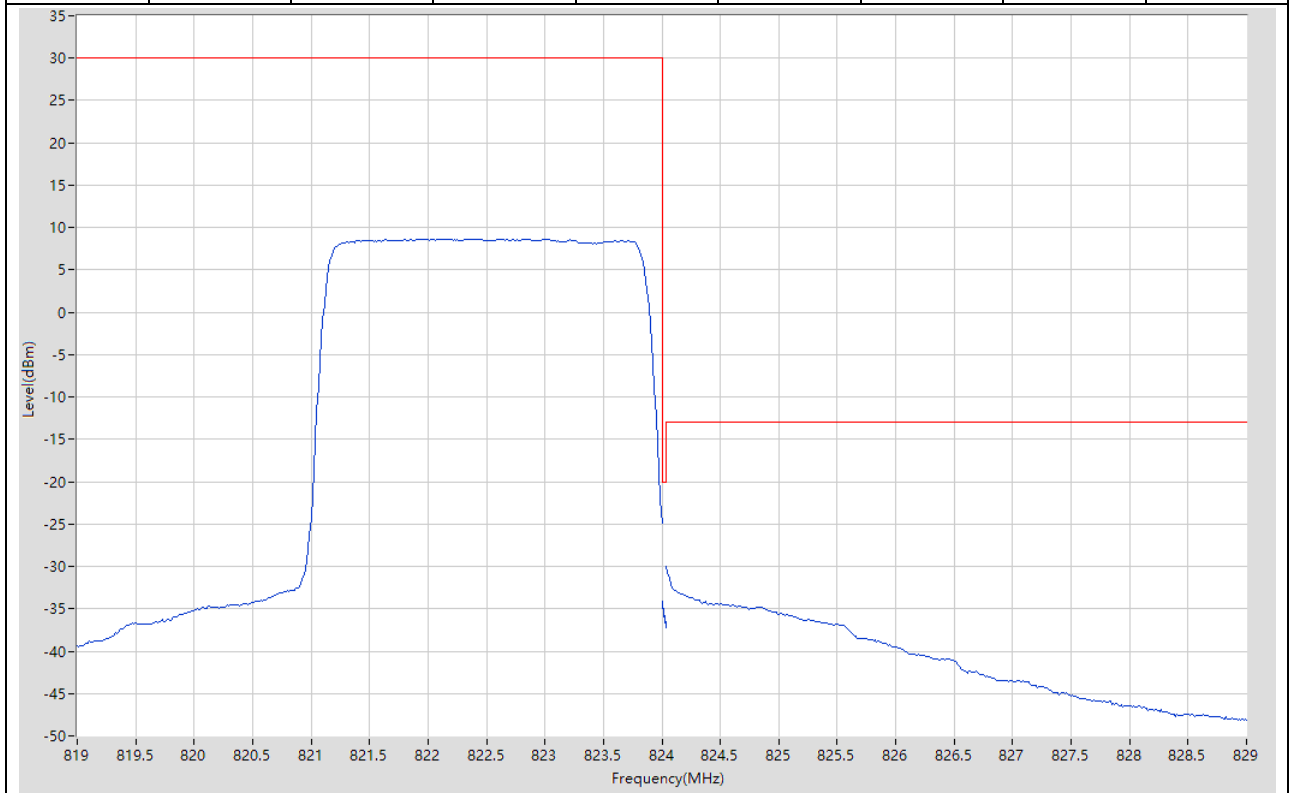
14.15. LTE Band Edge_Part90(NTNV)(Subtest:15, Channel:26775, Bandwidth:3, Modulation:Q16, RB Number: 1, RB Position:HIGH)

Start Frequency (MHz)	Stop Frequency (MHz)	RBW (MHz)	Detector	Frequency (MHz)	Power (dBm)	Limit (dBm)	Verdict	Sweep Point
819	824	0.1	RMS	823.763	21.14	30	Pass	401
824	824.0375	0.002	RMS	824.001	-32.52	-20	Pass	401
824.0375	829	0.1	RMS	824.038	-18.42	-13	Pass	401



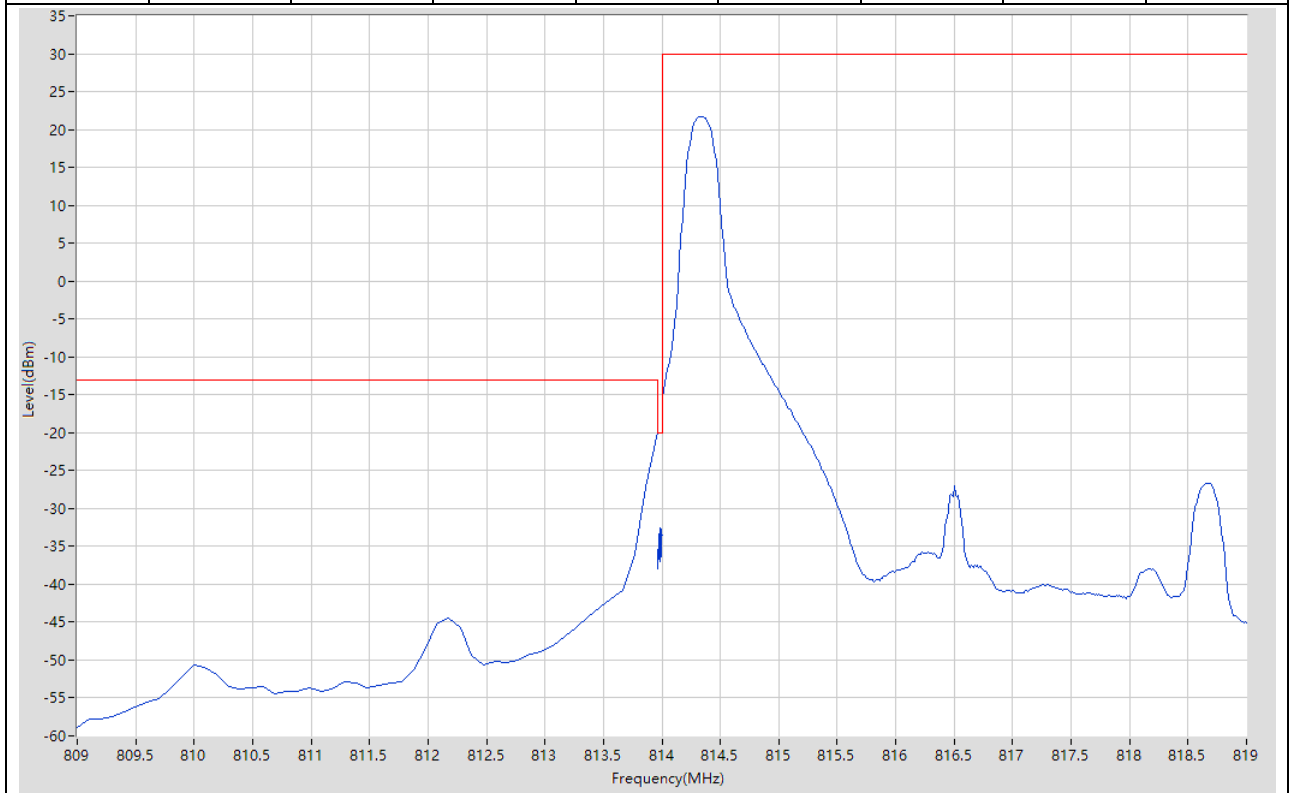
14.16. LTE Band Edge_Part90(NTNV)(Subtest:16, Channel:26775, Bandwidth:3, Modulation:Q16, RB Number: 15, RB Position:HIGH)

Start Frequency (MHz)	Stop Frequency (MHz)	RBW (MHz)	Detector	Frequency (MHz)	Power (dBm)	Limit (dBm)	Verdict	Sweep Point
819	824	0.1	RMS	822.413	8.67	30	Pass	401
824	824.0375	0.03	RMS	824	-34.04	-20	Pass	401
824.0375	829	0.1	RMS	824.038	-29.93	-13	Pass	401



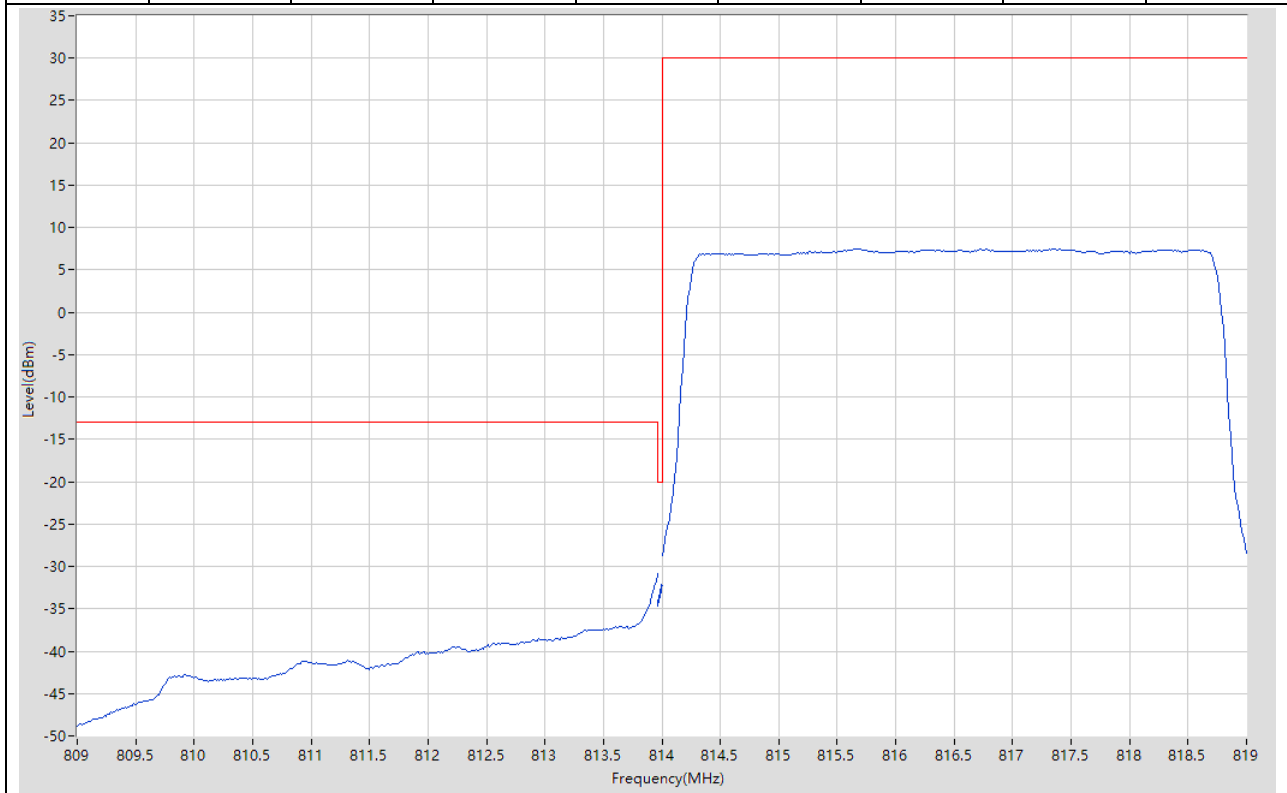
14.17. LTE Band Edge_Part90(NTNV)(Subtest:17, Channel:26715, Bandwidth:5, Modulation:QPSK, RB Number: 1, RB Position:LOW)

Start Frequency (MHz)	Stop Frequency (MHz)	RBW (MHz)	Detector	Frequency (MHz)	Power (dBm)	Limit (dBm)	Verdict	Sweep Point
809	813.9625	0.1	RMS	813.963	-19.83	-13	Pass	51
813.9625	814	0.002	RMS	813.99	-32.48	-20	Pass	401
814	819	0.1	RMS	814.325	21.72	30	Pass	401



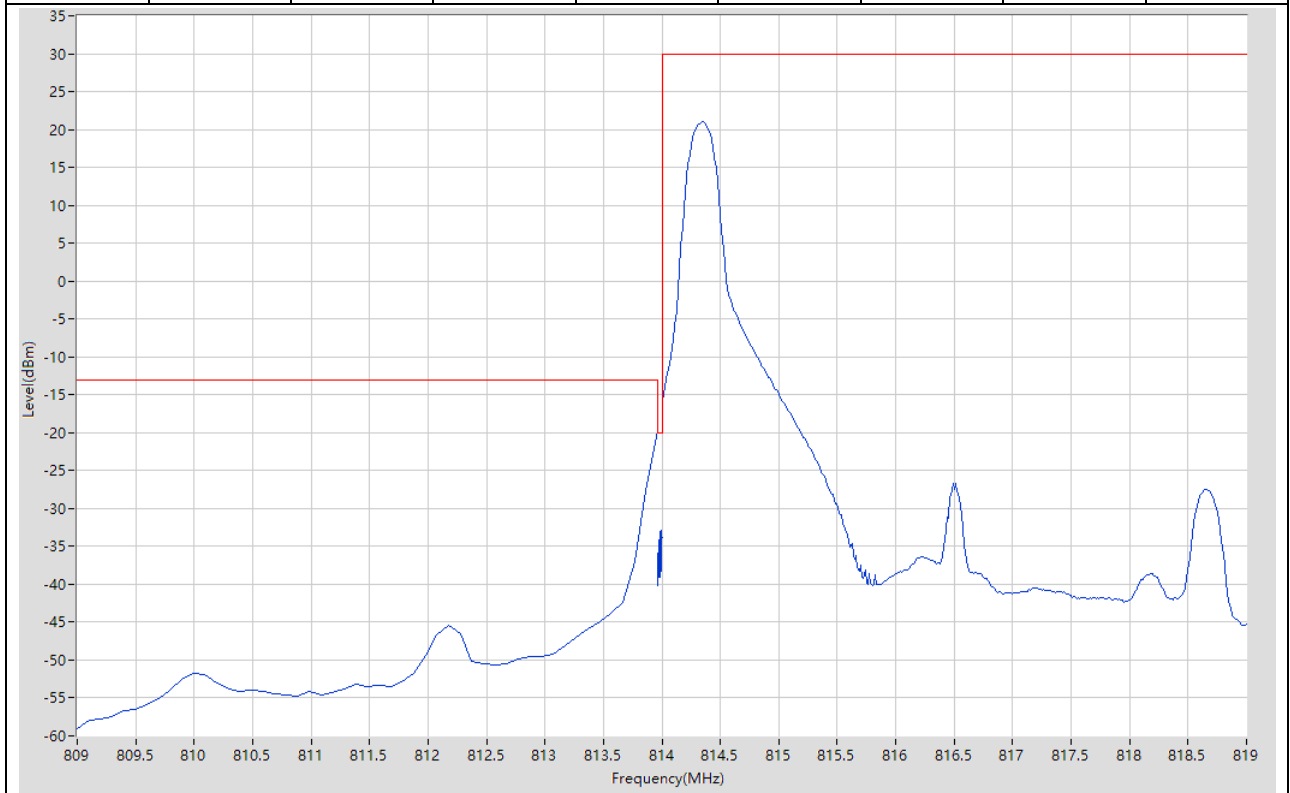
14.18. LTE Band Edge_Part90(NTNV)(Subtest:18, Channel:26715, Bandwidth:5, Modulation:QPSK, RB Number: 25, RB Position:LOW)

Start Frequency (MHz)	Stop Frequency (MHz)	RBW (MHz)	Detector	Frequency (MHz)	Power (dBm)	Limit (dBm)	Verdict	Sweep Point
809	813.9625	0.1	RMS	813.963	-30.82	-13	Pass	401
813.9625	814	0.051	RMS	814	-32.07	-20	Pass	401
814	819	0.1	RMS	817.35	7.49	30	Pass	401



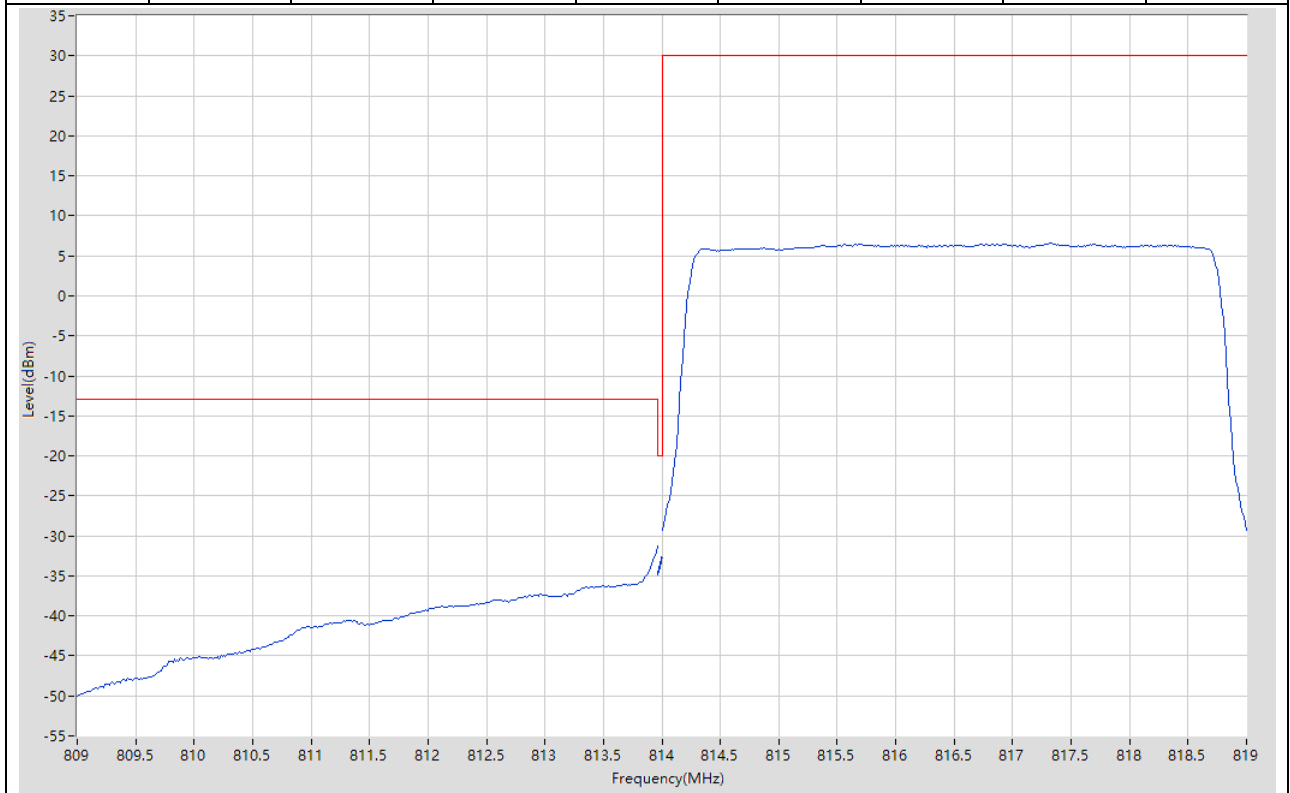
14.19. LTE Band Edge_Part90(NTNV)(Subtest:19, Channel:26715, Bandwidth:5, Modulation:Q16, RB Number: 1, RB Position:LOW)

Start Frequency (MHz)	Stop Frequency (MHz)	RBW (MHz)	Detector	Frequency (MHz)	Power (dBm)	Limit (dBm)	Verdict	Sweep Point
809	813.9625	0.1	RMS	813.963	-19.68	-13	Pass	51
813.9625	814	0.002	RMS	813.998	-32.88	-20	Pass	401
814	819	0.1	RMS	814.35	20.97	30	Pass	401



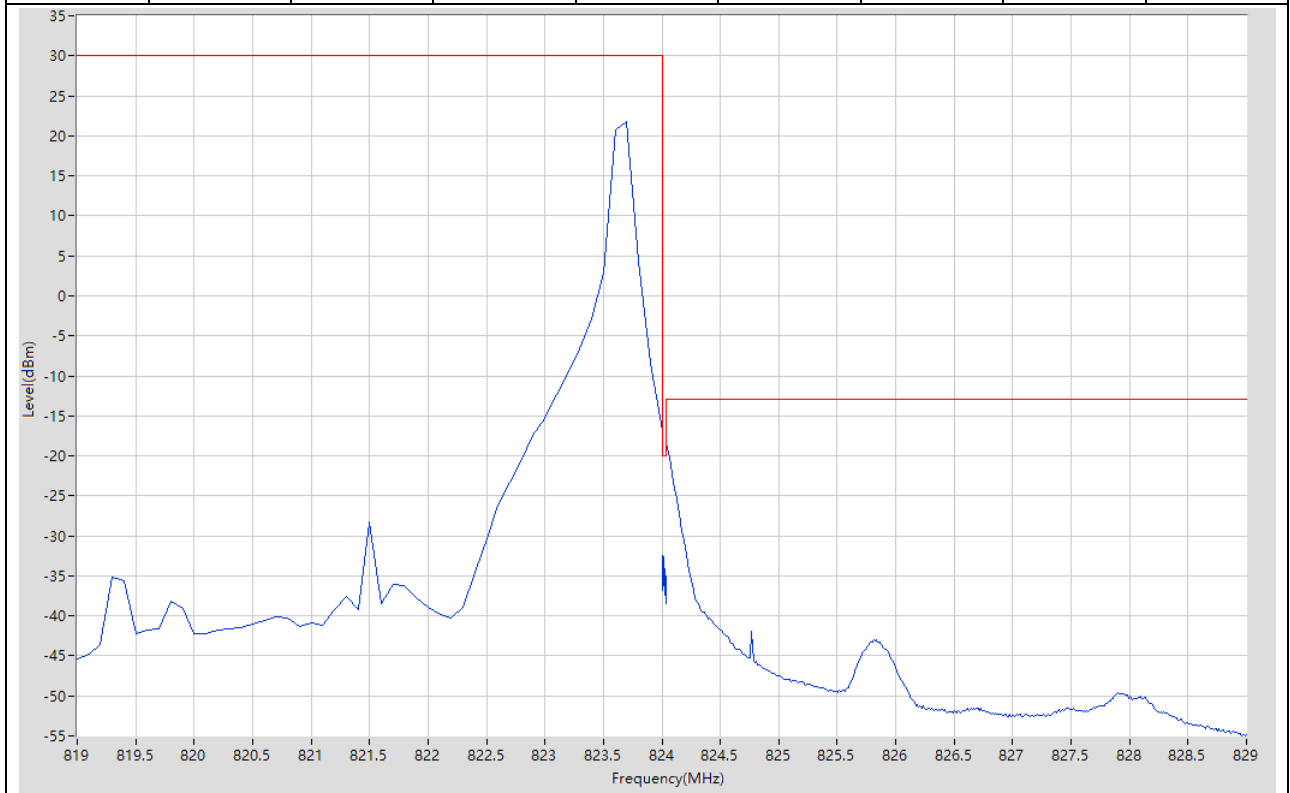
14.20. LTE Band Edge_Part90(NTNV)(Subtest:20, Channel:26715, Bandwidth:5, Modulation:Q16, RB Number: 25, RB Position:LOW)

Start Frequency (MHz)	Stop Frequency (MHz)	RBW (MHz)	Detector	Frequency (MHz)	Power (dBm)	Limit (dBm)	Verdict	Sweep Point
809	813.9625	0.1	RMS	813.963	-31.27	-13	Pass	401
813.9625	814	0.051	RMS	814	-32.62	-20	Pass	401
814	819	0.1	RMS	817.338	6.53	30	Pass	401



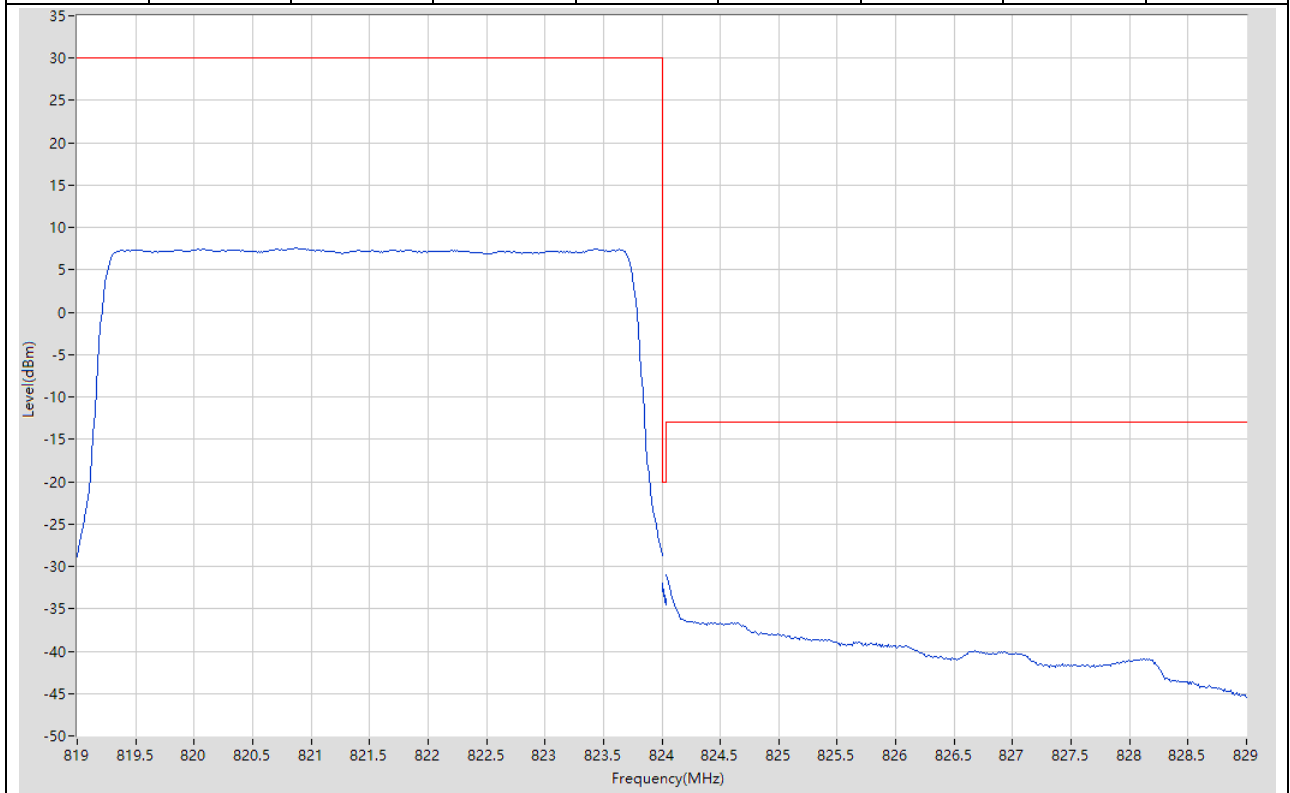
14.21. LTE Band Edge_Part90(NTNV)(Subtest:21, Channel:26765, Bandwidth:5, Modulation:QPSK, RB Number: 1, RB Position:HIGH)

Start Frequency (MHz)	Stop Frequency (MHz)	RBW (MHz)	Detector	Frequency (MHz)	Power (dBm)	Limit (dBm)	Verdict	Sweep Point
819	824	0.1	RMS	823.7	21.81	30	Pass	51
824	824.0375	0.002	RMS	824.001	-32.39	-20	Pass	401
824.0375	829	0.1	RMS	824.038	-18.37	-13	Pass	401



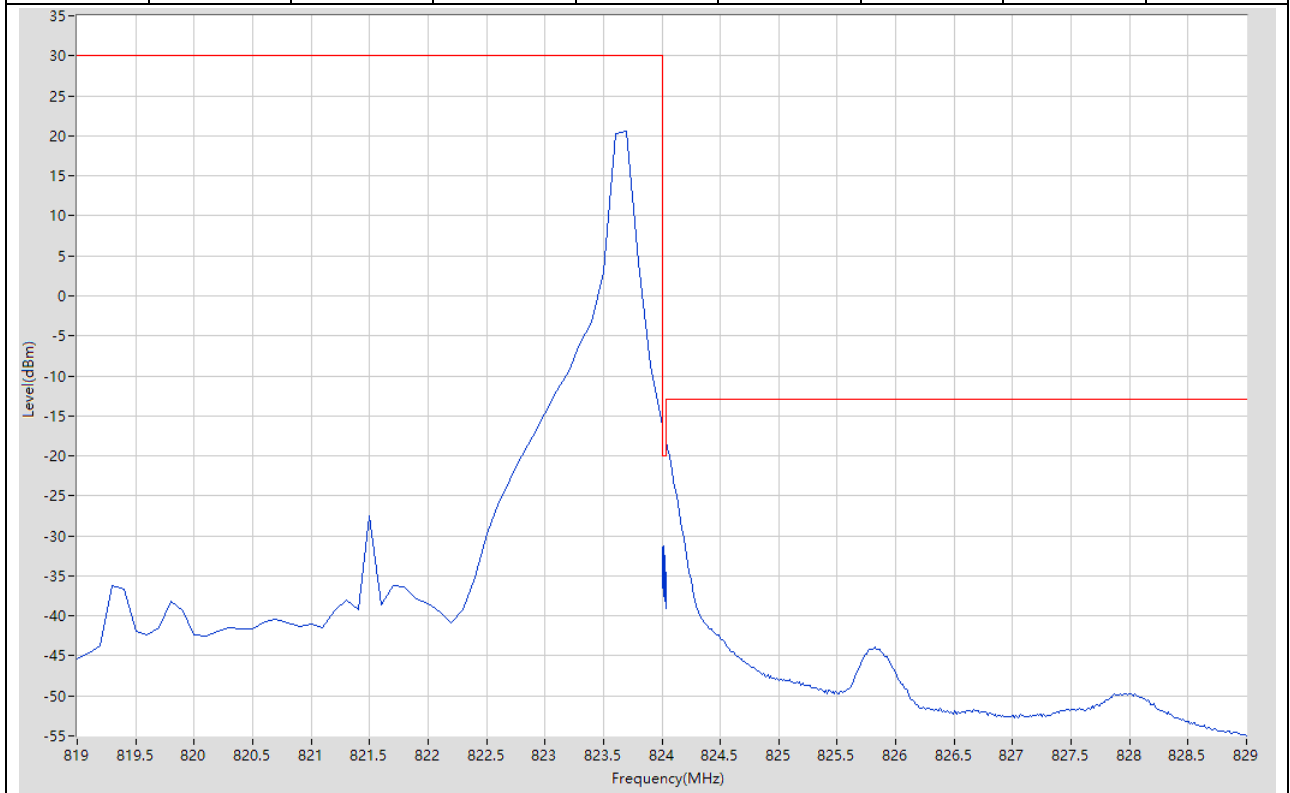
14.22. LTE Band Edge_Part90(NTNV)(Subtest:22, Channel:26765, Bandwidth:5, Modulation:QPSK, RB Number: 25, RB Position:HIGH)

Start Frequency (MHz)	Stop Frequency (MHz)	RBW (MHz)	Detector	Frequency (MHz)	Power (dBm)	Limit (dBm)	Verdict	Sweep Point
819	824	0.1	RMS	820.863	7.59	30	Pass	401
824	824.0375	0.051	RMS	824	-31.99	-20	Pass	401
824.0375	829	0.1	RMS	824.038	-31.05	-13	Pass	401



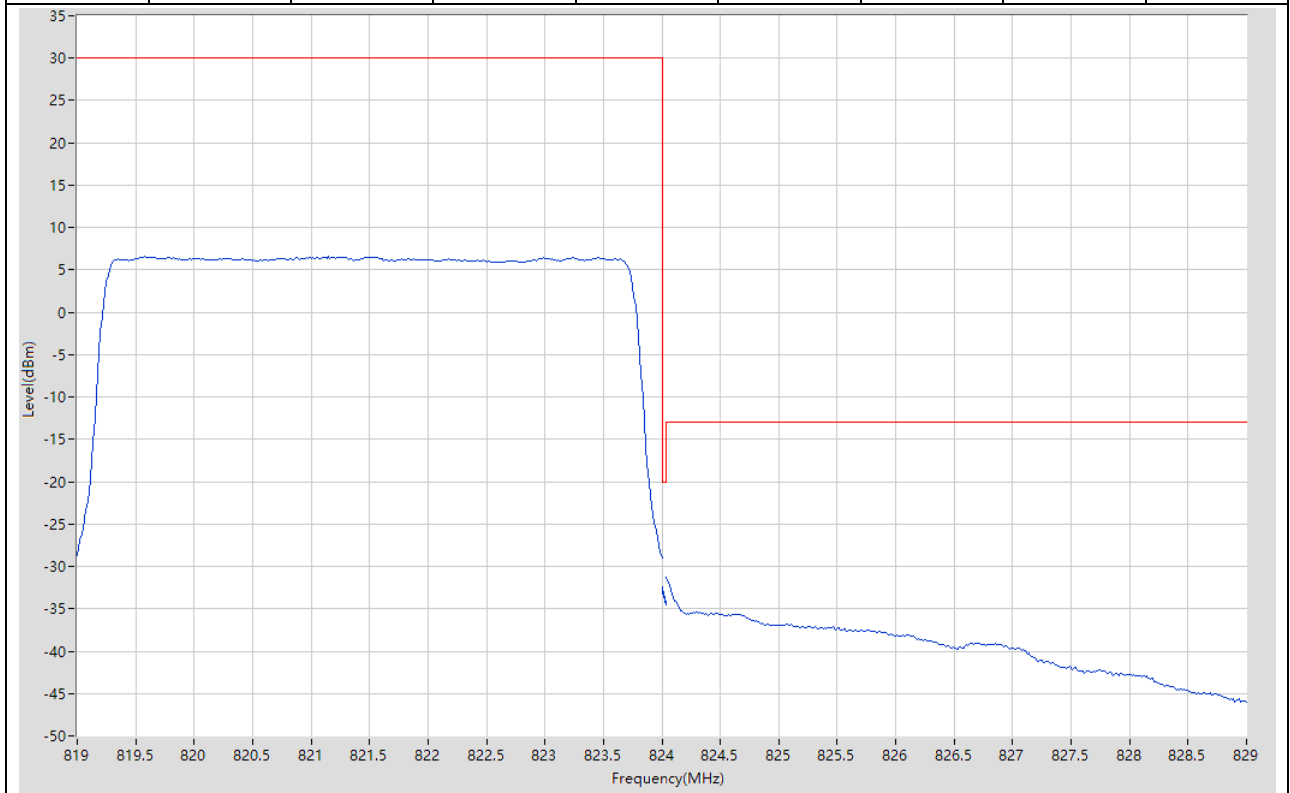
14.23. LTE Band Edge_Part90(NTNV)(Subtest:23, Channel:26765, Bandwidth:5, Modulation:Q16, RB Number: 1, RB Position:HIGH)

Start Frequency (MHz)	Stop Frequency (MHz)	RBW (MHz)	Detector	Frequency (MHz)	Power (dBm)	Limit (dBm)	Verdict	Sweep Point
819	824	0.1	RMS	823.7	20.51	30	Pass	51
824	824.0375	0.002	RMS	824.011	-31.28	-20	Pass	401
824.0375	829	0.1	RMS	824.038	-18.09	-13	Pass	401



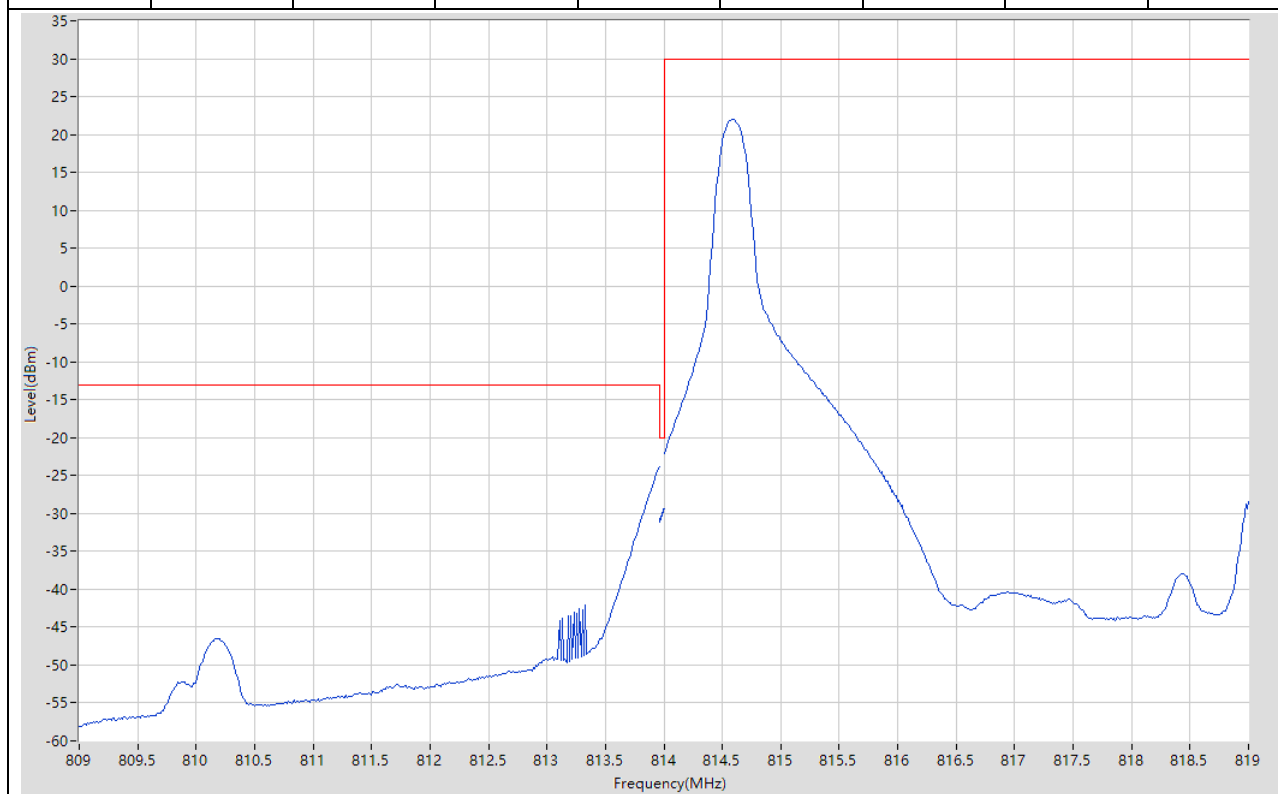
14.24. LTE Band Edge_Part90(NTNV)(Subtest:24, Channel:26765, Bandwidth:5, Modulation:Q16, RB Number: 25, RB Position:HIGH)

Start Frequency (MHz)	Stop Frequency (MHz)	RBW (MHz)	Detector	Frequency (MHz)	Power (dBm)	Limit (dBm)	Verdict	Sweep Point
819	824	0.1	RMS	819.575	6.58	30	Pass	401
824	824.0375	0.051	RMS	824	-32.46	-20	Pass	401
824.0375	829	0.1	RMS	824.038	-31.2	-13	Pass	401



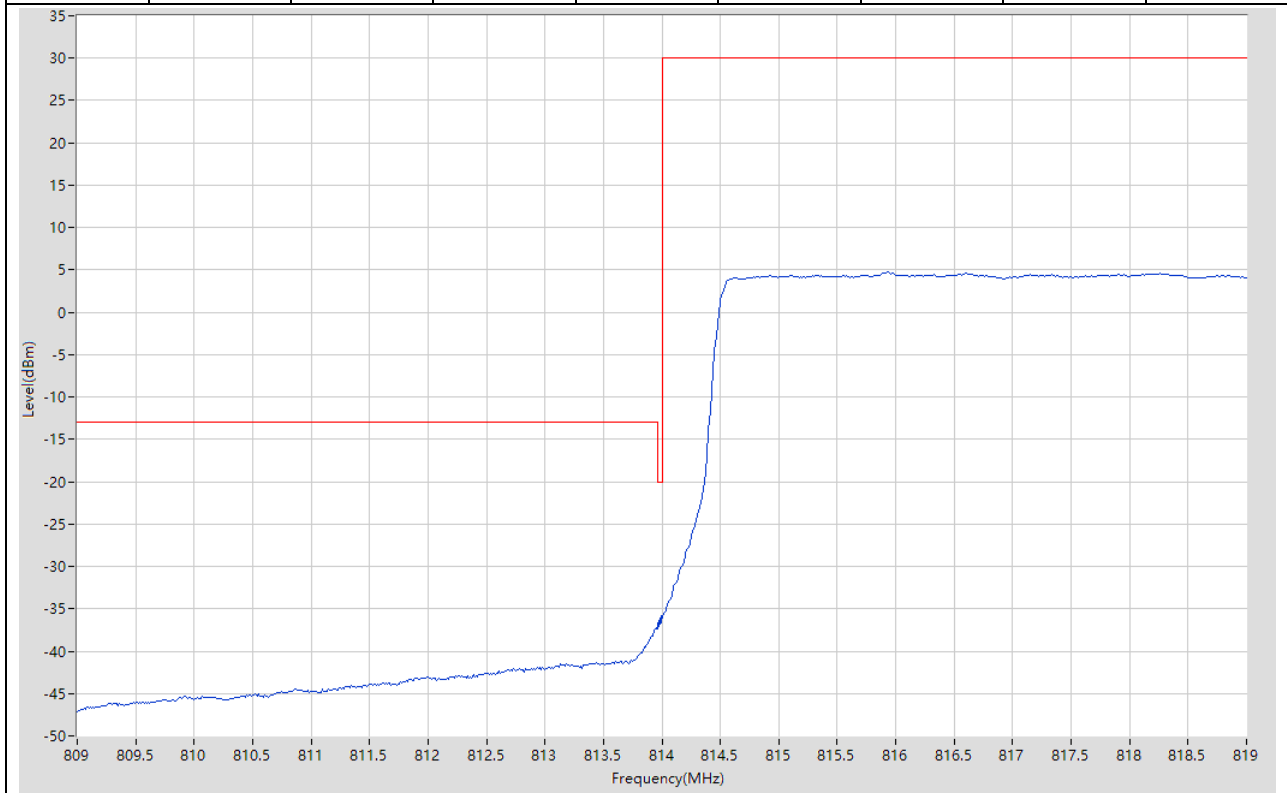
14.25. LTE Band Edge_Part90(NTNV)(Subtest:25, Channel:26740, Bandwidth:10, Modulation:QPSK, RB Number: 1, RB Position:LOW)

Start Frequency (MHz)	Stop Frequency (MHz)	RBW (MHz)	Detector	Frequency (MHz)	Power (dBm)	Limit (dBm)	Verdict	Sweep Point
809	813.9625	0.1	RMS	813.963	-23.83	-13	Pass	401
813.9625	814	0.02	RMS	814	-29.37	-20	Pass	401
814	819	0.1	RMS	814.588	21.96	30	Pass	401



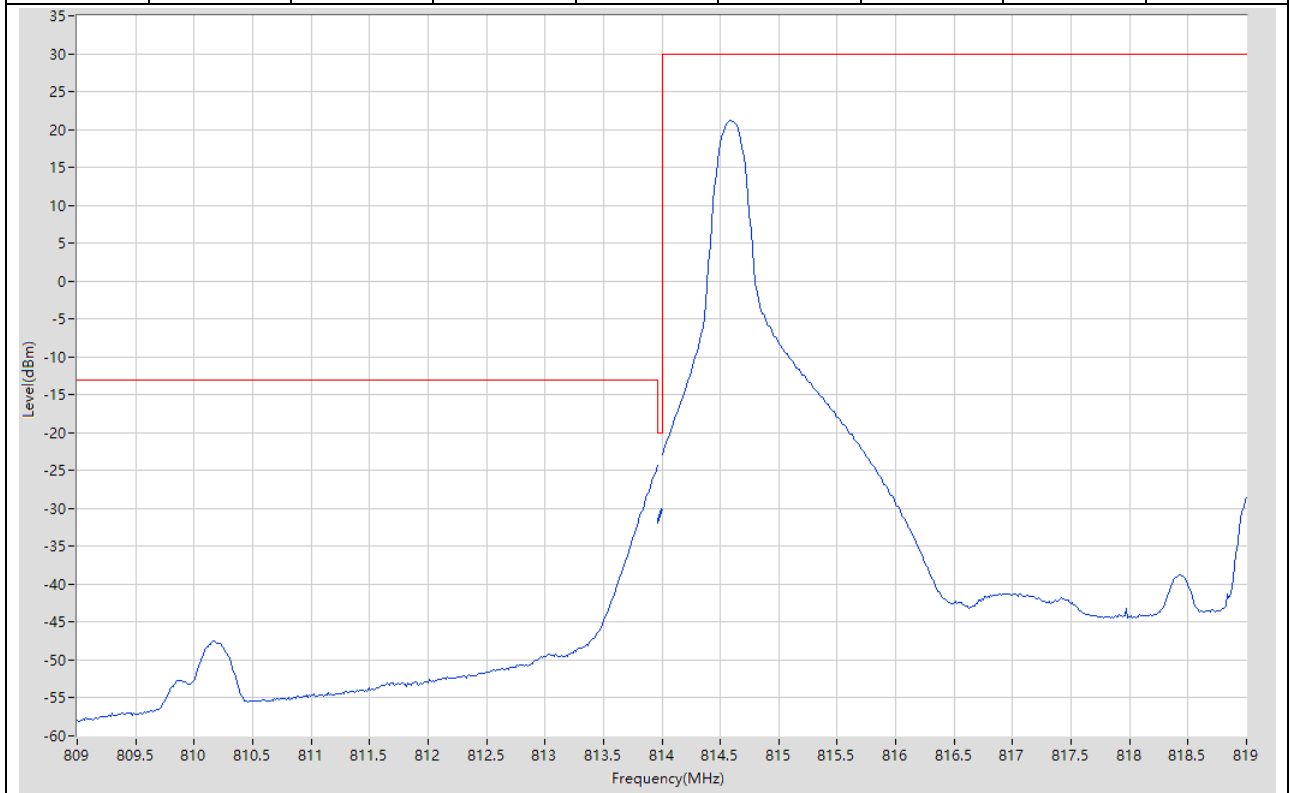
14.26. LTE Band Edge_Part90(NTNV)(Subtest:26, Channel:26740, Bandwidth:10, Modulation:QPSK, RB Number: 50, RB Position:LOW)

Start Frequency (MHz)	Stop Frequency (MHz)	RBW (MHz)	Detector	Frequency (MHz)	Power (dBm)	Limit (dBm)	Verdict	Sweep Point
809	813.9625	0.1	RMS	813.963	-37.15	-13	Pass	401
813.9625	814	0.1	RMS	813.999	-35.86	-20	Pass	401
814	819	0.1	RMS	815.925	4.75	30	Pass	401



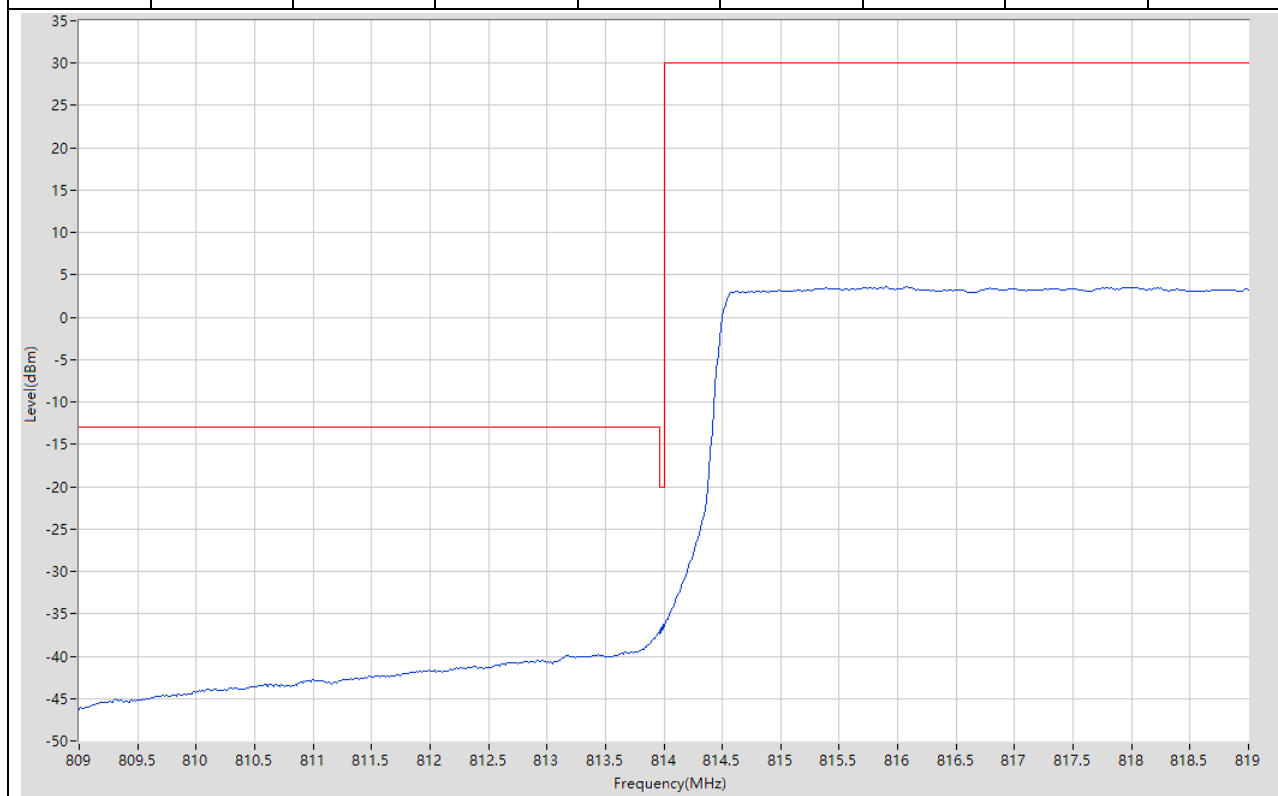
14.27. LTE Band Edge_Part90(NTNV)(Subtest:27, Channel:26740, Bandwidth:10, Modulation:Q16, RB Number: 1, RB Position:LOW)

Start Frequency (MHz)	Stop Frequency (MHz)	RBW (MHz)	Detector	Frequency (MHz)	Power (dBm)	Limit (dBm)	Verdict	Sweep Point
809	813.9625	0.1	RMS	813.963	-24.35	-13	Pass	401
813.9625	814	0.02	RMS	813.999	-30	-20	Pass	401
814	819	0.1	RMS	814.588	21.14	30	Pass	401



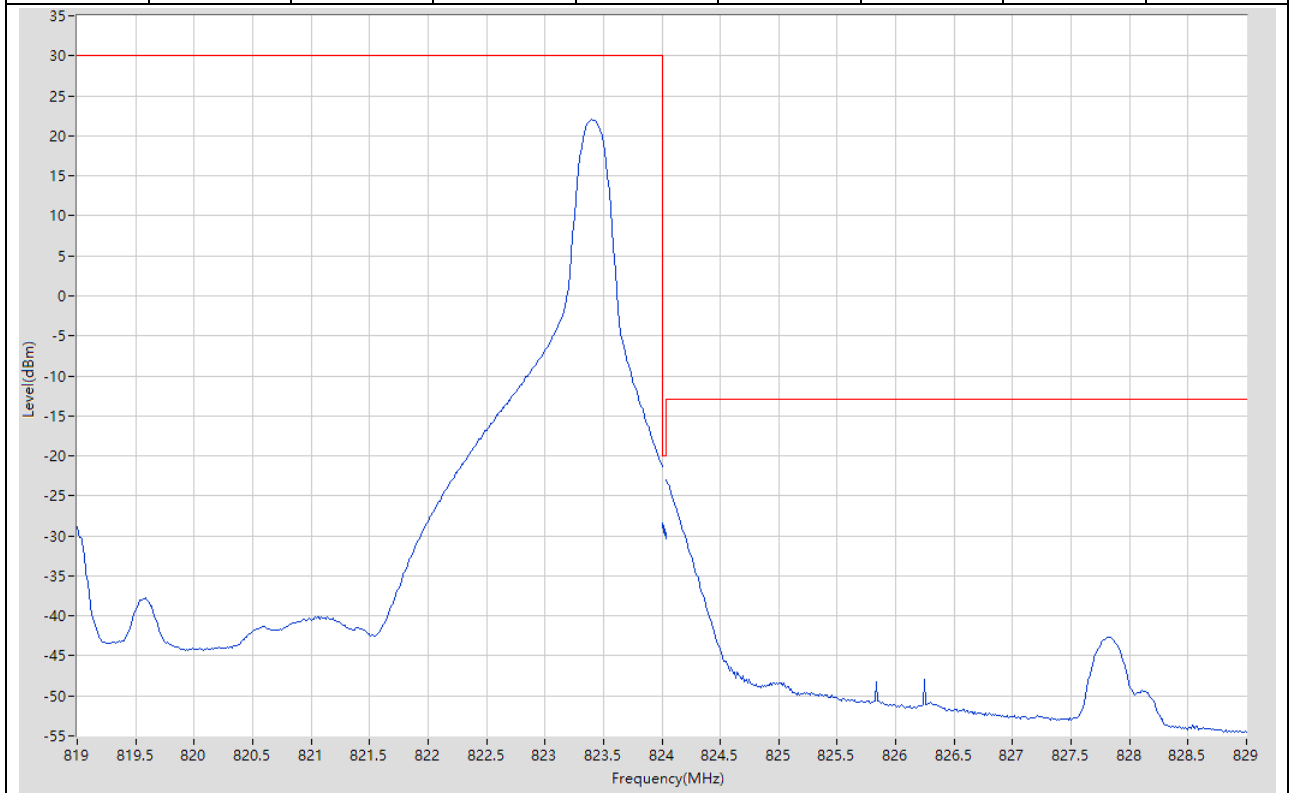
14.28. LTE Band Edge_Part90(NTNV)(Subtest:28, Channel:26740, Bandwidth:10, Modulation:Q16, RB Number: 50, RB Position:LOW)

Start Frequency (MHz)	Stop Frequency (MHz)	RBW (MHz)	Detector	Frequency (MHz)	Power (dBm)	Limit (dBm)	Verdict	Sweep Point
809	813.9625	0.1	RMS	813.963	-37.23	-13	Pass	401
813.9625	814	0.1	RMS	813.999	-36.23	-20	Pass	401
814	819	0.1	RMS	816.075	3.59	30	Pass	401



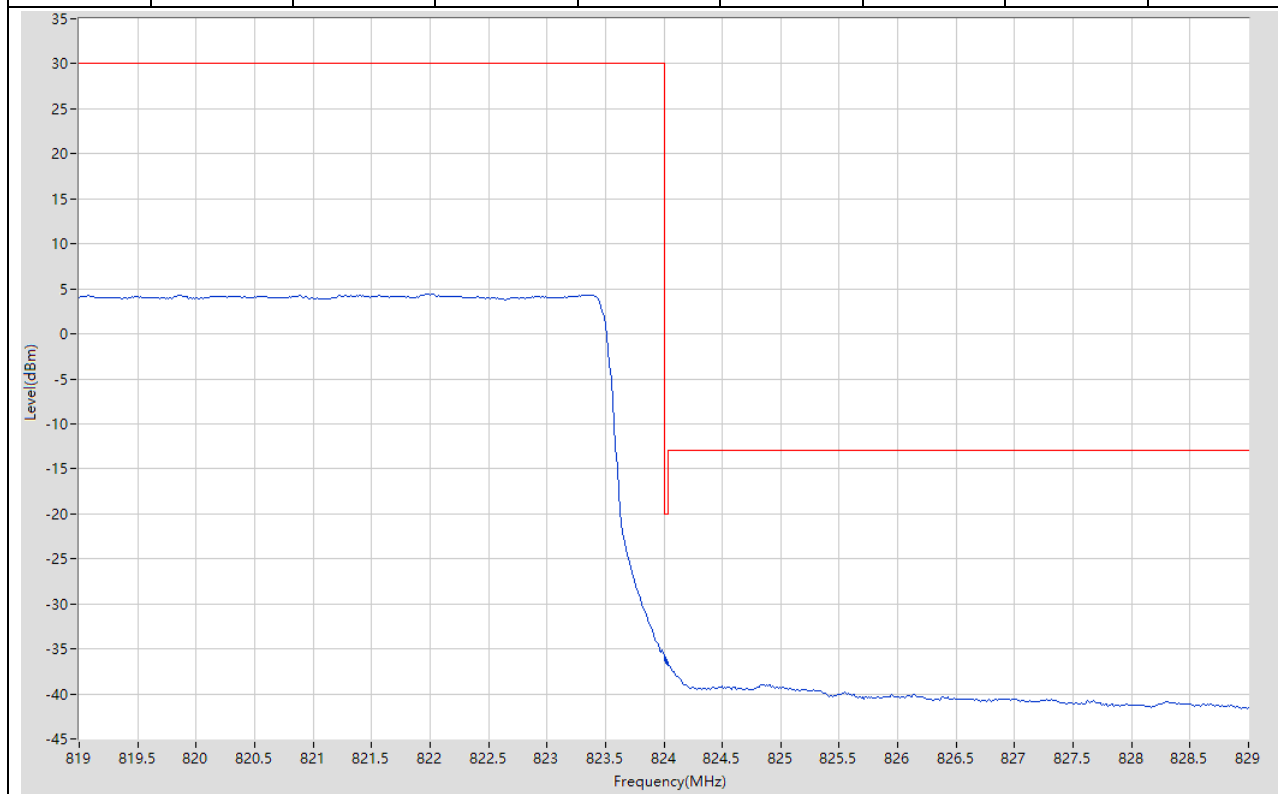
14.29. LTE Band Edge_Part90(NTNV)(Subtest:29, Channel:26740, Bandwidth:10, Modulation:QPSK, RB Number: 1, RB Position:HIGH)

Start Frequency (MHz)	Stop Frequency (MHz)	RBW (MHz)	Detector	Frequency (MHz)	Power (dBm)	Limit (dBm)	Verdict	Sweep Point
819	824	0.1	RMS	823.4	22.03	30	Pass	401
824	824.0375	0.02	RMS	824	-28.36	-20	Pass	401
824.0375	829	0.1	RMS	824.038	-22.99	-13	Pass	401



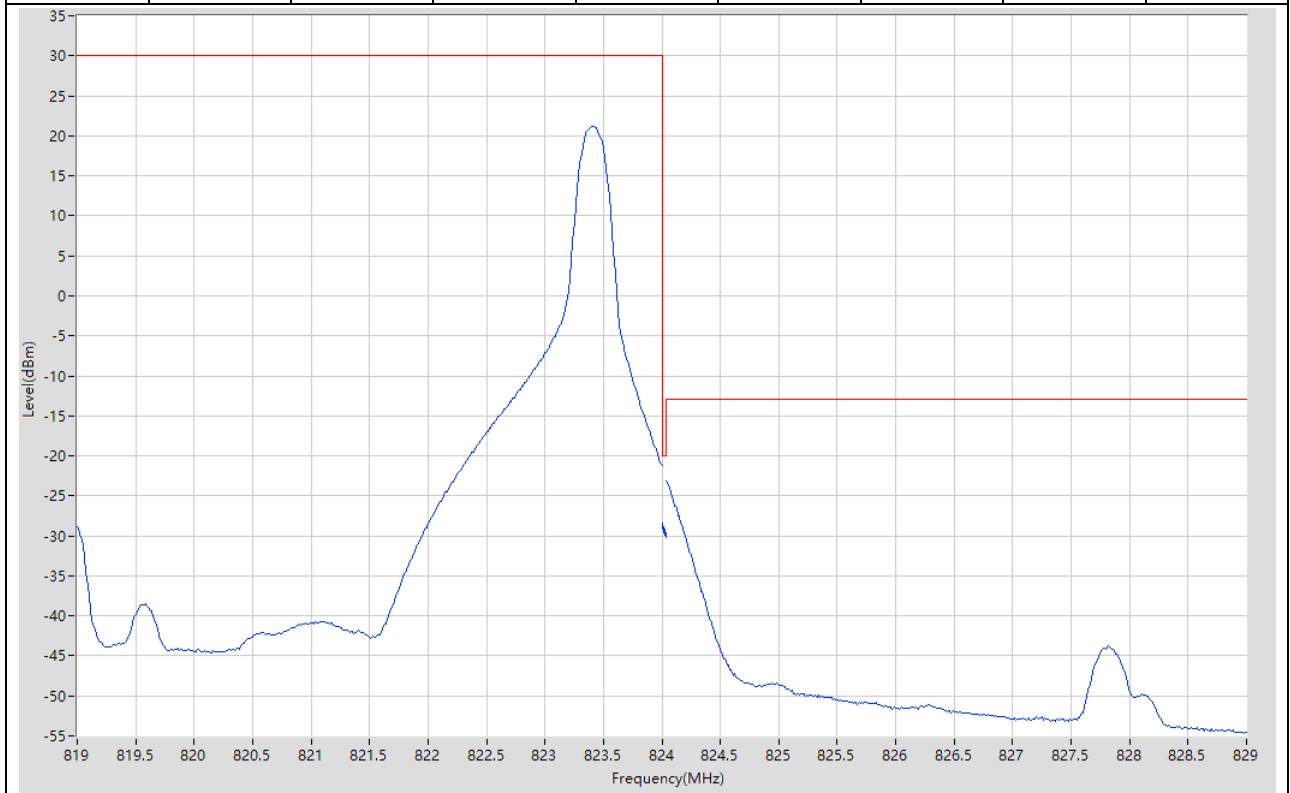
14.30. LTE Band Edge_Part90(NTNV)(Subtest:30, Channel:26740, Bandwidth:10, Modulation:QPSK, RB Number: 50, RB Position:HIGH)

Start Frequency (MHz)	Stop Frequency (MHz)	RBW (MHz)	Detector	Frequency (MHz)	Power (dBm)	Limit (dBm)	Verdict	Sweep Point
819	824	0.1	RMS	821.975	4.38	30	Pass	401
824	824.0375	0.1	RMS	824.001	-35.74	-20	Pass	401
824.0375	829	0.1	RMS	824.038	-36.77	-13	Pass	401



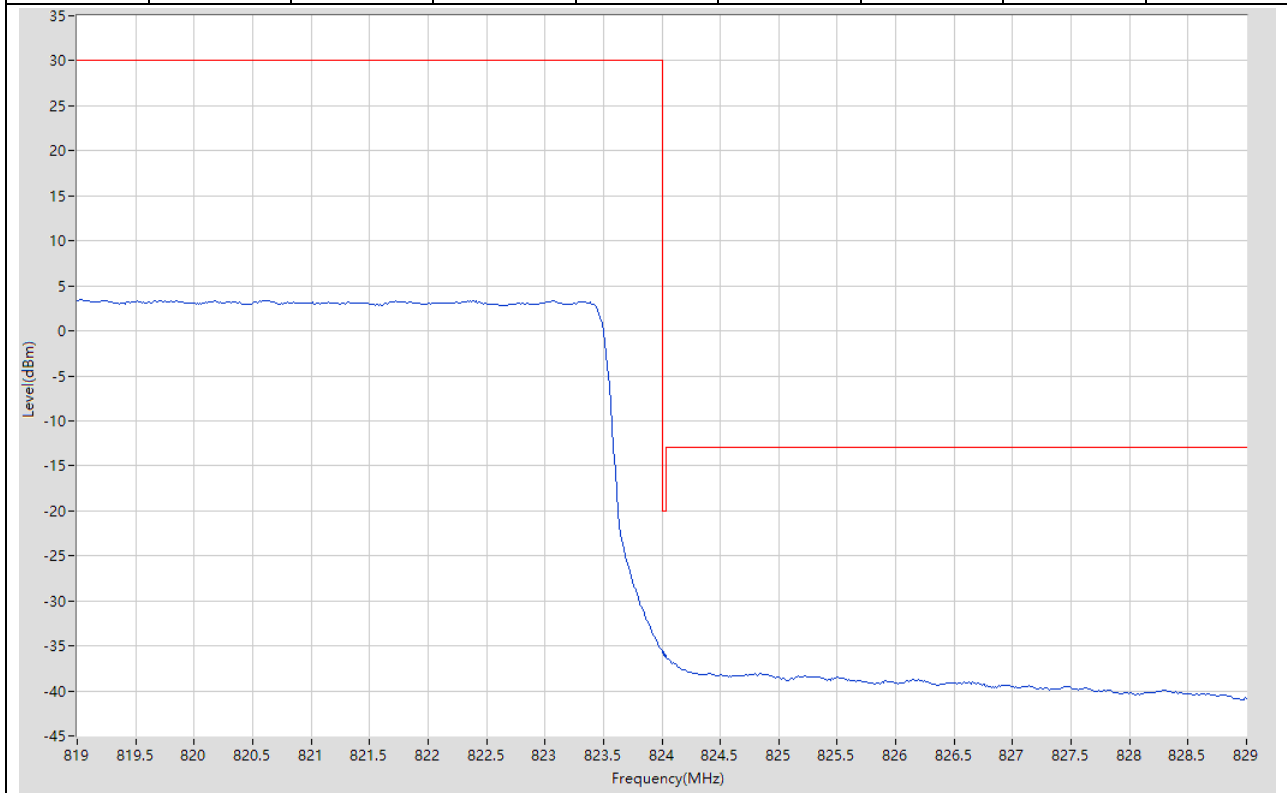
14.31. LTE Band Edge_Part90(NTNV)(Subtest:31, Channel:26740, Bandwidth:10, Modulation:Q16, RB Number: 1, RB Position:HIGH)

Start Frequency (MHz)	Stop Frequency (MHz)	RBW (MHz)	Detector	Frequency (MHz)	Power (dBm)	Limit (dBm)	Verdict	Sweep Point
819	824	0.1	RMS	823.4	21.19	30	Pass	401
824	824.0375	0.02	RMS	824	-28.4	-20	Pass	401
824.0375	829	0.1	RMS	824.038	-23.13	-13	Pass	401



14.32. LTE Band Edge_Part90(NTNV)(Subtest:32, Channel:26740, Bandwidth:10, Modulation:Q16, RB Number: 50, RB Position:HIGH)

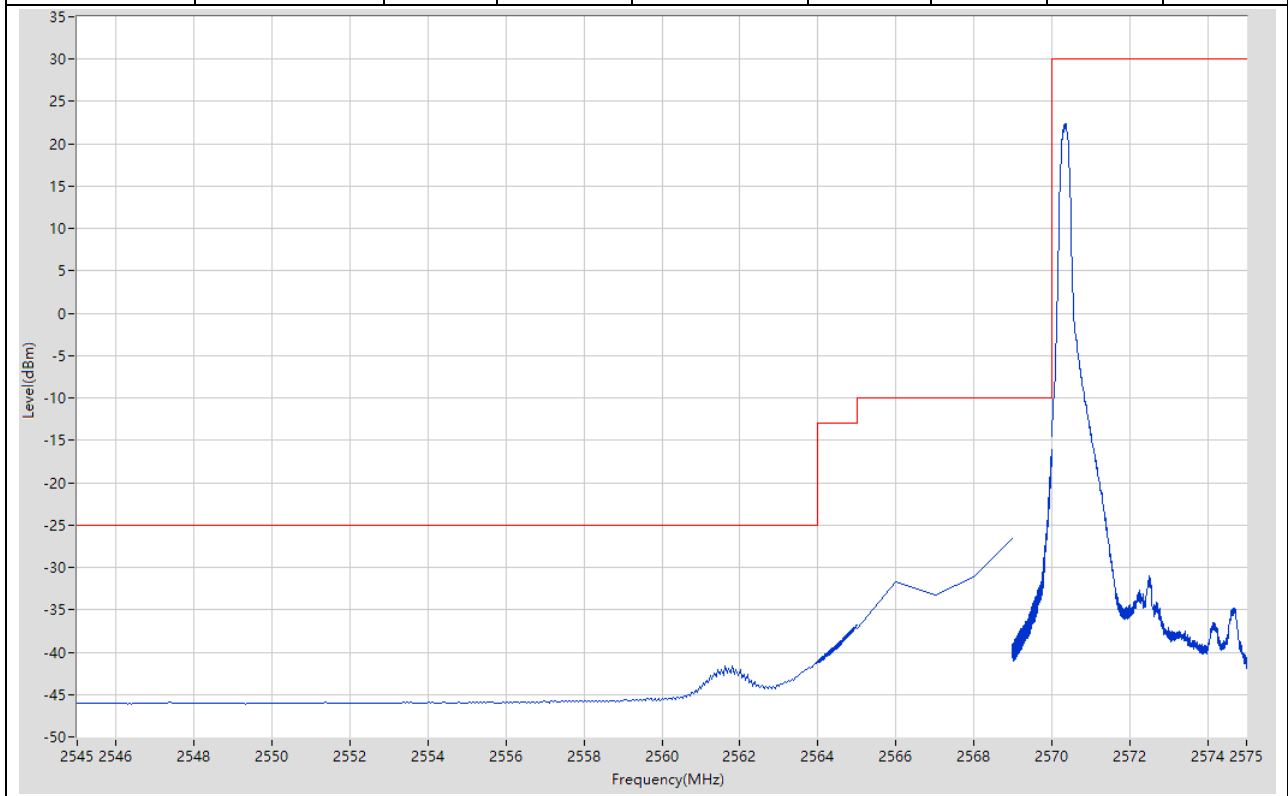
Start Frequency (MHz)	Stop Frequency (MHz)	RBW (MHz)	Detector	Frequency (MHz)	Power (dBm)	Limit (dBm)	Verdict	Sweep Point
819	824	0.1	RMS	819.038	3.45	30	Pass	401
824	824.0375	0.1	RMS	824	-35.47	-20	Pass	401
824.0375	829	0.1	RMS	824.038	-36.29	-13	Pass	401



15. LTE_Band38

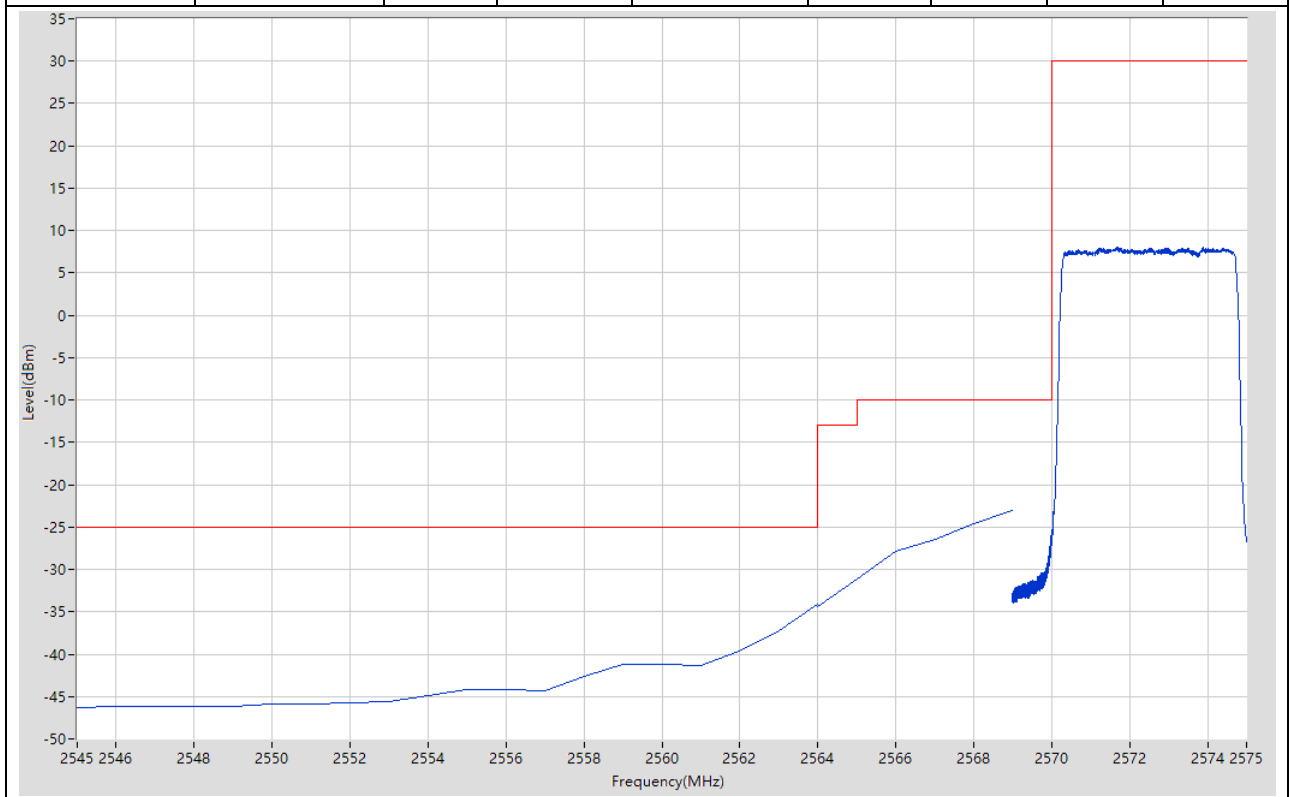
15.1. LTE Band Edge_Part22-24-27(NTNV)(Subtest:1, Channel:37775, Bandwidth:5, Modulation:QPSK, RB Number: 1, RB Position:LOW)

Start Frequency (MHz)	Stop Frequency (MHz)	RBW (MHz)	Detector	Frequency (MHz)	Power (dBm)	Limit (dBm)	Verdict	Sweep Point
2545	2564	1	RMS	2564	-41.12	-25	Pass	401
2564	2565	1	RMS	2564.99	-36.76	-13	Pass	401
2565	2569	1	RMS	2569	-26.57	-10	Pass	5
2569	2570	0.051	RMS	2569.998	-16.13	-10	Pass	401
2570	2575	0.1	RMS	2570.338	22.38	30	Pass	401



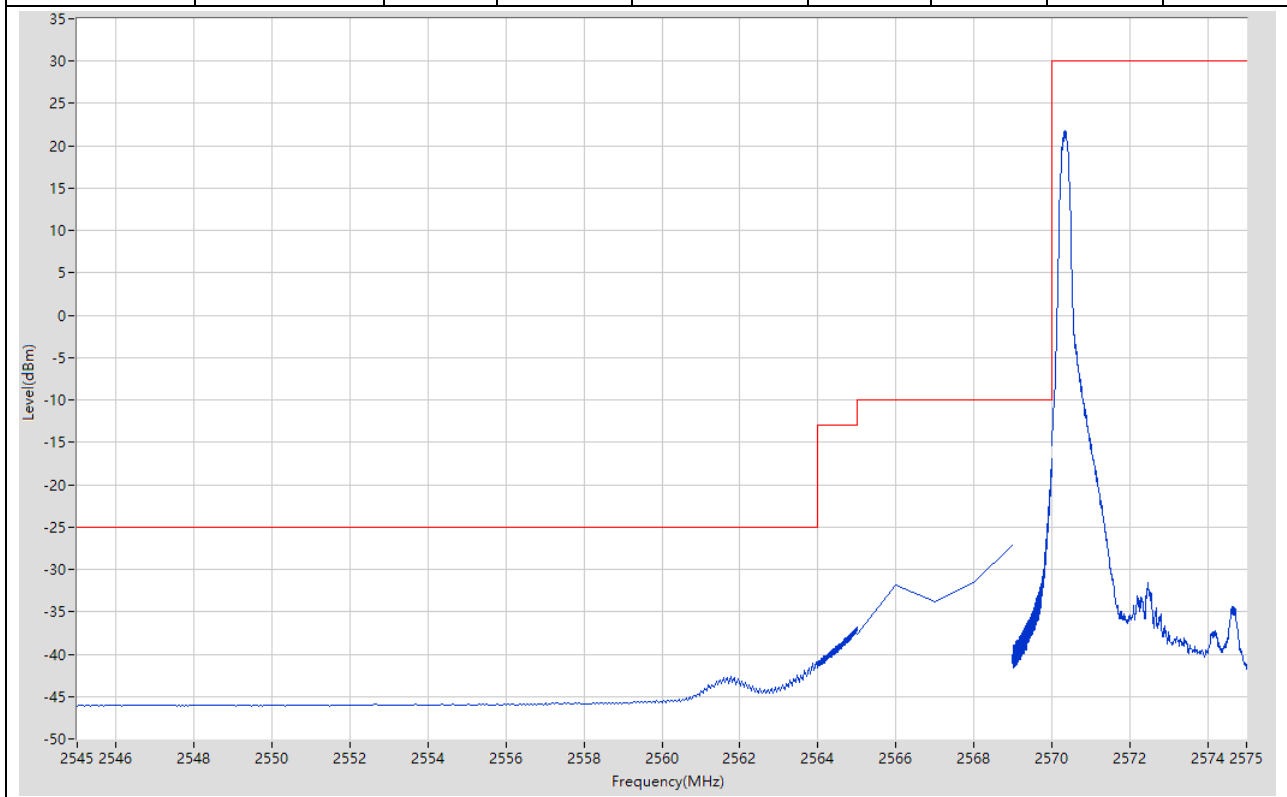
15.2. LTE Band Edge_Part22-24-27(NTNV)(Subtest:2, Channel:37775, Bandwidth:5, Modulation:QPSK, RB Number: 25, RB Position:LOW)

Start Frequency (MHz)	Stop Frequency (MHz)	RBW (MHz)	Detector	Frequency (MHz)	Power (dBm)	Limit (dBm)	Verdict	Sweep Point
2545	2564	1	RMS	2564	-34.14	-25	Pass	20
2564	2565	1	RMS	2565	-31.1	-13	Pass	2
2565	2569	1	RMS	2569	-23.11	-10	Pass	5
2569	2570	0.1	RMS	2570	-25.25	-10	Pass	401
2570	2575	0.1	RMS	2571.675	8.04	30	Pass	401



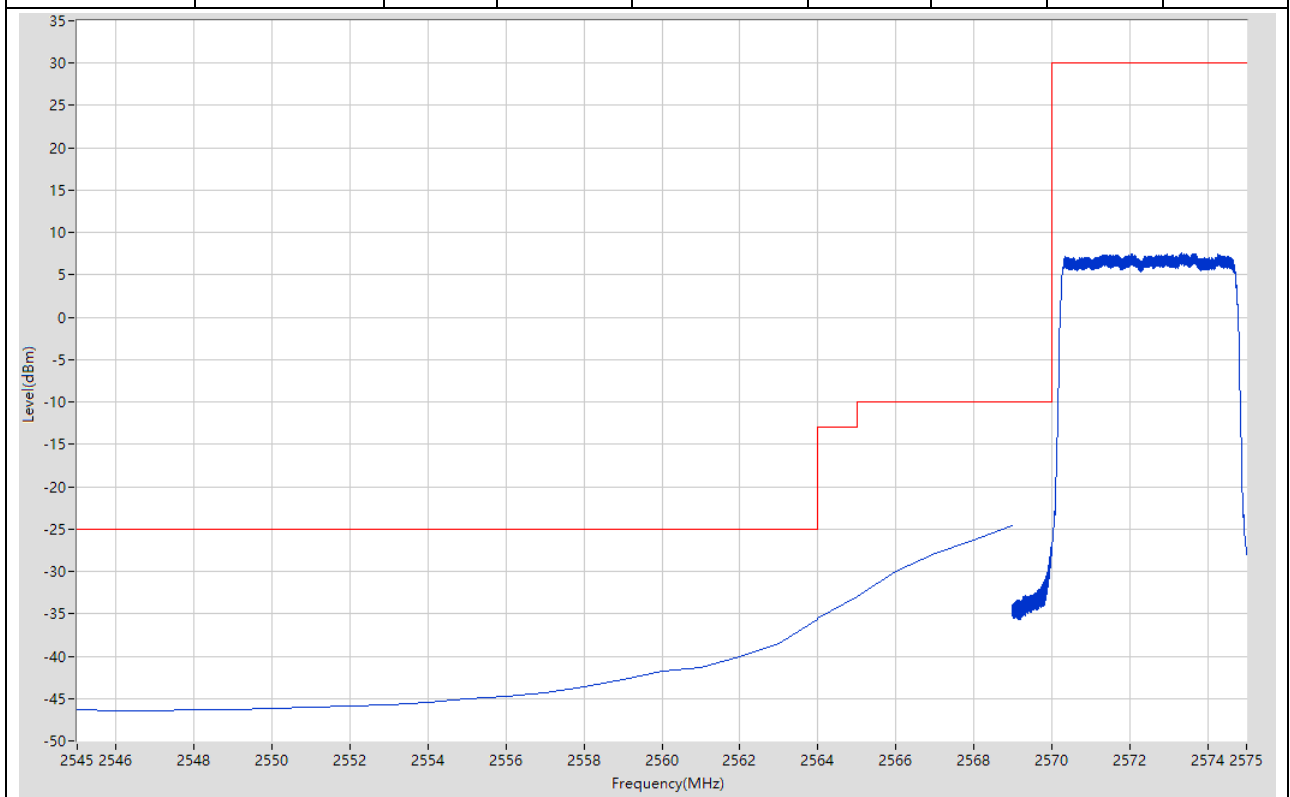
15.3. LTE Band Edge_Part22-24-27(NTNV)(Subtest:3, Channel:37775, Bandwidth:5, Modulation:Q16, RB Number: 1, RB Position:LOW)

Start Frequency (MHz)	Stop Frequency (MHz)	RBW (MHz)	Detector	Frequency (MHz)	Power (dBm)	Limit (dBm)	Verdict	Sweep Point
2545	2564	1	RMS	2563.953	-40.93	-25	Pass	401
2564	2565	1	RMS	2564.995	-36.84	-13	Pass	401
2565	2569	1	RMS	2569	-27.14	-10	Pass	5
2569	2570	0.051	RMS	2570	-16.96	-10	Pass	401
2570	2575	0.1	RMS	2570.338	21.85	30	Pass	401



15.4. LTE Band Edge_Part22-24-27(NTNV)(Subtest:4, Channel:37775, Bandwidth:5, Modulation:Q16, RB Number: 25, RB Position:LOW)

Start Frequency (MHz)	Stop Frequency (MHz)	RBW (MHz)	Detector	Frequency (MHz)	Power (dBm)	Limit (dBm)	Verdict	Sweep Point
2545	2564	1	RMS	2564	-35.73	-25	Pass	20
2564	2565	1	RMS	2565	-32.92	-13	Pass	2
2565	2569	1	RMS	2569	-24.66	-10	Pass	5
2569	2570	0.1	RMS	2570	-26.52	-10	Pass	401
2570	2575	0.1	RMS	2573.325	7.55	30	Pass	401



15.5. LTE Band Edge_Part22-24-27(NTNV)(Subtest:5, Channel:38225, Bandwidth:5, Modulation:QPSK, RB Number: 1, RB Position:HIGH)

Start Frequency (MHz)	Stop Frequency (MHz)	RBW (MHz)	Detector	Frequency (MHz)	Power (dBm)	Limit (dBm)	Verdict	Sweep Point
2615	2620	0.1	RMS	2619.663	22.7	30	Pass	401
2620	2621	0.051	RMS	2620.003	-16.76	-10	Pass	401
2621	2625	1	RMS	2621	-25.36	-10	Pass	5
2625	2626	1	RMS	2625.003	-35.91	-13	Pass	401
2626	2645	1	RMS	2626	-40.54	-25	Pass	401

