

FCC SAR TEST REPORT

Application No.: SEWM2304000137RG
Applicant: Xiaomi Communications Co., Ltd.
Manufacturer: Xiaomi Communications Co., Ltd.
Product Name: Mobile Phone
Model No.(EUT): 23076RN8DY
Trade Mark: Redmi
FCC ID: 2AFZZRN8DY
Standards: FCC 47CFR §2.1093
Date of Receipt: 2023-04-28
Date of Test: 2023-05-05 to 2023-06-08
Date of Issue: 2023-06-09
Test conclusion: **PASS ***

* In the configuration tested, the EUT detailed in this report complied with the standards specified above.

Authorized Signature:


 Panta Sun

Wireless Laboratory Manager



Unless otherwise agreed in writing, this document is issued by the Company subject to its General Conditions of Service printed overleaf, available on request or accessible at <http://www.sgs.com/en/Terms-and-Conditions.aspx> and, for electronic format documents, subject to Terms and Conditions for Electronic Documents at <http://www.sgs.com/en/Terms-and-Conditions/Terms-e-Documents.aspx>. Attention is drawn to the limitation of liability, indemnification and jurisdiction issues defined therein. Any holder of this document is advised that information contained hereon reflects the Company's findings at the time of its intervention only and within the limits of Client's instructions, if any. The Company's sole responsibility is to its Client and this document does not exonerate parties to a transaction from exercising all their rights and obligations under the transaction documents. This document cannot be reproduced except in full, without prior written approval of the Company. Any unauthorized alteration, forgery or falsification of the content or appearance of this document is unlawful and offenders may be prosecuted to the fullest extent of the law. Unless otherwise stated the results shown in this test report refer only to the sample(s) tested and such sample(s) are retained for 30 days only.
Attention: To check the authenticity of testing /inspection report & certificate, please contact us at telephone: (86-755) 8307 1443, or email: CN.Doccheck@sgs.com

South of No. 6 Plant, No. 1, Runsheng Road, Suzhou Industrial Park, Suzhou Area, China (Jiangsu) Pilot Free Trade Zone 215000
 中国·苏州·中国 (江苏) 自由贸易试验区苏州片区苏州工业园区润胜路1号的6号厂房南面 邮编: 215000

t (86-512) 62992980 www.sgs.com.cn
 sgs.china@sgs.com

REVISION HISTORY

| Report Number | Revision | Description | Issue Date |
|--------------------|----------|-------------|------------|
| SEWM2304000137RG09 | 01 | Original | 2023-06-09 |
| | | | |
| | | | |
| | | | |
| | | | |
| | | | |



Unless otherwise agreed in writing, this document is issued by the Company subject to its General Conditions of Service printed overleaf, available on request or accessible at <http://www.sgs.com/en/Terms-and-Conditions.aspx> and, for electronic format documents, subject to Terms and Conditions for Electronic Documents at <http://www.sgs.com/en/Terms-and-Conditions/Terms-e-Documents.aspx>. Attention is drawn to the limitation of liability, indemnification and jurisdiction issues defined therein. Any holder of this document is advised that information contained hereon reflects the Company's findings at the time of its intervention only and within the limits of Client's instructions, if any. The Company's sole responsibility is to its Client and this document does not exonerate parties to a transaction from exercising all their rights and obligations under the transaction documents. This document cannot be reproduced except in full, without prior written approval of the Company. Any unauthorized alteration, forgery or falsification of the content or appearance of this document is unlawful and offenders may be prosecuted to the fullest extent of the law. Unless otherwise stated the results shown in this test report refer only to the sample(s) tested and such sample(s) are retained for 30 days only.

Attention: To check the authenticity of testing /inspection report & certificate, please contact us at telephone: (86-755) 8307 1443, or email: CN.Doccheck@sgs.com

South of No. 6 Plant, No. 1, Rurong Road, Suzhou Industrial Park, Suzhou Area, China (Jiangsu) Pilot Free Trade Zone 215000

t (86-512) 62992980 www.sgs.com

中国·苏州·中国（江苏）自由贸易试验区苏州片区苏州工业园区润雅路1号的6号厂房南座 邮编: 215000

t (86-512) 62992980 sgs.china@sgs.com

TEST SUMMARY

| Frequency Band | Maximum Reported SAR(W/kg) | | | |
|--|----------------------------|-----------|---------|--------------------------|
| | Head | Body-worn | Hotspot | Product specific 10g SAR |
| GSM850 | 0.63 | 0.56 | 0.56 | / |
| GSM1900 | 1.09 | 0.65 | 0.93 | / |
| WCDMA Band II | 0.94 | 0.88 | 1.02 | / |
| WCDMA Band IV | 0.74 | 0.79 | 1.00 | / |
| WCDMA Band V | 0.93 | 0.52 | 0.52 | / |
| LTE Band 2 | 0.75 | 0.68 | 1.07 | / |
| LTE Band 4 | 0.64 | 0.80 | 0.97 | / |
| LTE Band 5 | 0.85 | 0.48 | 0.48 | / |
| LTE Band 7 | 0.68 | 0.71 | 0.72 | / |
| LTE Band 12 | 0.44 | 0.25 | 0.25 | / |
| LTE Band 13 | 0.59 | 0.32 | 0.32 | / |
| LTE Band 17 | 0.44 | 0.25 | 0.25 | / |
| LTE Band 26 | 0.85 | 0.48 | 0.48 | / |
| LTE Band 38 | 0.61 | 0.50 | 0.50 | / |
| LTE Band 41 | 0.61 | 0.50 | 0.50 | / |
| LTE Band 66 | 0.64 | 0.80 | 0.97 | / |
| NR Band n5 | 0.81 | 0.41 | 0.41 | / |
| NR Band n7 | 0.57 | 0.47 | 0.47 | / |
| NR Band n38 | 0.84 | 0.56 | 0.56 | / |
| NR Band n41 | 0.84 | 0.56 | 0.56 | / |
| NR Band n66 | 0.82 | 0.88 | 1.03 | / |
| NR Band n77 | 1.09 | 0.49 | 0.49 | / |
| NR Band n78 | 1.09 | 0.49 | 0.49 | / |
| WI-FI (2.4GHz) | 0.42 | 0.40 | 0.40 | / |
| WI-FI (5GHz) | 0.50 | 0.47 | 0.47 | 0.77 |
| BT | 0.20 | 0.07 | 0.07 | / |
| NFC | / | / | / | <0.10 |
| SAR Limited(W/kg) | 1.6 | | | 4.0 |
| Maximum Simultaneous Transmission SAR (W/kg) | | | | |
| Scenario | Head | Body-worn | Hotspot | Product specific 10g SAR |
| Sum SAR | 1.59 | 1.57 | 1.58 | 0.77 |
| SPLSR | / | / | / | / |
| SPLSR Limited | 0.04 | | | 0.1 |

Note:

1) According to TCB workshop October,2014 RF Exposure Procedures Update (Overlapping Bands): SAR for LTE Band 4 (Frequency range:1710 - 1755 MHz)/LTE Band 5 (Frequency range:824 - 849 MHz)/ LTE Band 17 (Frequency range:704-716 MHz)/LTE Band 38 (Frequency range:2570 - 2620 MHz)/ n38 (Frequency range:2570 - 2620 MHz)/n78 (Frequency range:3300 - 3800 MHz is respectively covered by LTE Band 66 (Frequency range:1710 - 1780 MHz)/LTE Band 26 (Frequency range:814 - 849 MHz)/ LTE Band 12 (Frequency range:699-716 MHz)/LTE Band41 (Frequency range:2496 - 2690 MHz)/n41 (Frequency range:2496 - 2690 MHz)/n78 (Frequency range:3300 - 3800 MHz) due to similar frequency range, same maximum tune up limit and same channel bandwidth.

2) For LTE band 5/12/13/26 and n5/n41/n77 that do not support at least three non-overlapping channels in certain channel bandwidths, test the available non-overlapping channels instead. When a device supports overlapping channel assignment in a channel bandwidth configuration, the middle channel of the group of overlapping channels should be selected for testing.

Reviewed by

Well Wei

Well Wei

Prepared by

Nick Hu

Nick Hu



CONTENTS

| | | |
|----------|--|-----------|
| 1 | GENERAL INFORMATION | 7 |
| 1.1 | DETAILS OF CLIENT | 7 |
| 1.2 | TEST LOCATION | 7 |
| 1.3 | TEST FACILITY | 8 |
| 1.4 | GENERAL DESCRIPTION OF EUT | 9 |
| 1.4.1 | DUT Antenna Locations (Back View) | 11 |
| 1.4.2 | LTE CA additional specification | 12 |
| 1.4.3 | Power reduction specification | 14 |
| 1.5 | TEST SPECIFICATION | 15 |
| 1.6 | RF EXPOSURE LIMITS | 16 |
| 2 | LABORATORY ENVIRONMENT | 17 |
| 3 | SAR MEASUREMENTS SYSTEM CONFIGURATION | 18 |
| 3.1 | THE SAR MEASUREMENT SYSTEM | 18 |
| 3.2 | ISOTROPIC E-FIELD PROBE EX3DV4 | 19 |
| 3.3 | DATA ACQUISITION ELECTRONICS (DAE) | 20 |
| 3.4 | SAM TWIN PHANTOM | 20 |
| 3.5 | ELI PHANTOM | 21 |
| 3.6 | DEVICE HOLDER FOR TRANSMITTERS | 22 |
| 3.7 | MEASUREMENT PROCEDURE | 23 |
| 3.7.1 | Scanning procedure | 23 |
| 3.7.2 | Data Storage | 25 |
| 3.7.3 | Data Evaluation by SEMCAD | 25 |
| 4 | SAR MEASUREMENT VARIABILITY AND UNCERTAINTY | 27 |
| 4.1 | SAR MEASUREMENT VARIABILITY | 27 |
| 4.2 | SAR MEASUREMENT UNCERTAINTY | 27 |
| 5 | DESCRIPTION OF TEST POSITION | 28 |
| 5.1 | HEAD EXPOSURE CONDITION | 28 |
| 5.1.1 | SAM Phantom Shape | 28 |
| 5.1.2 | EUT constructions | 29 |
| 5.1.3 | Definition of the "cheek" position | 29 |
| 5.1.4 | Definition of the "tilted" position | 30 |
| 5.2 | BODY EXPOSURE CONDITION | 31 |
| 5.2.1 | Body-worn accessory exposure conditions | 31 |
| 5.2.2 | Wireless Router exposure conditions | 32 |
| 5.3 | EXTREMITY EXPOSURE CONDITIONS | 32 |
| 5.4 | PROXIMITY SENSOR TRIGGERING TEST | 33 |
| 6 | SAR SYSTEM VERIFICATION PROCEDURE | 47 |
| 6.1 | TISSUE SIMULATE LIQUID | 47 |
| 6.1.1 | Recipes for Tissue Simulate Liquid | 47 |
| 6.1.2 | Measurement for Tissue Simulate Liquid | 48 |
| 6.2 | SAR SYSTEM CHECK | 49 |



Unless otherwise agreed in writing, this document is issued by the Company subject to its General Conditions of Service printed overleaf, available on request or accessible at <http://www.sgs.com/en/Terms-and-Conditions.aspx> and, for electronic format documents, subject to Terms and Conditions for Electronic Documents at <http://www.sgs.com/en/Terms-and-Conditions/Terms-e-Documents.aspx>. Attention is drawn to the limitation of liability, indemnification and jurisdiction issues defined therein. Any holder of this document is advised that information contained hereon reflects the Company's findings at the time of its intervention only and within the limits of Client's instructions, if any. The Company's sole responsibility is to its Client and this document does not exonerate parties to a transaction from exercising all their rights and obligations under the transaction documents. This document cannot be reproduced except in full, without prior written approval of the Company. Any unauthorized alteration, forgery or falsification of the content or appearance of this document is unlawful and offenders may be prosecuted to the fullest extent of the law. Unless otherwise stated the results shown in this test report refer only to the sample(s) tested and such sample(s) are retained for 30 days only.

Attention: To check the authenticity of testing/inspection report & certificate, please contact us at telephone: (86-755) 8307 1443, or email: CN.Doccheck@sgs.com
 South of No. 6 Plant, No. 1, Rurong Road, Suzhou Industrial Park, Suzhou Area, China (Jiangsu) Pilot Free Trade Zone 215000 t (86-512) 62992980 www.sgs.com.cn
 中国·苏州·中国 (江苏) 自由贸易试验区苏州片区苏州工业园区润雅路1号的6号厂房南楼 邮编: 215000 t (86-512) 62992980 sgs.china@sgs.com

6.2.1 Justification for Extended SAR Dipole Calibrations..... 50
 6.2.2 Summary System Check Result(s)..... 51
 6.2.3 Detailed System Check Results..... 51

7 TEST CONFIGURATION52

7.1 3G SAR TEST REDUCTION PROCEDURE..... 52
 7.2 OPERATION CONFIGURATIONS 52
 7.2.1 GSM Test Configuration..... 52
 7.2.2 WCDMA Test Configuration..... 53
 7.2.3 WiFi Test Configuration..... 59
 7.2.4 LTE Test Configuration 64
 7.2.5 NR Band Test Configuration..... 67

8 TEST RESULT71

8.1 MEASUREMENT OF RF CONDUCTED POWER 71
 8.2 MEASUREMENT OF SAR DATA 73
 8.2.1 SAR Result of GSM850..... 74
 8.2.2 SAR Result of GSM1900 75
 8.2.3 SAR Result of WCDMA Band II 77
 8.2.4 SAR Result of WCDMA Band IV..... 79
 8.2.5 SAR Result of WCDMA Band V..... 81
 8.2.6 SAR Result of LTE Band 2 83
 8.2.7 SAR Result of LTE Band 7 86
 8.2.8 SAR Result of LTE Band 12..... 89
 8.2.9 SAR Result of LTE Band 13..... 91
 8.2.10 SAR Result of LTE Band 26 93
 8.2.11 SAR Result of LTE Band 41 95
 8.2.1 SAR Result of LTE Band66 98
 8.2.2 SAR Result of 5G NR n5..... 101
 8.2.1 SAR Result of 5G NR n7..... 103
 8.2.2 SAR Result of 5G NR n41 106
 8.2.3 SAR Result of 5G NR n66 108
 8.2.4 SAR Result of 5G NR n77 111
 8.2.5 SAR Result of WIFI 2.4G 116
 8.2.1 SAR Result of WIFI 5G 117
 8.2.2 SAR Result of BT 119
 8.2.1 SAR Result of NFC..... 120

8.3 MULTIPLE TRANSMITTER EVALUATION 121
 8.3.1 Simultaneous SAR SAR test evaluation..... 121
 8.3.2 Simultaneous Transmission SAR Summation Scenario 122

9 EQUIPMENT LIST139

10 CALIBRATION CERTIFICATE.....140

11 PHOTOGRAPHS140

APPENDIX A: DETAILED SYSTEM CHECK RESULTS.....140

APPENDIX B: DETAILED TEST RESULTS140



Unless otherwise agreed in writing, this document is issued by the Company subject to its General Conditions of Service printed overleaf, available on request or accessible at <http://www.sgs.com/en/Terms-and-Conditions.aspx> and, for electronic format documents, subject to Terms and Conditions for Electronic Documents at <http://www.sgs.com/en/Terms-and-Conditions/Terms-e-Documents.aspx>. Attention is drawn to the limitation of liability, indemnification and jurisdiction issues defined therein. Any holder of this document is advised that information contained hereon reflects the Company's findings at the time of its intervention only and within the limits of Client's instructions, if any. The Company's sole responsibility is to its Client and this document does not exonerate parties to a transaction from exercising all their rights and obligations under the transaction documents. This document cannot be reproduced except in full, without prior written approval of the Company. Any unauthorized alteration, forgery or falsification of the content or appearance of this document is unlawful and offenders may be prosecuted to the fullest extent of the law. Unless otherwise stated the results shown in this test report refer only to the sample(s) tested and such sample(s) are retained for 30 days only.

Attention: To check the authenticity of testing /inspection report & certificate, please contact us at telephone: (86-755) 8307 1443, or email: CN.Doccheck@sgs.com

South of No. 6 Plant, No. 1, Purushang Road, Suzhou Industrial Park, Suzhou Area, China (Jiangsu) Pilot Free Trade Zone 215000 t (86-512) 62992980 www.sgs.com.cn
 中国·苏州·中国 (江苏) 自由贸易试验区苏州片区苏州工业园区润胜路1号的6号厂房南楼 邮编: 215000 t (86-512) 62992980 sgs.china@sgs.com



Report No.: SEWM2304000137RG09
Rev.: 01
Page: 6 of 140

APPENDIX C: CALIBRATION CERTIFICATE140
APPENDIX D: PHOTOGRAPHS140
APPENDIX E: CONDUCTED RF OUTPUT POWER.....140



Unless otherwise agreed in writing, this document is issued by the Company subject to its General Conditions of Service printed overleaf, available on request or accessible at http://www.sgs.com/en/Terms-and-Conditions.aspx and, for electronic format documents, subject to Terms and Conditions for Electronic Documents at http://www.sgs.com/en/Terms-and-Conditions/Terms-e-Documents.aspx. Attention is drawn to the limitation of liability, indemnification and jurisdiction issues defined therein. Any holder of this document is advised that information contained hereon reflects the Company's findings at the time of its intervention only and within the limits of Client's instructions, if any. The Company's sole responsibility is to its Client and this document does not exonerate parties to a transaction from exercising all their rights and obligations under the transaction documents. This document cannot be reproduced except in full, without prior written approval of the Company. Any unauthorized alteration, forgery or falsification of the content or appearance of this document is unlawful and offenders may be prosecuted to the fullest extent of the law. Unless otherwise stated the results shown in this test report refer only to the sample(s) tested and such sample(s) are retained for 30 days only. Attention: To check the authenticity of testing /inspection report & certificate, please contact us at telephone: (86-755) 8307 1443, or email: CN.Doccheck@sgs.com

South of No. 6 Plant No. 1, Rurong Road, Suzhou Industrial Park, Suzhou Area, China (Jiangsu) Pilot Free Trade Zone 215000 t (86-512) 62992980 www.sgs.com.cn
中国·苏州·中国(江苏)自由贸易试验区苏州片区苏州工业园区润雅路1号的6号厂房南座 邮编: 215000 t (86-512) 62992980 sgs.china@sgs.com

1 General Information

1.1 Details of Client

| | |
|---------------|---|
| Applicant: | Xiaomi Communications Co., Ltd. |
| Address: | #019, 9th Floor, Building 6, 33 Xi'erqi Middle Road, Haidian District, Beijing, China, 100085 |
| Manufacturer: | Xiaomi Communications Co., Ltd. |
| Address: | #019, 9th Floor, Building 6, 33 Xi'erqi Middle Road, Haidian District, Beijing, China, 100085 |

1.2 Test Location

| | |
|----------------|--|
| Company: | SGS-CSTC Standards Technical Services (Suzhou) Co., Ltd. |
| Address: | South of No. 6 Plant, No. 1, Runsheng Road, Suzhou Industrial Park, Suzhou Area, China (Jiangsu) Pilot Free Trade Zone |
| Post code: | 215000 |
| Test Engineer: | Alan-Zhang, Leon-Liu |



Unless otherwise agreed in writing, this document is issued by the Company subject to its General Conditions of Service printed overleaf, available on request or accessible at <http://www.sgs.com/en/Terms-and-Conditions.aspx> and, for electronic format documents, subject to Terms and Conditions for Electronic Documents at <http://www.sgs.com/en/Terms-and-Conditions/Terms-e-Documents.aspx>. Attention is drawn to the limitation of liability, indemnification and jurisdiction issues defined therein. Any holder of this document is advised that information contained hereon reflects the Company's findings at the time of its intervention only and within the limits of Client's instructions, if any. The Company's sole responsibility is to its Client and this document does not exonerate parties to a transaction from exercising all their rights and obligations under the transaction documents. This document cannot be reproduced except in full, without prior written approval of the Company. Any unauthorized alteration, forgery or falsification of the content or appearance of this document is unlawful and offenders may be prosecuted to the fullest extent of the law. Unless otherwise stated the results shown in this test report refer only to the sample(s) tested and such sample(s) are retained for 30 days only.

Attention: To check the authenticity of testing /inspection report & certificate, please contact us at telephone: (86-755) 8307 1443, or email: CN.Doccheck@sgs.com

South of No. 6 Plant, No. 1, Runsheng Road, Suzhou Industrial Park, Suzhou Area, China (Jiangsu) Pilot Free Trade Zone 215000 t (86-512) 62992980 www.sgsgroup.com.cn
 中国·苏州·中国 (江苏) 自由贸易试验区苏州片区苏州工业园区润胜路1号的6号厂房南座 邮编: 215000 t (86-512) 62992980 sgs.china@sgs.com

1.3 Test Facility

The test facility is recognized, certified, or accredited by the following organizations:

• **A2LA (Certificate No. 6336.01)**

SGS-CSTC STANDARDS TECHNICAL SERVICES (SUZHOU) CO., LTD. is accredited by the American Association for Laboratory Accreditation(A2LA). Certificate No. 6336.01.

• **Innovation, Science and Economic Development Canada**

SGS-CSTC STANDARDS TECHNICAL SERVICES (SUZHOU) CO., LTD. has been recognized by ISED as an accredited testing laboratory.

CAB identifier: CN0120.

IC#: 27594.

• **FCC –Designation Number: CN1312**

SGS-CSTC STANDARDS TECHNICAL SERVICES (SUZHOU) CO., LTD. has been recognized as an accredited testing laboratory.

Designation Number: CN1312.

Test Firm Registration Number: 717327



Unless otherwise agreed in writing, this document is issued by the Company subject to its General Conditions of Service printed overleaf, available on request or accessible at <http://www.sgs.com/en/Terms-and-Conditions.aspx> and, for electronic format documents, subject to Terms and Conditions for Electronic Documents at <http://www.sgs.com/en/Terms-and-Conditions/Terms-e-Documents.aspx>. Attention is drawn to the limitation of liability, indemnification and jurisdiction issues defined therein. Any holder of this document is advised that information contained hereon reflects the Company's findings at the time of its intervention only and within the limits of Client's instructions, if any. The Company's sole responsibility is to its Client and this document does not exonerate parties to a transaction from exercising all their rights and obligations under the transaction documents. This document cannot be reproduced except in full, without prior written approval of the Company. Any unauthorized alteration, forgery or falsification of the content or appearance of this document is unlawful and offenders may be prosecuted to the fullest extent of the law. Unless otherwise stated the results shown in this test report refer only to the sample(s) tested and such sample(s) are retained for 30 days only.

Attention: To check the authenticity of testing /inspection report & certificate, please contact us at telephone: (86-755) 8307 1443, or email: CN.Doccheck@sgs.com

South of No. 6 Plant, No. 1, Rurong Road, Suzhou Industrial Park, Suzhou Area, China (Jiangsu) Pilot Free Trade Zone 215000 t (86-512) 62992980 www.sgsgroup.com.cn
 中国·苏州·中国 (江苏) 自由贸易试验区苏州片区苏州工业园区润雅路1号的6号厂房南楼 邮编: 215000 t (86-512) 62992980 sgs.china@sgs.com

1.4 General Description of EUT

| | | | |
|-----------------------------------|---|--------------------------|-------------|
| Device Type : | portable device | | |
| Exposure Category: | uncontrolled environment / general population | | |
| Product Name: | Mobile Phone | | |
| Model No.(EUT): | 23076RN8DY | | |
| FCC ID: | 2AFZZRN8DY | | |
| Trade Mark: | Redmi | | |
| Product Phase: | Identical Prototype | | |
| IMEI: | 1# 866672060034781/866672060034799 2# 866672060034526/866672060034534 3# 866672060039525/866672060039533 4# 866672060039723/866672060039731 | | |
| Hardware Version: | P1.1 | | |
| Software Version: | MIUI14 | | |
| Device Operating Configurations : | | | |
| Modulation Mode: | GSM: GMSK, 8PSK; WCDMA: QPSK; LTE: QPSK, 16QAM, 64QAM 5G NR: DFT-s-OFDM (PI/2 BPSK, QPSK, 16QAM, 64QAM, 256QAM), CP-OFDM (QPSK, 16QAM, 64QAM, 256QAM) WIFI: DSSS, OFDM, OFDMA; BT: GFSK, π/4DQPSK, 8DPSK | | |
| Device Class: | B | | |
| GPRS Multi-slots Class: | 33 | EGPRS Multi-slots Class: | 33 |
| HSDPA UE Category: | 24 | HSUPA UE Category | 6 |
| DC-HSDPA UE Category: | 24 | | |
| Power Class | 4, tested with power level 5(GSM850) | | |
| | 1, tested with power level 0(GSM1900) | | |
| | 3, tested with power control "all 1"(WCDMA Band) | | |
| | 3, tested with power control Max Power(LTE Band) | | |
| Frequency Bands: | Band | Tx (MHz) | Rx (MHz) |
| | GSM850 | 824~849 | 869~894 |
| | GSM1900 | 1850~1910 | 1930~1990 |
| | WCDMA Band II | 1850~1910 | 1930~1990 |
| | WCDMA Band IV | 1710~1755 | 2110~2155 |
| | WCDMA Band V | 824~849 | 869~894 |
| | LTE Band 2 | 1850 ~1910 | 1930 ~1990 |
| | LTE Band 4 | 1710~1755 | 2110~2155 |
| | LTE Band 5 | 824~849 | 869-894 |
| | LTE Band 7 | 2500~2570 | 2620~2690 |
| | LTE Band 12 | 699~716 | 729~746 |
| | LTE Band 13 | 777 - 787 | 746 - 756 |
| | LTE Band 17 | 704~716 | 734~746 |
| | LTE Band 26 | 814~849 | 859~894 |
| | LTE Band 66 | 1710 - 1780 | 2110 - 2200 |
| LTE Band 38 | 2570~2620 | 2570~2620 | |
| LTE Band 41 | 2496~2690 | 2496~2690 | |



Unless otherwise agreed in writing, this document is issued by the Company subject to its General Conditions of Service printed overleaf, available on request or accessible at <http://www.sgs.com/en/Terms-and-Conditions.aspx> and, for electronic format documents, subject to Terms and Conditions for Electronic Documents at <http://www.sgs.com/en/Terms-and-Conditions/Terms-e-Documents.aspx>. Attention is drawn to the limitation of liability, indemnification and jurisdiction issues defined therein. Any holder of this document is advised that information contained hereon reflects the Company's findings at the time of its intervention only and within the limits of Client's instructions, if any. The Company's sole responsibility is to its Client and this document does not exonerate parties to a transaction from exercising all their rights and obligations under the transaction documents. This document cannot be reproduced except in full, without prior written approval of the Company. Any unauthorized alteration, forgery or falsification of the content or appearance of this document is unlawful and offenders may be prosecuted to the fullest extent of the law. Unless otherwise stated the results shown in this test report refer only to the sample(s) tested and such sample(s) are retained for 30 days only.

Attention: To check the authenticity of testing/inspection report & certificate, please contact us at telephone: (86-755) 8307 1443, or email: CN.Doccheck@sgs.com

South of No. 6 Plant, No. 1, Rurong Road, Suzhou Industrial Park, Suzhou Area, China (Jiangsu) Pilot Free Trade Zone 215000
 中国·苏州·中国(江苏)自由贸易试验区苏州片区苏州工业园区润融路1号的6号厂房南楼 邮编: 215000

t (86-512) 62992980 www.sgs.com.cn
 t (86-512) 62992980 sgs.china@sgs.com

| | | | |
|--|---|-------------|-------------|
| | NR Band n5 | 824~849 | 869-894 |
| | NR Band n7 | 2500~2570 | 2620~2690 |
| | NR Band n38 | 2570~2620 | 2570~2620 |
| | NR Band n41 | 2496~2690 | 2496~2690 |
| | NR Band n66 | 1710 - 1780 | 2110 - 2200 |
| | NR Band n77 | 3450~3550 | 3450~3550 |
| | | 3700~3980 | 3700~3980 |
| | NR Band n78 | 3450~3550 | 3450~3550 |
| | | 3700~3800 | 3700~3800 |
| | Bluetooth | 2400~2483.5 | 2400~2483.5 |
| | Wi-Fi 2.4G | 2402~2462 | 2402~2462 |
| | Wi-Fi 5G | 5150~5250 | 5150~5250 |
| | | 5250~5350 | 5250~5350 |
| | | 5470~5725 | 5470~5725 |
| | | 5725~5850 | 5725~5850 |
| RF Cable: | <input checked="" type="checkbox"/> Provided by the applicant <input type="checkbox"/> Provided by the laboratory | | |
| NFC | Wireless Technology and Frequency Range | 13.56MHz | |
| | mode | ASK | |
| 1# Battery Information: | Model: | BM5R | |
| | Normal Voltage: | +3.87V | |
| | Typical capacity: | 5000mAh | |
| | Manufacturer: | SUCD | |
| 2# Battery Information: | Model: | BM5R | |
| | Normal Voltage: | +3.87V | |
| | Typical capacity: | 5000mAh | |
| | Manufacturer: | NVT | |
| <p>Note: *Since the above data and/or information is provided by the client relevant results or conclusions of this report are only made for these data and/or information, SGS is not responsible for the authenticity, integrity and results of the data and information and/or the validity of the conclusion.</p> <p>Remark: As above information is provided and confirmed by the applicant. SGS is not liable to the accuracy, suitability, reliability or/and integrity of the information.</p> | | | |



Unless otherwise agreed in writing, this document is issued by the Company subject to its General Conditions of Service printed overleaf, available on request or accessible at <http://www.sgs.com/en/Terms-and-Conditions.aspx> and, for electronic format documents, subject to Terms and Conditions for Electronic Documents at <http://www.sgs.com/en/Terms-and-Conditions/Terms-e-Documents.aspx>. Attention is drawn to the limitation of liability, indemnification and jurisdiction issues defined therein. Any holder of this document is advised that information contained hereon reflects the Company's findings at the time of its intervention only and within the limits of Client's instructions, if any. The Company's sole responsibility is to its Client and this document does not exonerate parties to a transaction from exercising all their rights and obligations under the transaction documents. This document cannot be reproduced except in full, without prior written approval of the Company. Any unauthorized alteration, forgery or falsification of the content or appearance of this document is unlawful and offenders may be prosecuted to the fullest extent of the law. Unless otherwise stated the results shown in this test report refer only to the sample(s) tested and such sample(s) are retained for 30 days only.

Attention: To check the authenticity of testing /inspection report & certificate, please contact us at telephone: (86-755) 8307 1443, or email: CN.Doccheck@sgs.com

South of No. 6 Plant, No. 1, Rurong Road, Suzhou Industrial Park, Suzhou Area, China (Jiangsu) Pilot Free Trade Zone 215000 t (86-512) 62992980 www.sgs.com.cn
 中国·苏州·中国 (江苏) 自由贸易试验区苏州片区苏州工业园区润融路1号的6号厂房南座 邮编: 215000 t (86-512) 62992980 sgs.china@sgs.com

1.4.1 DUT Antenna Locations (Back View)

The DUT Antenna Locations (Back View) can refer to Appendix D.

Note:

- 1) The test device is a smart phone. The overall diagonal dimension of this device is 175 mm. Per KDB 648474 D04, because the diagonal distance of this device is $\geq 160\text{mm}$, so it is a phablet.
- 2) Ant 0 is sensor pad 1
 Ant 4 is sensor pad 2
 Ant 2 is sensor pad 3

According to the distance between 5G NR/LTE/WCDMA/GSM&WIFI&BT antennas and the sides of the EUT we can draw the conclusion that:

| EUT Sides for SAR Testing | | | | | | | |
|---------------------------|----------------------------------|-------|------|------|-------|-----|--------|
| Mode | Exposure Condition | Front | Back | Left | Right | Top | Bottom |
| Ant 0 | Hotspot/Product specific 10g SAR | Yes | Yes | Yes | Yes | No | Yes |
| Ant 3 | Hotspot/Product specific 10g SAR | Yes | Yes | Yes | No | Yes | No |
| Ant 4 | Hotspot/Product specific 10g SAR | Yes | Yes | Yes | No | Yes | No |
| Ant 5 | Hotspot/Product specific 10g SAR | Yes | Yes | No | No | Yes | No |

Table 1: EUT Sides for SAR Testing

Note:

- 1) When the antenna-to-edge distance is greater than 2.5cm, such position does not need to be tested.



1.4.2 LTE CA additional specification

The device supports downlink and intra-band contiguous uplink LTE Carrier Aggregation (CA). When carrier aggregation applies, implementation and measurement details for the following are necessary.

- a) Intra-band carrier aggregation requirements for uplink.
- b) Intra-band and inter-band carrier aggregation requirements for downlink.

The possible downlink and uplink LTE CA combinations supported by this device are as below tables per 3GPP TS 36.101 V15.4.0. The conducted power measurement results of downlink and uplink LTE CA are provided in Section 8 of this report per 3GPP TS 36.521-1 V14.4.0. The downlink LTE CA SAR test is not required since the maximum output power for downlink LTE CA was not more than 0.25dB higher than the maximum output power for without downlink LTE CA.

SAR test procedure for intra-band contiguous UL LTE CA is as below:

- 1) Maximum output power is measured for each UL CA configuration for the required test channels described in KDB 941225 D05
 - UL PCC configuration is determined by the required test channel
 - SCC and subsequent CCs are added alternatively to either side of the PCC or within the transmission band for channels at the ends of a frequency band.
- 2) SAR for UL CA is required in each exposure condition and frequency band combination
- 3) For this device, as the maximum output for Intra-band uplink LTE CA is \leq standalone LTE mode (without CA),
 - PCC is configured according to the highest standalone SAR configuration tested.
 - SCC and subsequent CCs are configured according to procedures used for power measurement and parameters (BW, RB etc.) similar to that used for the PCC
- 4) When the reported SAR for UL CA configuration, described above, is > 1.2 W/kg, UL CA SAR is also required for all required test channels (PCC based)
- 5) UL CA SAR is also required for standalone SAR configurations > 1.2 W/kg when they are scaled to the UL CA power level.

Intra-band contiguous CA operating bands:

| E-UTRA CA Band | E-UTRA Band | Uplink (UL) operating band | | | Downlink (DL) operating band | | | Duplex Mode |
|----------------|-------------|--|---|----------|--|---|----------|-------------|
| | | BS receive / UE transmit | | | BS transmit / UE receive | | | |
| | | F _{UL_low} – F _{UL_high} | | | F _{DL_low} – F _{DL_high} | | | |
| CA 7 | 7 | 2500 MHz | – | 2570 MHz | 2620 MHz | – | 2690 MHz | FDD |
| CA 38 | 38 | 2570 MHz | – | 2620 MHz | 2570 MHz | – | 2620 MHz | TDD |



Unless otherwise agreed in writing, this document is issued by the Company subject to its General Conditions of Service printed overleaf, available on request or accessible at <http://www.sgs.com/en/Terms-and-Conditions.aspx> and, for electronic format documents, subject to Terms and Conditions for Electronic Documents at <http://www.sgs.com/en/Terms-and-Conditions/Terms-e-Documents.aspx>. Attention is drawn to the limitation of liability, indemnification and jurisdiction issues defined therein. Any holder of this document is advised that information contained hereon reflects the Company's findings at the time of its intervention only and within the limits of Client's instructions, if any. The Company's sole responsibility is to its Client and this document does not exonerate parties to a transaction from exercising all their rights and obligations under the transaction documents. This document cannot be reproduced except in full, without prior written approval of the Company. Any unauthorized alteration, forgery or falsification of the content or appearance of this document is unlawful and offenders may be prosecuted to the fullest extent of the law. Unless otherwise stated the results shown in this test report refer only to the sample(s) tested and such sample(s) are retained for 30 days only.

Attention: To check the authenticity of testing/inspection report & certificate, please contact us at telephone: (86-755) 8307 1443, or email: CN.Doccheck@sgs.com

South of No. 6 Plant, No. 1, Rurong Road, Suzhou Industrial Park, Suzhou Area, China (Jiangsu) Pilot Free Trade Zone 215000 t (86-512) 62992980 www.sgs.com.cn
 中国·苏州·中国(江苏)自由贸易试验区苏州片区苏州工业园区润融路1号的6号厂房南楼 邮编: 215000 t (86-512) 62992980 sgs.china@sgs.com

- c) The device supports Inter-band uplink LTE CA for CA_4A-7A with two component carriers in the uplink.
1. For Inter-band uplink LTE CA SAR, as the existing SAR test system cannot test the multiple different frequency bands simultaneous Transmission SAR at the same time, we suggest that the conservative “max + max” multi-Tx and SAR scaling method can be used to evaluate the inter-band Uplink LTE CA SAR from standalone SAR test results of each LTE component band and the conservative “max + max” multi-Tx method to combine the scaled SAR value from each Inter-band uplink LTE CA component band as the inter-band Uplink LTE CA SAR. All Simultaneous Transmission Scenarios will be evaluated independently in the final SAR report. Since the maximum output power of the LTE Inter-band uplink band is \leq the LTE Band, the SAR data of the LTE Band is used instead of the SAR data of the LTE Inter-band uplink band.

| 2CC | DL 4x4 MIMO | 3CC |
|------------|-------------|----------------|
| CA_12A-66A | - | CA_2A-4A-5A |
| CA_2A-4A | - | CA_2A-7A-66A |
| CA_2A-5A | - | CA_2A-7A-7A |
| CA_2A-7A | 7A | CA_2A-7C |
| CA_2C | - | CA_41A-41A-41A |
| CA_38C | 38A | CA_41D |
| CA_41A-41A | 41A | CA_4A-7C |
| CA_41C | 41A | CA_5A-7C |
| CA_4A-5A | 4A | CA_7A-66A-66A |
| CA_4A-7A | 4A,7A | CA_5A-7A-7A |
| CA_5A-7A | 7A | CA_2A-4A-7A |
| CA_66A-66A | - | CA_2A-5A-66A |
| CA_7A-7A | 7A | CA_2A-5A-7A |
| CA_7C | 7A | CA_5A-66A-66A |
| CA_66C | - | |
| CA_66B | - | |
| CA_2A-2A | - | |
| CA_2A-66A | - | |
| CA_4A-4A | 4A | |
| CA_5A-66A | - | |
| CA_7A-26A | 7A | |
| CA_7A-66A | 7A | |
| CA_26A-38A | 38A | |
| CA_26A-41A | 41A | |
| CA_2A-26A | - | |



Unless otherwise agreed in writing, this document is issued by the Company subject to its General Conditions of Service printed overleaf, available on request or accessible at <http://www.sgs.com/en/Terms-and-Conditions.aspx> and, for electronic format documents, subject to Terms and Conditions for Electronic Documents at <http://www.sgs.com/en/Terms-and-Conditions/Terms-e-Documents.aspx>. Attention is drawn to the limitation of liability, indemnification and jurisdiction issues defined therein. Any holder of this document is advised that information contained hereon reflects the Company's findings at the time of its intervention only and within the limits of Client's instructions, if any. The Company's sole responsibility is to its Client and this document does not exonerate parties to a transaction from exercising all their rights and obligations under the transaction documents. This document cannot be reproduced except in full, without prior written approval of the Company. Any unauthorized alteration, forgery or falsification of the content or appearance of this document is unlawful and offenders may be prosecuted to the fullest extent of the law. Unless otherwise stated the results shown in this test report refer only to the sample(s) tested and such sample(s) are retained for 30 days only.

Attention: To check the authenticity of testing/inspection report & certificate, please contact us at telephone: (86-755) 8307 1443, or email: CN.Doccheck@sgs.com

South of No. 6 Plant, No. 1, Rurong Road, Suzhou Industrial Park, Suzhou Area, China (Jiangsu) Pilot Free Trade Zone 215000 t (86-512) 62992980 www.sgs.com.cn
 中国·苏州·中国(江苏)自由贸易试验区苏州片区苏州工业园区润融路1号的6号厂房南座 邮编: 215000 t (86-512) 62992980 sgs.china@sgs.com

1.4.3 Power reduction specification

This device uses a single fixed level of power reduction through static table look-up for SAR compliance and it is triggered by a single event or operation

- 1) A fixed level power reduction is applied for some frequency bands when simultaneously transmitting with the other antennas in certain simultaneous transmission conditions. The standalone SAR compliance still uses the standalone SAR results tested at the maximum output power level without any power reduction
- 2) A fixed level power reduction is applied for some frequency bands when handset operate "held to the ear" condition, the power reduction triggered by audio receiver detection. The audio receiver detection is used to determine head or body scenario.
- 3) The proximity sensor is used to indicate when the device is held close to a user's body exposure condition. It utilizes the proximity sensor to reduce the output power in specific wireless and operating modes of main antenna to ensure SAR compliance (Refer to section 5.4 for detailed proximity Sensor information and validation data per KDB 616217).

The detailed power reduction information can be referred to Appendix E.



Unless otherwise agreed in writing, this document is issued by the Company subject to its General Conditions of Service printed overleaf, available on request or accessible at <http://www.sgs.com/en/Terms-and-Conditions.aspx> and, for electronic format documents, subject to Terms and Conditions for Electronic Documents at <http://www.sgs.com/en/Terms-and-Conditions/Terms-e-Documents.aspx>. Attention is drawn to the limitation of liability, indemnification and jurisdiction issues defined therein. Any holder of this document is advised that information contained hereon reflects the Company's findings at the time of its intervention only and within the limits of Client's instructions, if any. The Company's sole responsibility is to its Client and this document does not exonerate parties to a transaction from exercising all their rights and obligations under the transaction documents. This document cannot be reproduced except in full, without prior written approval of the Company. Any unauthorized alteration, forgery or falsification of the content or appearance of this document is unlawful and offenders may be prosecuted to the fullest extent of the law. Unless otherwise stated the results shown in this test report refer only to the sample(s) tested and such sample(s) are retained for 30 days only.

Attention: To check the authenticity of testing /inspection report & certificate, please contact us at telephone: (86-755) 8307 1443, or email: CN.Doccheck@sgs.com

South of No. 6 Plant, No. 1, Rurong Road, Suzhou Industrial Park, Suzhou Area, China (Jiangsu) Pilot Free Trade Zone 215000 t (86-512) 62992980 www.sgs.com.cn
 中国·苏州·中国 (江苏) 自由贸易试验区苏州片区苏州工业园区润雅路1号的6号厂房南楼 邮编: 215000 t (86-512) 62992980 sgs.china@sgs.com

1.5 Test Specification

| Identity | Document Title |
|----------------------|---|
| FCC 47CFR §2.1093 | Radiofrequency Radiation Exposure Evaluation: Portable Devices |
| ANSI/IEEE C95.1-1992 | IEEE Standard for Safety Levels with Respect to Human Exposure to Radio Frequency Electromagnetic Fields, 3 kHz – 300 GHz. |
| IEEE 1528-2013 | Recommended Practice for Determining the Peak Spatial-Average Specific Absorption Rate (SAR) in the Human Head from Wireless Communications Devices: Measurement Techniques |
| KDB 941225 D01 | 3G SAR Measurement Procedures v03r01 |
| KDB 941225 D05 | SAR for LTE Devices v02r05 |
| KDB 941225 D05A | LTE Rel.10 KDB Inquiry Sheet v01r02 |
| KDB 941225 D06 | Hotspot Mode SAR v02r01 |
| KDB 248227 D01 | SAR Guidance for IEEE 802 11 Wi-Fi SAR v02r02 |
| KDB 648474 D04 | Handset SAR v01r03 |
| KDB 447498 D01 | General RF Exposure Guidance v06 |
| KDB 865664 D01 | SAR Measurement 100 MHz to 6 GHz v01r04 |
| KDB 865664 D02 | RF Exposure Reporting v01r02 |
| KDB 690783 D01 | SAR Listings on Grants v01r03 |
| KDB 616217 D04 | SAR for laptop and tablets v01r02 |



Unless otherwise agreed in writing, this document is issued by the Company subject to its General Conditions of Service printed overleaf, available on request or accessible at <http://www.sgs.com/en/Terms-and-Conditions.aspx> and, for electronic format documents, subject to Terms and Conditions for Electronic Documents at <http://www.sgs.com/en/Terms-and-Conditions/Terms-e-Documents.aspx>. Attention is drawn to the limitation of liability, indemnification and jurisdiction issues defined therein. Any holder of this document is advised that information contained hereon reflects the Company's findings at the time of its intervention only and within the limits of Client's instructions, if any. The Company's sole responsibility is to its Client and this document does not exonerate parties to a transaction from exercising all their rights and obligations under the transaction documents. This document cannot be reproduced except in full, without prior written approval of the Company. Any unauthorized alteration, forgery or falsification of the content or appearance of this document is unlawful and offenders may be prosecuted to the fullest extent of the law. Unless otherwise stated the results shown in this test report refer only to the sample(s) tested and such sample(s) are retained for 30 days only.

Attention: To check the authenticity of testing/inspection report & certificate, please contact us at telephone: (86-755) 8307 1443, or email: CN.Doccheck@sgs.com

South of No. 6 Plant, No. 1, Rurong Road, Suzhou Industrial Park, Suzhou Area, China (Jiangsu) Pilot Free Trade Zone 215000 t (86-512) 62992980 www.sgsgroup.com.cn
 中国·苏州·中国(江苏)自由贸易试验区苏州片区苏州工业园区润融路1号的6号厂房南楼 邮编: 215000 t (86-512) 62992980 sgs.china@sgs.com

1.6 RF exposure limits

| Human Exposure | Uncontrolled Environment General Population | Controlled Environment Occupational |
|--|--|--|
| Spatial Peak SAR* (Brain*Trunk) | 1.60 mW/g | 8.00 mW/g |
| Spatial Average SAR** (Whole Body) | 0.08 mW/g | 0.40 mW/g |
| Spatial Peak SAR*** (Hands/Feet/Ankle/Wrist) | 4.00 mW/g | 20.00 mW/g |

Notes:

- * The Spatial Peak value of the SAR averaged over any 1 gram of tissue (defined as a tissue volume in the shape of a cube) and over the appropriate averaging time
- ** The Spatial Average value of the SAR averaged over the whole body.
- *** The Spatial Peak value of the SAR averaged over any 10 grams of tissue (defined as a tissue volume in the shape of a cube) and over the appropriate averaging time.

Uncontrolled Environments are defined as locations where there is the exposure of individuals who have no knowledge or control of their exposure.

Controlled Environments are defined as locations where there is exposure that may be incurred by persons who are aware of the potential for exposure, (i.e. as a result of employment or occupation.)



Unless otherwise agreed in writing, this document is issued by the Company subject to its General Conditions of Service printed overleaf, available on request or accessible at <http://www.sgs.com/en/Terms-and-Conditions.aspx> and, for electronic format documents, subject to Terms and Conditions for Electronic Documents at <http://www.sgs.com/en/Terms-and-Conditions/Terms-e-Documents.aspx>. Attention is drawn to the limitation of liability, indemnification and jurisdiction issues defined therein. Any holder of this document is advised that information contained hereon reflects the Company's findings at the time of its intervention only and within the limits of Client's instructions, if any. The Company's sole responsibility is to its Client and this document does not exonerate parties to a transaction from exercising all their rights and obligations under the transaction documents. This document cannot be reproduced except in full, without prior written approval of the Company. Any unauthorized alteration, forgery or falsification of the content or appearance of this document is unlawful and offenders may be prosecuted to the fullest extent of the law. Unless otherwise stated the results shown in this test report refer only to the sample(s) tested and such sample(s) are retained for 30 days only.

Attention: To check the authenticity of testing /inspection report & certificate, please contact us at telephone: (86-755) 8307 1443, or email: CN.Doccheck@sgs.com

South of No. 6 Plant, No. 1, Rurong Road, Suzhou Industrial Park, Suzhou Area, China (Jiangsu) Pilot Free Trade Zone 215000
 中国·苏州·中国(江苏)自由贸易试验区苏州片区苏州工业园区润融路1号厂房南座 邮编: 215000

t (86-512) 62992980 www.sgsgroup.com.cn
 t (86-512) 62992980 sgs.china@sgs.com

2 Laboratory Environment

| | |
|---|---------------------------|
| Temperature | Min. = 18°C, Max. = 25 °C |
| Relative humidity | Min. = 30%, Max. = 70% |
| Ambient noise is checked and found very low and in compliance with requirement of standards. | |
| Reflection of surrounding objects is minimized and in compliance with requirement of standards. | |

Table 2: The Ambient Conditions



Unless otherwise agreed in writing, this document is issued by the Company subject to its General Conditions of Service printed overleaf, available on request or accessible at <http://www.sgs.com/en/Terms-and-Conditions.aspx> and, for electronic format documents, subject to Terms and Conditions for Electronic Documents at <http://www.sgs.com/en/Terms-and-Conditions/Terms-e-Documents.aspx>. Attention is drawn to the limitation of liability, indemnification and jurisdiction issues defined therein. Any holder of this document is advised that information contained hereon reflects the Company's findings at the time of its intervention only and within the limits of Client's instructions, if any. The Company's sole responsibility is to its Client and this document does not exonerate parties to a transaction from exercising all their rights and obligations under the transaction documents. This document cannot be reproduced except in full, without prior written approval of the Company. Any unauthorized alteration, forgery or falsification of the content or appearance of this document is unlawful and offenders may be prosecuted to the fullest extent of the law. Unless otherwise stated the results shown in this test report refer only to the sample(s) tested and such sample(s) are retained for 30 days only.

Attention: To check the authenticity of testing /inspection report & certificate, please contact us at telephone: (86-755) 8307 1443, or email: CN.Doccheck@sgs.com

South of No. 6 Plant No. 1, Rurong Road, Suzhou Industrial Park, Suzhou Area, China (Jiangsu) Pilot Free Trade Zone 215000 t (86-512) 62992980 www.sgs.com.cn
 中国·苏州·中国(江苏)自由贸易试验区苏州片区苏州工业园区润雅路1号的6号厂房南座 邮编: 215000 t (86-512) 62992980 sgs.china@sgs.com

3 SAR Measurements System Configuration

3.1 The SAR Measurement System

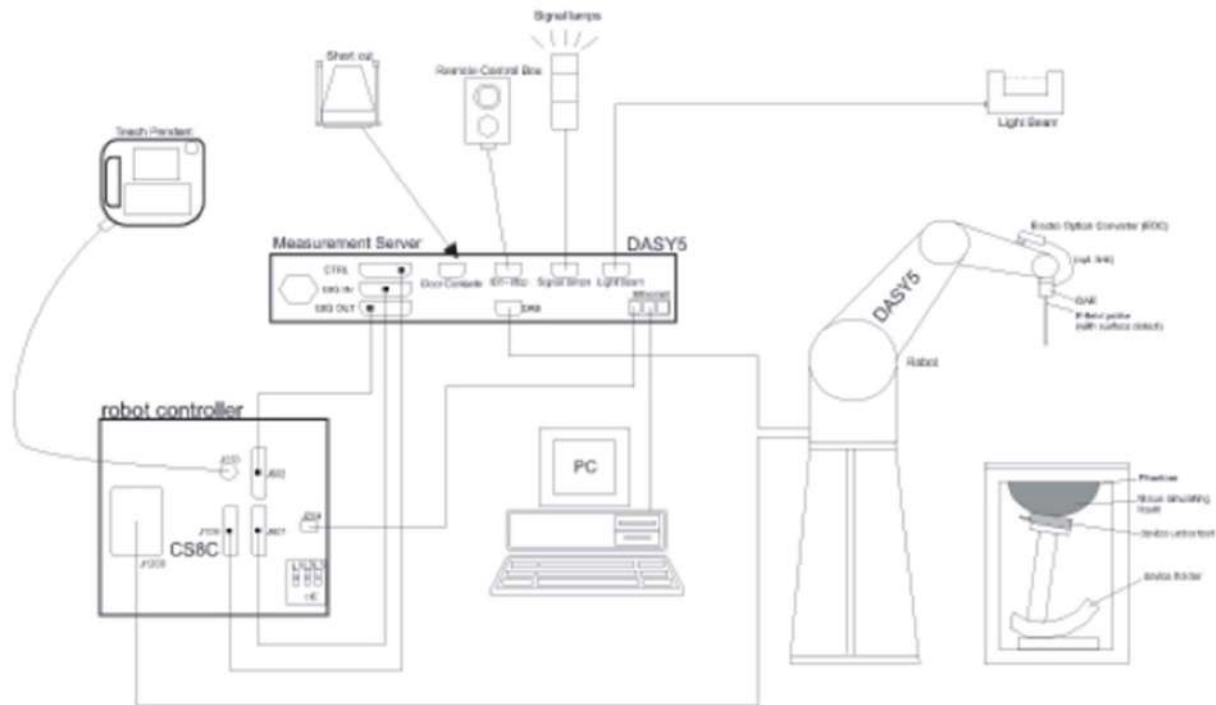
This SAR Measurement System uses a Computer-controlled 3-D stepper motor system (SPEAG DASY5 professional system). A E-field probe is used to determine the internal electric fields. The SAR can be obtained from the equation $SAR = \sigma (|E|^2) / \rho$ where σ and ρ are the conductivity and mass density of the tissue-Simulate.

The DASY5 system for performing compliance tests consists of the following items:
 A standard high precision 6-axis robot (Stabile RX family) with controller, teach pendant and software .An arm extension for accommodation the data acquisition electronics (DAE).

A dosimetric probe, i.e., an isotropic E-field probe optimized and calibrated for usage in tissue simulating liquid. The probe is equipped with an optical surface detector system.

A data acquisition electronics (DAE) which performs the signal amplification, signal multiplexing, AD-conversion, offset measurements, mechanical surface detection, collision detection, etc. The unit is battery powered with standard or rechargeable batteries. The signal is optically transmitted to the EOC.

The Electro-optical converter (EOC) performs the conversion between optical and electrical of the signals for the digital communication to DAE and for the analog signal from the optical surface detection. The EOC is connected to the measurement server.



F-1. SAR Measurement System Configuration




Unless otherwise agreed in writing, this document is issued by the Company subject to its General Conditions of Service printed overleaf, available on request or accessible at <http://www.sgs.com/en/Terms-and-Conditions.aspx> and, for electronic format documents, subject to Terms and Conditions for Electronic Documents at <http://www.sgs.com/en/Terms-and-Conditions/Terms-e-Document.aspx>. Attention is drawn to the limitation of liability, indemnification and jurisdiction issues defined therein. Any holder of this document is advised that information contained hereon reflects the Company's findings at the time of its intervention only and within the limits of Client's instructions, if any. The Company's sole responsibility is to its Client and this document does not exonerate parties to a transaction from exercising all their rights and obligations under the transaction documents. This document cannot be reproduced except in full, without prior written approval of the Company. Any unauthorized alteration, forgery or falsification of the content or appearance of this document is unlawful and offenders may be prosecuted to the fullest extent of the law. Unless otherwise stated the results shown in this test report refer only to the sample(s) tested and such sample(s) are retained for 30 days only.

Attention: To check the authenticity of testing /inspection report & certificate, please contact us at telephone: (86-755) 8307 1443, or email: CN.Doccheck@sgs.com
 South of No. 6 Plant, No. 1, Rurong Road, Suzhou Industrial Park, Suzhou Area, China (Jiangsu) Pilot Free Trade Zone 215000 t (86-512) 62992980 www.sgs.com.cn
 中国·苏州·中国 (江苏) 自由贸易试验区苏州片区苏州工业园区湖墅路1号的6号厂房南座 邮编: 215000 t (86-512) 62992980 sgs.china@sgs.com


- The function of the measurement server is to perform the time critical tasks such as signal filtering, control of the robot operation and fast movement interrupts.
- A probe alignment unit which improves the (absolute) accuracy of the probe positioning.
- A computer operating Windows 7.
- DASY5 software.
- Remote control with teach pendant and additional circuitry for robot safety such as warning lamps, etc.
- The SAM twin phantom enabling testing left-hand, right-hand and Body Worn usage.
- The device holder for handheld mobile phones.
- Tissue simulating liquid mixed according to the given recipes.
- Validation dipole kits allowing to validating the proper functioning of the system.

3.2 Isotropic E-field Probe EX3DV4


| | |
|--|---|
|  | Symmetrical design with triangular core Built-in shielding against static charges PEEK enclosure material (resistant to organic solvents, e.g., DGBE) |
| Calibration | ISO/IEC 17025 calibration service available. |
| Frequency | 10 MHz to > 6 GHz Linearity: ± 0.2 dB (30 MHz to 6 GHz) |
| Directivity | ± 0.3 dB in TSL (rotation around probe axis) ± 0.5 dB in TSL (rotation normal to probe axis) |
| Dynamic Range | 10 µW/g to > 100 mW/g Linearity: ± 0.2 dB (noise: typically < 1 µW/g) |
| Dimensions | Overall length: 337 mm (Tip: 20 mm) Tip diameter: 2.5 mm (Body: 12 mm) Typical distance from probe tip to dipole centers: 1 mm |
| Application | High precision dosimetric measurements in any exposure scenario (e.g., very strong gradient fields); the only probe that enables compliance testing for frequencies up to 6 GHz with precision of better 30%. |
| Compatibility | DASY3, DASY4, DASY52 SAR and higher, EASY4/MRI |



3.3 Data Acquisition Electronics (DAE)

| | | |
|-----------------------------|--|---|
| Model | DAE |  |
| Construction | Signal amplifier, multiplexer, A/D converter and control logic. Serial optical link for communication with DASY4/5 embedded system (fully remote controlled). Two step probe touch detector for mechanical surface detection and emergency robot stop. | |
| Measurement Range | -100 to +300 mV (16 bit resolution and two range settings: 4mV,400mV) | |
| Input Offset Voltage | < 5µV (with auto zero) | |
| Input Bias Current | < 50 f A | |
| Dimensions | 60 x 60 x 68 mm | |

3.4 SAM Twin Phantom

| | | |
|--|---|---|
| Material | Vinylester, glass fiber reinforced (VE-GF) |  |
| Liquid Compatibility | Compatible with all SPEAG tissue simulating liquids (incl. DGBE type) | |
| Shell Thickness | 2 ± 0.2 mm (6 ± 0.2 mm at ear point) | |
| Dimensions (incl. Wooden Support) | Length: 1000 mm Width: 500 mm Height: adjustable feet | |
| Filling Volume | approx. 25 liters | |
| Wooden Support | SPEAG standard phantom table | |

The shell corresponds to the specifications of the Specific Anthropomorphic Mannequin (SAM) phantom defined in IEEE 1528 and IEC 62209-1. It enables the dosimetric evaluation of left and right hand phone usage as well as body mounted usage at the flat phantom region. A cover prevents evaporation of the liquid. Reference markings on the phantom allow the complete setup of all predefined phantom positions and measurement grids by teaching three points with the robot.

Twin SAM V5.0 has the same shell geometry and is manufactured from the same material as Twin SAM V4.0, but has reinforced top structure.



Unless otherwise agreed in writing, this document is issued by the Company subject to its General Conditions of Service printed overleaf, available on request or accessible at <http://www.sgs.com/en/Terms-and-Conditions.aspx> and, for electronic format documents, subject to Terms and Conditions for Electronic Documents at <http://www.sgs.com/en/Terms-and-Conditions/Terms-e-Documents.aspx>. Attention is drawn to the limitation of liability, indemnification and jurisdiction issues defined therein. Any holder of this document is advised that information contained hereon reflects the Company's findings at the time of its intervention only and within the limits of Client's instructions, if any. The Company's sole responsibility is to its Client and this document does not exonerate parties to a transaction from exercising all their rights and obligations under the transaction documents. This document cannot be reproduced except in full, without prior written approval of the Company. Any unauthorized alteration, forgery or falsification of the content or appearance of this document is unlawful and offenders may be prosecuted to the fullest extent of the law. Unless otherwise stated the results shown in this test report refer only to the sample(s) tested and such sample(s) are retained for 30 days only.

Attention: To check the authenticity of testing /inspection report & certificate, please contact us at telephone: (86-755) 8307 1443, or email: CN.Doccheck@sgs.com

South of No. 6 Plant, No. 1, Rurong Road, Suzhou Industrial Park, Suzhou Area, China (Jiangsu) Pilot Free Trade Zone 215000 t (86-512) 62992980 www.sgs.com.cn
中国·苏州·中国 (江苏) 自由贸易试验区苏州片区苏州工业园区润融路1号的6号厂房南楼 邮编: 215000 t (86-512) 62992980 sgs.china@sgs.com

3.5 ELI Phantom

| | |
|-----------------------------|---|
| Material | Vinylester, glass fiber reinforced (VE-GF) |
| Liquid Compatibility | Compatible with all SPEAG tissue simulating liquids (incl. DGBE type) |
| Shell Thickness | 2.0 ± 0.2 mm (bottom plate) |
| Dimensions | Major axis: 600 mm Minor axis: 400 mm |
| Filling Volume | approx. 30 liters |
| Wooden Support | SPEAG standard phantom table |



The ELI phantom is used for compliance testing of handheld and body-mounted wireless devices in the frequency range of 4 MHz to 10 GHz. ELI is fully compatible with the IEC/IEEE 62209-1528 standard and all known tissue simulating liquids. ELI has been optimized regarding its performance and can be integrated into our standard phantom tables. A cover prevents evaporation of the liquid. Reference markings on the phantom allow installation of the complete setup, including all predefined phantom positions and measurement grids, by teaching three points. The phantom is compatible with all of SPEAG's dosimetric probes and dipoles.

ELI V5.0 and higher has the same shell geometry and is manufactured from the same material as ELI V4.0 but has a reinforced top structure.



Unless otherwise agreed in writing, this document is issued by the Company subject to its General Conditions of Service printed overleaf, available on request or accessible at <http://www.sgs.com/en/Terms-and-Conditions.aspx> and, for electronic format documents, subject to Terms and Conditions for Electronic Documents at <http://www.sgs.com/en/Terms-and-Conditions/Terms-e-Documents.aspx>. Attention is drawn to the limitation of liability, indemnification and jurisdiction issues defined therein. Any holder of this document is advised that information contained hereon reflects the Company's findings at the time of its intervention only and within the limits of Client's instructions, if any. The Company's sole responsibility is to its Client and this document does not exonerate parties to a transaction from exercising all their rights and obligations under the transaction documents. This document cannot be reproduced except in full, without prior written approval of the Company. Any unauthorized alteration, forgery or falsification of the content or appearance of this document is unlawful and offenders may be prosecuted to the fullest extent of the law. Unless otherwise stated the results shown in this test report refer only to the sample(s) tested and such sample(s) are retained for 30 days only.

Attention: To check the authenticity of testing/inspection report & certificate, please contact us at telephone: (86-755) 8307 1443, or email: CN.Doccheck@sgs.com

3.6 Device Holder for Transmitters



F-2. Device Holder for Transmitters

- The DASY device holder is designed to cope with different positions given in the standard. It has two scales for the device rotation (with respect to the body axis) and the device inclination (with respect to the line between the ear reference points). The rotation centres for both scales are the ear reference point (ERP). Thus the device needs no repositioning when changing the angles.
- The DASY device holder has been made out of low-loss POM material having the following dielectric parameters: relative permittivity $\epsilon=3$ and loss tangent $\delta=0.02$. The amount of dielectric material has been reduced in the closest vicinity of the device, since measurements have suggested that the influence of the clamp on the test results could thus be lowered.



Unless otherwise agreed in writing, this document is issued by the Company subject to its General Conditions of Service printed overleaf, available on request or accessible at <http://www.sgs.com/en/Terms-and-Conditions.aspx> and, for electronic format documents, subject to Terms and Conditions for Electronic Documents at <http://www.sgs.com/en/Terms-and-Conditions/Terms-e-Documents.aspx>. Attention is drawn to the limitation of liability, indemnification and jurisdiction issues defined therein. Any holder of this document is advised that information contained hereon reflects the Company's findings at the time of its intervention only and within the limits of Client's instructions, if any. The Company's sole responsibility is to its Client and this document does not exonerate parties to a transaction from exercising all their rights and obligations under the transaction documents. This document cannot be reproduced except in full, without prior written approval of the Company. Any unauthorized alteration, forgery or falsification of the content or appearance of this document is unlawful and offenders may be prosecuted to the fullest extent of the law. Unless otherwise stated the results shown in this test report refer only to the sample(s) tested and such sample(s) are retained for 30 days only.

Attention: To check the authenticity of testing / inspection report & certificate, please contact us at telephone: (86-755) 8307 1443, or email: CN.Doccheck@sgs.com
 South of No. 6 Plant, No. 1, Rurasheng Road, Suzhou Industrial Park, Suzhou Area, China (Jiangsu) Pilot Free Trade Zone 215000 t (86-512) 62992980 www.sgsgroup.com.cn
 中国·苏州·中国 (江苏) 自由贸易试验区苏州片区苏州工业园区润胜路1号的6号厂房南面 邮编: 215000 t (86-512) 62992980 sgs.china@sgs.com

3.7 Measurement procedure

3.7.1 Scanning procedure

Step 1: Power reference measurement

The “reference” and “drift” measurements are located at the beginning and end of the batch process. They measure the field drift at one single point in the liquid over the complete procedure.

Step 2: Area scan

The SAR distribution at the exposed side of the head was measured at a distance of 4mm from the inner surface of the shell. The area covered the entire dimension of the head and the horizontal grid spacing was 15mm*15mm or 12mm*12mm or 10mm*10mm. Based on the area scan data, the area of the maximum absorption was determined by spline interpolation.

Step 3: Zoom scan

Around this point, a volume of 32mm*32mm*30mm (f≤2GHz), 30mm*30mm*30mm (f for 2-3GHz) and 24mm*24mm*22mm (f for 5-6GHz) was assessed by measuring 5x5x7 points (f≤2GHz), 7x7x7 points (f for 2-3GHz) and 7x7x12 points (f for 5-6GHz). On this basis of this data set, the spatial peak SAR value was evaluated with the following procedure:

The data at the surface was extrapolated, since the centre of the dipoles is 2.0mm away from the tip of the probe and the distance between the surface and the lowest measuring point is 1.2mm. (This can be variable. Refer to the probe specification). The extrapolation was based on a least square algorithm. A polynomial of the fourth order was calculated through the points in z-axes. This polynomial was then used to evaluate the points between the surface and the probe tip. The maximum interpolated value was searched with a straight-forward algorithm. Around this maximum the SAR values averaged over the spatial volumes (1g or 10g) were computed using the 3D-Spline interpolation algorithm. The volume was integrated with the trapezoidal algorithm. One thousand points were interpolated to calculate the average. All neighbouring volumes were evaluated until no neighboring volume with a higher average value was found.

The area and zoom scan resolutions specified in the table below must be applied to the SAR measurements. Probe boundary effect error compensation is required for measurements with the probe tip closer than half a probe tip diameter to the phantom surface. Both the probe tip diameter and sensor offset distance must satisfy measurement protocols; to ensure probe boundary effect errors are minimized and the higher fields closest to the phantom surface can be correctly measured and extrapolated to the phantom surface for computing 1-g SAR. Tolerances of the post-processing algorithms must be verified by the test laboratory for the scan resolutions used in the SAR measurements, according to the reference distribution functions specified in IEEE Std. 1528-2013.



Unless otherwise agreed in writing, this document is issued by the Company subject to its General Conditions of Service printed overleaf, available on request or accessible at <http://www.sgs.com/en/Terms-and-Conditions.aspx> and, for electronic format documents, subject to Terms and Conditions for Electronic Documents at <http://www.sgs.com/en/Terms-and-Conditions/Terms-e-Documents.aspx>. Attention is drawn to the limitation of liability, indemnification and jurisdiction issues defined therein. Any holder of this document is advised that information contained hereon reflects the Company's findings at the time of its intervention only and within the limits of Client's instructions, if any. The Company's sole responsibility is to its Client and this document does not exonerate parties to a transaction from exercising all their rights and obligations under the transaction documents. This document cannot be reproduced except in full, without prior written approval of the Company. Any unauthorized alteration, forgery or falsification of the content or appearance of this document is unlawful and offenders may be prosecuted to the fullest extent of the law. Unless otherwise stated the results shown in this test report refer only to the sample(s) tested and such sample(s) are retained for 30 days only.

Attention: To check the authenticity of testing / inspection report & certificate, please contact us at telephone: (86-755) 8307 1443, or email: CN.Doccheck@sgs.com

South of No. 6 Plant, No. 1, Rurong Road, Suzhou Industrial Park, Suzhou Area, China (Jiangsu) Pilot Free Trade Zone 215000 t (86-512) 62992980 www.sgs.com.cn
 中国·苏州·中国(江苏)自由贸易试验区苏州片区苏州工业园区润融路1号的6号厂房南楼 邮编: 215000 t (86-512) 62992980 sgs.china@sgs.com

| | | ≤ 3 GHz | > 3 GHz |
|--|------------------------------------|--|---|
| Maximum distance from closest measurement point (geometric center of probe sensors) to phantom surface | | 5 ± 1 mm | $\frac{1}{2} \cdot \delta \cdot \ln(2) \pm 0.5$ mm |
| Maximum probe angle from probe axis to phantom surface normal at the measurement location | | $30^\circ \pm 1^\circ$ | $20^\circ \pm 1^\circ$ |
| Maximum area scan spatial resolution: Δx_{Area} , Δy_{Area} | | ≤ 2 GHz: ≤ 15 mm 2 – 3 GHz: ≤ 12 mm | 3 – 4 GHz: ≤ 12 mm 4 – 6 GHz: ≤ 10 mm |
| | | When the x or y dimension of the test device, in the measurement plane orientation, is smaller than the above, the measurement resolution must be \leq the corresponding x or y dimension of the test device with at least one measurement point on the test device. | |
| Maximum zoom scan spatial resolution: Δx_{Zoom} , Δy_{Zoom} | | ≤ 2 GHz: ≤ 8 mm 2 – 3 GHz: ≤ 5 mm* | 3 – 4 GHz: ≤ 5 mm* 4 – 6 GHz: ≤ 4 mm* |
| Maximum zoom scan spatial resolution, normal to phantom surface | uniform grid: $\Delta z_{Zoom}(n)$ | ≤ 5 mm | 3 – 4 GHz: ≤ 4 mm 4 – 5 GHz: ≤ 3 mm 5 – 6 GHz: ≤ 2 mm |
| | graded grid | $\Delta z_{Zoom}(1)$: between 1 st two points closest to phantom surface | ≤ 4 mm |
| | | $\Delta z_{Zoom}(n-1)$: between subsequent points | $\leq 1.5 \cdot \Delta z_{Zoom}(n-1)$ |
| Minimum zoom scan volume | x, y, z | ≥ 30 mm | 3 – 4 GHz: ≥ 28 mm 4 – 5 GHz: ≥ 25 mm 5 – 6 GHz: ≥ 22 mm |

Step 4: Power reference measurement (drift)

The Power Drift Measurement job measures the field at the same location as the most recent power reference measurement job within the same procedure, and with the same settings. The indicated drift is mainly the variation of the DUT's output power and should vary max. $\pm 5\%$



Unless otherwise agreed in writing, this document is issued by the Company subject to its General Conditions of Service printed overleaf, available on request or accessible at <http://www.sgs.com/en/Terms-and-Conditions.aspx> and, for electronic format documents, subject to Terms and Conditions for Electronic Documents at <http://www.sgs.com/en/Terms-and-Conditions/Terms-e-Documents.aspx>. Attention is drawn to the limitation of liability, indemnification and jurisdiction issues defined therein. Any holder of this document is advised that information contained hereon reflects the Company's findings at the time of its intervention only and within the limits of Client's instructions, if any. The Company's sole responsibility is to its Client and this document does not exonerate parties to a transaction from exercising all their rights and obligations under the transaction documents. This document cannot be reproduced except in full, without prior written approval of the Company. Any unauthorized alteration, forgery or falsification of the content or appearance of this document is unlawful and offenders may be prosecuted to the fullest extent of the law. Unless otherwise stated the results shown in this test report refer only to the sample(s) tested and such sample(s) are retained for 30 days only.

Attention: To check the authenticity of testing /inspection report & certificate, please contact us at telephone: (86-755) 8307 1443, or email: CN.Doccheck@sgs.com

South of No. 6 Plant, No. 1, Rurong Road, Suzhou Industrial Park, Suzhou Area, China (Jiangsu) Pilot Free Trade Zone 215000
中国·苏州·中国(江苏)自由贸易试验区苏州片区苏州工业园区润融路1号的6号厂房南楼 邮编: 215000

t (86-512) 62992980 www.sgs.com.cn
t (86-512) 62992980 sgs.china@sgs.com

3.7.2 Data Storage

The DASY software stores the acquired data from the data acquisition electronics as raw data (in microvolt readings from the probe sensors), together with all necessary software parameters for the data evaluation (probe calibration data, liquid parameters and device frequency and modulation data) in measurement files with the extension “.DAE4”. The software evaluates the desired unit and format for output each time the data is visualized or exported. This allows verification of the complete software setup even after the measurement and allows correction of incorrect parameter settings. For example, if a measurement has been performed with a wrong crest factor parameter in the device setup, the parameter can be corrected afterwards and the data can be re-evaluated. The measured data can be visualized or exported in different units or formats, depending on the selected probe type ([V/m], [A/m], [°C], [m W/g], [m W/cm²], [dBrel], etc.). Some of these units are not available in certain situations or show meaningless results, e.g., a SAR output in a lossless media will always be zero. Raw data can also be exported to perform the evaluation with other software packages.

3.7.3 Data Evaluation by SEMCAD

The SEMCAD software automatically executes the following procedures to calculate the field units from the microvolt readings at the probe connector. The parameters used in the evaluation are stored in the configuration modules of the software:

- | | | |
|--------------------|---------------------------|----------------------|
| Probe parameters: | - Sensitivity | Normi, ai0, ai1, ai2 |
| | - Conversion factor | ConvFi |
| | - Diode compression point | Dcpi |
| Device parameters: | - Frequency | f |
| | - Crest factor | cf |
| Media parameters: | - Conductivity | ε |
| | - Density | ρ |

These parameters must be set correctly in the software. They can be found in the component documents or they can be imported into the software from the configuration files issued for the DASY components. In the direct measuring mode of the multimeter option, the parameters of the actual system setup are used. In the scan visualization and export modes, the parameters stored in the corresponding document files are used.

The first step of the evaluation is a linearization of the filtered input signal to account for the compression characteristics of the detector diode. The compensation depends on the input signal, the diode type and the DC-transmission factor from the diode to the evaluation electronics.

If the exciting field is pulsed, the crest factor of the signal must be known to correctly compensate for peak power. The formula for each channel can be given as:

$$V_i = U_i + U_i^2 \cdot cf / dcp_i$$

- With V_i = compensated signal of channel i ($i = x, y, z$)
- U_i = input signal of channel i ($i = x, y, z$)
- cf = crest factor of exciting field (DASY parameter)
- dcp i = diode compression point (DASY parameter)

From the compensated input signals the primary field data for each channel can be evaluated:

E-field probes:

$$E_i = (V_i / Norm_i \cdot ConvF)^{1/2}$$



H-field probes:

$$H_i = (V_i)^{1/2} \cdot (a_{i0} + a_{i1}f + a_{i2}f^2) / f$$

With V_i = compensated signal of channel i ($i = x, y, z$)

Norm i = sensor sensitivity of channel i ($i = x, y, z$)
 [mV/(V/m)²] for E-field Probes

ConvF = sensitivity enhancement in solution

a_{ij} = sensor sensitivity factors for H-field probes

f = carrier frequency [GHz]

E_i = electric field strength of channel i in V/m

H_i = magnetic field strength of channel i in A/m

The RSS value of the field components gives the total field strength (Hermitian magnitude):

$$E_{tot} = (E_x^2 + E_y^2 + E_z^2)^{1/2}$$

The primary field data are used to calculate the derived field units.

$$SAR = (E_{tot}^2 \cdot \sigma) / (\epsilon \cdot 1000)$$

with SAR = local specific absorption rate in mW/g

E_{tot} = total field strength in V/m

σ = conductivity in [mho/m] or [Siemens/m]

ϵ = equivalent tissue density in g/cm³

Note that the density is normally set to 1 (or 1.06), to account for actual brain density rather than the density of the simulation liquid. The power flow density is calculated assuming the excitation field to be a free space field.

$$P_{pwe} = E_{tot}^2 / 3770 \text{ or } P_{pwe} = H_{tot}^2 \cdot 37.7$$

with P_{pwe} = equivalent power density of a plane wave in mW/cm²

E_{tot} = total electric field strength in V/m

H_{tot} = total magnetic field strength in A/m



Unless otherwise agreed in writing, this document is issued by the Company subject to its General Conditions of Service printed overleaf, available on request or accessible at <http://www.sgs.com/en/Terms-and-Conditions.aspx> and, for electronic format documents, subject to Terms and Conditions for Electronic Documents at <http://www.sgs.com/en/Terms-and-Conditions/Terms-e-Documents.aspx>. Attention is drawn to the limitation of liability, indemnification and jurisdiction issues defined therein. Any holder of this document is advised that information contained hereon reflects the Company's findings at the time of its intervention only and within the limits of Client's instructions, if any. The Company's sole responsibility is to its Client and this document does not exonerate parties to a transaction from exercising all their rights and obligations under the transaction documents. This document cannot be reproduced except in full, without prior written approval of the Company. Any unauthorized alteration, forgery or falsification of the content or appearance of this document is unlawful and offenders may be prosecuted to the fullest extent of the law. Unless otherwise stated the results shown in this test report refer only to the sample(s) tested and such sample(s) are retained for 30 days only.

Attention: To check the authenticity of testing/inspection report & certificate, please contact us at telephone: (86-755) 8307 1443, or email: CN.Doccheck@sgs.com

South of No. 6 Plant, No. 1, Rurong Road, Suzhou Industrial Park, Suzhou Area, China (Jiangsu) Pilot Free Trade Zone 215000
 中国·苏州·中国 (江苏) 自由贸易试验区苏州片区苏州工业园区润雅路1号的6号厂房南座 邮编: 215000

t (86-512) 62992980 www.sgs.com.cn
 t (86-512) 62992980 sgs.china@sgs.com

4 SAR measurement variability and uncertainty

4.1 SAR measurement variability

Per KDB865664 D01 SAR measurement 100 MHz to 6 GHz v01r04, SAR measurement variability must be assessed for each frequency band, which is determined by the SAR probe calibration point and tissue-equivalent medium used for the device measurements. The additional measurements are repeated after the completion of all measurements requiring the same head or body tissue-equivalent medium in a frequency band. The test device should be returned to ambient conditions (normal room temperature) with the battery fully charged before it is re-mounted on the device holder for the repeated measurement(s) to minimize any unexpected variations in the repeated results.

- 1) Repeated measurement is not required when the original highest measured SAR is < 0.80 W/kg; steps 2) through 4) do not apply.
 - 2) When the original highest measured SAR is ≥ 0.80 W/kg, repeat that measurement once.
 - 3) Perform a second repeated measurement only if the ratio of largest to smallest SAR for the original and first repeated measurements is > 1.20 or when the original or repeated measurement is ≥ 1.45 W/kg (~ 10% from the 1-g SAR limit).
 - 4) Perform a third repeated measurement only if the original, first or second repeated measurement is ≥ 1.5 W/kg and the ratio of largest to smallest SAR for the original, first and second repeated measurements is > 1.20 .
- The same procedures should be adapted for measurements according to extremity and occupational exposure limits by applying a factor of 2.5 for extremity exposure and a factor of 5 for occupational exposure to the corresponding SAR thresholds.

4.2 SAR measurement uncertainty

Per KDB865664 D01 SAR Measurement 100 MHz to 6 GHz, when the highest measured 1-g SAR within a frequency band is < 1.5 W/kg, the extensive SAR measurement uncertainty analysis described in IEEE Std 1528-2013 is not required in SAR reports submitted for equipment approval. The equivalent ratio (1.5/1.6) is applied to extremity and occupational exposure conditions.



Unless otherwise agreed in writing, this document is issued by the Company subject to its General Conditions of Service printed overleaf, available on request or accessible at <http://www.sgs.com/en/Terms-and-Conditions.aspx> and, for electronic format documents, subject to Terms and Conditions for Electronic Documents at <http://www.sgs.com/en/Terms-and-Conditions/Terms-e-Documents.aspx>. Attention is drawn to the limitation of liability, indemnification and jurisdiction issues defined therein. Any holder of this document is advised that information contained hereon reflects the Company's findings at the time of its intervention only and within the limits of Client's instructions, if any. The Company's sole responsibility is to its Client and this document does not exonerate parties to a transaction from exercising all their rights and obligations under the transaction documents. This document cannot be reproduced except in full, without prior written approval of the Company. Any unauthorized alteration, forgery or falsification of the content or appearance of this document is unlawful and offenders may be prosecuted to the fullest extent of the law. Unless otherwise stated the results shown in this test report refer only to the sample(s) tested and such sample(s) are retained for 30 days only.

Attention: To check the authenticity of testing/inspection report & certificate, please contact us at telephone: (86-755) 8307 1443, or email: CN.Doccheck@sgs.com

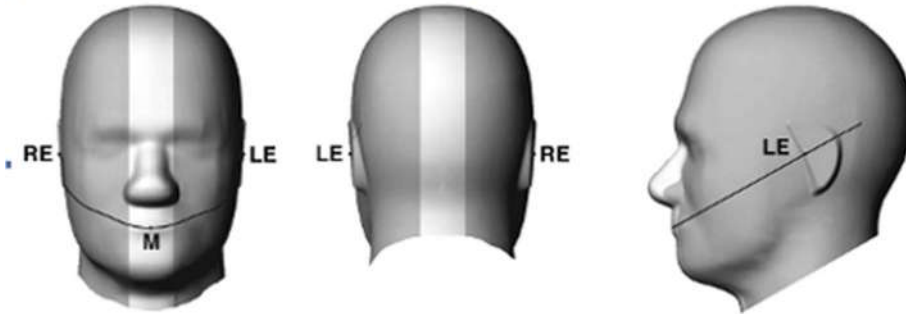
South of No. 6 Plant, No. 1, Rurong Road, Suzhou Industrial Park, Suzhou Area, China (Jiangsu) Pilot Free Trade Zone 215000
 中国·苏州·中国(江苏)自由贸易试验区苏州片区苏州工业园区润雅路1号的6号厂房南座 邮编: 215000

t (86-512) 62992980 www.sgs.com.cn
 t (86-512) 62992980 sgs.china@sgs.com

5 Description of Test Position


5.1 Head Exposure Condition

5.1.1 SAM Phantom Shape

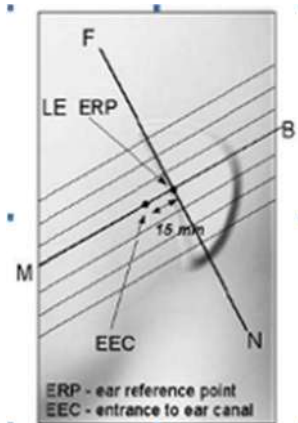


F-3. Front, back, and side views of SAM (model for the phantom shell). Full-head model is for illustration purposes only-procedures in this recommended practice are intended primarily for the phantom setup.

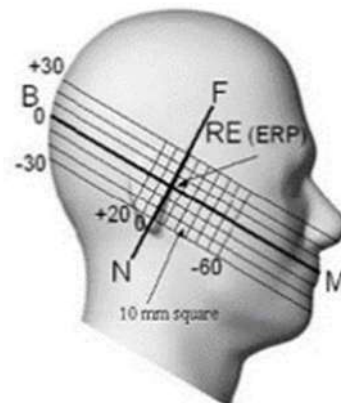
Note: The centre strip including the nose region has a different thickness tolerance.



F-4. Sagittally bisected phantom with extended perimeter (shown placed on its side as used for SAR measurements)



F-5. Close-up side view of phantom, showing the ear region, N-F and B-M lines, and seven cross-sectional plane locations



F-6. Side view of the phantom showing relevant markings and seven cross-sectional plane locations



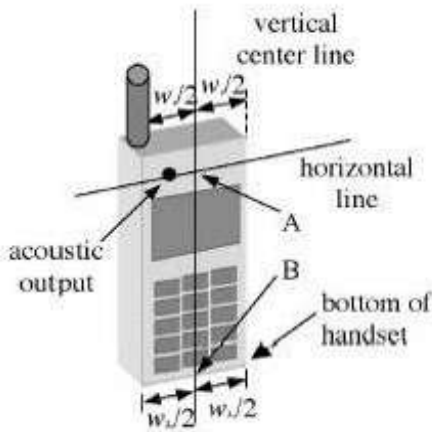
Unless otherwise agreed in writing, this document is issued by the Company subject to its General Conditions of Service printed overleaf, available on request or accessible at <http://www.sgs.com/en/Terms-and-Conditions.aspx> and, for electronic format documents, subject to Terms and Conditions for Electronic Documents at <http://www.sgs.com/en/Terms-and-Conditions/Terms-e-Documents.aspx>. Attention is drawn to the limitation of liability, indemnification and jurisdiction issues defined therein. Any holder of this document is advised that information contained hereon reflects the Company's findings at the time of its intervention only and within the limits of Client's instructions, if any. The Company's sole responsibility is to its Client and this document does not exonerate parties to a transaction from exercising all their rights and obligations under the transaction documents. This document cannot be reproduced except in full, without prior written approval of the Company. Any unauthorized alteration, forgery or falsification of the content or appearance of this document is unlawful and offenders may be prosecuted to the fullest extent of the law. Unless otherwise stated the results shown in this test report refer only to the sample(s) tested and such sample(s) are retained for 30 days only.

Attention: To check the authenticity of testing/inspection report & certificate, please contact us at telephone: (86-755) 8307 1443, or email: CN.Doccheck@sgs.com

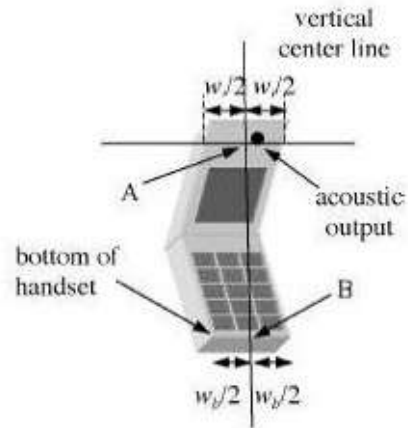
South of No. 6 Plant, No. 1, Rurong Road, Suzhou Industrial Park, Suzhou Area, China (Jiangsu) Pilot Free Trade Zone 215000 t (86-512) 62992980 www.sgs.com.cn

中国·苏州·中国 (江苏) 自由贸易试验区苏州片区苏州工业园区润胜路1号的6号厂房南楼 邮编: 215000 t (86-512) 62992980 sgs.china@sgs.com

5.1.2 EUT constructions



F-7. Handset vertical and horizontal reference lines-“fixed case”



F-8. Handset vertical and horizontal reference lines-“clam-shell case”

5.1.3 Definition of the “cheek” position

- Position the device with the vertical centre line of the body of the device and the horizontal line crossing the centre of the ear piece in a plane parallel to the sagittal plane of the phantom (“initial position”). While maintaining the device in this plane, align the vertical centre line with the reference plane containing the three ear and mouth reference points (M, RE and LE) and align the centre of the ear piece with the line RE-LE.
- Translate the mobile phone box towards the phantom with the ear piece aligned with the line LE-RE until telephone touches the ear. While maintaining the device in the reference plane and maintaining the phone contact with the ear, move the bottom of the box until any point on the front side is in contact with the cheek of the phantom or until contact with the ear is lost.

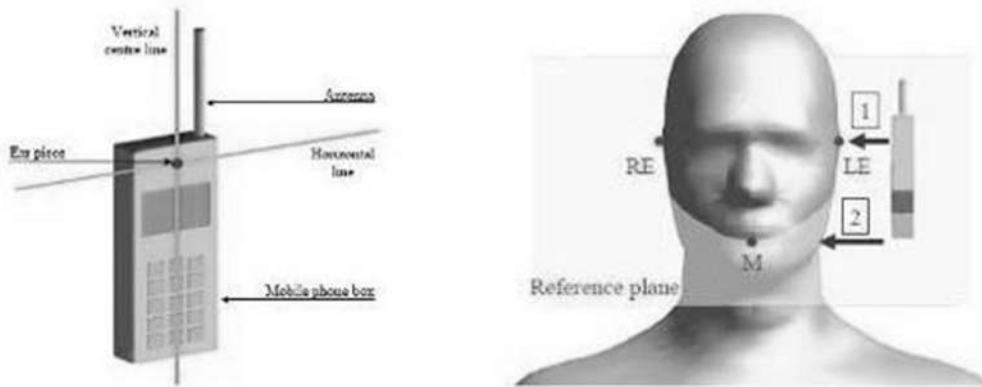


Unless otherwise agreed in writing, this document is issued by the Company subject to its General Conditions of Service printed overleaf, available on request or accessible at <http://www.sgs.com/en/Terms-and-Conditions.aspx> and, for electronic format documents, subject to Terms and Conditions for Electronic Documents at <http://www.sgs.com/en/Terms-and-Conditions/Terms-e-Documents.aspx>. Attention is drawn to the limitation of liability, indemnification and jurisdiction issues defined therein. Any holder of this document is advised that information contained hereon reflects the Company's findings at the time of its intervention only and within the limits of Client's instructions, if any. The Company's sole responsibility is to its Client and this document does not exonerate parties to a transaction from exercising all their rights and obligations under the transaction documents. This document cannot be reproduced except in full, without prior written approval of the Company. Any unauthorized alteration, forgery or falsification of the content or appearance of this document is unlawful and offenders may be prosecuted to the fullest extent of the law. Unless otherwise stated the results shown in this test report refer only to the sample(s) tested and such sample(s) are retained for 30 days only.

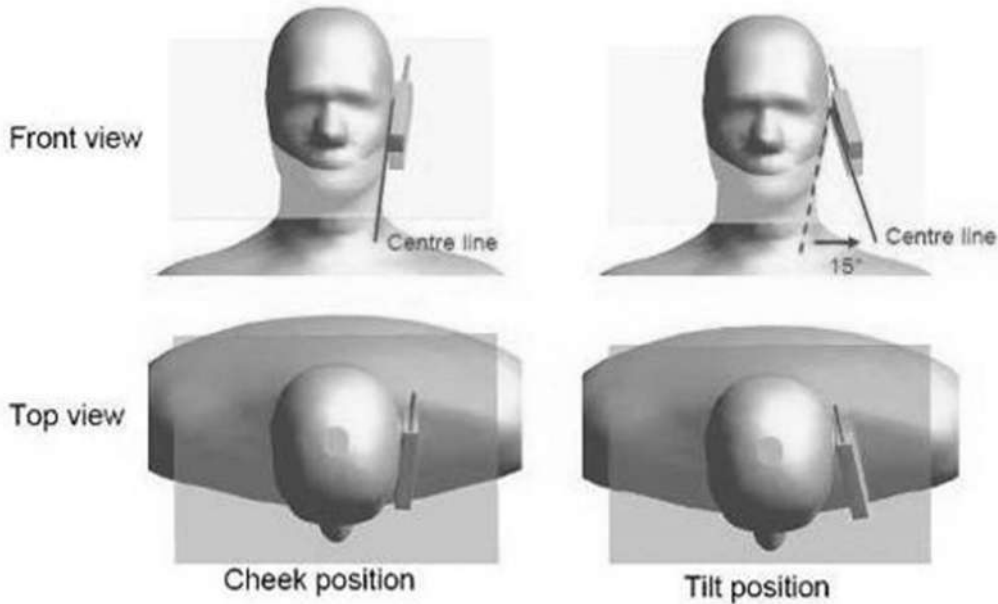
Attention: To check the authenticity of testing /inspection report & certificate, please contact us at telephone: (86-755) 8307 1443, or email: CN.Doccheck@sgs.com
 South of No. 6 Plant, No. 1, Rurong Road, Suzhou Industrial Park, Suzhou Area, China (Jiangsu) Pilot Free Trade Zone 215000 t (86-512) 62992980 www.sgs.com.cn
 中国·苏州·中国 (江苏) 自由贸易试验区苏州片区苏州工业园区润雅路1号的6号厂房南座 邮编: 215000 t (86-512) 62992980 sgs.china@sgs.com

5.1.4 Definition of the “tilted” position

- a) Position the device in the “cheek” position described above;
- b) While maintaining the device in the reference plane described above and pivoting against the ear, move it outward away from the mouth by an angle of 15 degrees or until contact with the ear is lost.



F-9. Definition of the reference lines and points, on the phone and on the phantom and initial position



F-10. “Cheek” and “tilt” positions of the mobile phone on the left side



5.2 Body Exposure Condition

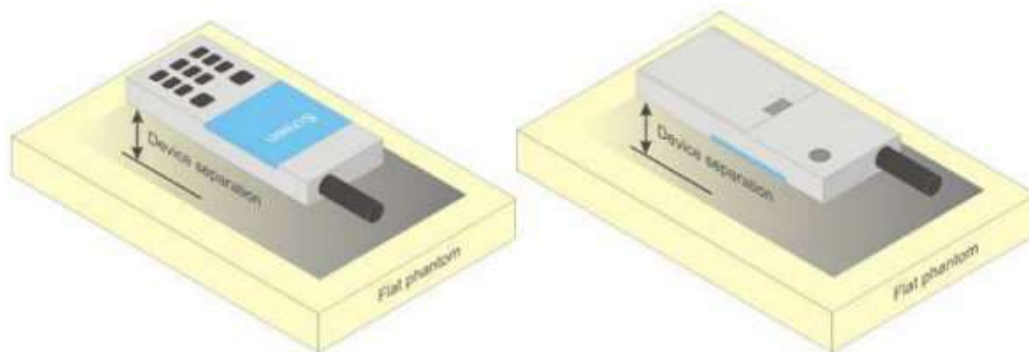
5.2.1 Body-worn accessory exposure conditions

Body-worn operating configurations should be tested with the belt-clips and holsters attached to the device and positioned against a flat phantom in normal use configurations.

Body-worn operating configurations are tested with the belt-clips and holsters attached to the device and positioned against a flat phantom in a normal use configuration. Per FCC KDB Publication 648474 D04, Body-worn accessory exposure is typically related to voice mode operations when handsets are carried in body-worn accessories. The body-worn accessory procedures in FCC KDB Publication 447498 D01 should be used to test for body-worn accessory SAR compliance, without a headset connected to it. This enables the test results for such configuration to be compatible with that required for hotspot mode when the body-worn accessory test separation distance is greater than or equal to that required for hotspot mode, when applicable. When the reported SAR for a body-worn accessory, measured without a headset connected to the handset, is > 1.2 W/kg, the highest reported SAR configuration for that wireless mode and frequency band should be repeated for that body-worn accessory with a headset attached to the handset.

Accessories for Body-worn operation configurations are divided into two categories: those that do not contain metallic components and those that do contain metallic components. When multiple accessories that do not contain metallic components are supplied with the device, the device is tested with only the accessory that dictates the closest spacing to the body. Then multiple accessories that contain metallic components are tested with the device with each accessory. If multiple accessories share an identical metallic component (i.e. the same metallic belt-clip used with different holsters with no other metallic components) only the accessory that dictates the closest spacing to the body is tested.

Body-worn accessories may not always be supplied or available as options for some devices intended to be authorized for body-worn use. In this case, a test configuration with a separation distance between the back of the device and the flat phantom is used. Test position spacing was documented. Transmitters that are designed to operate in front of a person's face, as in push-to-talk configurations, are tested for SAR compliance with the front of the device positioned to face the flat phantom in head fluid. For devices that are carried next to the body such as a shoulder, waist or chest-worn transmitters, SAR compliance is tested with the accessories, including headsets and microphones, attached to the device and positioned against a flat phantom in a normal use configuration.



F-11. Test positions for body-worn devices



Unless otherwise agreed in writing, this document is issued by the Company subject to its General Conditions of Service printed overleaf, available on request or accessible at <http://www.sgs.com/en/Terms-and-Conditions.aspx> and, for electronic format documents, subject to Terms and Conditions for Electronic Documents at <http://www.sgs.com/en/Terms-and-Conditions/Terms-e-Documents.aspx>. Attention is drawn to the limitation of liability, indemnification and jurisdiction issues defined therein. Any holder of this document is advised that information contained hereon reflects the Company's findings at the time of its intervention only and within the limits of Client's instructions, if any. The Company's sole responsibility is to its Client and this document does not exonerate parties to a transaction from exercising all their rights and obligations under the transaction documents. This document cannot be reproduced except in full, without prior written approval of the Company. Any unauthorized alteration, forgery or falsification of the content or appearance of this document is unlawful and offenders may be prosecuted to the fullest extent of the law. Unless otherwise stated the results shown in this test report refer only to the sample(s) tested and such sample(s) are retained for 30 days only.

Attention: To check the authenticity of testing/inspection report & certificate, please contact us at telephone: (86-755) 8307 1443, or email: CN.Doccheck@sgs.com

South of No. 6 Plant, No. 1, Rurong Road, Suzhou Industrial Park, Suzhou Area, China (Jiangsu) Pilot Free Trade Zone 215000
 中国·苏州·中国(江苏)自由贸易试验区苏州片区苏州工业园区润融路1号的6号厂房南楼 邮编: 215000

t (86-512) 62992980 www.sgs.com.cn
 t (86-512) 62992980 sgs.china@sgs.com

5.2.2 Wireless Router exposure conditions

Some battery-operated handsets have the capability to transmit and receive user data through simultaneous transmission of WIFI simultaneously with a separate licensed transmitter. The FCC has provided guidance in FCC KDB Publication 941225 D06 where SAR test considerations for handsets ($L \times W \geq 9 \text{ cm} \times 5 \text{ cm}$) are based on a composite test separation distance of 10 mm from the front, back and edges of the device containing transmitting antennas within 2.5 cm of their edges, determined from general mixed use conditions for this type of devices. For devices with form factors smaller than 9 cm x 5 cm, a test separation distance of 5 mm is required.

5.3 Extremity exposure conditions

Per FCC KDB 648474 D04, for smart phones with a display diagonal dimension > 15.0 cm or an overall diagonal dimension > 16.0 cm that provide similar mobile web access and multimedia support found in mini-tablets or UMPC mini-tablets that support voice calls next to the ear, the device is marketed as “Phablet”. The UMPC mini-tablet procedures must also be applied to test the SAR of all surfaces and edges with an antenna located at $\leq 25 \text{ mm}$ from that surface or edge, in direct contact with a flat phantom, for Product Specific 10-g SAR according to the body-equivalent tissue dielectric parameters in KDB 865664 to address interactive hand use exposure conditions. The UMPC mini-tablet 1-g SAR at 5 mm is not required. When hotspot mode applies, Product Specific 10-g SAR is required only for the surfaces and edges with hotspot mode 1-g reported SAR > 1.2 W/kg; however, when power reduction applies to hotspot mode the measured SAR must be scaled to the maximum output power, including tolerance, allowed for phablet modes to compare with the 1.2 W/kg SAR test reduction threshold.

Due to the SAR result, hotspot power levels, and product specific 10g SAR power levels are the same, no frequency bands need to test with 0mm for the Product Specific 10-g SAR are not required.



Unless otherwise agreed in writing, this document is issued by the Company subject to its General Conditions of Service printed overleaf, available on request or accessible at <http://www.sgs.com/en/Terms-and-Conditions.aspx> and, for electronic format documents, subject to Terms and Conditions for Electronic Documents at <http://www.sgs.com/en/Terms-and-Conditions/Terms-e-Documents.aspx>. Attention is drawn to the limitation of liability, indemnification and jurisdiction issues defined therein. Any holder of this document is advised that information contained hereon reflects the Company's findings at the time of its intervention only and within the limits of Client's instructions, if any. The Company's sole responsibility is to its Client and this document does not exonerate parties to a transaction from exercising all their rights and obligations under the transaction documents. This document cannot be reproduced except in full, without prior written approval of the Company. Any unauthorized alteration, forgery or falsification of the content or appearance of this document is unlawful and offenders may be prosecuted to the fullest extent of the law. Unless otherwise stated the results shown in this test report refer only to the sample(s) tested and such sample(s) are retained for 30 days only.

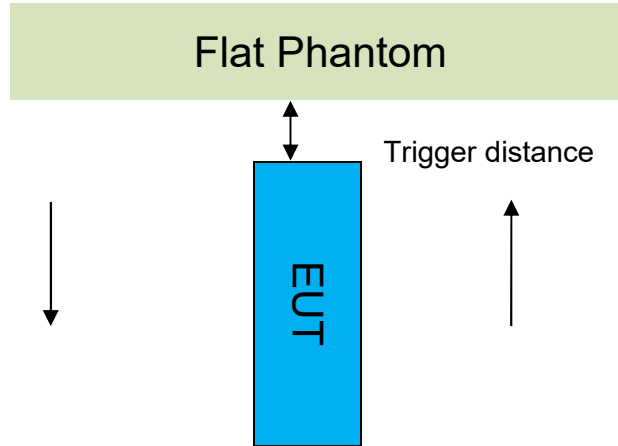
Attention: To check the authenticity of testing /inspection report & certificate, please contact us at telephone: (86-755) 8307 1443, or email: CN.Doccheck@sgs.com

South of No. 6 Plant, No. 1, Rurong Road, Suzhou Industrial Park, Suzhou Area, China (Jiangsu) Pilot Free Trade Zone 215000 t (86-512) 62992980 www.sgs.com.cn
 中国·苏州·中国 (江苏) 自由贸易试验区苏州片区苏州工业园区润雅路1号的6号厂房南楼 邮编: 215000 t (86-512) 62992980 sgs.china@sgs.com

5.4 Proximity Sensor Triggering Test

Proximity sensor triggering distances:

The Proximity sensor triggering was applied to WWAN antenna. Proximity sensor triggering distance testing was performed according to the procedures outlined in KDB 616217 D04 section 6.2, and EUT moving further away from the flat phantom and EUT moving toward the flat phantom were both assessed.



| Proximity Sensor Triggering Distance(mm) | | | | |
|--|------------|------------|-------------|----------|
| Antenna | Ant0/3/4/5 | Ant0/3/4/5 | Ant0 | Ant3/4/5 |
| Position | Front | Back | Bottom Side | Top Side |
| Minimum | 13 | 18 | 16 | 20 |
| Required SAR Test | 12 | 17 | 15 | 19 |

Note:

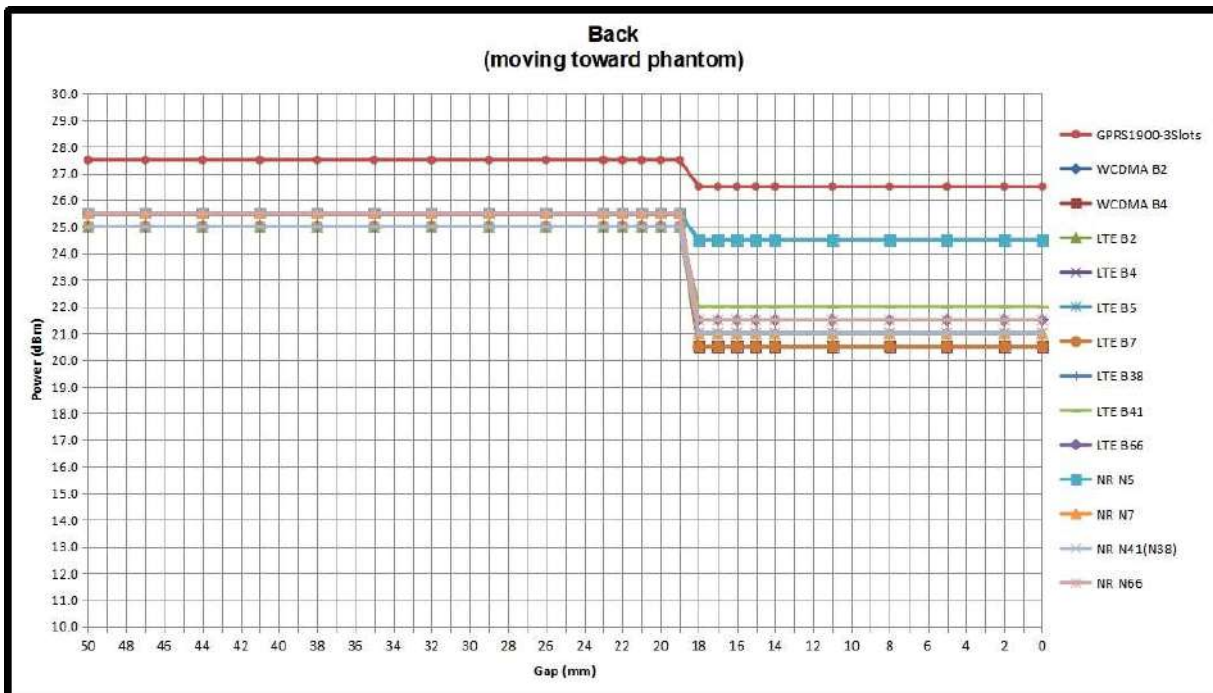
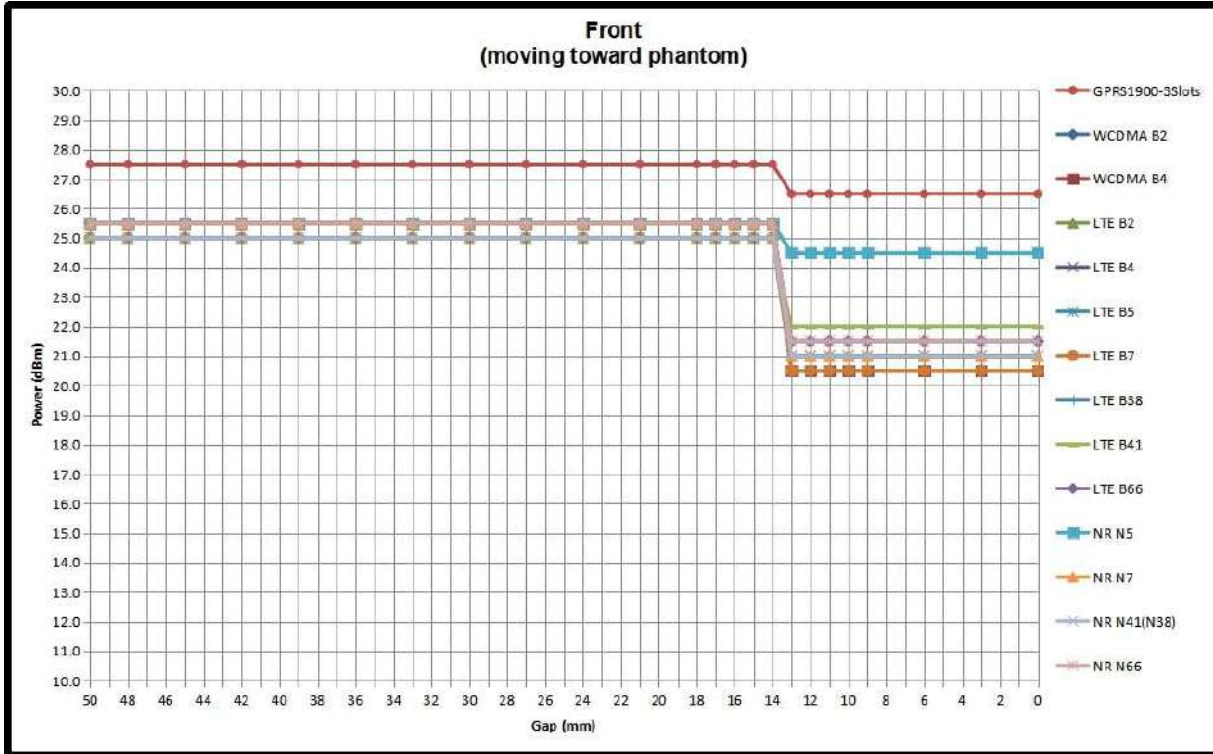
SAR tests with proximity sensor power reduction are only required for the sides of frequency bands in the table above. For the other sides or other frequency bands of the device, SAR is still tested at the maximum power level with sensor off.



Unless otherwise agreed in writing, this document is issued by the Company subject to its General Conditions of Service printed overleaf, available on request or accessible at <http://www.sgs.com/en/Terms-and-Conditions.aspx> and, for electronic format documents, subject to Terms and Conditions for Electronic Documents at <http://www.sgs.com/en/Terms-and-Conditions/Terms-e-Documents.aspx>. Attention is drawn to the limitation of liability, indemnification and jurisdiction issues defined therein. Any holder of this document is advised that information contained hereon reflects the Company's findings at the time of its intervention only and within the limits of Client's instructions, if any. The Company's sole responsibility is to its Client and this document does not exonerate parties to a transaction from exercising all their rights and obligations under the transaction documents. This document cannot be reproduced except in full, without prior written approval of the Company. Any unauthorized alteration, forgery or falsification of the content or appearance of this document is unlawful and offenders may be prosecuted to the fullest extent of the law. Unless otherwise stated the results shown in this test report refer only to the sample(s) tested and such sample(s) are retained for 30 days only.

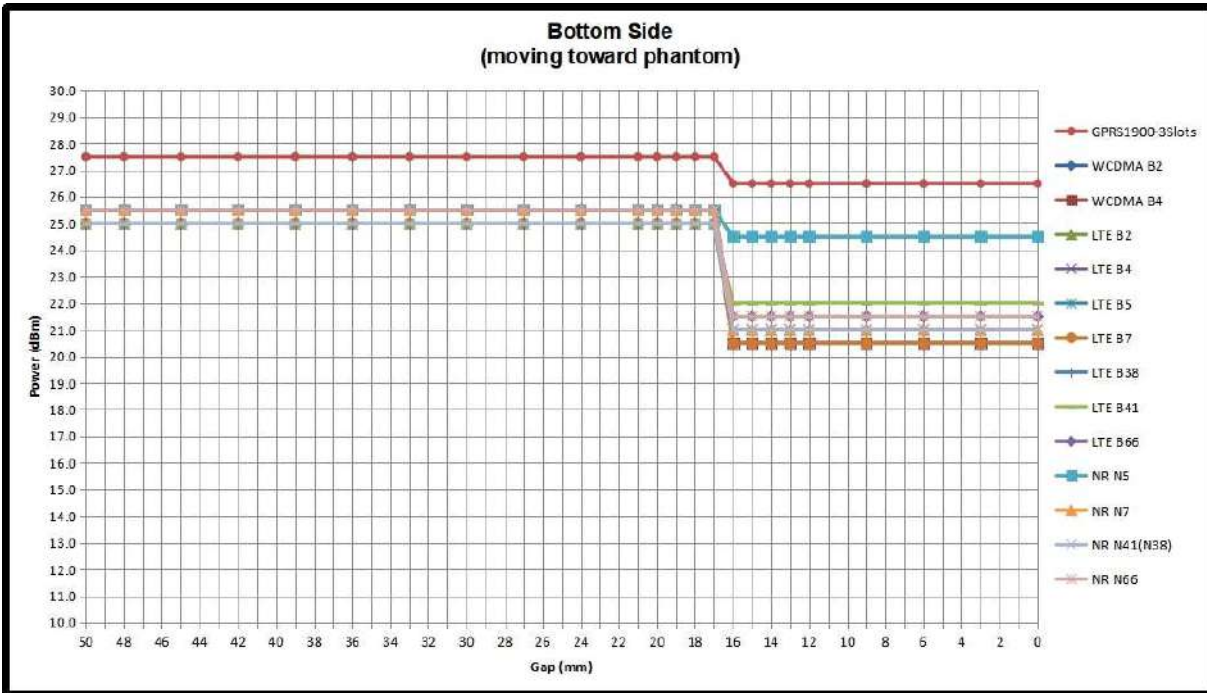
Attention: To check the authenticity of testing /inspection report & certificate, please contact us at telephone: (86-755) 8307 1443, or email: CN.Doccheck@sgs.com
 South of No. 6 Plant, No. 1, Rurong Road, Suzhou Industrial Park, Suzhou Area, China (Jiangsu) Pilot Free Trade Zone 215000 t (86-512) 62992980 www.sgs.com.cn
 中国·苏州·中国 (江苏) 自由贸易试验区苏州片区苏州工业园区润雅路1号的6号厂房南楼 邮编: 215000 t (86-512) 62992980 sgs.china@sgs.com

● Ant 0 DUT Moving Toward(Trigger)the Phantom

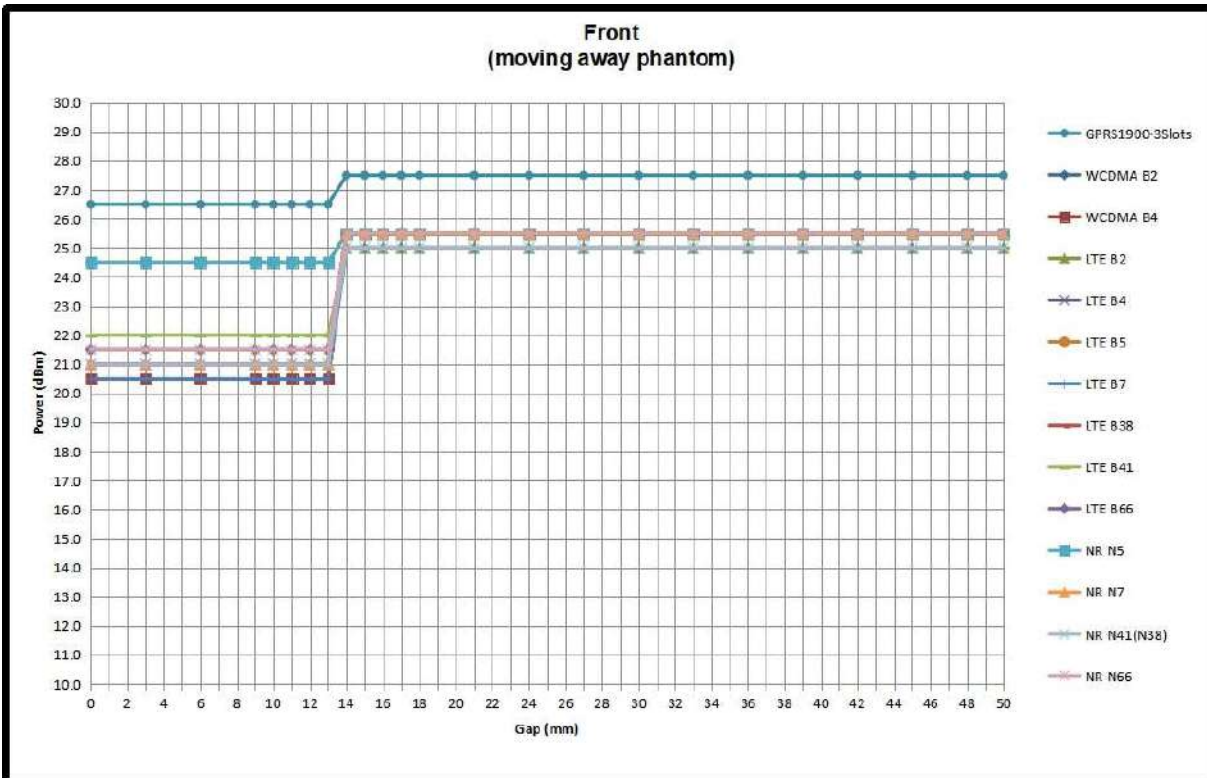


Unless otherwise agreed in writing, this document is issued by the Company subject to its General Conditions of Service printed overleaf, available on request or accessible at <http://www.sgs.com/en/Terms-and-Conditions.aspx> and, for electronic format documents, subject to Terms and Conditions for Electronic Documents at <http://www.sgs.com/en/Terms-and-Conditions/Terms-e-Documents.aspx>. Attention is drawn to the limitation of liability, indemnification and jurisdiction issues defined therein. Any holder of this document is advised that information contained hereon reflects the Company's findings at the time of its intervention only and within the limits of Client's instructions, if any. The Company's sole responsibility is to its Client and this document does not exonerate parties to a transaction from exercising all their rights and obligations under the transaction documents. This document cannot be reproduced except in full, without prior written approval of the Company. Any unauthorized alteration, forgery or falsification of the content or appearance of this document is unlawful and offenders may be prosecuted to the fullest extent of the law. Unless otherwise stated the results shown in this test report refer only to the sample(s) tested and such sample(s) are retained for 30 days only.

Attention: To check the authenticity of testing/inspection report & certificate, please contact us at telephone: (86-755) 8307 1443, or email: CN.Doccheck@sgs.com
 South of No. 6 Plant, No. 1, Rurong Road, Suzhou Industrial Park, Suzhou Area, China (Jiangsu) Pilot Free Trade Zone 215000 t (86-512) 62992980 www.sgs.com.cn
 中国·苏州·中国(江苏)自由贸易试验区苏州片区苏州工业园区润融路1号的6号厂房南楼 邮编: 215000 t (86-512) 62992980 sgs.china@sgs.com



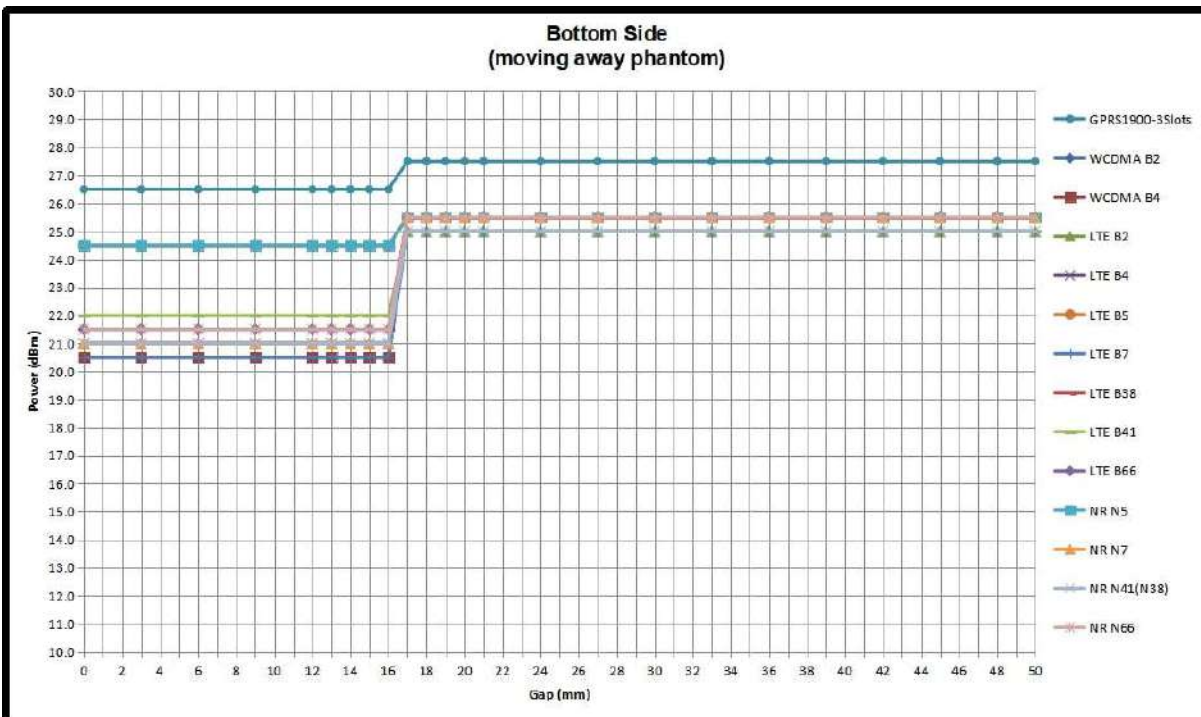
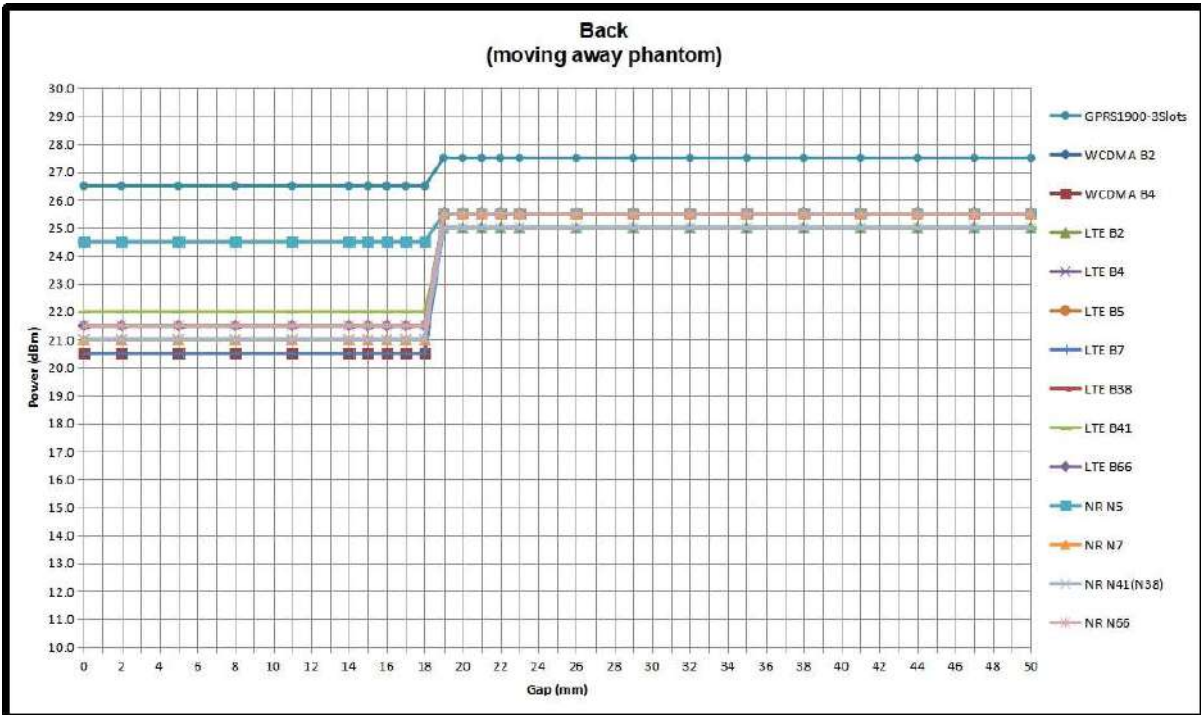
● Ant 0 DUT Moving Away(Release) from the Phantom



Unless otherwise agreed in writing, this document is issued by the Company subject to its General Conditions of Service printed overleaf, available on request or accessible at <http://www.sgs.com/en/Terms-and-Conditions.aspx> and, for electronic format documents, subject to Terms and Conditions for Electronic Documents at <http://www.sgs.com/en/Terms-and-Conditions/Terms-e-Documents.aspx>. Attention is drawn to the limitation of liability, indemnification and jurisdiction issues defined therein. Any holder of this document is advised that information contained hereon reflects the Company's findings at the time of its intervention only and within the limits of Client's instructions, if any. The Company's sole responsibility is to its Client and this document does not exonerate parties to a transaction from exercising all their rights and obligations under the transaction documents. This document cannot be reproduced except in full, without prior written approval of the Company. Any unauthorized alteration, forgery or falsification of the content or appearance of this document is unlawful and offenders may be prosecuted to the fullest extent of the law. Unless otherwise stated the results shown in this test report refer only to the sample(s) tested and such sample(s) are retained for 30 days only.

Attention: To check the authenticity of testing /inspection report & certificate, please contact us at telephone: (86-755) 8307 1443, or email: CN.Doccheck@sgs.com

South of No. 6 Plant, No. 1, Rurong Road, Suzhou Industrial Park, Suzhou Area, China (Jiangsu) Pilot Free Trade Zone 215000 t (86-512) 62992980 www.sgs.com.cn
 中国·苏州·中国(江苏)自由贸易试验区苏州片区苏州工业园区润雅路1号的6号厂房南楼 邮编: 215000 t (86-512) 62992980 sgs.china@sgs.com



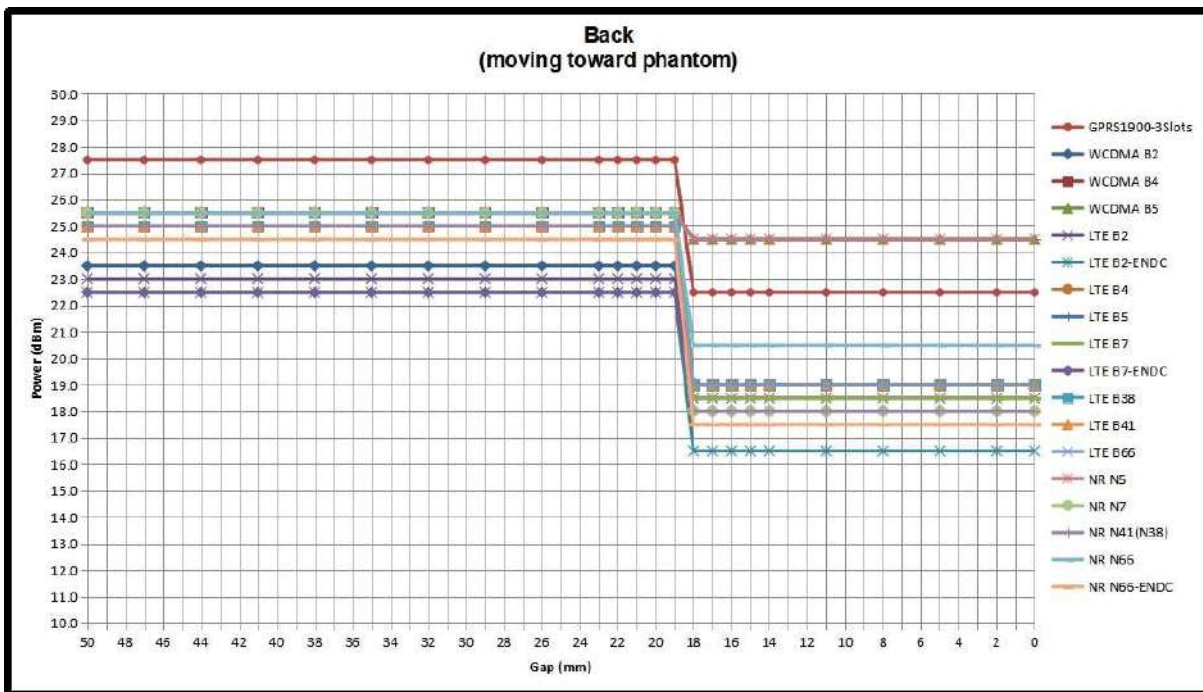
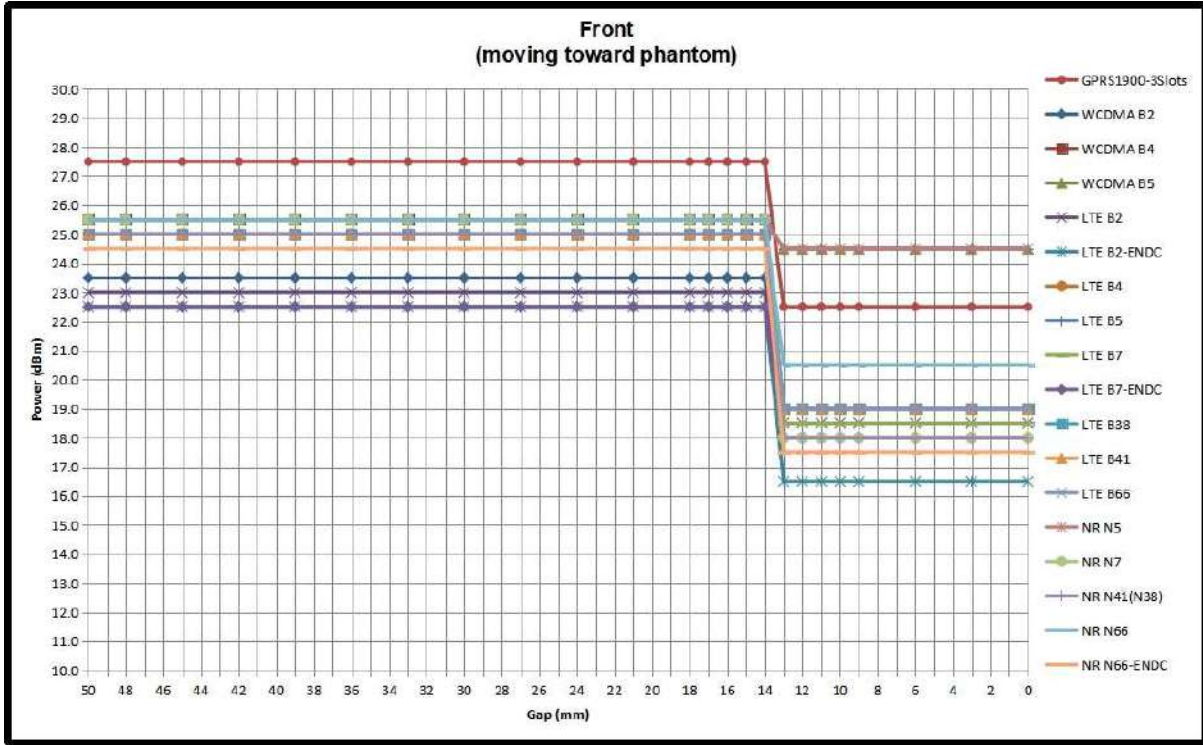
Unless otherwise agreed in writing, this document is issued by the Company subject to its General Conditions of Service printed overleaf, available on request or accessible at <http://www.sgs.com/en/Terms-and-Conditions.aspx> and, for electronic format documents, subject to Terms and Conditions for Electronic Documents at <http://www.sgs.com/en/Terms-and-Conditions/Forms/Document.aspx>. Attention is drawn to the limitation of liability, indemnification and jurisdiction issues defined therein. Any holder of this document is advised that information contained hereon reflects the Company's findings at the time of its intervention only and within the limits of Client's instructions, if any. The Company's sole responsibility is to its Client and this document does not exonerate parties to a transaction from exercising all their rights and obligations under the transaction documents. This document cannot be reproduced except in full, without prior written approval of the Company. Any unauthorized alteration, forgery or falsification of the content or appearance of this document is unlawful and offenders may be prosecuted to the fullest extent of the law. Unless otherwise stated the results shown in this test report refer only to the sample(s) tested and such sample(s) are retained for 30 days only.

Attention: To check the authenticity of testing /inspection report & certificate, please contact us at telephone: (86-755) 8307 1443, or email: CN.Doccheck@sgs.com

South of No. 6 Plant, No. 1, Rurong Road, Suzhou Industrial Park, Suzhou Area, China (Jiangsu) Pilot Free Trade Zone 215000
 中国·苏州·中国(江苏)自由贸易试验区苏州片区苏州工业园区润融路1号的6号厂房南楼 邮编: 215000

t (86-512) 62992980 www.sgs.com.cn
 t (86-512) 62992980 sgs.china@sgs.com

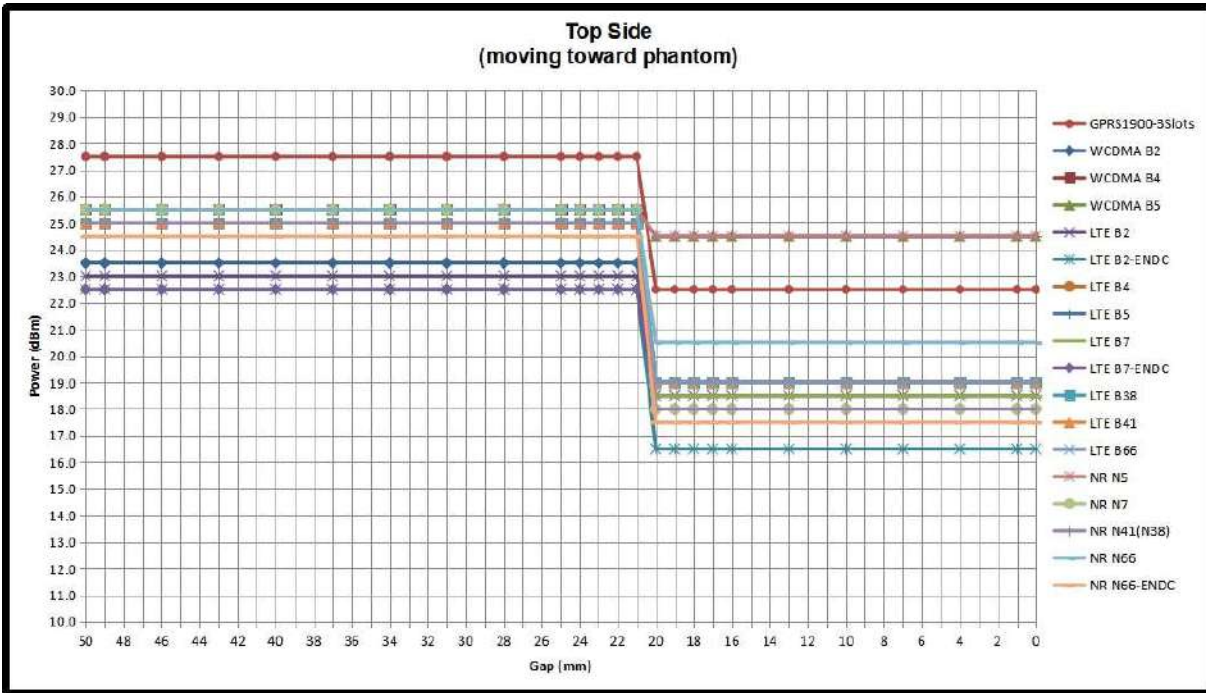
● Ant 4 DUT Moving Toward(Trigger)the Phantom



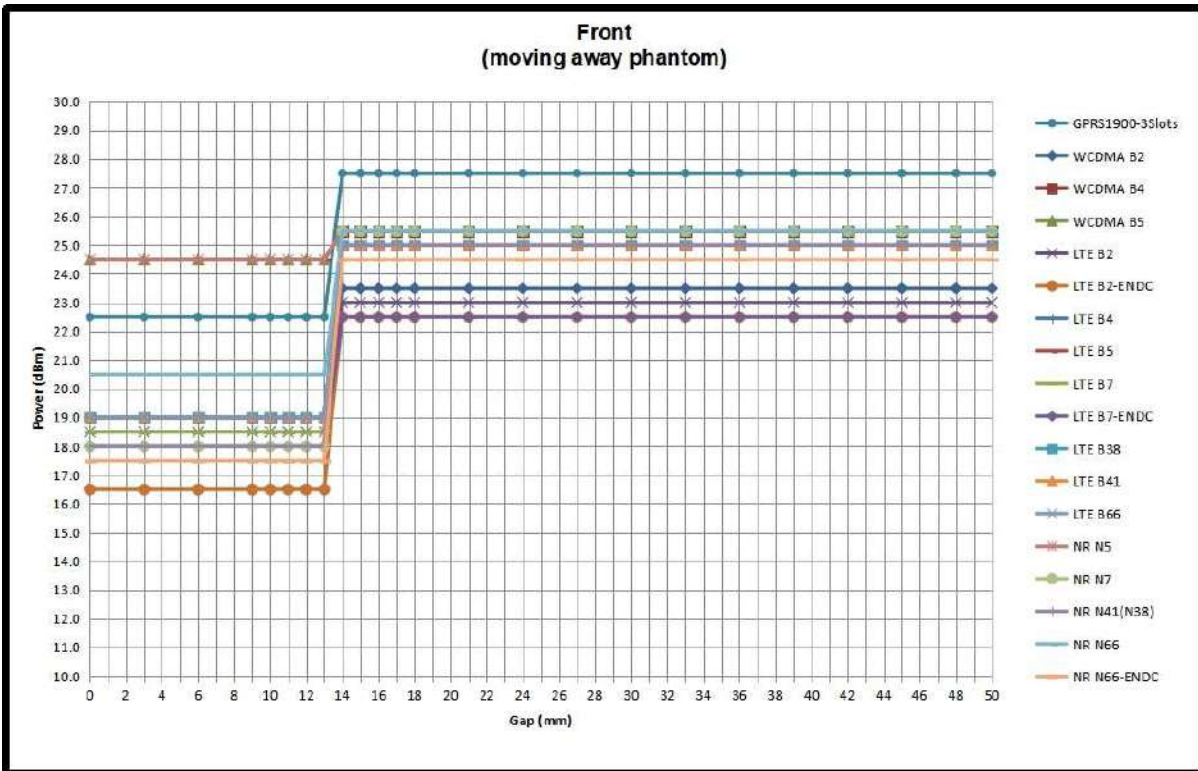
Unless otherwise agreed in writing, this document is issued by the Company subject to its General Conditions of Service printed overleaf, available on request or accessible at <http://www.sgs.com/en/Terms-and-Conditions.aspx> and, for electronic format documents, subject to Terms and Conditions for Electronic Documents at <http://www.sgs.com/en/Terms-and-Conditions/Terms-e-Documents.aspx>. Attention is drawn to the limitation of liability, indemnification and jurisdiction issues defined therein. Any holder of this document is advised that information contained hereon reflects the Company's findings at the time of its intervention only and within the limits of Client's instructions, if any. The Company's sole responsibility is to its Client and this document does not exonerate parties to a transaction from exercising all their rights and obligations under the transaction documents. This document cannot be reproduced except in full, without prior written approval of the Company. Any unauthorized alteration, forgery or falsification of the content or appearance of this document is unlawful and offenders may be prosecuted to the fullest extent of the law. Unless otherwise stated the results shown in this test report refer only to the sample(s) tested and such sample(s) are retained for 30 days only.

Attention: To check the authenticity of testing /inspection report & certificate, please contact us at telephone: (86-755) 8307 1443, or email: CN.Doccheck@sgs.com

South of No. 6 Plant, No. 1, Rurong Road, Suzhou Industrial Park, Suzhou Area, China (Jiangsu) Pilot Free Trade Zone 215000 t (86-512) 62992980 www.sgs.com.cn
 中国·苏州·中国(江苏)自由贸易试验区苏州片区苏州工业园区润融路1号6号厂房南座 邮编: 215000 t (86-512) 62992980 sgs.china@sgs.com



● Ant 4 DUT Moving Away(Release) from the Phantom

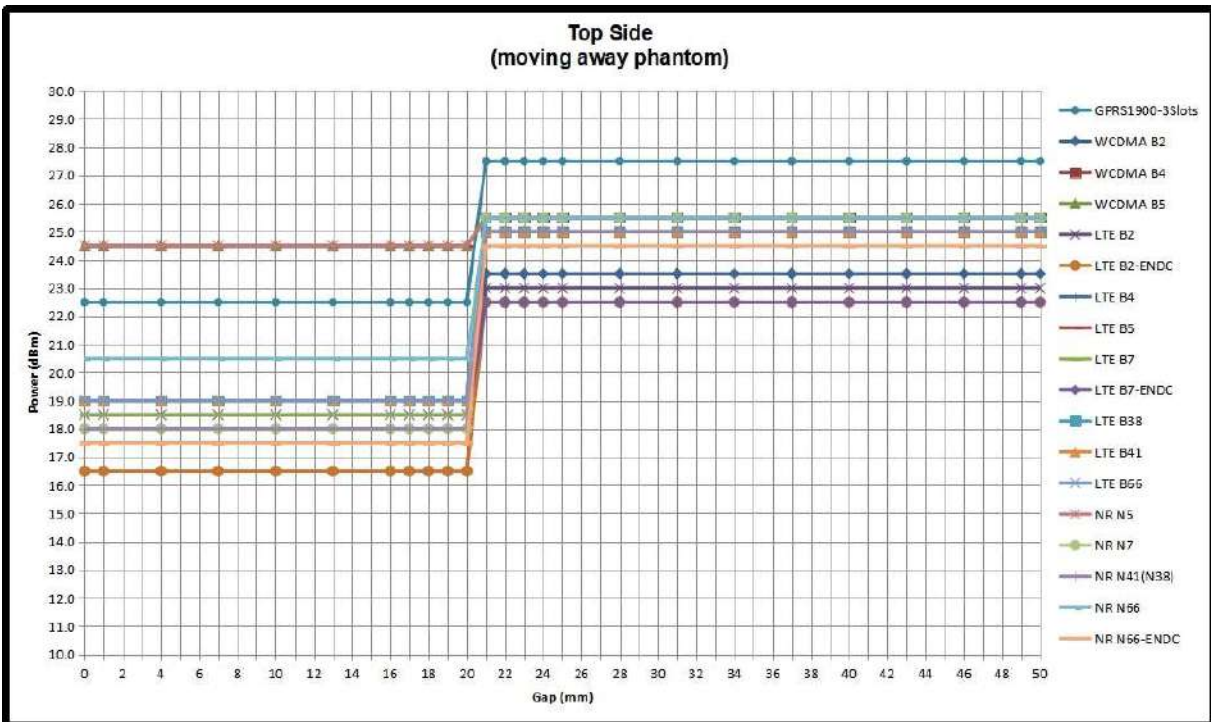
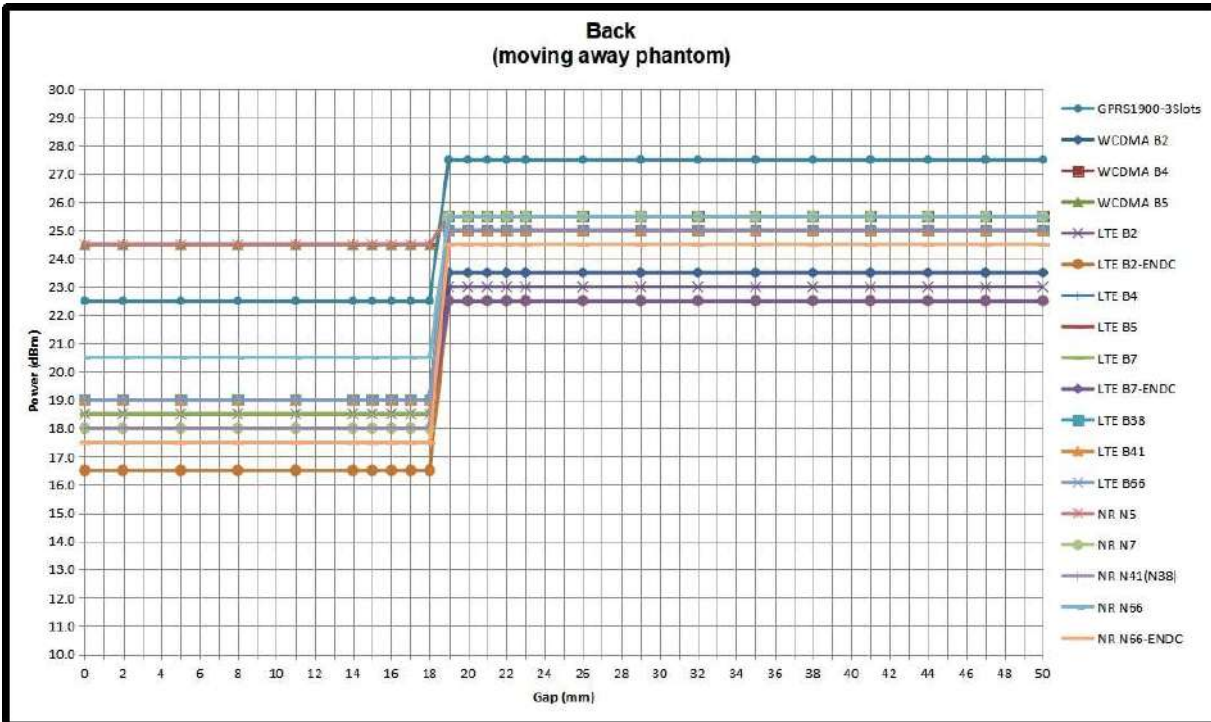


Unless otherwise agreed in writing, this document is issued by the Company subject to its General Conditions of Service printed overleaf, available on request or accessible at <http://www.sgs.com/en/Terms-and-Conditions.aspx> and, for electronic format documents, subject to Terms and Conditions for Electronic Documents at <http://www.sgs.com/en/Terms-and-Conditions/Terms-e-Documents.aspx>. Attention is drawn to the limitation of liability, indemnification and jurisdiction issues defined therein. Any holder of this document is advised that information contained hereon reflects the Company's findings at the time of its intervention only and within the limits of Client's instructions, if any. The Company's sole responsibility is to its Client and this document does not exonerate parties to a transaction from exercising all their rights and obligations under the transaction documents. This document cannot be reproduced except in full, without prior written approval of the Company. Any unauthorized alteration, forgery or falsification of the content or appearance of this document is unlawful and offenders may be prosecuted to the fullest extent of the law. Unless otherwise stated the results shown in this test report refer only to the sample(s) tested and such sample(s) are retained for 30 days only.

Attention: To check the authenticity of testing/inspection report & certificate, please contact us at telephone: (86-755) 8307 1443, or email: CN.Doccheck@sgs.com

South of No. 6 Plant, No. 1, Rurong Road, Suzhou Industrial Park, Suzhou Area, China (Jiangsu) Pilot Free Trade Zone 215000
 中国·苏州·中国(江苏)自由贸易试验区苏州片区苏州工业园区润雅路1号的6号厂房南楼 邮编: 215000

t (86-512) 62992980 www.sgs.com.cn
 t (86-512) 62992980 sgs.china@sgs.com

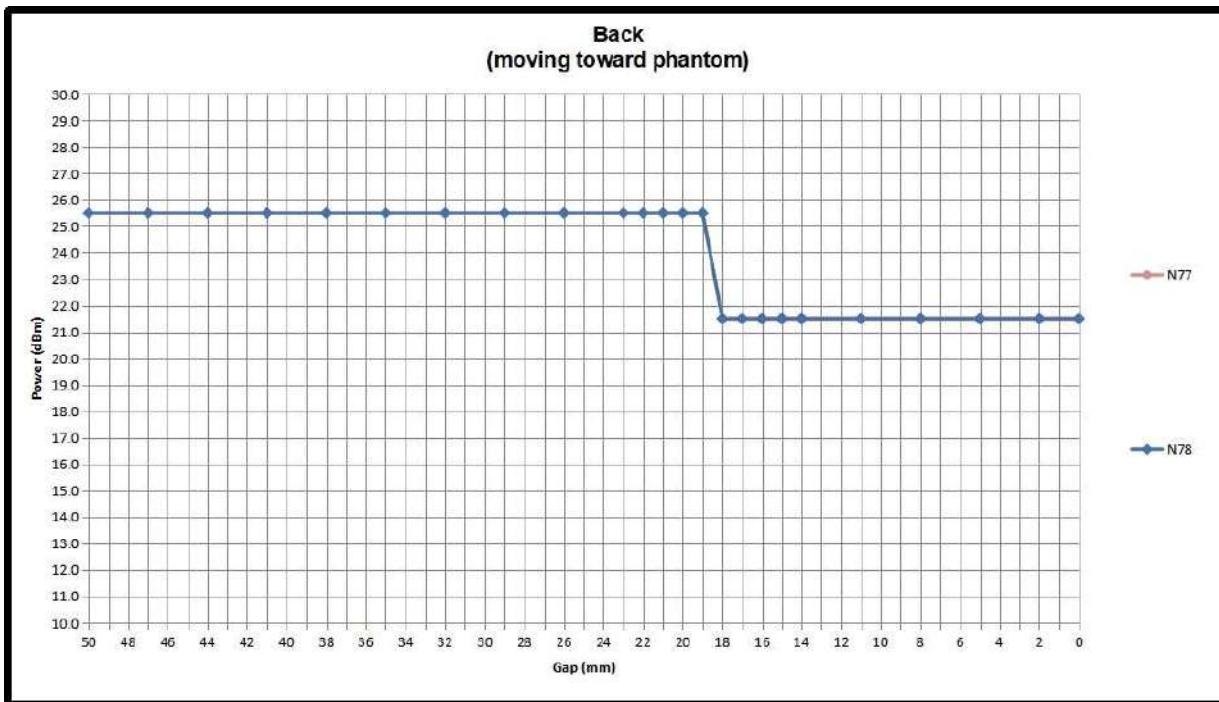
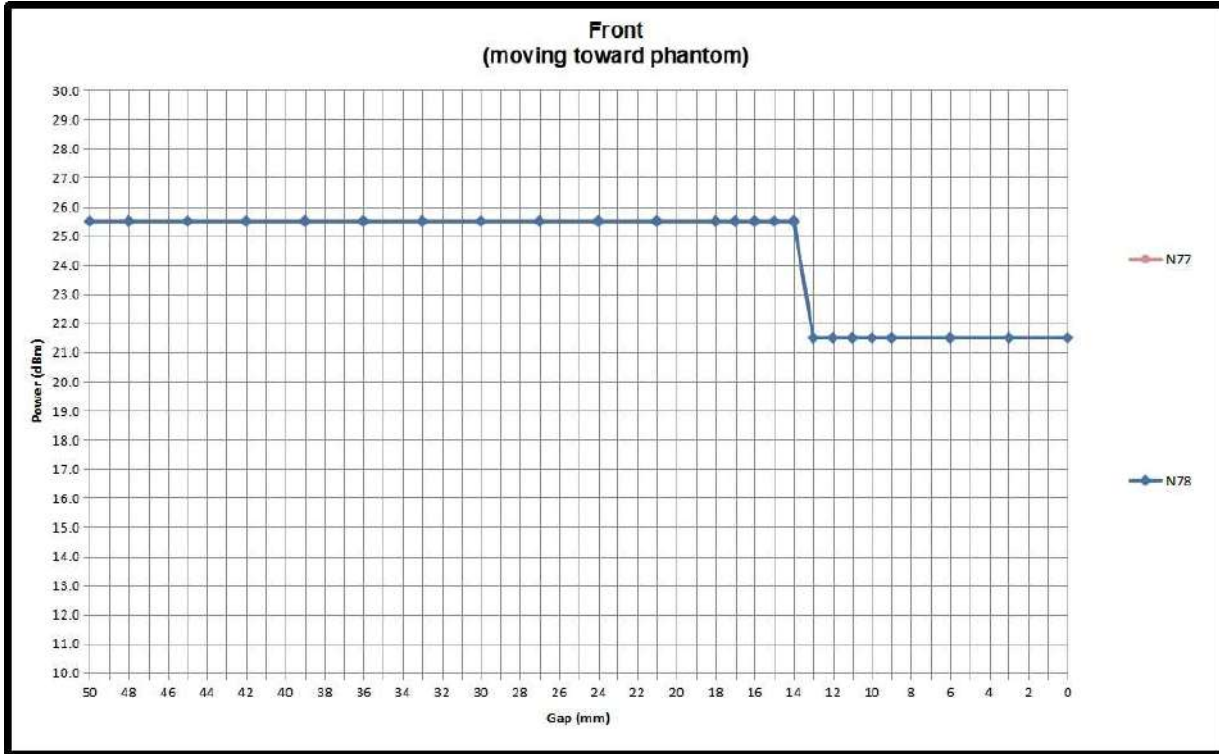


Unless otherwise agreed in writing, this document is issued by the Company subject to its General Conditions of Service printed overleaf, available on request or accessible at <http://www.sgs.com/en/Terms-and-Conditions.aspx> and, for electronic format documents, subject to Terms and Conditions for Electronic Documents at <http://www.sgs.com/en/Terms-and-Conditions/Terms-e-Documents.aspx>. Attention is drawn to the limitation of liability, indemnification and jurisdiction issues defined therein. Any holder of this document is advised that information contained hereon reflects the Company's findings at the time of its intervention only and within the limits of Client's instructions, if any. The Company's sole responsibility is to its Client and this document does not exonerate parties to a transaction from exercising all their rights and obligations under the transaction documents. This document cannot be reproduced except in full, without prior written approval of the Company. Any unauthorized alteration, forgery or falsification of the content or appearance of this document is unlawful and offenders may be prosecuted to the fullest extent of the law. Unless otherwise stated the results shown in this test report refer only to the sample(s) tested and such sample(s) are retained for 30 days only.

Attention: To check the authenticity of testing /inspection report & certificate, please contact us at telephone: (86-755) 8307 1443, or email: CN.Doccheck@sgs.com

South of No. 6 Plant, No. 1, Rurasheng Road, Suzhou Industrial Park, Suzhou Area, China (Jiangsu) Pilot Free Trade Zone 215000 t (86-512) 62992980 www.sgs.com.cn
 中国·苏州·中国 (江苏) 自由贸易试验区苏州片区苏州工业园区润胜路1号厂房南座 邮编: 215000 t (86-512) 62992980 sgs.china@sgs.com

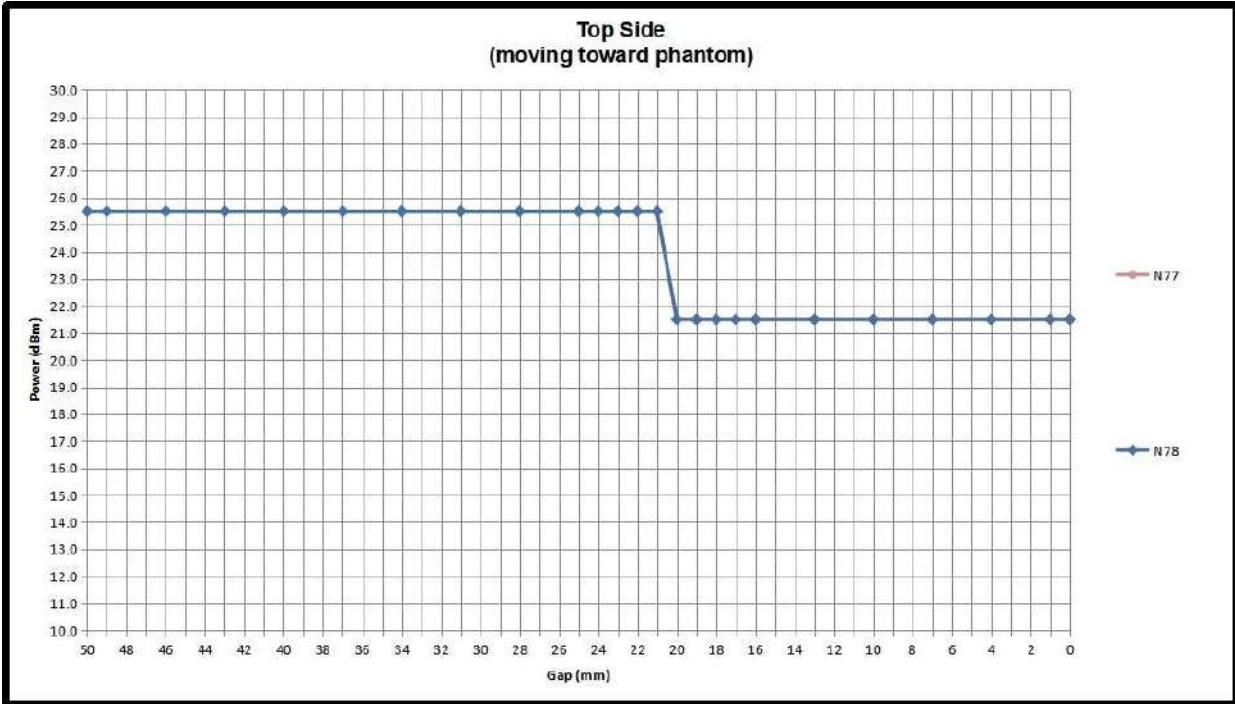
● Ant 3 DUT Moving Toward(Trigger)the Phantom



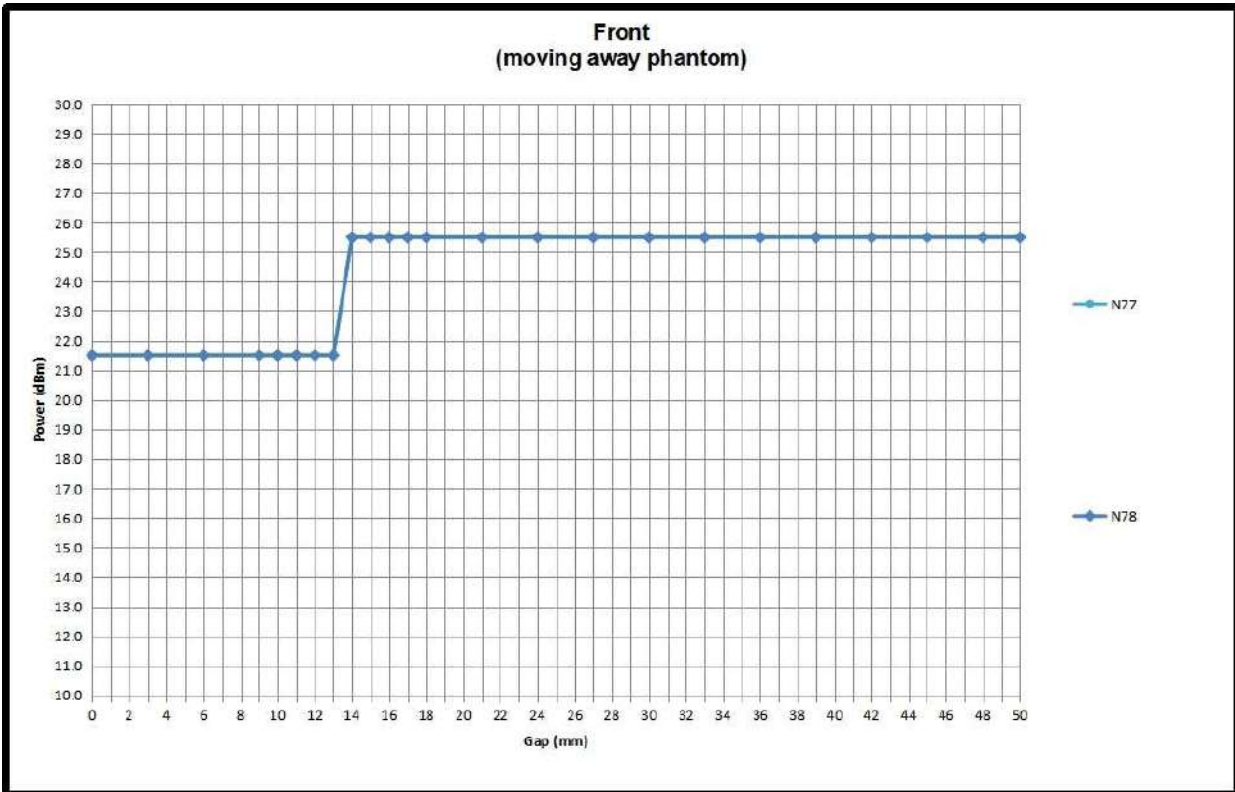
Unless otherwise agreed in writing, this document is issued by the Company subject to its General Conditions of Service printed overleaf, available on request or accessible at <http://www.sgs.com/en/Terms-and-Conditions.aspx> and, for electronic format documents, subject to Terms and Conditions for Electronic Documents at <http://www.sgs.com/en/Terms-and-Conditions/Terms-e-Documents.aspx>. Attention is drawn to the limitation of liability, indemnification and jurisdiction issues defined therein. Any holder of this document is advised that information contained hereon reflects the Company's findings at the time of its intervention only and within the limits of Client's instructions, if any. The Company's sole responsibility is to its Client and this document does not exonerate parties to a transaction from exercising all their rights and obligations under the transaction documents. This document cannot be reproduced except in full, without prior written approval of the Company. Any unauthorized alteration, forgery or falsification of the content or appearance of this document is unlawful and offenders may be prosecuted to the fullest extent of the law. Unless otherwise stated the results shown in this test report refer only to the sample(s) tested and such sample(s) are retained for 30 days only.

Attention: To check the authenticity of testing /inspection report & certificate, please contact us at telephone: (86-755) 8307 1443, or email: CN.Doccheck@sgs.com

South of No. 6 Plant, No. 1, Rurong Road, Suzhou Industrial Park, Suzhou Area, China (Jiangsu) Pilot Free Trade Zone 215000 t (86-512) 62992980 www.sgs.com.cn
 中国·苏州·中国 (江苏) 自由贸易试验区苏州片区苏州工业园区润隆路1号的6号厂房南楼 邮编: 215000 t (86-512) 62992980 sgs.china@sgs.com



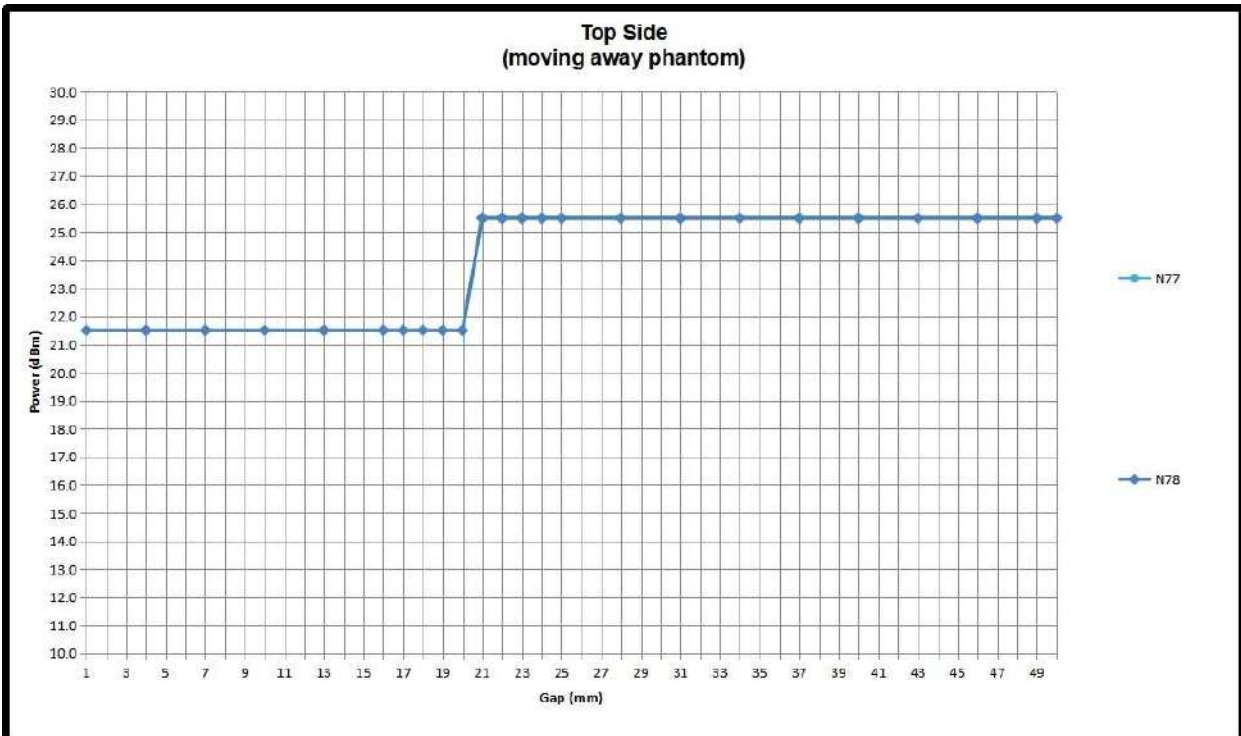
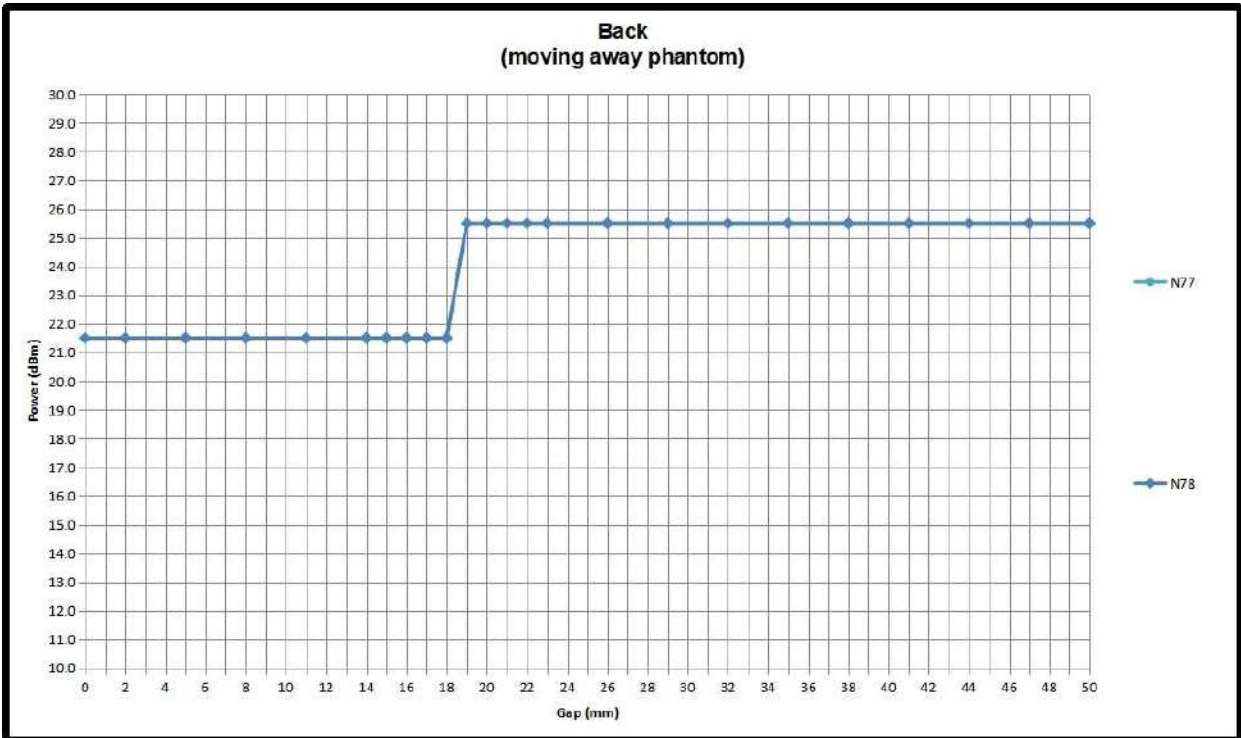
● Ant 3 DUT Moving Away(Release) from the Phantom



Unless otherwise agreed in writing, this document is issued by the Company subject to its General Conditions of Service printed overleaf, available on request or accessible at <http://www.sgs.com/en/Terms-and-Conditions.aspx> and, for electronic format documents, subject to Terms and Conditions for Electronic Documents at <http://www.sgs.com/en/Terms-and-Conditions/Terms-e-Documents.aspx>. Attention is drawn to the limitation of liability, indemnification and jurisdiction issues defined therein. Any holder of this document is advised that information contained hereon reflects the Company's findings at the time of its intervention only and within the limits of Client's instructions, if any. The Company's sole responsibility is to its Client and this document does not exonerate parties to a transaction from exercising all their rights and obligations under the transaction documents. This document cannot be reproduced except in full, without prior written approval of the Company. Any unauthorized alteration, forgery or falsification of the content or appearance of this document is unlawful and offenders may be prosecuted to the fullest extent of the law. Unless otherwise stated the results shown in this test report refer only to the sample(s) tested and such sample(s) are retained for 30 days only.

Attention: To check the authenticity of testing /inspection report & certificate, please contact us at telephone: (86-755) 8307 1443, or email: CN.Doccheck@sgs.com

South of No. 6 Plant, No. 1, Rurong Road, Suzhou Industrial Park, Suzhou Area, China (Jiangsu) Pilot Free Trade Zone 215000 t (86-512) 62992980 www.sgs.com.cn
 中国·苏州·中国(江苏)自由贸易试验区苏州片区苏州工业园区润雅路1号的6号厂房南座 邮编: 215000 t (86-512) 62992980 sgs.china@sgs.com

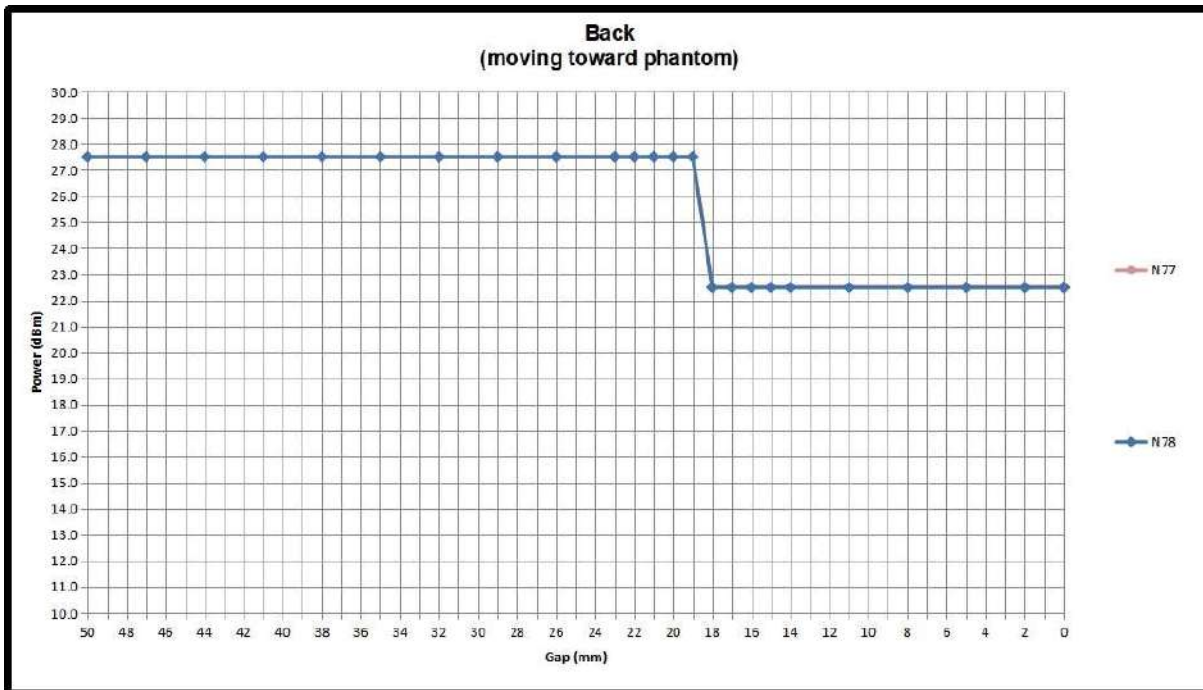
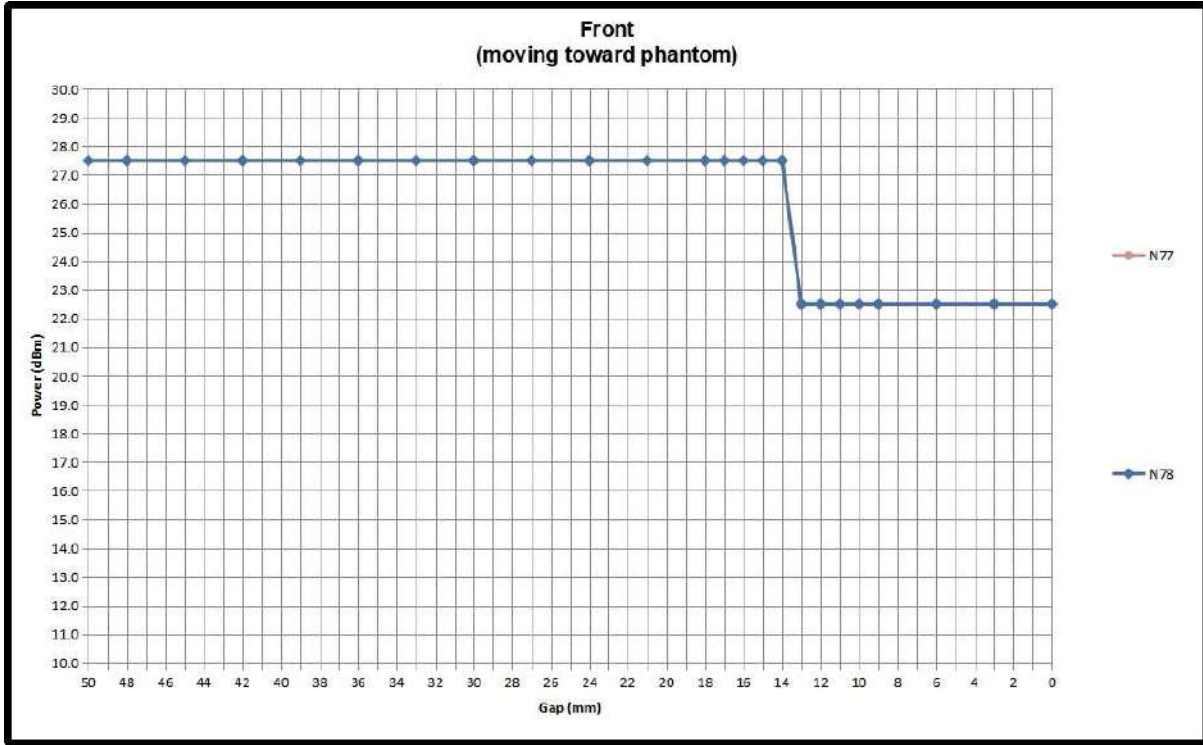


Unless otherwise agreed in writing, this document is issued by the Company subject to its General Conditions of Service printed overleaf, available on request or accessible at <http://www.sgs.com/en/Terms-and-Conditions.aspx> and, for electronic format documents, subject to Terms and Conditions for Electronic Documents at <http://www.sgs.com/en/Terms-and-Conditions/Terms-e-Documents.aspx>. Attention is drawn to the limitation of liability, indemnification and jurisdiction issues defined therein. Any holder of this document is advised that information contained hereon reflects the Company's findings at the time of its intervention only and within the limits of Client's instructions, if any. The Company's sole responsibility is to its Client and this document does not exonerate parties to a transaction from exercising all their rights and obligations under the transaction documents. This document cannot be reproduced except in full, without prior written approval of the Company. Any unauthorized alteration, forgery or falsification of the content or appearance of this document is unlawful and offenders may be prosecuted to the fullest extent of the law. Unless otherwise stated the results shown in this test report refer only to the sample(s) tested and such sample(s) are retained for 30 days only.

Attention: To check the authenticity of testing/inspection report & certificate, please contact us at telephone: (86-755) 8307 1443, or email: CN.Doccheck@sgs.com

South of No. 6 Plant, No. 1, Rurong Road, Suzhou Industrial Park, Suzhou Area, China (Jiangsu) Pilot Free Trade Zone 215000 t (86-512) 62992980 www.sgs.com.cn
 中国·苏州·中国(江苏)自由贸易试验区苏州片区苏州工业园区润融路1号的6号厂房南座 邮编: 215000 t (86-512) 62992980 sgs.china@sgs.com

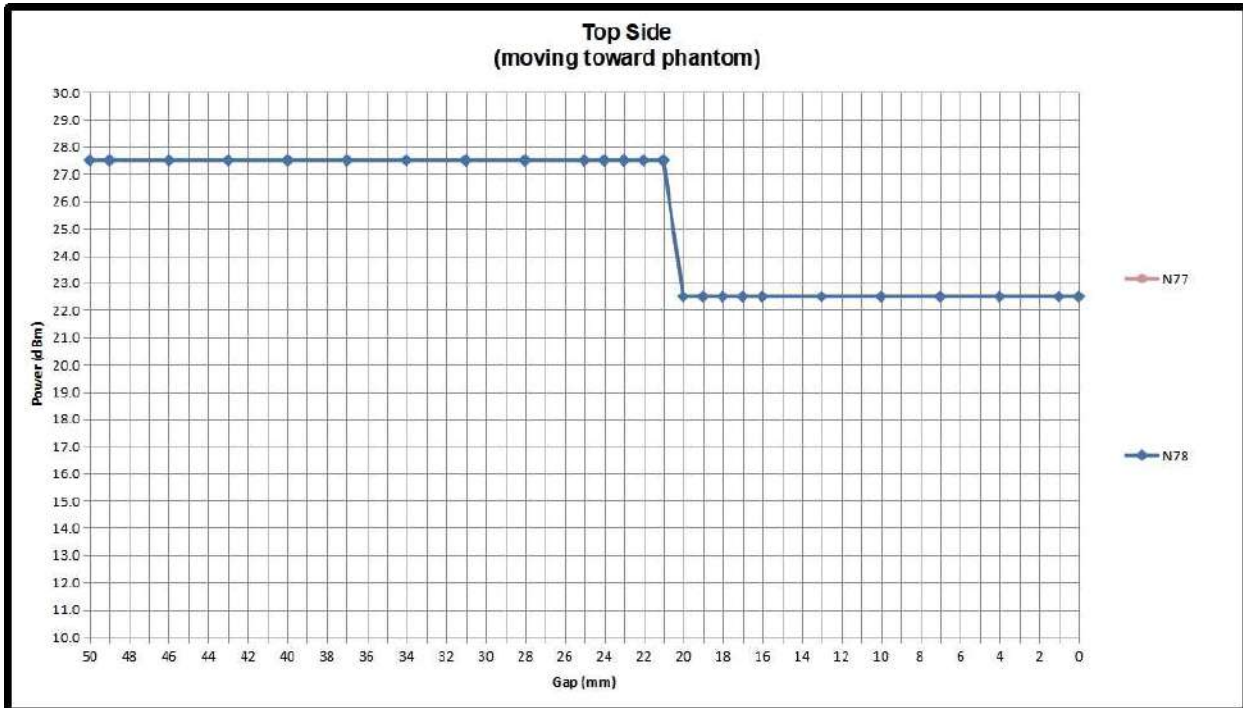
● Ant 5 DUT Moving Toward(Trigger)the Phantom



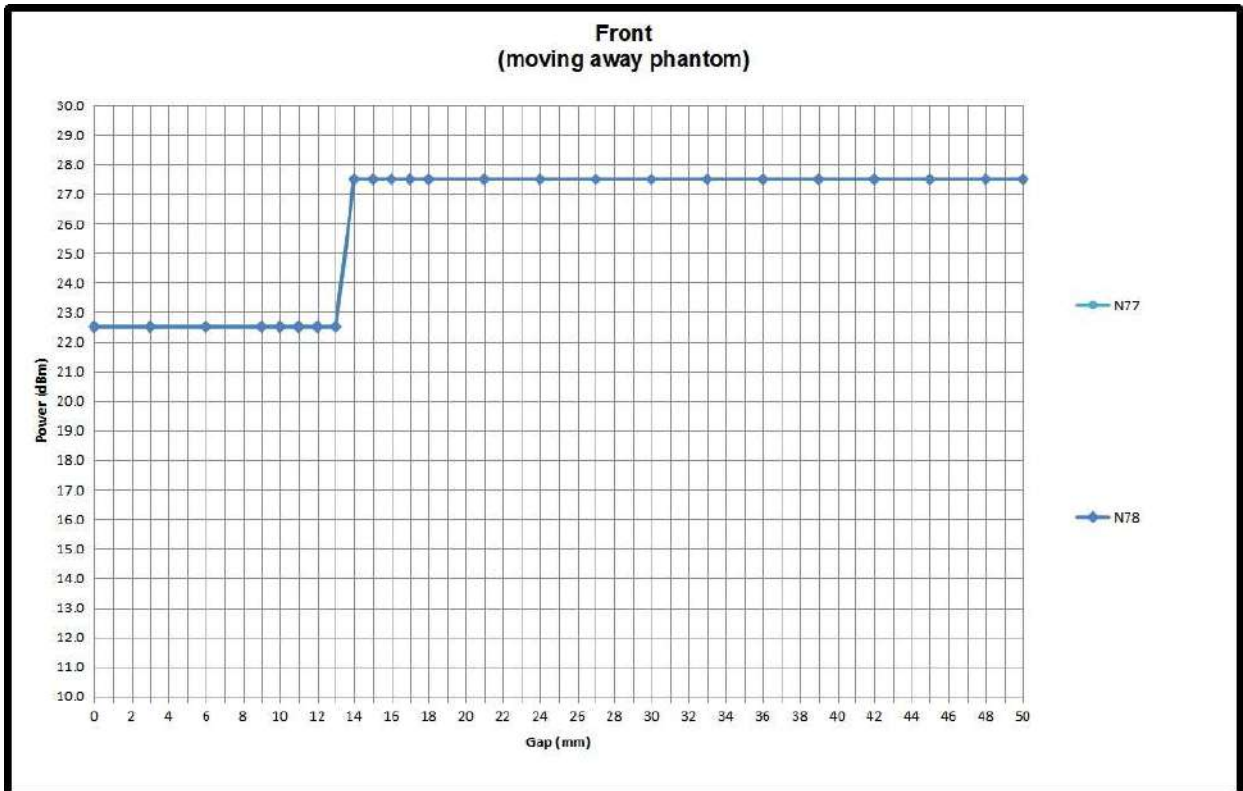
Unless otherwise agreed in writing, this document is issued by the Company subject to its General Conditions of Service printed overleaf, available on request or accessible at <http://www.sgs.com/en/Terms-and-Conditions.aspx> and, for electronic format documents, subject to Terms and Conditions for Electronic Documents at <http://www.sgs.com/en/Terms-and-Conditions/Terms-e-Documents.aspx>. Attention is drawn to the limitation of liability, indemnification and jurisdiction issues defined therein. Any holder of this document is advised that information contained hereon reflects the Company's findings at the time of its intervention only and within the limits of Client's instructions, if any. The Company's sole responsibility is to its Client and this document does not exonerate parties to a transaction from exercising all their rights and obligations under the transaction documents. This document cannot be reproduced except in full, without prior written approval of the Company. Any unauthorized alteration, forgery or falsification of the content or appearance of this document is unlawful and offenders may be prosecuted to the fullest extent of the law. Unless otherwise stated the results shown in this test report refer only to the sample(s) tested and such sample(s) are retained for 30 days.

Attention: To check the authenticity of testing /inspection report & certificate, please contact us at telephone: (86-755) 8307 1443, or email: CN.Doccheck@sgs.com

South of No. 6 Plant, No. 1, Rurong Road, Suzhou Industrial Park, Suzhou Area, China (Jiangsu) Pilot Free Trade Zone 215000 t (86-512) 62992980 www.sgs.com.cn
 中国·苏州·中国(江苏)自由贸易试验区苏州片区苏州工业园区润融路1号的6号厂房南座 邮编: 215000 t (86-512) 62992980 sgs.china@sgs.com



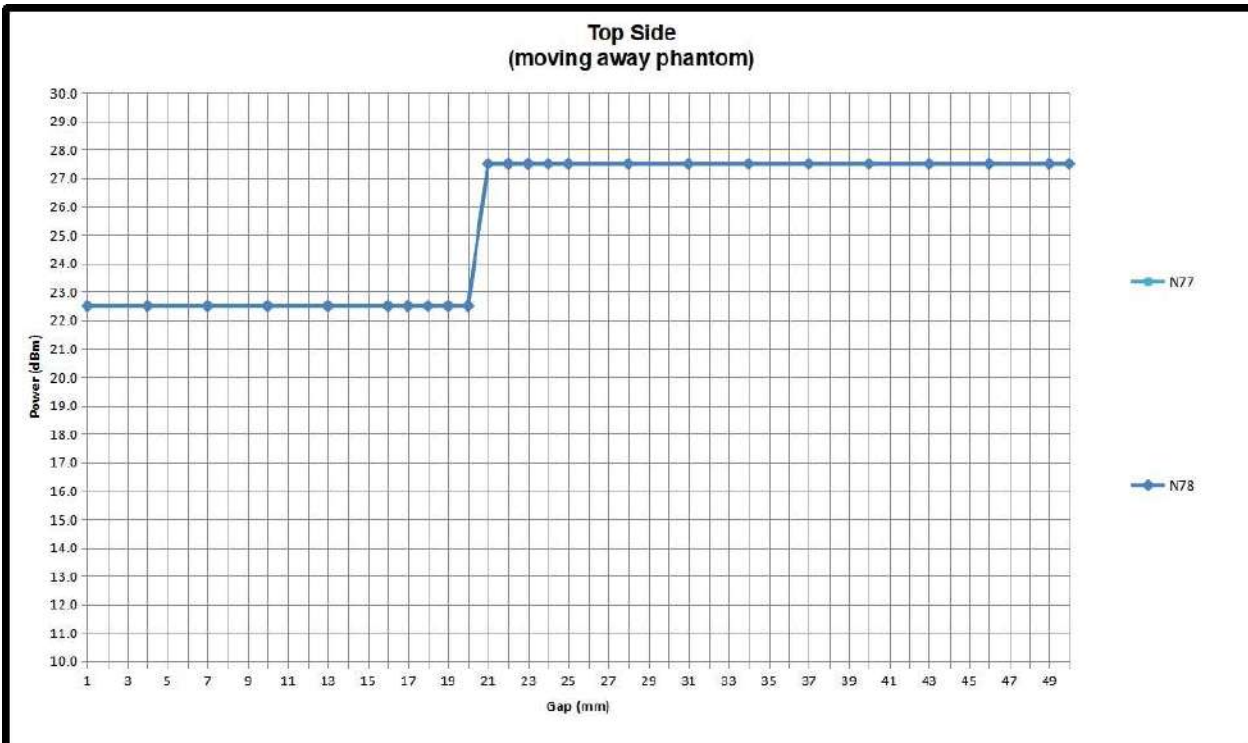
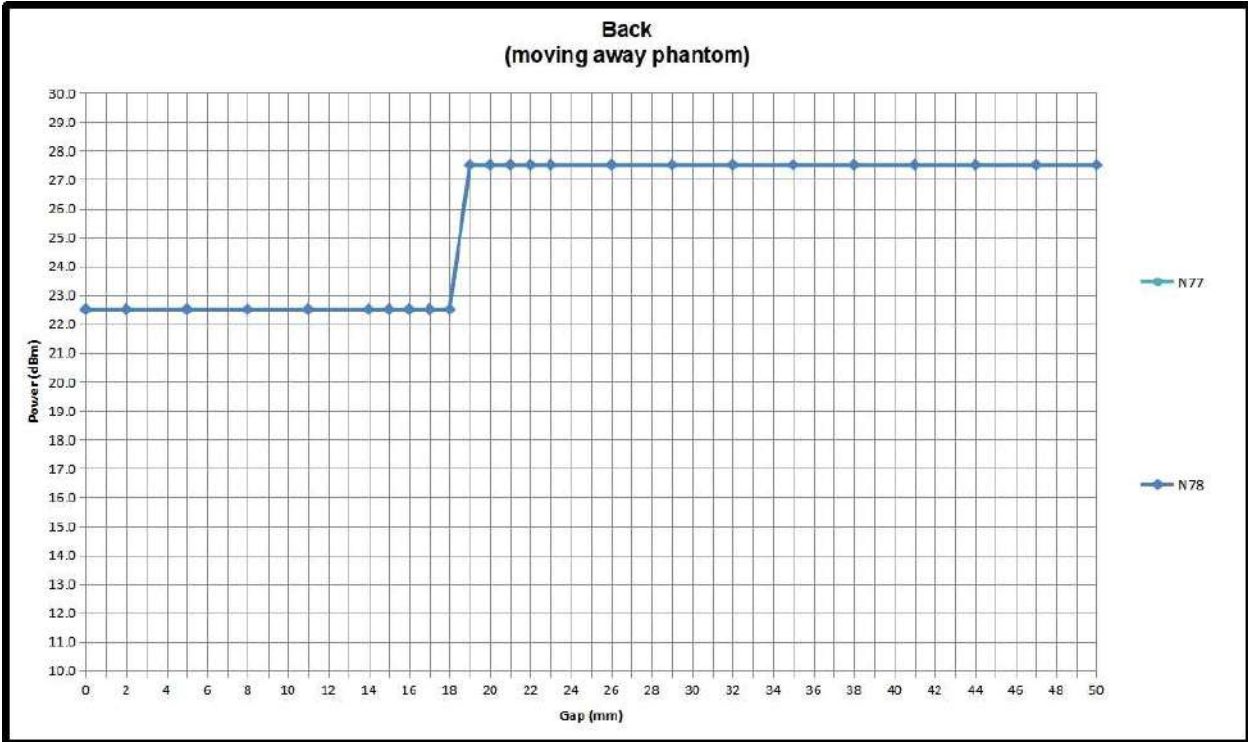
● Ant 5 DUT Moving Away(Release) from the Phantom



Unless otherwise agreed in writing, this document is issued by the Company subject to its General Conditions of Service printed overleaf, available on request or accessible at <http://www.sgs.com/en/Terms-and-Conditions.aspx> and, for electronic format documents, subject to Terms and Conditions for Electronic Documents at <http://www.sgs.com/en/Terms-and-Conditions/Terms-e-Documents.aspx>. Attention is drawn to the limitation of liability, indemnification and jurisdiction issues defined therein. Any holder of this document is advised that information contained hereon reflects the Company's findings at the time of its intervention only and within the limits of Client's instructions, if any. The Company's sole responsibility is to its Client and this document does not exonerate parties to a transaction from exercising all their rights and obligations under the transaction documents. This document cannot be reproduced except in full, without prior written approval of the Company. Any unauthorized alteration, forgery or falsification of the content or appearance of this document is unlawful and offenders may be prosecuted to the fullest extent of the law. Unless otherwise stated the results shown in this test report refer only to the sample(s) tested and such sample(s) are retained for 30 days only.

Attention: To check the authenticity of testing/inspection report & certificate, please contact us at telephone: (86-755) 8307 1443, or email: CN.Doccheck@sgs.com

South of No. 6 Plant, No. 1, Rurong Road, Suzhou Industrial Park, Suzhou Area, China (Jiangsu) Pilot Free Trade Zone 215000 t (86-512) 62992980 www.sgs.com.cn
 中国·苏州·中国(江苏)自由贸易试验区苏州片区苏州工业园区润雅路1号的6号厂房南楼 邮编: 215000 t (86-512) 62992980 sgs.china@sgs.com



Unless otherwise agreed in writing, this document is issued by the Company subject to its General Conditions of Service printed overleaf, available on request or accessible at <http://www.sgs.com/en/Terms-and-Conditions.aspx> and, for electronic format documents, subject to Terms and Conditions for Electronic Documents at <http://www.sgs.com/en/Terms-and-Conditions/Terms-e-Documents.aspx>. Attention is drawn to the limitation of liability, indemnification and jurisdiction issues defined therein. Any holder of this document is advised that information contained hereon reflects the Company's findings at the time of its intervention only and within the limits of Client's instructions, if any. The Company's sole responsibility is to its Client and this document does not exonerate parties to a transaction from exercising all their rights and obligations under the transaction documents. This document cannot be reproduced except in full, without prior written approval of the Company. Any unauthorized alteration, forgery or falsification of the content or appearance of this document is unlawful and offenders may be prosecuted to the fullest extent of the law. Unless otherwise stated the results shown in this test report refer only to the sample(s) tested and such sample(s) are retained for 30 days only.

Attention: To check the authenticity of testing / inspection report & certificate, please contact us at telephone: (86-755) 8307 1443, or email: CN.Doccheck@sgs.com

South of No. 6 Plant, No. 1, Rurong Road, Suzhou Industrial Park, Suzhou Area, China (Jiangsu) Pilot Free Trade Zone 215000 t (86-512) 62992980 www.sgs.com.cn
 中国·苏州·中国 (江苏) 自由贸易试验区苏州片区苏州工业园区润雅路1号的6号厂房南座 邮编: 215000 t (86-512) 62992980 sgs.china@sgs.com

Proximity sensor coverage

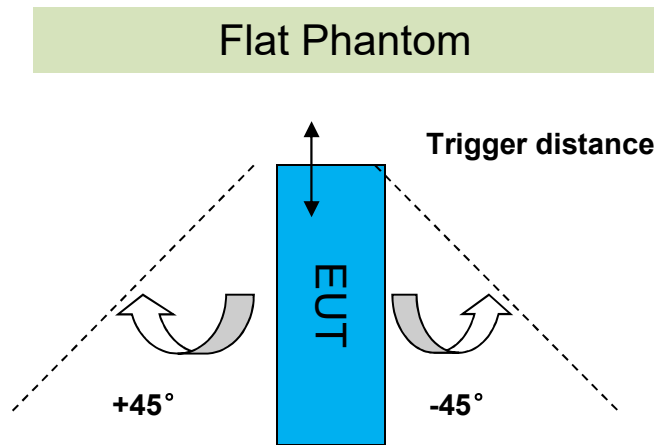
If a sensor is spatially offset from the antenna(s), it is necessary to verify sensor triggering for conditions where the antenna is next to the user but the sensor is laterally further away to ensure sensor coverage is sufficient for reducing the power to maintain compliance. For p-sensor coverage testing, the device is moved and “along the direction of maximum antenna and sensor offset”.

The proximity sensor and main antenna use same metallic electrode, so there is no spatial offset.

Device tilt angle influences to proximity sensor triggering

The influence of device tilt angles to proximity sensor triggering was determined by positioning each tablet edge that contains a transmitting antenna, perpendicular to the flat phantom.

Rotating the tablet around the edge next to the phantom in $\leq 10^\circ$ increments until the tablet is $\pm 45^\circ$ from the vertical position at 0° , and the maximum output power remains in the reduced mode.



| Summary of Tablet Tilt Angle Influence to Proximity Sensor Triggering for Top Side | | | | | | | | | | | | | |
|--|--|--|------------------------|------|------|------|-----|----|----|-----|-----|-----|-----|
| Band (MHz) | Minimum trigger distance Per KDB616217§6.2 | Minimum trigger distance at which power reduction was maintained over $\pm 45^\circ$ | Power Reduction Status | | | | | | | | | | |
| | | | -45° | -35° | -25° | -15° | -5° | 0° | 5° | 15° | 25° | 35° | 45° |
| Ant0 | Bottom side:16mm | Bottom side:16mm | on | on | on | on | on | on | on | on | on | on | on |
| Ant3/4/5 | Top side:20mm | Top side:20mm | on | on | on | on | on | on | on | on | on | on | on |



Unless otherwise agreed in writing, this document is issued by the Company subject to its General Conditions of Service printed overleaf, available on request or accessible at <http://www.sgs.com/en/Terms-and-Conditions.aspx> and, for electronic format documents, subject to Terms and Conditions for Electronic Documents at <http://www.sgs.com/en/Terms-and-Conditions/Terms-e-Documents.aspx>. Attention is drawn to the limitation of liability, indemnification and jurisdiction issues defined therein. Any holder of this document is advised that information contained hereon reflects the Company's findings at the time of its intervention only and within the limits of Client's instructions, if any. The Company's sole responsibility is to its Client and this document does not exonerate parties to a transaction from exercising all their rights and obligations under the transaction documents. This document cannot be reproduced except in full, without prior written approval of the Company. Any unauthorized alteration, forgery or falsification of the content or appearance of this document is unlawful and offenders may be prosecuted to the fullest extent of the law. Unless otherwise stated the results shown in this test report refer only to the sample(s) tested and such sample(s) are retained for 30 days only.

Attention: To check the authenticity of testing /inspection report & certificate, please contact us at telephone: (86-755) 8307 1443, or email: CN.Doccheck@sgs.com
 South of No. 6 Plant, No. 1, Rurong Road, Suzhou Industrial Park, Suzhou Area, China (Jiangsu) Pilot Free Trade Zone 215000 t (86-512) 62992980 www.sgs.com.cn
 中国·苏州·中国 (江苏) 自由贸易试验区苏州片区苏州工业园区润融路1号的6号厂房南座 邮编: 215000 t (86-512) 62992980 sgs.china@sgs.com

6 SAR System Verification Procedure

6.1 Tissue Simulate Liquid

6.1.1 Recipes for Tissue Simulate Liquid

The following tables give the recipes for tissue simulating liquids to be used in different frequency bands:

| Ingredients (% by weight) | Frequency (MHz) | | | | |
|---|-----------------|---------|---|-----------|-----------|
| | 450 | 700-900 | 1750-2000 | 2300-2500 | 2500-2700 |
| Water | 38.56 | 40.30 | 55.24 | 55.00 | 54.92 |
| Salt (NaCl) | 3.95 | 1.38 | 0.31 | 0.2 | 0.23 |
| Sucrose | 56.32 | 57.90 | 0 | 0 | 0 |
| HEC | 0.98 | 0.24 | 0 | 0 | 0 |
| Bactericide | 0.19 | 0.18 | 0 | 0 | 0 |
| Tween | 0 | 0 | 44.45 | 44.80 | 44.85 |
| Salt: 99+% Pure Sodium Chloride Water: De-ionized, 16 MΩ ⁺ resistivity Tween: Polyoxyethylene (20) sorbitan monolaurate | | | Sucrose: 98+% Pure Sucrose HEC: Hydroxyethyl Cellulose | | |
| HSL13MHz is composed of the following ingredients: Water: 50-90% Non-ionic detergents: 5-50% NaCl: 0-2% Preservative: 0.03-0.1% | | | | | |
| HSL5GHz is composed of the following ingredients: Water: 50-65% Mineral oil: 10-30% Emulsifiers: 8-25% Sodium salt: 0-1.5% | | | | | |

Table 3: Recipe of Tissue Simulate Liquid



Unless otherwise agreed in writing, this document is issued by the Company subject to its General Conditions of Service printed overleaf, available on request or accessible at <http://www.sgs.com/en/Terms-and-Conditions.aspx> and, for electronic format documents, subject to Terms and Conditions for Electronic Documents at <http://www.sgs.com/en/Terms-and-Conditions/Terms-e-Documents.aspx>. Attention is drawn to the limitation of liability, indemnification and jurisdiction issues defined therein. Any holder of this document is advised that information contained hereon reflects the Company's findings at the time of its intervention only and within the limits of Client's instructions, if any. The Company's sole responsibility is to its Client and this document does not exonerate parties to a transaction from exercising all their rights and obligations under the transaction documents. This document cannot be reproduced except in full, without prior written approval of the Company. Any unauthorized alteration, forgery or falsification of the content or appearance of this document is unlawful and offenders may be prosecuted to the fullest extent of the law. Unless otherwise stated the results shown in this test report refer only to the sample(s) tested and such sample(s) are retained for 30 days only.

Attention: To check the authenticity of testing /inspection report & certificate, please contact us at telephone: (86-755) 8307 1443, or email: CN.Doccheck@sgs.com

South of No. 6 Plant, No. 1, Rurong Road, Suzhou Industrial Park, Suzhou Area, China (Jiangsu) Pilot Free Trade Zone 215000
 中国·苏州·中国(江苏)自由贸易试验区苏州片区苏州工业园区润雅路1号的6号厂房南楼 邮编: 215000

t (86-512) 62992980 www.sgs.com.cn
 t (86-512) 62992980 sgs.china@sgs.com

6.1.2 Measurement for Tissue Simulate Liquid

The Conductivity (σ) and Permittivity (ρ) are listed in bellow table. For the SAR measurement given in this report. The temperature variation of the Tissue Simulate Liquids was $22\pm 2^{\circ}\text{C}$.

| Tissue Type | Measured Frequency (MHz) | Target Tissue ($\pm 5\%$) | | Measured Tissue | | Liquid Temp. ($^{\circ}\text{C}$) | Test Date |
|-------------|--------------------------|-----------------------------|----------------------|-----------------|----------------------|-------------------------------------|-----------|
| | | ϵ_r | $\sigma(\text{S/m})$ | ϵ_r | $\sigma(\text{S/m})$ | | |
| 13 Head | 13 | 55 | 0.75 | 53.700 | 0.757 | 22.6 | 2023/6/8 |
| 750 Head | 750 | 41.9 | 0.89 | 40.400 | 0.904 | 22.6 | 2023/5/5 |
| 835 Head | 835 | 41.5 | 0.90 | 41.500 | 0.890 | 22.2 | 2023/5/7 |
| 1750 Head | 1750 | 40.1 | 1.37 | 40.000 | 1.380 | 22.9 | 2023/5/10 |
| 1900 Head | 1900 | 40.0 | 1.40 | 39.800 | 1.360 | 22.9 | 2023/5/12 |
| 2450 Head | 2450 | 39.20 | 1.80 | 38.000 | 1.880 | 22.6 | 2023/5/16 |
| 2600 Head | 2600 | 39.0 | 1.96 | 40.700 | 1.940 | 22.5 | 2023/5/18 |
| 3500 Head | 3500 | 37.9 | 2.91 | 37.700 | 2.930 | 22.5 | 2023/5/26 |
| 3900 Head | 3900 | 37.5 | 3.32 | 37.200 | 3.210 | 22.6 | 2023/5/28 |
| 5250 Head | 5250 | 35.9 | 4.66 | 35.500 | 4.510 | 22.7 | 2023/5/24 |
| 5600 Head | 5600 | 35.5 | 5.07 | 35.000 | 4.820 | 22.7 | 2023/5/24 |
| 5750 Head | 5750 | 35.4 | 5.22 | 34.500 | 5.120 | 22.7 | 2023/5/24 |

Table 4: Measurement result of Tissue electric parameters



Unless otherwise agreed in writing, this document is issued by the Company subject to its General Conditions of Service printed overleaf, available on request or accessible at <http://www.sgs.com/en/Terms-and-Conditions.aspx> and, for electronic format documents, subject to Terms and Conditions for Electronic Documents at <http://www.sgs.com/en/Terms-and-Conditions/Terms-e-Documents.aspx>. Attention is drawn to the limitation of liability, indemnification and jurisdiction issues defined therein. Any holder of this document is advised that information contained hereon reflects the Company's findings at the time of its intervention only and within the limits of Client's instructions, if any. The Company's sole responsibility is to its Client and this document does not exonerate parties to a transaction from exercising all their rights and obligations under the transaction documents. This document cannot be reproduced except in full, without prior written approval of the Company. Any unauthorized alteration, forgery or falsification of the content or appearance of this document is unlawful and offenders may be prosecuted to the fullest extent of the law. Unless otherwise stated the results shown in this test report refer only to the sample(s) tested and such sample(s) are retained for 30 days only.

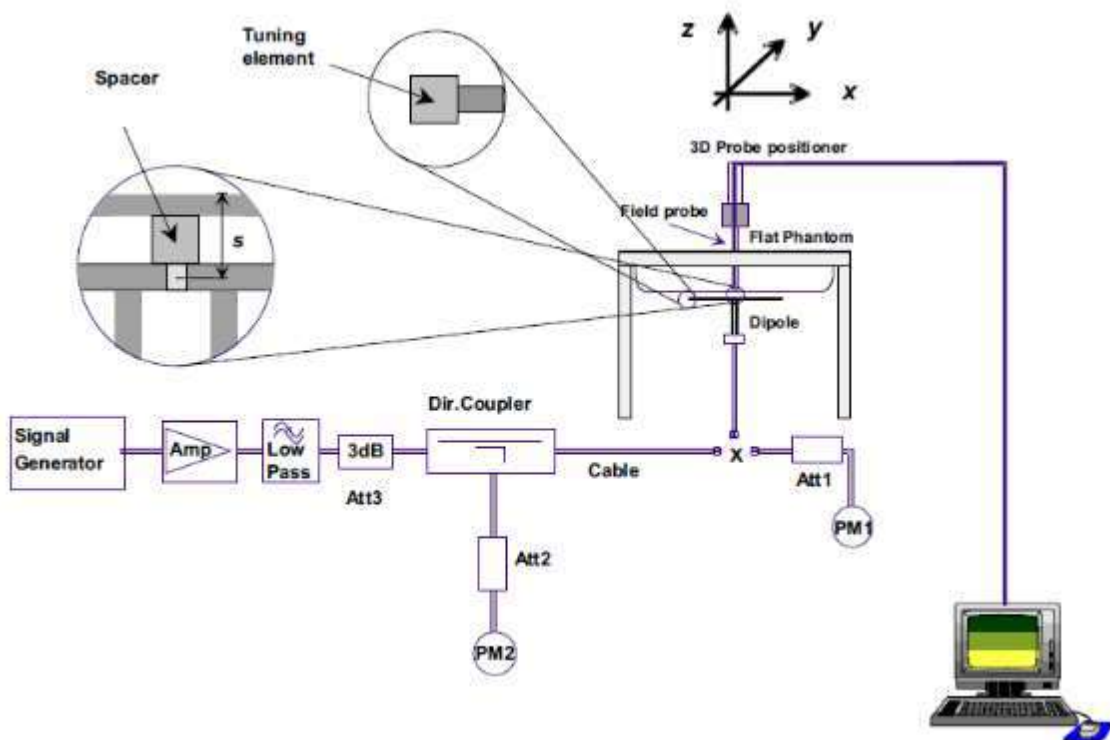
Attention: To check the authenticity of testing/inspection report & certificate, please contact us at telephone: (86-755) 8307 1443, or email: CN.Doccheck@sgs.com

South of No. 6 Plant, No. 1, Rurong Road, Suzhou Industrial Park, Suzhou Area, China (Jiangsu) Pilot Free Trade Zone 215000
 中国·苏州·中国(江苏)自由贸易试验区苏州片区苏州工业园区润雅路1号的6号厂房南座 邮编: 215000

t (86-512) 62992980 www.sgs.com.cn
 t (86-512) 62992980 sgs.china@sgs.com

6.2 SAR System Check

The microwave circuit arrangement for system Check is sketched in F-12. The daily system accuracy verification occurs within the flat section of the SAM phantom. A SAR measurement was performed to see if the measured SAR was within +/- 10% from the target SAR values. The tests were conducted on the same days as the measurement of the EUT. The obtained results from the system accuracy verification are displayed in the following table (A power level of 250mW (below 3GHz) or 100mW (3-6GHz) was input to the dipole antenna). During the tests, the ambient temperature of the laboratory was in the range $22\pm 2^{\circ}\text{C}$, the relative humidity was in the range 60% and the liquid depth above the ear reference points was above $15\pm 0.5\text{ cm}$ in all the cases. It is seen that the system is operating within its specification, as the results are within acceptable tolerance of the reference values.



F-12. the microwave circuit arrangement used for SAR system check



6.2.1 Justification for Extended SAR Dipole Calibrations

1) Referring to KDB865664 D01 requirements for dipole calibration, instead of the typical annual calibration recommended by measurement standards, longer calibration intervals of up to three years may be considered when it is demonstrated that the SAR target, impedance and return loss of a dipole have remain stable according to the following requirements. Each measured dipole is expected to evaluate with the following criteria at least on annual interval in Appendix C.

- a) There is no physical damage on the dipole;
- b) System check with specific dipole is within 10% of calibrated value;
- c) Return-loss is within 10% of calibrated measurement;
- d) Impedance is within 5Ω from the previous measurement.

2) Network analyzer probe calibration against air, distilled water and a shorting block performed before measuring liquid parameters.



Unless otherwise agreed in writing, this document is issued by the Company subject to its General Conditions of Service printed overleaf, available on request or accessible at <http://www.sgs.com/en/Terms-and-Conditions.aspx> and, for electronic format documents, subject to Terms and Conditions for Electronic Documents at <http://www.sgs.com/en/Terms-and-Conditions/Terms-e-Documents.aspx>. Attention is drawn to the limitation of liability, indemnification and jurisdiction issues defined therein. Any holder of this document is advised that information contained hereon reflects the Company's findings at the time of its intervention only and within the limits of Client's instructions, if any. The Company's sole responsibility is to its Client and this document does not exonerate parties to a transaction from exercising all their rights and obligations under the transaction documents. This document cannot be reproduced except in full, without prior written approval of the Company. Any unauthorized alteration, forgery or falsification of the content or appearance of this document is unlawful and offenders may be prosecuted to the fullest extent of the law. Unless otherwise stated the results shown in this test report refer only to the sample(s) tested and such sample(s) are retained for 30 days only.

Attention: To check the authenticity of testing /inspection report & certificate, please contact us at telephone: (86-755) 8307 1443, or email: CN.Doccheck@sgs.com

South of No. 6 Plant, No. 1, Rurong Road, Suzhou Industrial Park, Suzhou Area, China (Jiangsu) Pilot Free Trade Zone 215000 t (86-512) 62992980 www.sgsgroup.com.cn
 中国·苏州·中国(江苏)自由贸易试验区苏州片区苏州工业园区润雅路1号的6号厂房南座 邮编: 215000 t (86-512) 62992980 sgs.china@sgs.com

6.2.2 Summary System Check Result(s)

| Validation Kit | | Measured SAR 250mW | Measured SAR 250mW | Measured SAR (normalized to 1W) | Measured SAR (normalized to 1W) | Target SAR (normalized to 1W) | Target SAR (normalized to 1W) | Deviation (Within ±10%) | | Liquid Temp. (°C) | Test Date |
|----------------|---------------|--------------------|--------------------|---------------------------------|---------------------------------|-------------------------------|-------------------------------|-------------------------|------------|-------------------|-----------|
| | | 1g (W/kg) | 10g (W/kg) | 1g (W/kg) | 10g (W/kg) | 1-g(W/kg) | 10-g(W/kg) | 1-g(W/kg) | 10-g(W/kg) | | |
| CLA13 | Head | 0.113 | 0.0712 | 0.45 | 0.28 | 0.421 | 0.266 | 7.36% | 7.07% | 22.8 | 2023/6/8 |
| D750V3 | Head | 2.19 | 1.44 | 8.76 | 5.76 | 8.39 | 5.63 | 4.41% | 2.31% | 22.6 | 2023/5/5 |
| D835V2 | Head | 2.31 | 1.50 | 9.24 | 6.00 | 9.64 | 6.29 | -4.15% | -4.61% | 22.2 | 2023/5/7 |
| D1750V2 | Head | 9.40 | 5.01 | 37.60 | 20.04 | 36.30 | 19.20 | 3.58% | 4.38% | 22.9 | 2023/5/10 |
| D1900V2 | Head | 9.27 | 4.80 | 37.08 | 19.20 | 39.30 | 20.20 | -5.65% | -4.95% | 22.9 | 2023/5/12 |
| D2450V2 | Head | 13.00 | 6.10 | 52.00 | 24.40 | 51.90 | 23.80 | 0.19% | 2.52% | 22.6 | 2023/5/16 |
| D2600V2 | Head | 15.10 | 6.81 | 60.40 | 27.24 | 56.80 | 24.90 | 6.34% | 9.40% | 22.5 | 2023/5/18 |
| Validation Kit | | Measured SAR 100mW | Measured SAR 100mW | Measured SAR (normalized to 1W) | Measured SAR (normalized to 1W) | Target SAR (normalized to 1W) | Target SAR (normalized to 1W) | Deviation (Within ±10%) | | Liquid Temp. (°C) | Test Date |
| | | 1g (W/kg) | 10g (W/kg) | 1g (W/kg) | 10g (W/kg) | 1-g(W/kg) | 10-g(W/kg) | 1-g(W/kg) | 10-g(W/kg) | | |
| D3500V2 | Head(3.5GHz) | 6.07 | 2.31 | 60.70 | 23.10 | 66.50 | 25.10 | -8.72% | -7.97% | 22.5 | 2023/5/26 |
| D3900V2 | Head(3.9GHz) | 6.45 | 2.28 | 64.50 | 22.80 | 71.10 | 24.60 | -9.28% | -7.32% | 22.6 | 2023/5/28 |
| D5GHzV2 | Head(5.25GHz) | 7.06 | 2.04 | 70.60 | 20.40 | 75.20 | 21.50 | -6.12% | -5.12% | 22.7 | 2023/5/24 |
| | Head(5.6GHz) | 7.82 | 2.22 | 78.20 | 22.20 | 80.00 | 22.70 | -2.25% | -2.20% | 22.7 | 2023/5/24 |
| | Head(5.75GHz) | 7.22 | 2.06 | 72.20 | 20.60 | 78.70 | 22.30 | -8.26% | -7.62% | 22.7 | 2023/5/24 |

Table 5: SAR System Check Result

6.2.3 Detailed System Check Results

Please see the Appendix A



Unless otherwise agreed in writing, this document is issued by the Company subject to its General Conditions of Service printed overleaf, available on request or accessible at <http://www.sgs.com/en/Terms-and-Conditions.aspx> and, for electronic format documents, subject to Terms and Conditions for Electronic Documents at <http://www.sgs.com/en/Terms-and-Conditions/Terms-e-Documents.aspx>. Attention is drawn to the limitation of liability, indemnification and jurisdiction issues defined therein. Any holder of this document is advised that information contained hereon reflects the Company's findings at the time of its intervention only and within the limits of Client's instructions, if any. The Company's sole responsibility is to its Client and this document does not exonerate parties to a transaction from exercising all their rights and obligations under the transaction documents. This document cannot be reproduced except in full, without prior written approval of the Company. Any unauthorized alteration, forgery or falsification of the content or appearance of this document is unlawful and offenders may be prosecuted to the fullest extent of the law. Unless otherwise stated the results shown in this test report refer only to the sample(s) tested and such sample(s) are retained for 30 days only.

Attention: To check the authenticity of testing/inspection report & certificate, please contact us at telephone: (86-755) 8307 1443, or email: CN.Doccheck@sgs.com

South of No. 6 Plant, No. 1, Rurong Road, Suzhou Industrial Park, Suzhou Area, China (Jiangsu) Pilot Free Trade Zone 215000 t (86-512) 62992980 www.sgs.com.cn
 中国·苏州·中国(江苏)自由贸易试验区苏州片区苏州工业园区润融路1号的6号厂房南楼 邮编: 215000 t (86-512) 62992980 sgs.china@sgs.com

7 Test Configuration

7.1 3G SAR Test Reduction Procedure

According to KDB 941225D01, in the following procedures, the mode tested for SAR is referred to as the primary mode. The equivalent modes considered for SAR test reduction are denoted as secondary modes. Both primary and secondary modes must be in the same frequency band. When the maximum output power and tune-up tolerance specified for production units in a secondary mode is $\leq \frac{1}{4}$ dB higher than the primary mode or when the highest reported SAR of the primary mode is scaled by the ratio of specified maximum output power and tune-up tolerance of secondary to primary mode and the adjusted SAR is ≤ 1.2 W/kg, SAR measurement is not required for the secondary mode. This is referred to as the 3G SAR test reduction procedure in the following SAR test guidance, where the primary mode is identified in the applicable wireless mode test procedures and the secondary mode is wireless mode being considered for SAR test reduction by that procedure. When the 3G SAR test reduction procedure is not satisfied, it is identified as “otherwise” in the applicable procedures; SAR measurement is required for the secondary mode.

7.2 Operation Configurations

7.2.1 GSM Test Configuration

SAR tests for GSM 850 and GSM 1900, a communication link is set up with a base station by air link. Using CMW500 the power lever is set to “5” and “0” in SAR of GSM 850 and GSM 1900. The tests in the band of GSM 850 and GSM 1900 are performed in the mode of GPRS/EGPRS function. Since the GPRS class is 33 for this EUT, it has at most 4 timeslots in uplink and at most 4 timeslots in downlink, the maximum total timeslot is 5. The EGPRS class is 33 for this EUT, it has at most 4 timeslots in uplink, and at most 4 timeslots in downlink, the maximum total timeslot is 5.

SAR test reduction for GPRS and EDGE modes is determined by the source-based time-averaged output power specified for production units, including tune-up tolerance. The data mode with highest specified time-averaged output power should be tested for SAR compliance in the applicable exposure conditions. For modes with the same specified maximum output power and tolerance, the higher number time-slot configuration should be tested.

When SAR tests for EGPRS mode is necessary, GMSK modulation should be used to minimize SAR measurement error due to higher peak-to-average power (PAR) ratios inherent in 8-PSK.

The 3G SAR test reduction procedure is applied to 8-PSK EDGE with GMSK GPRS/EDGE as the primary mode



Unless otherwise agreed in writing, this document is issued by the Company subject to its General Conditions of Service printed overleaf, available on request or accessible at <http://www.sgs.com/en/Terms-and-Conditions.aspx> and, for electronic format documents, subject to Terms and Conditions for Electronic Documents at <http://www.sgs.com/en/Terms-and-Conditions/Terms-e-Documents.aspx>. Attention is drawn to the limitation of liability, indemnification and jurisdiction issues defined therein. Any holder of this document is advised that information contained hereon reflects the Company's findings at the time of its intervention only and within the limits of Client's instructions, if any. The Company's sole responsibility is to its Client and this document does not exonerate parties to a transaction from exercising all their rights and obligations under the transaction documents. This document cannot be reproduced except in full, without prior written approval of the Company. Any unauthorized alteration, forgery or falsification of the content or appearance of this document is unlawful and offenders may be prosecuted to the fullest extent of the law. Unless otherwise stated the results shown in this test report refer only to the sample(s) tested and such sample(s) are retained for 30 days only.

Attention: To check the authenticity of testing/inspection report & certificate, please contact us at telephone: (86-755) 8307 1443, or email: CN.Doccheck@sgs.com

South of No. 6 Plant, No. 1, Rurong Road, Suzhou Industrial Park, Suzhou Area, China (Jiangsu) Pilot Free Trade Zone 215000
 中国·苏州·中国(江苏)自由贸易试验区苏州片区苏州工业园区润融路1号的6号厂房南座 邮编: 215000

t (86-512) 62992980 www.sgs.com.cn
 t (86-512) 62992980 sgs.china@sgs.com

7.2.2 WCDMA Test Configuration

1) . Output Power Verification

Maximum output power is verified on the high, middle and low channels according to procedures described in section 5.2 of 3GPP TS 34.121, using the appropriate RMC or AMR with TPC (transmit power control) set to all "1's" for WCDMA/HSDPA or by applying the required inner loop power control procedures to maintain maximum output power while HSUPA is active. Results for all applicable physical channel configurations (DPCCH, DPDCHn and spreading codes, HSDPA, HSPA) are required in the SAR report. All configurations that are not supported by the handset or cannot be measured due to technical or equipment limitations must be clearly identified.

2) . Head SAR

SAR for next to the ear head exposure is measured using a 12.2 kbps RMC with TPC bits configured to all "1's". The 3G SAR test reduction procedure is applied to AMR configurations with 12.2 kbps RMC as the primary mode. Otherwise, SAR is measured for 12.2 kbps AMR in 3.4 kbps SRB (signaling radio bearer) using the highest reported SAR configuration in 12.2 kbps RMC for head exposure

3) . Body SAR

SAR for body configurations is measured using a 12.2 kbps RMC with TPC bits configured to all "1's". The 3G SAR test reduction procedure is applied to other spreading codes and multiple DPDCHn configurations supported by the handset with 12.2 kbps RMC as the primary mode. Otherwise, SAR is measured using an applicable RMC configuration with the corresponding spreading code or DPDCHn, for the highest reported body-worn accessory exposure SAR configuration in 12.2 kbps RMC. When more than 2 DPDCHn are supported by the handset, it may be necessary to configure additional DPDCHn using FTM (Factory Test Mode) or other chipset based test approaches with parameters similar to those used in 384 kbps and 768 kbps RMC.

4) . HSDPA / HSUPA / DC-HSDPA

According to KDB 941225 D01v03, RMC 12.2kbps setting is used to evaluate SAR. If the maximum output power and tune-up tolerance specified for production units in HSDPA / HSUPA / DC-HSDPA is $\leq \frac{1}{4}$ dB higher than RMC 12.2Kbps or when the highest reported SAR of the RMC12.2Kbps is scaled by the ratio of specified maximum output power and tune-up tolerance of HSDPA / HSUPA / DC-HSDPA to RMC12.2Kbps and the adjusted SAR is ≤ 1.2 W/kg, SAR measurement is not required for HSDPA / HSUPA / DC-HSDPA

a) HSDPA

HSDPA is configured according to the applicable UE category of a test device. The number of HS-DSCH/HS-PDSCHs, HARQ processes, minimum inter-TTI interval, transport block sizes and RV coding sequence are defined by the H-set. To maintain a consistent test configuration and stable transmission conditions, QPSK is used in the H-set for SAR testing. HS-DPCCH should be configured with a CQI feedback cycle of 4 ms and a CQI repetition factor of 2 to maintain a constant rate of active CQI slots. DPCCH and DPDCH gain factors (β_c , β_d), and HS-DPCCH power offset parameters (Δ_{ACK} , Δ_{NACK} , Δ_{CQI}) are set according to values indicated in the following table. The CQI value is determined by the UE category, transport block size, number of HS-PDSCHs and modulation used in the H-set.



Unless otherwise agreed in writing, this document is issued by the Company subject to its General Conditions of Service printed overleaf, available on request or accessible at <http://www.sgs.com/en/Terms-and-Conditions.aspx> and, for electronic format documents, subject to Terms and Conditions for Electronic Documents at <http://www.sgs.com/en/Terms-and-Conditions/Terms-e-Documents.aspx>. Attention is drawn to the limitation of liability, indemnification and jurisdiction issues defined therein. Any holder of this document is advised that information contained hereon reflects the Company's findings at the time of its intervention only and within the limits of Client's instructions, if any. The Company's sole responsibility is to its Client and this document does not exonerate parties to a transaction from exercising all their rights and obligations under the transaction documents. This document cannot be reproduced except in full, without prior written approval of the Company. Any unauthorized alteration, forgery or falsification of the content or appearance of this document is unlawful and offenders may be prosecuted to the fullest extent of the law. Unless otherwise stated the results shown in this test report refer only to the sample(s) tested and such sample(s) are retained for 30 days only.

Attention: To check the authenticity of testing/inspection report & certificate, please contact us at telephone: (86-755) 8307 1443, or email: CN.Doccheck@sgs.com

South of No. 6 Plant, No. 1, Rurong Road, Suzhou Industrial Park, Suzhou Area, China (Jiangsu) Pilot Free Trade Zone 215000
 中国·苏州·中国(江苏)自由贸易试验区苏州片区苏州工业园区润融路1号的6号厂房南楼 邮编: 215000

t (86-512) 62992980 www.sgs.com.cn
 t (86-512) 62992980 sgs.china@sgs.com

| Sub-test | β_c | Bd | $\beta_d(SF)$ | β_c/β_d | β_{hs} | CM(dB) | MPR (dB) |
|----------|-----------|----------|---------------|-------------------|--------------|--------|----------|
| 1 | 2/15 | 15/15 | 64 | 2/15 | 4/15 | 0.0 | 0 |
| 2 | 12/15(3) | 15/15(3) | 64 | 12/15(3) | 24/15 | 1.0 | 0 |
| 3 | 15/15 | 8/15 | 64 | 15/8 | 30/15 | 1.5 | 0.5 |
| 4 | 15/15 | 4/15 | 64 | 15/4 | 30/15 | 1.5 | 0.5 |

Note1: $\Delta ACK, \Delta NACK$ and $\Delta CQI = 8$ Ahs = $\beta_{hs}/\beta_c = 30/15$ $\beta_{hs} = 30/15 * \beta_c$
 Note2: For the HS-DPCCH power mask requirement test in clause 5.2C, 5.7A, and the Error Vector Magnitude (EVM) with HS-DPCCH test in clause 5.13.1.A, and HSDPA EVM with phase discontinuity in clause 5.13.1AA, ΔACK and $\Delta NACK = 8$ (Ahs = 30/15) with $\beta_{hs} = 30/15 * \beta_c$, and $\Delta CQI = 7$ (Ahs = 24/15) with $\beta_{hs} = 24/15 * \beta_c$.
 Note3: CM = 1 for $\beta_c/\beta_d = 12/15$, $\beta_{hs}/\beta_c = 24/15$. For all other combinations of DPDCH, DPCCH and HS-DPCCH the MPR is based on the relative CM difference. This is applicable for only UEs that support HSDPA in release 6 and later releases.

The measurements were performed with a Fixed Reference Channel (FRC) and H-Set 1 QPSK.

| Parameter | Value |
|----------------------------------|-------------|
| Nominal average inf. bit rate | 534 kbit/s |
| Inter-TTI Distance | 3 TTI"s |
| Number of HARQ Processes | 2 Processes |
| Information Bit Payload | 3202 Bits |
| MAC-d PDU size | 336 Bits |
| Number Code Blocks | 1 Block |
| Binary Channel Bits Per TTI | 4800 Bits |
| Total Available SMLs in UE | 19200 SMLs |
| Number of SMLs per HARQ Process | 9600 SMLs |
| Coding Rate | 0.67 |
| Number of Physical Channel Codes | 5 |

Table 6: settings of required H-Set 1 QPSK acc. to 3GPP 34.121



| HS-DSCH Category | Maximum HS-DSCH Codes Received | Minimum Inter-TTI Interval | Maximum HS-DSCH Transport Block Bits/HS-DSCH TTI | Total Soft Channel Bits |
|------------------|--------------------------------|----------------------------|--|-------------------------|
| 1 | 5 | 3 | 7298 | 19200 |
| 2 | 5 | 3 | 7298 | 28800 |
| 3 | 5 | 2 | 7298 | 28800 |
| 4 | 5 | 2 | 7298 | 38400 |
| 5 | 5 | 1 | 7298 | 57600 |
| 6 | 5 | 1 | 7298 | 67200 |
| 7 | 10 | 1 | 14411 | 115200 |
| 8 | 10 | 1 | 14411 | 134400 |
| 9 | 15 | 1 | 25251 | 172800 |
| 10 | 15 | 1 | 27952 | 172800 |
| 11 | 5 | 2 | 3630 | 14400 |
| 12 | 5 | 1 | 3630 | 28800 |
| 13 | 15 | 1 | 34800 | 259200 |
| 14 | 15 | 1 | 42196 | 259200 |
| 15 | 15 | 1 | 23370 | 345600 |
| 16 | 15 | 1 | 27952 | 345600 |

Table 7: HSDPA UE category

b) HSUPA

Due to inner loop power control requirements in HSUPA, a commercial communication test set should be used for the output power and SAR tests. The 12.2 kbps RMC, FRC H-set 1 and E-DCH configurations for HSUPA should be configured according to the values indicated below as well as other applicable procedures described in the „WCDMA Handset“ and „Release 5 HSUPA Data Device“ sections of 3G device.



Unless otherwise agreed in writing, this document is issued by the Company subject to its General Conditions of Service printed overleaf, available on request or accessible at <http://www.sgs.com/en/Terms-and-Conditions.aspx> and, for electronic format documents, subject to Terms and Conditions for Electronic Documents at <http://www.sgs.com/en/Terms-and-Conditions/Terms-e-Documents.aspx>. Attention is drawn to the limitation of liability, indemnification and jurisdiction issues defined therein. Any holder of this document is advised that information contained hereon reflects the Company's findings at the time of its intervention only and within the limits of Client's instructions, if any. The Company's sole responsibility is to its Client and this document does not exonerate parties to a transaction from exercising all their rights and obligations under the transaction documents. This document cannot be reproduced except in full, without prior written approval of the Company. Any unauthorized alteration, forgery or falsification of the content or appearance of this document is unlawful and offenders may be prosecuted to the fullest extent of the law. Unless otherwise stated the results shown in this test report refer only to the sample(s) tested and such sample(s) are retained for 30 days only.

Attention: To check the authenticity of testing/inspection report & certificate, please contact us at telephone: (86-755) 8307 1443, or email: CN.Doccheck@sgs.com

South of No. 6 Plant, No. 1, Rurong Road, Suzhou Industrial Park, Suzhou Area, China (Jiangsu) Pilot Free Trade Zone 215000
 中国·苏州·中国(江苏)自由贸易试验区苏州片区苏州工业园区润融路1号的6号厂房南楼 邮编: 215000

t (86-512) 62992980 www.sgs.com.cn
 t (86-512) 62992980 sgs.china@sgs.com

| Sub-test ^c | β_c ^c | β_d ^c | β_d (SF) ^c | β_c/β_d ^c | β_{hs} ⁽¹⁾ ^c | β_{eoc} ^c | β_{ed} ^c | β_e ^c (SF) ^c | β_{ed} ^c (code) ^c | CM ⁽²⁾ ^c (dB) ^c | MP R ^c (dB) ^c | AG ⁽⁴⁾ ^c Index ^c | E-TFC I ^c |
|-----------------------|-----------------------------------|-----------------------------------|-----------------------------|-----------------------------------|--|----------------------------|--|--|---|--|-------------------------------------|---|----------------------|
| 1 ^c | 11/15 ⁽³⁾ ^c | 15/15 ⁽³⁾ ^c | 64 ^c | 11/15 ⁽³⁾ ^c | 22/15 ^c | 209/225 ^c | 1039/225 ^c | 4 ^c | 1 ^c | 1.0 ^c | 0.0 ^c | 20 ^c | 75 ^c |
| 2 ^c | 6/15 ^c | 15/15 ^c | 64 ^c | 6/15 ^c | 12/15 ^c | 12/15 ^c | 94/75 ^c | 4 ^c | 1 ^c | 3.0 ^c | 2.0 ^c | 12 ^c | 67 ^c |
| 3 ^c | 15/15 ^c | 9/15 ^c | 64 ^c | 15/9 ^c | 30/15 ^c | 30/15 ^c | $\beta_{ed1}:47/15$ ^c $\beta_{ed2}:47/15$ ^c | 4 ^c | 2 ^c | 2.0 ^c | 1.0 ^c | 15 ^c | 92 ^c |
| 4 ^c | 2/15 ^c | 15/15 ^c | 64 ^c | 2/15 ^c | 4/15 ^c | 2/15 ^c | 56/75 ^c | 4 ^c | 1 ^c | 3.0 ^c | 2.0 ^c | 17 ^c | 71 ^c |
| 5 ^c | 15/15 ⁽⁴⁾ ^c | 15/15 ⁽⁴⁾ ^c | 64 ^c | 15/15 ⁽⁴⁾ ^c | 30/15 ^c | 24/15 ^c | 134/15 ^c | 4 ^c | 1 ^c | 1.0 ^c | 0.0 ^c | 21 ^c | 81 ^c |

Note 1: ΔACK , $\Delta NACK$ and $\Delta CQI = 8$ $A_{hs} = \beta_{hs}/\beta_c = 30/15$ $\beta_{hs} = 30/15 * \beta_c$
 Note 2: CM = 1 for $\beta_c/\beta_d = 12/15$, $\beta_{hs}/\beta_c = 24/15$. For all other combinations of DPDCH, DPCCH, HS-DPCCH, E-DPDCH and E-DPCCH the MPR is based on the relative CM difference^c
 Note 3 : For subtest 1 the β_c/β_d ratio of 11/15 for the TFC during the measurement period (TF1, TF0) is achieved by setting the signalled gain factors for the reference TFC (TF1, TF1) to $\beta_c = 10/15$ and $\beta_d = 15/15$ ^c
 Note 4 : For subtest 5 the β_c/β_d ratio of 15/15 for the TFC during the measurement period (TF1, TF0) is achieved by setting the signalled gain factors for the reference TFC (TF1, TF1) to $\beta_c = 14/15$ and $\beta_d = 15/15$ ^c
 Note 5 : Testing UE using E-DPDCH Physical Layer category 1 Sub-test 3 is not required according to TS 25.306 Table 5.1g^c
 Note 6: β_{ed} can not be set directly; it is set by Absolute Grant Value.^c

Table 8: Subtests for UMTS Release 6 HSUPA

| UE Category | E-DCH Codes Transmitted | Number of HARQ Processes | of E-DCH TTI(ms) | Minimum Spreading Factor | Maximum E-DCH Transport Block Bits | Max Rate (Mbps) |
|--------------|-------------------------|--------------------------|------------------|--------------------------|------------------------------------|-----------------|
| 1 | 1 | 4 | 10 | 4 | 7110 | 0.7296 |
| 2 | 2 | 8 | 2 | 4 | 2798 | 1.4592 |
| | 2 | 4 | 10 | 4 | 14484 | |
| 3 | 2 | 4 | 10 | 4 | 14484 | 1.4592 |
| 4 | 2 | 8 | 2 | 2 | 5772 | 2.9185 |
| | 2 | 4 | 10 | 2 | 20000 | 2.00 |
| 5 | 2 | 4 | 10 | 2 | 20000 | 2.00 |
| 6 (No DPDCH) | 4 | 8 | 10 | 2SF2&2SF | 11484 | 5.76 |
| | 4 | 4 | 2 | 4 | 20000 | 2.00 |
| 7 (No DPDCH) | 4 | 8 | 2 | 2SF2&2SF | 22996 | ? |
| | 4 | 4 | 10 | 4 | 20000 | ? |

NOTE: When 4 codes are transmitted in parallel, two codes shall be transmitted with SF2 and two with SF4. UE categories 1 to 6 support QPSK only. UE category 7 supports QPSK and 16QAM. (TS25.306-7.3.0).

Table 9: HSUPA UE category



Unless otherwise agreed in writing, this document is issued by the Company subject to its General Conditions of Service printed overleaf, available on request or accessible at <http://www.sgs.com/en/Terms-and-Conditions.aspx> and, for electronic format documents, subject to Terms and Conditions for Electronic Documents at <http://www.sgs.com/en/Terms-and-Conditions/Terms-e-Documents.aspx>. Attention is drawn to the limitation of liability, indemnification and jurisdiction issues defined therein. Any holder of this document is advised that information contained hereon reflects the Company's findings at the time of its intervention only and within the limits of Client's instructions, if any. The Company's sole responsibility is to its Client and this document does not exonerate parties to a transaction from exercising all their rights and obligations under the transaction documents. This document cannot be reproduced except in full, without prior written approval of the Company. Any unauthorized alteration, forgery or falsification of the content or appearance of this document is unlawful and offenders may be prosecuted to the fullest extent of the law. Unless otherwise stated the results shown in this test report refer only to the sample(s) tested and such sample(s) are retained for 30 days only.
 Attention: To check the authenticity of testing/inspection report & certificate, please contact us at telephone: (86-755) 8307 1443, or email: CN.Doccheck@sgs.com
 South of No. 6 Plant, No. 1, Rurong Road, Suzhou Industrial Park, Suzhou Area, China (Jiangsu) Pilot Free Trade Zone 215000 t (86-512) 62992980 www.sgs.com.cn
 中国·苏州·中国 (江苏) 自由贸易试验区苏州片区苏州工业园区润融路1号的6号厂房南楼 邮编: 215000 t (86-512) 62992980 sgs.china@sgs.com

c) DC-HSDPA

SAR is required for Rel. 8 DC-HSDPA when SAR is required for Rel. 5 HSDPA; otherwise, the 3G SAR test reduction procedure is applied to DC-HSDPA with 12.2 kbps RMC as the primary mode. Power is measured for DC-HSDPA according to the H-Set 12, FRC configuration in Table C.8.1.12 of 3GPP TS 34.121-1 to determine SAR test reduction. A primary and a Second serving HS-DSCH Cell are required to perform the power measurement and for the results to be acceptable.

The following tests were completed according to procedures in section 7.3.13 of 3GPP TS 34.108 v9.5.0. A summary of these settings are illustrated below:

Downlink Physical Channels are set as per 3GPP TS34.121-1 v9.0.0 E.5.0

Table E.5.0: Levels for HSDPA connection setup

| Parameter | Unit | Value |
|--------------------------------|------|-------|
| During Connection setup | | |
| P-CPICH_Ec/Ior | dB | -10 |
| P-CCPCH and SCH_Ec/Ior | dB | -12 |
| PICH_Ec/Ior | dB | -15 |
| HS-PDSCH | dB | off |
| HS-SCCH_1 | dB | off |
| DPCH_Ec/Ior | dB | -5 |
| OCNS_Ec/Ior | dB | -3.1 |

Call is set up as per 3GPP TS34.108 v9.5.0 sub clause 7.3.13.

The configurations of the fixed reference channels for HSDPA RF tests are described in 3GPP TS 34.121, annex C for FDD and 3GPP TS 34.122.

The measurements were performed with a Fixed Reference Channel (FRC) H-Set 12 with QPSK.

| Parameter | Value |
|----------------------------------|-------------|
| Nominal average inf. bit rate | 60 kbit/s |
| Inter-TTI Distance | 1 TTI's |
| Number of HARQ Processes | 6 Processes |
| Information Bit Payload | 120 Bits |
| Number Code Blocks | 1 Block |
| Binary Channel Bits Per TTI | 960 Bits |
| Total Available SMLs in UE | 19200 SMLs |
| Number of SMLs per HARQ Process | 3200 SMLs |
| Coding Rate | 0.15 |
| Number of Physical Channel Codes | 1 |

Table 10: settings of required H-Set 12 QPSK acc. to 3GPP 34.121

Note:

1. The RMC is intended to be used for DC-HSDPA mode and both cells shall transmit with identical parameters as listed in the table above.
2. Maximum number of transmission is limited to 1,i.e.,retransmission is not allowed. The redundancy and constellation version 0 shall be used.



Unless otherwise agreed in writing, this document is issued by the Company subject to its General Conditions of Service printed overleaf, available on request or accessible at <http://www.sgs.com/en/Terms-and-Conditions.aspx> and, for electronic format documents, subject to Terms and Conditions for Electronic Documents at <http://www.sgs.com/en/Terms-and-Conditions/Terms-e-Documents.aspx>. Attention is drawn to the limitation of liability, indemnification and jurisdiction issues defined therein. Any holder of this document is advised that information contained hereon reflects the Company's findings at the time of its intervention only and within the limits of Client's instructions, if any. The Company's sole responsibility is to its Client and this document does not exonerate parties to a transaction from exercising all their rights and obligations under the transaction documents. This document cannot be reproduced except in full, without prior written approval of the Company. Any unauthorized alteration, forgery or falsification of the content or appearance of this document is unlawful and offenders may be prosecuted to the fullest extent of the law. Unless otherwise stated the results shown in this test report refer only to the sample(s) tested and such sample(s) are retained for 30 days only.

Attention: To check the authenticity of testing /inspection report & certificate, please contact us at telephone: (86-755) 8307 1443, or email: CN.Doccheck@sgs.com

South of No. 6 Plant, No. 1, Rurong Road, Suzhou Industrial Park, Suzhou Area, China (Jiangsu) Pilot Free Trade Zone 215000 t (86-512) 62992980 www.sgs.com.cn
 中国·苏州·中国 (江苏) 自由贸易试验区苏州片区苏州工业园区润雅路1号的6号厂房南楼 邮编: 215000 t (86-512) 62992980 sgs.china@sgs.com

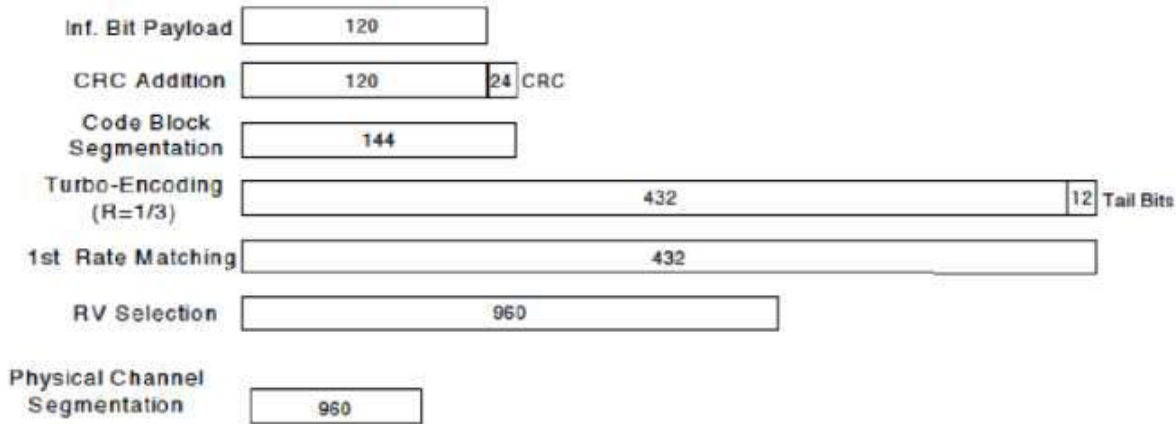


Figure C.8.19: Coding rate for Fixed reference Channel H-Set 12 (QPSK)

The following 4 Sub-tests for HSDPA were completed according to Release 5 procedures. A summary of subtest settings are illustrated below:

| Sub-test ^o | β_c ^o | β_d ^o | β_d (SF) ^o | β_c/β_d ^o | $\beta_{hs}(1)$ ^o | CM(dB)(2) ^o | MPR (dB) ^o |
|-----------------------|------------------------|------------------------|-----------------------------|--------------------------------|------------------------------|------------------------|-----------------------|
| 1 ^o | 2/15 ^o | 15/15 ^o | 64 ^o | 2/15 ^o | 4/15 ^o | 0.0 ^o | 0 ^o |
| 2 ^o | 12/15(3) ^o | 15/15(3) ^o | 64 ^o | 12/15(3) ^o | 24/15 ^o | 1.0 ^o | 0 ^o |
| 3 ^o | 15/15 ^o | 8/15 ^o | 64 ^o | 15/8 ^o | 30/15 ^o | 1.5 ^o | 0.5 ^o |
| 4 ^o | 15/15 ^o | 4/15 ^o | 64 ^o | 15/4 ^o | 30/15 ^o | 1.5 ^o | 0.5 ^o |

Note 1: ΔACK , $\Delta NACK$ and $\Delta CQI=8$ $A_{hs}=\beta_{hs}/\beta_c=30/15$ $\beta_{hs}=30/15 * \beta_c$
 Note 2: CM=1 for $\beta_c/\beta_d=12/15$, $\beta_{hs}/\beta_c=24/15$. For all other combinations of DPDCH, DPCCH and HS-DPCCH the MPR is based on the relative CM difference. This is applicable for only UEs that support HSDPA in release 6 and later releases.
 Note 3: For subtest 2 the β_c/β_d ratio of 12/15 for the TFC during the measurement period (TF1, TF0) is achieved by setting the signalled gain factors for the reference TFC (TF1, TF1) to $\beta_c=11/15$ and $\beta_d=15/15$

Up commands are set continuously to set the UE to Max power.

Note:

1. The Dual Carriers transmission only applies to HSDPA physical channels
2. The Dual Carriers belong to the same Node and are on adjacent carriers.
3. The Dual Carriers do not support MIMO to serve UEs configured for dual cell operation
4. The Dual Carriers operate in the same frequency band.
5. The device doesn't support the modulation of 16QAM in uplink but 64QAM in downlink for DC-HSDPA mode.
6. The device doesn't support carrier aggregation for it just can operate in Release 8.



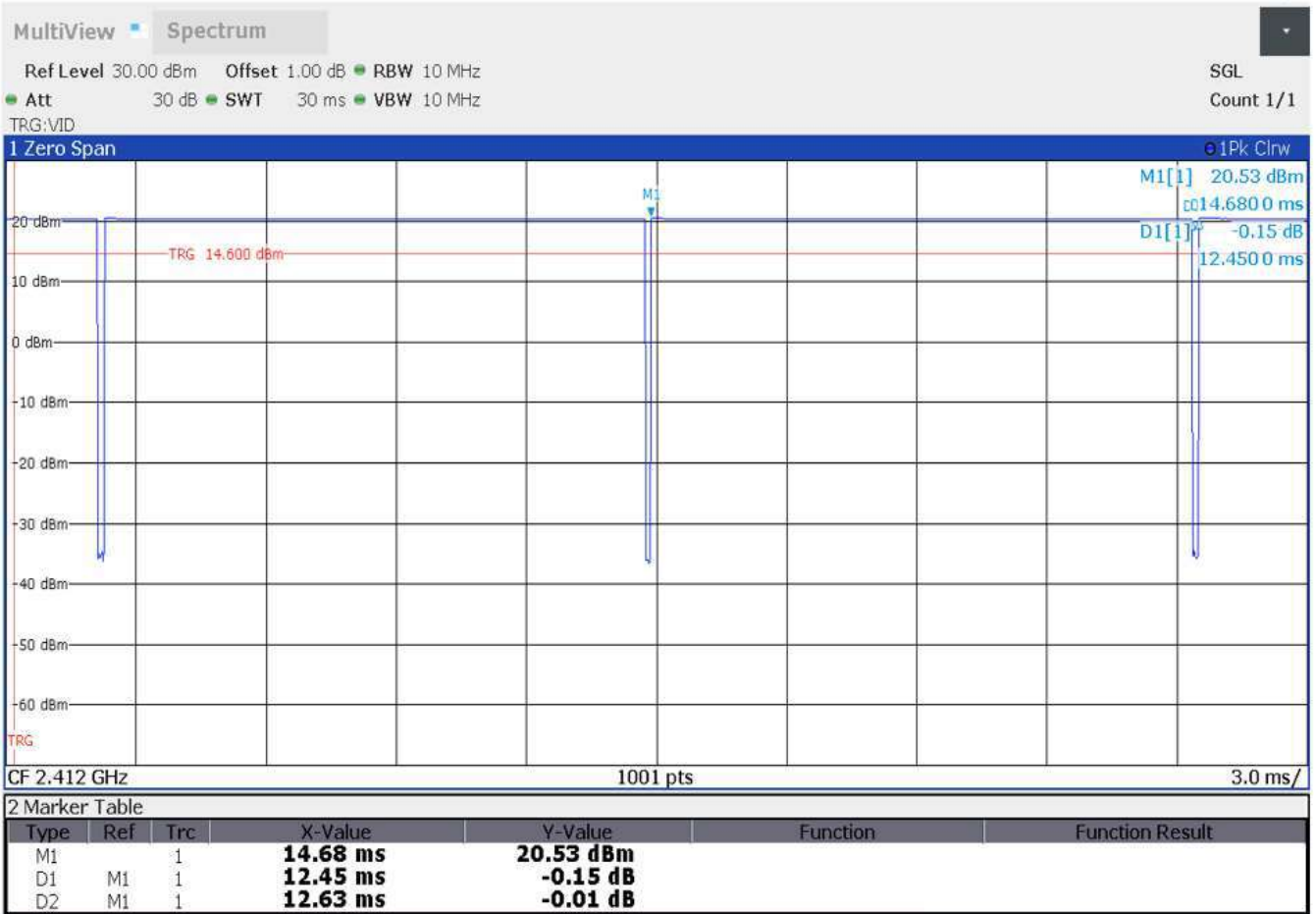
7.2.3 WiFi Test Configuration

A Wi-Fi device must be configured to transmit continuously at the required data rate, channel bandwidth and signal modulation, using the highest transmission duty factor supported by the test mode tools for SAR measurement.

7.2.3.1 Duty cycle

Wi-Fi 2.4GHz 802.11b:

Duty cycle=98.57%



Unless otherwise agreed in writing, this document is issued by the Company subject to its General Conditions of Service printed overleaf, available on request or accessible at <http://www.sgs.com/en/Terms-and-Conditions.aspx> and, for electronic format documents, subject to Terms and Conditions for Electronic Documents at <http://www.sgs.com/en/Terms-and-Conditions/Terms-e-Documents.aspx>. Attention is drawn to the limitation of liability, indemnification and jurisdiction issues defined therein. Any holder of this document is advised that information contained hereon reflects the Company's findings at the time of its intervention only and within the limits of Client's instructions, if any. The Company's sole responsibility is to its Client and this document does not exonerate parties to a transaction from exercising all their rights and obligations under the transaction documents. This document cannot be reproduced except in full, without prior written approval of the Company. Any unauthorized alteration, forgery or falsification of the content or appearance of this document is unlawful and offenders may be prosecuted to the fullest extent of the law. Unless otherwise stated the results shown in this test report refer only to the sample(s) tested and such sample(s) are retained for 30 days only.

Attention: To check the authenticity of testing / inspection report & certificate, please contact us at telephone: (86-755) 8307 1443, or email: CN.Doccheck@sgs.com

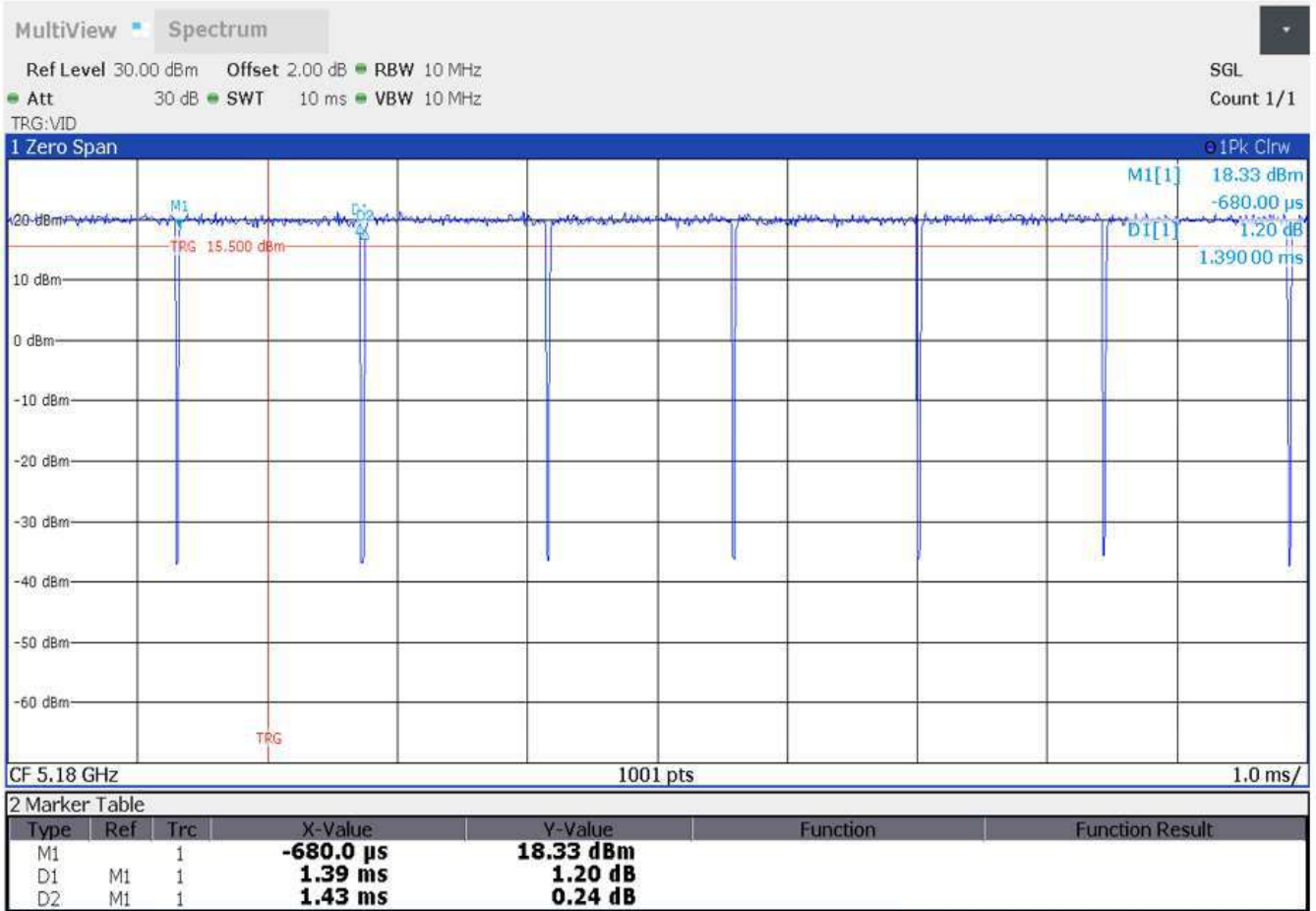
South of No. 6 Plant, No. 1, Rurong Road, Suzhou Industrial Park, Suzhou Area, China (Jiangsu) Pilot Free Trade Zone 215000 t (86-512) 62992980 www.sgs.com.cn
 中国·苏州·中国 (江苏) 自由贸易试验区苏州片区苏州工业园区润融路1号的6号厂房南座 邮编: 215000 t (86-512) 62992980 sgs.china@sgs.com

Report No.: SEWM2304000137RG09

Rev.: 01

Page: 60 of 140

Wi-Fi 5GHz 802.11a:
Duty cycle=97.2%



Unless otherwise agreed in writing, this document is issued by the Company subject to its General Conditions of Service printed overleaf, available on request or accessible at <http://www.sgs.com/en/Terms-and-Conditions.aspx> and, for electronic format documents, subject to Terms and Conditions for Electronic Documents at <http://www.sgs.com/en/Terms-and-Conditions/Terms-e-Documents.aspx>. Attention is drawn to the limitation of liability, indemnification and jurisdiction issues defined therein. Any holder of this document is advised that information contained hereon reflects the Company's findings at the time of its intervention only and within the limits of Client's instructions, if any. The Company's sole responsibility is to its Client and this document does not exonerate parties to a transaction from exercising all their rights and obligations under the transaction documents. This document cannot be reproduced except in full, without prior written approval of the Company. Any unauthorized alteration, forgery or falsification of the content or appearance of this document is unlawful and offenders may be prosecuted to the fullest extent of the law. Unless otherwise stated the results shown in this test report refer only to the sample(s) tested and such sample(s) are retained for 30 days only.

Attention: To check the authenticity of testing/inspection report & certificate, please contact us at telephone: (86-755) 8307 1443, or email: CN.Doccheck@sgs.com

South of No. 6 Plant, No. 1, Rurong Road, Suzhou Industrial Park, Suzhou Area, China (Jiangsu) Pilot Free Trade Zone 215000
中国·苏州·中国(江苏)自由贸易试验区苏州片区苏州工业园区润融路1号的6号厂房南面 邮编: 215000

t (86-512) 62992980 www.sgs.com.cn
t (86-512) 62992980 sgs.china@sgs.com

7.2.3.2 Initial Test Position SAR Test Reduction Procedure

DSSS and OFDM configurations are considered separately according to the required SAR procedures. SAR is measured in the initial test position using the 802.11 transmission mode configuration required by the DSSS procedure or initial test configuration and subsequent test configuration(s) according to the OFDM procedures. The initial test position procedure is described in the following:

- 1) . When the reported SAR of the initial test position is ≤ 0.4 W/kg, further SAR measurement is not required for the other (remaining) test positions in that exposure configuration and 802.11 transmission mode combinations within the frequency band or aggregated band. SAR is also not required for that exposure configuration in the subsequent test configuration(s).
- 2) . When the reported SAR of the initial test position is > 0.4 W/kg, SAR is repeated for the 802.11 transmission mode configuration tested in the initial test position using subsequent highest extrapolated or estimated 1-g SAR conditions determined by area scans or next closest/smallest test separation distance and maximum RF coupling test positions based on manufacturer justification, on the highest maximum output power channel, until the reported SAR is ≤ 0.8 W/kg or all required test positions (left, right, touch, tilt or subsequent surfaces and edges) are tested.
- 3) . For all positions/configurations tested using the initial test position and subsequent test positions, when the reported SAR is > 0.8 W/kg, SAR is measured for these test positions/configurations on the subsequent next highest measured output power channel(s) until the reported SAR is ≤ 1.2 W/kg or all required channels are tested. a) Additional power measurements may be required for this step, which should be limited to those necessary for identifying the subsequent highest output power channels.

7.2.3.3 Initial Test Configuration Procedures

An initial test configuration is determined for OFDM transmission modes according to the channel bandwidth, modulation and data rate combination(s) with the highest maximum output power specified for production units in each standalone and aggregated frequency band. SAR is measured using the highest measured maximum output power channel. For configurations with the same specified or measured maximum output power, additional transmission mode and test channel selection procedures are required. SAR test reduction for subsequent highest output test channels is determined according to *reported* SAR of the initial test configuration. For next to the ear, hotspot mode and UMC mini-tablet exposure configurations where multiple test positions are required, the initial test position procedure is applied to minimize the number of test positions required for SAR measurement using the initial test configuration transmission mode. For fixed exposure conditions that do not have multiple SAR test positions, SAR is measured in the transmission mode determined by the initial test configuration.

When the *reported* SAR of the initial test configuration is > 0.8 W/kg, SAR measurement is required for subsequent next highest measured output power channel(s) in the initial test configuration until *reported* SAR is ≤ 1.2 W/kg or all required channels are tested.

7.2.3.4 Subsequent Test Configuration Procedures

SAR measurement requirements for the remaining 802.11 transmission mode configurations that have not been tested in the initial test configuration are determined separately for each standalone and aggregated frequency band, in each exposure condition, according to the maximum output power specified for production units. The initial test position procedure is applied to next to the ear, UMPC mini-tablet and hotspot mode configurations. When the same maximum output power is specified for multiple transmission modes, additional power measurements may be required to determine if SAR measurements are required for subsequent highest output power channels in a subsequent test configuration. The subsequent test configuration and SAR measurement procedures are described in the following.

- 1) . When SAR test exclusion provisions of KDB Publication 447498 are applicable and SAR measurement is not required for the initial test configuration, SAR is also not required for the next highest maximum output power transmission mode subsequent test configuration(s) in that frequency band or aggregated



Unless otherwise agreed in writing, this document is issued by the Company subject to its General Conditions of Service printed overleaf, available on request or accessible at <http://www.sgs.com/en/Terms-and-Conditions.aspx> and, for electronic format documents, subject to Terms and Conditions for Electronic Documents at <http://www.sgs.com/en/Terms-and-Conditions/Terms-e-Documents.aspx>. Attention is drawn to the limitation of liability, indemnification and jurisdiction issues defined therein. Any holder of this document is advised that information contained hereon reflects the Company's findings at the time of its intervention only and within the limits of Client's instructions, if any. The Company's sole responsibility is to its Client and this document does not exonerate parties to a transaction from exercising all their rights and obligations under the transaction documents. This document cannot be reproduced except in full, without prior written approval of the Company. Any unauthorized alteration, forgery or falsification of the content or appearance of this document is unlawful and offenders may be prosecuted to the fullest extent of the law. Unless otherwise stated the results shown in this test report refer only to the sample(s) tested and such sample(s) are retained for 30 days only.

Attention: To check the authenticity of testing/inspection report & certificate, please contact us at telephone: (86-755) 8307 1443, or email: CN.Doccheck@sgs.com

South of No. 6 Plant, No. 1, Purushang Road, Suzhou Industrial Park, Suzhou Area, China (Jiangsu) Pilot Free Trade Zone 215000 t (86-512) 62992980 www.sgs.com.cn
 中国·苏州·中国 (江苏) 自由贸易试验区苏州片区苏州工业园区润雅路1号的6号厂房南座 邮编: 215000 t (86-512) 62992980 sgs.china@sgs.com

band and exposure configuration.

- 2) . When the highest *reported* SAR for the initial test configuration (when applicable, include subsequent highest output channels), according to the initial test position or fixed exposure position requirements, is adjusted by the ratio of the subsequent test configuration to initial test configuration specified maximum output power and the adjusted SAR is ≤ 1.2 W/kg, SAR is not required for that subsequent test configuration.
- 3) . The number of channels in the initial test configuration and subsequent test configuration can be different due to differences in channel bandwidth. When SAR measurement is required for a subsequent test configuration and the channel bandwidth is smaller than that in the initial test configuration, all channels in the subsequent test configuration that overlap with the larger bandwidth channel tested in the initial test configuration should be used to determine the highest maximum output power channel. This step requires additional power measurement to identify the highest maximum output power channel in the subsequent test configuration to determine SAR test reduction.
 - a) SAR should first be measured for the channel with highest measured output power in the subsequent test configuration.
 - b) SAR for subsequent highest measured maximum output power channels in the subsequent test configuration is required only when the *reported* SAR of the preceding higher maximum output power channel(s) in the subsequent test configuration is > 1.2 W/kg or until all required channels are tested. i) For channels with the same measured maximum output power, SAR should be measured using the channel closest to the center frequency of the larger channel bandwidth channel in the initial test configuration.
- 4) . SAR measurements for the remaining highest specified maximum output power OFDM transmission mode configurations that have not been tested in the initial test configuration (highest maximum output) or subsequent test configuration(s) (subsequent next highest maximum output power) is determined by recursively applying the subsequent test configuration procedures in this section to the remaining configurations according to the following:
 - a) replace “subsequent test configuration” with “next subsequent test configuration” (i.e., subsequent next highest specified maximum output power configuration)
 - b) replace “initial test configuration” with “all tested higher output power configurations”



Unless otherwise agreed in writing, this document is issued by the Company subject to its General Conditions of Service printed overleaf, available on request or accessible at <http://www.sgs.com/en/Terms-and-Conditions.aspx> and, for electronic format documents, subject to Terms and Conditions for Electronic Documents at <http://www.sgs.com/en/Terms-and-Conditions/Terms-e-Documents.aspx>. Attention is drawn to the limitation of liability, indemnification and jurisdiction issues defined therein. Any holder of this document is advised that information contained hereon reflects the Company's findings at the time of its intervention only and within the limits of Client's instructions, if any. The Company's sole responsibility is to its Client and this document does not exonerate parties to a transaction from exercising all their rights and obligations under the transaction documents. This document cannot be reproduced except in full, without prior written approval of the Company. Any unauthorized alteration, forgery or falsification of the content or appearance of this document is unlawful and offenders may be prosecuted to the fullest extent of the law. Unless otherwise stated the results shown in this test report refer only to the sample(s) tested and such sample(s) are retained for 30 days only.

Attention: To check the authenticity of testing /inspection report & certificate, please contact us at telephone: (86-755) 8307 1443, or email: CN.Doccheck@sgs.com

South of No. 6 Plant, No. 1, Rurong Road, Suzhou Industrial Park, Suzhou Area, China (Jiangsu) Pilot Free Trade Zone 215000
 中国·苏州·中国 (江苏) 自由贸易试验区苏州片区苏州工业园区润融路1号的6号厂房南座 邮编: 215000

t (86-512) 62992980 www.sgs.com.cn
 t (86-512) 62992980 sgs.china@sgs.com

7.2.3.5 2.4 GHz WiFi SAR Procedures

Separate SAR procedures are applied to DSSS and OFDM configurations in the 2.4 GHz band to simplify DSSS test requirements. For 802.11b DSSS SAR measurements, DSSS SAR procedure applies to fixed exposure test position and initial test position procedure applies to multiple exposure test positions. When SAR measurement is required for an OFDM configuration, the initial test configuration, subsequent test configuration and initial test position procedures are applied. The SAR test exclusion requirements for 802.11g/n OFDM configurations are described in following.

- **802.11b DSSS SAR Test Requirements**

SAR is measured for 2.4 GHz 802.11b DSSS using either a fixed test position or, when applicable, the initial test position procedure. SAR test reduction is determined according to the following:

- 1) . When the reported SAR of the highest measured maximum output power channel for the exposure configuration is ≤ 0.8 W/kg, no further SAR testing is required for 802.11b DSSS in that exposure configuration.
- 2) . When the reported SAR is > 0.8 W/kg, SAR is required for that exposure configuration using the next highest measured output power channel. When any reported SAR is > 1.2 W/kg, SAR is required for the third channel; i.e., all channels require testing.

- **2.4 GHz 802.11g/n OFDM SAR Test Exclusion Requirements**

When SAR measurement is required for 2.4 GHz 802.11g/n OFDM configurations, the measurement and test reduction procedures for OFDM are applied (section 5.3, including sub-sections). SAR is not required for the following 2.4 GHz OFDM conditions.

- 1) . When KDB Publication 447498 SAR test exclusion applies to the OFDM configuration.
- 2) . When the highest reported SAR for DSSS is adjusted by the ratio of OFDM to DSSS specified maximum output power and the adjusted SAR is ≤ 1.2 W/kg.

- **SAR Test Requirements for OFDM configurations**

When SAR measurement is required for 802.11 g/n OFDM configurations, each standalone and frequency aggregated band is considered separately for SAR test reduction. In applying the initial test configuration and subsequent test configuration procedures, the 802.11 transmission configuration with the highest specified maximum output power and the channel within a test configuration with the highest measured maximum output power should be clearly distinguished to apply the procedures.



Unless otherwise agreed in writing, this document is issued by the Company subject to its General Conditions of Service printed overleaf, available on request or accessible at <http://www.sgs.com/en/Terms-and-Conditions.aspx> and, for electronic format documents, subject to Terms and Conditions for Electronic Documents at <http://www.sgs.com/en/Terms-and-Conditions/Terms-e-Documents.aspx>. Attention is drawn to the limitation of liability, indemnification and jurisdiction issues defined therein. Any holder of this document is advised that information contained hereon reflects the Company's findings at the time of its intervention only and within the limits of Client's instructions, if any. The Company's sole responsibility is to its Client and this document does not exonerate parties to a transaction from exercising all their rights and obligations under the transaction documents. This document cannot be reproduced except in full, without prior written approval of the Company. Any unauthorized alteration, forgery or falsification of the content or appearance of this document is unlawful and offenders may be prosecuted to the fullest extent of the law. Unless otherwise stated the results shown in this test report refer only to the sample(s) tested and such sample(s) are retained for 30 days only.
 Attention: To check the authenticity of testing /inspection report & certificate, please contact us at telephone: (86-755) 8307 1443, or email: CN.Doccheck@sgs.com

South of No. 6 Plant, No. 1, Rurong Road, Suzhou Industrial Park, Suzhou Area, China (Jiangsu) Pilot Free Trade Zone 215000 t (86-512) 62992980 www.sgsgroup.com.cn
 中国·苏州·中国 (江苏) 自由贸易试验区苏州片区苏州工业园区润融路1号的6号厂房南座 邮编: 215000 t (86-512) 62992980 sgs.china@sgs.com

7.2.4 LTE Test Configuration

LTE modes were tested according to FCC KDB 941225 D05 publication. Please see notes after the tabulated SAR data for required test configurations. Establishing connections with base station simulators ensure a consistent means for testing SAR and are recommended for evaluating SAR [4]. The Anritsu MT8820C was used for LTE output power measurements and SAR testing. Max power control was used so the UE transmits with maximum output power during SAR testing. SAR must be measured with the maximum TTI (transmit time interval) supported by the device in each LTE configuration.

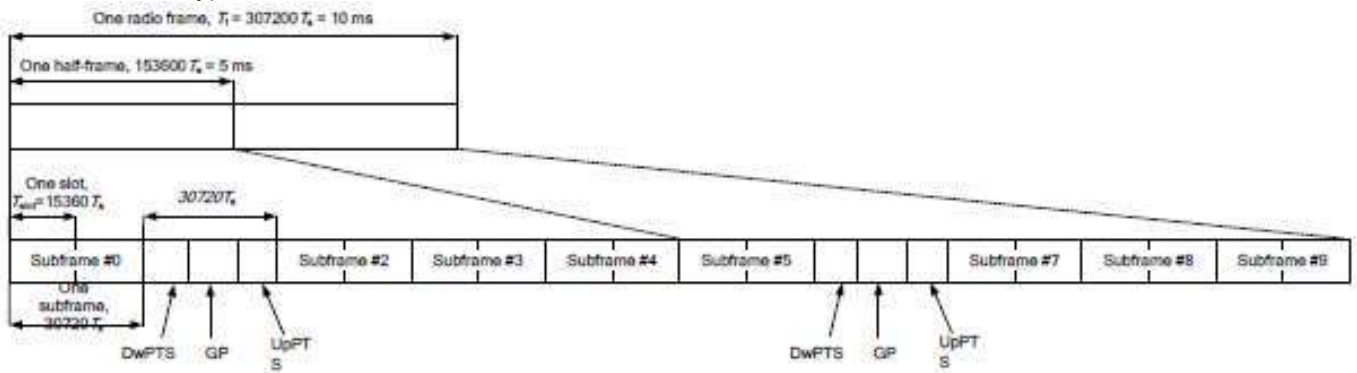
TDD LTE test consideration

For Time-Division Duplex (TDD) systems, SAR must be tested using a fixed periodic duty factor according to the highest transmission duty factor implemented for the device and supported by the defined 3GPP LTE TDD configurations.

SAR was tested with the highest transmission duty factor (63.33%) using Uplink-downlink configuration 0 and Special subframe configuration 7.

LTE TDD Band support 3GPP TS 36.211 section 4.2 for Type 2 Frame Structure and Table 4.2-2 for uplink-downlink configurations and Table 4.2-1 for Special subframe configurations.

Frame structure type 2:



Unless otherwise agreed in writing, this document is issued by the Company subject to its General Conditions of Service printed overleaf, available on request or accessible at <http://www.sgs.com/en/Terms-and-Conditions.aspx> and, for electronic format documents, subject to Terms and Conditions for Electronic Documents at <http://www.sgs.com/en/Terms-and-Conditions/Terms-e-Documents.aspx>. Attention is drawn to the limitation of liability, indemnification and jurisdiction issues defined therein. Any holder of this document is advised that information contained hereon reflects the Company's findings at the time of its intervention only and within the limits of Client's instructions, if any. The Company's sole responsibility is to its Client and this document does not exonerate parties to a transaction from exercising all their rights and obligations under the transaction documents. This document cannot be reproduced except in full, without prior written approval of the Company. Any unauthorized alteration, forgery or falsification of the content or appearance of this document is unlawful and offenders may be prosecuted to the fullest extent of the law. Unless otherwise stated the results shown in this test report refer only to the sample(s) tested and such sample(s) are retained for 30 days only.

Attention: To check the authenticity of testing /inspection report & certificate, please contact us at telephone: (86-755) 8307 1443, or email: CN.Doccheck@sgs.com

South of No. 6 Plant, No. 1, Rurong Road, Suzhou Industrial Park, Suzhou Area, China (Jiangsu) Pilot Free Trade Zone 215000 t (86-512) 62992980 www.sgs.com.cn
 中国·苏州·中国 (江苏) 自由贸易试验区苏州片区苏州工业园区润融路1号的6号厂房南楼 邮编: 215000 t (86-512) 62992980 sgs.china@sgs.com

Configuration of special subframe (lengths of DwPTS/GP/UpPTS).

| Special subframe configuration | Normal cyclic prefix in downlink | | | Extended cyclic prefix in downlink | | |
|--------------------------------|----------------------------------|--------------------------------|----------------------------------|------------------------------------|--------------------------------|----------------------------------|
| | DwPTS | UpPTS | | DwPTS | UpPTS | |
| | | Normal cyclic prefix in uplink | Extended cyclic prefix in uplink | | Normal cyclic prefix in uplink | Extended cyclic prefix in uplink |
| 0 | 6592.Ts | 2192.Ts | 2560.Ts | 7680.Ts | 2192.Ts | 2560.Ts |
| 1 | 19760.Ts | | | 20480.Ts | | |
| 2 | 21952.Ts | | | 23040.Ts | | |
| 3 | 24144.Ts | | | 25600.Ts | | |
| 4 | 26336.Ts | 4384.Ts | 5120.Ts | 7680.Ts | 4384.Ts | 5120.Ts |
| 5 | 6592.Ts | | | 20480.Ts | | |
| 6 | 19760.Ts | | | 23040.Ts | | |
| 7 | 21952.Ts | | | 25600.Ts | | |
| 8 | 24144.Ts | | | - | | |
| 9 | 13168.Ts | | | - | | |

Uplink-downlink configurations.

| Uplink-downlink configuration | Downlink-to-Uplink Switch-point periodicity | Subframe number | | | | | | | | | |
|-------------------------------|---|-----------------|---|---|---|---|---|---|---|---|---|
| | | 0 | 1 | 2 | 3 | 4 | 5 | 6 | 7 | 8 | 9 |
| 0 | 5 ms | D | S | U | U | U | D | S | U | U | U |
| 1 | 5 ms | D | S | U | U | D | D | S | U | U | D |
| 2 | 5 ms | D | S | U | D | D | D | S | U | D | D |
| 3 | 10 ms | D | S | U | U | U | D | D | D | D | D |
| 4 | 10 ms | D | S | U | U | D | D | D | D | D | D |
| 5 | 10 ms | D | S | U | D | D | D | D | D | D | D |
| 6 | 5 ms | D | S | U | U | U | D | S | U | U | D |

Calculated Duty Cycle=[Extended cyclic prefix in uplink x (Ts) x # of S + # of U]/10ms

| Uplink-Downlink Configuration | Downlink-to-Uplink Switch-point Periodicity | Subframe Number | | | | | | | | | | Calculated Duty Cycle (%) |
|-------------------------------|---|-----------------|---|---|---|---|---|---|---|---|---|---------------------------|
| | | 0 | 1 | 2 | 3 | 4 | 5 | 6 | 7 | 8 | 9 | |
| 0 | 5 ms | D | S | U | U | U | D | S | U | U | U | 63.33 |
| 1 | 5 ms | D | S | U | U | D | D | S | U | U | D | 43.33 |
| 2 | 5 ms | D | S | U | D | D | D | S | U | D | D | 23.33 |
| 3 | 10 ms | D | S | U | U | U | D | D | D | D | D | 31.67 |
| 4 | 10 ms | D | S | U | U | D | D | D | D | D | D | 21.67 |
| 5 | 10 ms | D | S | U | D | D | D | D | D | D | D | 11.67 |
| 6 | 5 ms | D | S | U | U | U | D | S | U | U | D | 53.33 |



Unless otherwise agreed in writing, this document is issued by the Company subject to its General Conditions of Service printed overleaf, available on request or accessible at <http://www.sgs.com/en/Terms-and-Conditions.aspx> and, for electronic format documents, subject to Terms and Conditions for Electronic Documents at <http://www.sgs.com/en/Terms-and-Conditions/Terms-e-Documents.aspx>. Attention is drawn to the limitation of liability, indemnification and jurisdiction issues defined therein. Any holder of this document is advised that information contained hereon reflects the Company's findings at the time of its intervention only and within the limits of Client's instructions, if any. The Company's sole responsibility is to its Client and this document does not exonerate parties to a transaction from exercising all their rights and obligations under the transaction documents. This document cannot be reproduced except in full, without prior written approval of the Company. Any unauthorized alteration, forgery or falsification of the content or appearance of this document is unlawful and offenders may be prosecuted to the fullest extent of the law. Unless otherwise stated the results shown in this test report refer only to the sample(s) tested and such sample(s) are retained for 30 days only.

Attention: To check the authenticity of testing/inspection report & certificate, please contact us at telephone: (86-755) 8307 1443, or email: CN.Doccheck@sgs.com

South of No. 6 Plant, No. 1, Rurong Road, Suzhou Industrial Park, Suzhou Area, China (Jiangsu) Pilot Free Trade Zone 215000 t (86-512) 62992980 www.sgs.com.cn
 中国·苏州·中国 (江苏) 自由贸易试验区苏州片区苏州工业园区润融路1号的6号厂房南楼 邮编: 215000 t (86-512) 62992980 sgs.china@sgs.com

A) Spectrum Plots for RB Configurations

A properly configured base station simulator was used for SAR tests and power measurements. Therefore, spectrum plots for RB configurations were not required to be included in this report.

B) MPR

MPR is permanently implemented for this device by the manufacturer. The specific manufacturer target MPR is indicated alongside the SAR results. MPR is enabled for this device, according to 3GPP TS36.101 Section 6.2.3 – 6.2.5 under Table 6.2.3-1.

| Modulation | Channel bandwidth / Transmission bandwidth (N _{RB}) | | | | | | MPR (dB) |
|------------|---|---------|-------|--------|--------|--------|----------|
| | 1.4 MHz | 3.0 MHz | 5 MHz | 10 MHz | 15 MHz | 20 MHz | |
| QPSK | > 5 | > 4 | > 8 | > 12 | > 16 | > 18 | ≤ 1 |
| 16 QAM | ≤ 5 | ≤ 4 | ≤ 8 | ≤ 12 | ≤ 16 | ≤ 18 | ≤ 1 |
| 64 QAM | > 5 | > 4 | > 8 | > 12 | > 16 | > 18 | ≤ 2 |
| 64 QAM | ≤ 5 | ≤ 4 | ≤ 8 | ≤ 12 | ≤ 16 | ≤ 18 | ≤ 2 |
| 64 QAM | > 5 | > 4 | > 8 | > 12 | > 16 | > 18 | ≤ 3 |

C) A-MPR

A-MPR (Additional MPR) has been disabled for all SAR tests by setting NS=01 on the base station simulator.

D) Largest channel bandwidth standalone SAR test requirements

1) QPSK with 1 RB allocation

Start with the largest channel bandwidth and measure SAR for QPSK with 1 RB allocation, using the RB offset and required test channel combination with the highest maximum output power for RB offsets at the upper edge, middle and lower edge of each required test channel. When the reported SAR is ≤ 0.8 W/kg, testing of the remaining RB offset configurations and required test channels is not required for 1 RB allocation; otherwise, SAR is required for the remaining required test channels and only for the RB offset configuration with the highest output power for that channel. When the reported SAR of a required test channel is > 1.45 W/kg, SAR is required for all three RB offset configurations for that required test channel.

2) QPSK with 50% RB allocation

The procedures required for 1 RB allocation in 1) are applied to measure the SAR for QPSK with 50% RB allocation.

3) QPSK with 100% RB allocation

For QPSK with 100% RB allocation, SAR is not required when the highest maximum output power for 100 % RB allocation is less than the highest maximum output power in 50% and 1 RB allocations and the highest reported SAR for 1 RB and 50% RB allocation in 1) and 2) are ≤ 0.8 W/kg. Otherwise, SAR is measured for the highest output power channel and if the reported SAR is > 1.45 W/kg, the remaining required test channels must also be tested.

4) Higher order modulations

For each modulation besides QPSK; e.g., 16-QAM, 64-QAM, apply the QPSK procedures in above sections to determine the QAM configurations that may need SAR measurement. For each configuration identified as required for testing, SAR is required only when the highest maximum output power for the configuration in the higher order modulation is > ½ dB higher than the same configuration in QPSK or when the reported SAR for the QPSK configuration is > 1.45 W/kg.

E) Other channel bandwidth standalone SAR test requirements

For the other channel bandwidths used by the device in a frequency band, apply all the procedures required for the largest channel bandwidth in section A) to determine the channels and RB configurations that need SAR testing and only measure SAR when the highest maximum output power of a configuration requiring testing in the smaller channel bandwidth is > ½ dB higher than the equivalent channel configurations in the largest channel bandwidth configuration or the reported SAR of a configuration for the largest channel bandwidth is > 1.45 W/kg.



7.2.5 NR Band Test Configuration

1. NR Band n5/n7/n38/n41/n66/n77/n78 support SA mode and n5/n7/n38/n41/n66/n78 support NSA mode. LTE+NR Band operations are possible only with LTE under EN-DC mode and the operations are possible as following table:

| Band/Antenna | LTE Band 2 | | LTE Band 5 | | LTE Band 26 | | LTE Band 7 | | LTE Band 12 | | LTE Band 66 | | LTE Band 38 | | LTE Band 41 | | |
|--------------|------------|------|------------|------|-------------|------|------------|------|-------------|------|-------------|------|-------------|------|-------------|------|--|
| | Ant0 | Ant4 | Ant0 | Ant4 | Ant0 | Ant4 | Ant0 | Ant4 | Ant0 | Ant4 | Ant0 | Ant4 | Ant0 | Ant4 | Ant0 | Ant4 | |
| n5 | Ant0 | | | | | | | √ | | | | | | | | | |
| | Ant4 | | | | | | | | | | | | | | | | |
| n7 | Ant0 | | | | | | | | | | | | | | | | |
| | Ant4 | | | | | | | | | | √ | | | | | | |
| n38 | Ant0 | | | | | | | | | | | √ | | | | | |
| | Ant4 | | | | | | | | | | √ | | | | | | |
| n41 | Ant0 | | | | | | | | | | | | | | | | |
| | Ant4 | | | | | √ | | | | | | √ | | | | | |
| n66 | Ant0 | | √ | | | | | | | | | | | | | | |
| | Ant4 | | | √ | | | | | | √ | | | | | | | |
| n78 | Ant3 | √ | | √ | | √ | | √ | | | | √ | | √ | | √ | |
| | Ant5 | √ | | √ | | √ | | √ | | | | √ | | √ | | √ | |



Unless otherwise agreed in writing, this document is issued by the Company subject to its General Conditions of Service printed overleaf, available on request or accessible at <http://www.sgs.com/en/Terms-and-Conditions.aspx> and, for electronic format documents, subject to Terms and Conditions for Electronic Documents at <http://www.sgs.com/en/Terms-and-Conditions/Terms-e-Documents.aspx>. Attention is drawn to the limitation of liability, indemnification and jurisdiction issues defined therein. Any holder of this document is advised that information contained hereon reflects the Company's findings at the time of its intervention only and within the limits of Client's instructions, if any. The Company's sole responsibility is to its Client and this document does not exonerate parties to a transaction from exercising all their rights and obligations under the transaction documents. This document cannot be reproduced except in full, without prior written approval of the Company. Any unauthorized alteration, forgery or falsification of the content or appearance of this document is unlawful and offenders may be prosecuted to the fullest extent of the law. Unless otherwise stated the results shown in this test report refer only to the sample(s) tested and such sample(s) are retained for 30 days only.

Attention: To check the authenticity of testing /inspection report & certificate, please contact us at telephone: (86-755) 8307 1443, or email: CN.Doccheck@sgs.com

South of No. 6 Plant, No. 1, Rurong Road, Suzhou Industrial Park, Suzhou Area, China (Jiangsu) Pilot Free Trade Zone 215000 t (86-512) 62992980 www.sgs.com.cn
 中国·苏州·中国(江苏)自由贸易试验区苏州片区苏州工业园区润雅路1号的6号厂房南楼 邮编: 215000 t (86-512) 62992980 sgs.china@sgs.com

2. The general information supported by the NR band is as following table:

| Band | | n5 | n7 | n38 | n41 | N66 | n77 | n78 |
|------------|------------|-----------|------|------|------|------|------------|------------|
| Modulation | DFT-s-OFDM | PI/2 BPSK | Yes | Yes | Yes | Yes | Yes | Yes |
| | | QPSK | Yes | Yes | Yes | Yes | Yes | Yes |
| | | 16QAM | Yes | Yes | Yes | Yes | Yes | Yes |
| | | 64QAM | Yes | Yes | Yes | Yes | Yes | Yes |
| | CP-OFDM | 256QAM | Yes | Yes | Yes | Yes | Yes | Yes |
| | | QPSK | Yes | Yes | Yes | Yes | Yes | Yes |
| | | 16QAM | Yes | Yes | Yes | Yes | Yes | Yes |
| | | 64QAM | Yes | Yes | Yes | Yes | Yes | Yes |
| Duty Cycle | | 100% | 100% | 100% | 100% | 100% | PC2/3 100% | PC2/3 100% |

| Band | SCS | Bandwidth | | | | | | | | | | | | |
|---------|-----------|-----------|-----------|-----------|-----------|-----------|-----------|-----------|-----------|-----------|-----------|-----------|-----------|------------|
| | | 5Mh z | 10Mh z | 15Mh z | 20Mh z | 25Mh z | 30Mh z | 40Mh z | 50Mh z | 60Mh z | 70Mh z | 80Mh z | 90Mh z | 100Mh z |
| n5 | 15KH Z | Yes | Yes | Yes | Yes | N/A | N/A | N/A | N/A | N/A | N/A | N/A | N/A | N/A |
| n7 | 15KH Z | Yes | Yes | Yes | Yes | N/A | N/A | N/A | N/A | N/A | N/A | N/A | N/A | N/A |
| n66-SA | 15KH Z | Yes | Yes | Yes | Yes | N/A | N/A | N/A | N/A | N/A | N/A | N/A | N/A | N/A |
| n66-NSA | 15KH Z | Yes | Yes | Yes | Yes | N/A | Yes | N/A | N/A | N/A | N/A | N/A | N/A | N/A |
| n38 | 30KH Z | N/A | N/A | N/A | Yes | N/A | Yes | Yes | N/A | N/A | N/A | N/A | N/A | N/A |
| n41 | 30KH Z | N/A | N/A | N/A | Yes | N/A | Yes | Yes | Yes | Yes | Yes | Yes | Yes | Yes |
| n77 | 30KH Z | N/A | N/A | N/A | Yes | N/A | Yes | Yes | N/A | Yes | N/A | Yes | N/A | Yes |
| n78 | 30KH Z | N/A | N/A | N/A | Yes | N/A | Yes | Yes | Yes | Yes | Yes | Yes | Yes | Yes |



Unless otherwise agreed in writing, this document is issued by the Company subject to its General Conditions of Service printed overleaf, available on request or accessible at <http://www.sgs.com/en/Terms-and-Conditions.aspx> and, for electronic format documents, subject to Terms and Conditions for Electronic Documents at <http://www.sgs.com/en/Terms-and-Conditions/Terms-e-Documents.aspx>. Attention is drawn to the limitation of liability, indemnification and jurisdiction issues defined therein. Any holder of this document is advised that information contained hereon reflects the Company's findings at the time of its intervention only and within the limits of Client's instructions, if any. The Company's sole responsibility is to its Client and this document does not exonerate parties to a transaction from exercising all their rights and obligations under the transaction documents. This document cannot be reproduced except in full, without prior written approval of the Company. Any unauthorized alteration, forgery or falsification of the content or appearance of this document is unlawful and offenders may be prosecuted to the fullest extent of the law. Unless otherwise stated the results shown in this test report refer only to the sample(s) tested and such sample(s) are retained for 30 days only.

Attention: To check the authenticity of testing /inspection report & certificate, please contact us at telephone: (86-755) 8307 1443, or email: CN.Doccheck@sgs.com

South of No. 6 Plant, No. 1, Rurong Road, Suzhou Industrial Park, Suzhou Area, China (Jiangsu) Pilot Free Trade Zone 215000
 中国·苏州·中国(江苏)自由贸易试验区苏州片区苏州工业园区润隆路1号的6号厂房南楼 邮编: 215000

t (86-512) 62992980 www.sgs.com.cn
 t (86-512) 62992980 sgs.china@sgs.com

3. For 5G NR test procedure was following step similar FCC KDB 941225 D05:
 - a. For DFT-OFDM and CP-OFDM output power measurement reduction, according to 3GPP 38.101 maximum power reduction for power class 3, the CP-OFDM mode will not higher than DFT-OFDM mode, therefore, similar FCC KDB 941225 D05 procedure for other modulation output power for each RB allocation configuration is > not ½ dB higher than the same configuration in DFT-QPSK and the reported SAR for the DFT-QPSK configuration is ≤ 1.45 W/kg; CP-OFDM testing is not required.
 - b. For DFT-OFDM output power measurement reduction, according to 38.101 maximum power reduction for power class 3, for PI/2 BPSK/16QAM/64QMA/256QAM and smaller bandwidth output power will spot check largest channel bandwidth worst RB configuration to ensure the PI/2 BPSK/16QAM/64QMA/256QAM and smaller bandwidth output power will not ½ dB higher than the same configuration in the largest supported bandwidth.
 - c. SAR testing start with the largest SCS and largest channel bandwidth and measure SAR for QPSK with 1 RB allocation, using the RB offset and required test channel combination with the highest maximum output power for RB offsets at the upper edge, middle and lower edge of each required test channel.
 - d. 50% RB allocation for QPSK SAR testing follows 1RB QPSK allocation procedure
 - e. QPSK with 100% RB allocation, SAR is not required when the highest maximum output power for 100 % RB allocation is less than the highest maximum output power in 50% and 1 RB allocations and the highest reported SAR for 1 RB and 50% RB allocation are ≤ 0.8 W/kg. Otherwise, SAR is measured for the highest output power channel; and if the reported SAR is > 1.45 W/kg, the remaining required test channels must also be tested.
 - f. PI/2 BPSK/16QAM/64QAM/256QAM output powers according to 3GPP MPR will not ½ dB higher than the same configuration in QPSK, also reported SAR for the QPSK configuration is less than 1.45 W/kg, PI/2 BPSK/16QAM/64QAM/256QAM SAR testing are not required.
 - g. Smaller SCS/bandwidth output power for each RB allocation configuration for this device will not ½ dB higher than the same configuration in the largest supported bandwidth, and the reported SAR for the largest supported bandwidth is ≤ 1.45 W/kg, smaller bandwidth SAR testing is not required for this device



Unless otherwise agreed in writing, this document is issued by the Company subject to its General Conditions of Service printed overleaf, available on request or accessible at <http://www.sgs.com/en/Terms-and-Conditions.aspx> and, for electronic format documents, subject to Terms and Conditions for Electronic Documents at <http://www.sgs.com/en/Terms-and-Conditions/Terms-e-Documents.aspx>. Attention is drawn to the limitation of liability, indemnification and jurisdiction issues defined therein. Any holder of this document is advised that information contained hereon reflects the Company's findings at the time of its intervention only and within the limits of Client's instructions, if any. The Company's sole responsibility is to its Client and this document does not exonerate parties to a transaction from exercising all their rights and obligations under the transaction documents. This document cannot be reproduced except in full, without prior written approval of the Company. Any unauthorized alteration, forgery or falsification of the content or appearance of this document is unlawful and offenders may be prosecuted to the fullest extent of the law. Unless otherwise stated the results shown in this test report refer only to the sample(s) tested and such sample(s) are retained for 30 days only.

Attention: To check the authenticity of testing/inspection report & certificate, please contact us at telephone: (86-755) 8307 1443, or email: CN.Doccheck@sgs.com

South of No. 6 Plant, No. 1, Rurong Road, Suzhou Industrial Park, Suzhou Area, China (Jiangsu) Pilot Free Trade Zone 215000 t (86-512) 62992980 www.sgsgroup.com.cn
 中国·苏州·中国(江苏)自由贸易试验区苏州片区苏州工业园区润融路1号的6号厂房南座 邮编: 215000 t (86-512) 62992980 sgs.china@sgs.com

4. MPR

MPR is permanently implemented for this device by the manufacturer. The specific manufacturer target MPR is indicated alongside the SAR results. MPR is enabled for this device, according to 3GPP TS 38.101-1 Section 6.2.2 under Table 6.2.2 -1.

| Modulation | | MPR (dB) | | |
|------------|-----------|---------------------|----------------------|----------------------|
| | | Edge RB allocations | Outer RB allocations | Inner RB allocations |
| DFT-s-OFDM | PI/2 BPSK | $\leq 3.5^1$ | $\leq 1.2^1$ | $\leq 0.2^1$ |
| | | $\leq 0.5^2$ | $\leq 0.5^2$ | 0^2 |
| | QPSK | ≤ 1 | | 0 |
| | 16 QAM | ≤ 2 | | ≤ 1 |
| | 64 QAM | | ≤ 2.5 | |
| | 256 QAM | | ≤ 4.5 | |
| CP-OFDM | QPSK | ≤ 3 | | ≤ 1.5 |
| | 16 QAM | ≤ 3 | | ≤ 2 |
| | 64 QAM | | ≤ 3.5 | |
| | 256 QAM | | ≤ 6.5 | |

NOTE 1: Applicable for UE operating in TDD mode with Pi/2 BPSK modulation and UE indicates support for UE capability powerBoosting-pi2BPSK and if the IE powerBoostPi2BPSK is set to 1 and 40 % or less slots in radio frame are used for UL transmission for bands n40, n41, n77, n78 and n79. The reference power of 0 dB MPR is 26dBm.

NOTE 2: Applicable for UE operating in FDD mode, or in TDD mode in bands other than n40, n41, n77, n78 and n79 with Pi/2 BPSK modulation and if the IE powerBoostPi2BPSK is set to 0 and if more than 40 % of slots in radio frame are used for UL transmission for bands n40, n41, n77, n78 and n79.

5. For FDD NR Band operation does not have the fixed UL/DL frame structure, but during the transmitting/ receiving it can be operated in the slot structure of 100% UL duty cycle, we are proposing the conservative way to evaluate SAR at 100% duty cycle. For the purpose of test NR Band standalone SAR, and also test SAR level at 100% TX duty cycle.

6. For 5G NR Sub6GHz SISO Mode, SAR Test plan as below:

- 1) For 5G NR NSA mode with the same UL EN_DC combination but different DL EN_DC combinations, eg: EN-DC configuration: UL DC_7A_n5 (UL two bands) with DL DC_7C_n5 (DL two bands)

a) The UL EN-DC configuration, including the Tx antenna configuration, RF path, the channel bandwidth and other operating parameters are the same.

b) The maximum output power, including tolerance, for the UL EN-DC configuration with DL two or more bands must be \leq the same UL EN-DC configuration with DL two bands only to qualify for the SAR test exclusion.

7. For EN-DC SAR, as the existing SAR test system cannot test the multiple different frequency bands simultaneous Transmission SAR at the same time, we suggest that the conservative “max + max” multi-Tx and SAR scaling method can be used to evaluate the inter-band Uplink EN-DC SAR from standalone SAR test results of each LTE and NR EN-DC component band and the conservative “max + max” multi-Tx method to combine the scaled SAR value from each EN-DC component band as the inter-band Uplink EN-DC SAR. All Simultaneous Transmission Scenarios will be evaluated independently in the final SAR report.

8. When the reported SAR for and EN DC configuration is greater than 1.2 W/kg, EN DC SAR is also required for other NR based test channels.

9. EN DC SAR is also required for standalone NR configurations greater than 1.2 W/kg when scaled to the EN DC power level.



Unless otherwise agreed in writing, this document is issued by the Company subject to its General Conditions of Service printed overleaf, available on request or accessible at <http://www.sgs.com/en/Terms-and-Conditions.aspx> and, for electronic format documents, subject to Terms and Conditions for Electronic Documents at <http://www.sgs.com/en/Terms-and-Conditions/Terms-e-Documents.aspx>. Attention is drawn to the limitation of liability, indemnification and jurisdiction issues defined therein. Any holder of this document is advised that information contained hereon reflects the Company's findings at the time of its intervention only and within the limits of Client's instructions, if any. The Company's sole responsibility is to its Client and this document does not exonerate parties to a transaction from exercising all their rights and obligations under the transaction documents. This document cannot be reproduced except in full, without prior written approval of the Company. Any unauthorized alteration, forgery or falsification of the content or appearance of this document is unlawful and offenders may be prosecuted to the fullest extent of the law. Unless otherwise stated the results shown in this test report refer only to the sample(s) tested and such sample(s) are retained for 30 days only.

Attention: To check the authenticity of testing/inspection report & certificate, please contact us at telephone: (86-755) 8307 1443, or email: CN.Doccheck@sgs.com

8 Test Result

8.1 Measurement of RF conducted Power

The detailed conducted power table can refer to Appendix E.

Note:

- 1) . For GSM SAR the time based average power is relevant. The difference in between depends on the duty cycle of the TDMA signal:

| No. of timeslots | 1 | 2 | 3 | 4 |
|--|-------|--------|--------|---------|
| Duty Cycle | 1:8.3 | 1:4.15 | 1:2.77 | 1:2.075 |
| Time based avg. power compared to slotted avg. power | -9.19 | -6.18 | -4.42 | -3.17 |

- 2) . The frame-averaged power is linearly proportion to the slot number configured and it is linearly scaled the maximum burst-averaged power based on time slots. The calculated method is shown as below:
 Frame-averaged power = 10 x log (Burst-averaged power mW x Slot used / 8
- 3) . When the maximum output power variation across the required test channels is > ½ dB, instead of the middle channel, the highest output power channel must be used
- 4) . According to FCC guidance, the output power with uplink CA active was measured for the high / middle / low channel configuration with the highest reported SAR for each exposure condition, the power was measured with wideband signal integration over both component carriers.
- 5) . In applying the power measurement procedures of KDB 941225 D05A for DL CA to qualify for UL SAR test exclusion, power measurement is required only for the subset in each row with the largest combination of frequency bands and CCs.
- 6) . Maximum output power measurement is required for each UL CA configuration for the required test channels described in KDB 941225 D05.
- 7) . Conducted power measurement results of downlink LTE carrier aggregation are provided to quantify downlink only carrier aggregation SAR test exclusion per KDB 941225 D05A. Uplink maximum output power is measured with downlink carrier aggregation active, using the channel with highest measured maximum output power when downlink carrier aggregation is inactive, to confirm that when downlink carrier aggregation is active uplink maximum output power remains within the specified tune-up tolerance limits and not more than ¼ dB higher than the maximum output power measured when downlink carrier aggregation inactive, therefore SAR evaluation with downlink carrier aggregation can be excluded.
 The possible downlink LTE CA combinations supported by this device are as below tables per 3GPP TS 36.101 V15.4.0. The detailed conducted power measurement results of downlink LTE CA are provided in the SAR report per 3GPP TS 36.521-1 V14.4.0. According to KDB 941225 D05A, the downlink only carrier aggregation conditions for this device can be excluded from SAR testing.
 The conducted power measurement results of downlink LTE CA Conducted Power are as Appendix E conducted RF output power, so the downlink only carrier aggregation conditions for this device can be excluded from SAR testing
- 8) . For conducted power of WIFI must be measured at each transmit antenna port according to the DSSS and OFDM transmission configurations in each standalone and aggregated frequency band. For each transmission mode configuration, power must be measured for the highest and lowest channels; and at the mid-band channel(s) when there are at least 3 channels. For configurations with multiple mid-band channels, due to an even number of channels, both channels should be measured. Power measurement is required for the transmission mode configuration with the highest maximum output power specified for production units.



Unless otherwise agreed in writing, this document is issued by the Company subject to its General Conditions of Service printed overleaf, available on request or accessible at <http://www.sgs.com/en/Terms-and-Conditions.aspx> and, for electronic format documents, subject to Terms and Conditions for Electronic Documents at <http://www.sgs.com/en/Terms-and-Conditions/Terms-e-Documents.aspx>. Attention is drawn to the limitation of liability, indemnification and jurisdiction issues defined therein. Any holder of this document is advised that information contained hereon reflects the Company's findings at the time of its intervention only and within the limits of Client's instructions, if any. The Company's sole responsibility is to its Client and this document does not exonerate parties to a transaction from exercising all their rights and obligations under the transaction documents. This document cannot be reproduced except in full, without prior written approval of the Company. Any unauthorized alteration, forgery or falsification of the content or appearance of this document is unlawful and offenders may be prosecuted to the fullest extent of the law. Unless otherwise stated the results shown in this test report refer only to the sample(s) tested and such sample(s) are retained for 30 days only.

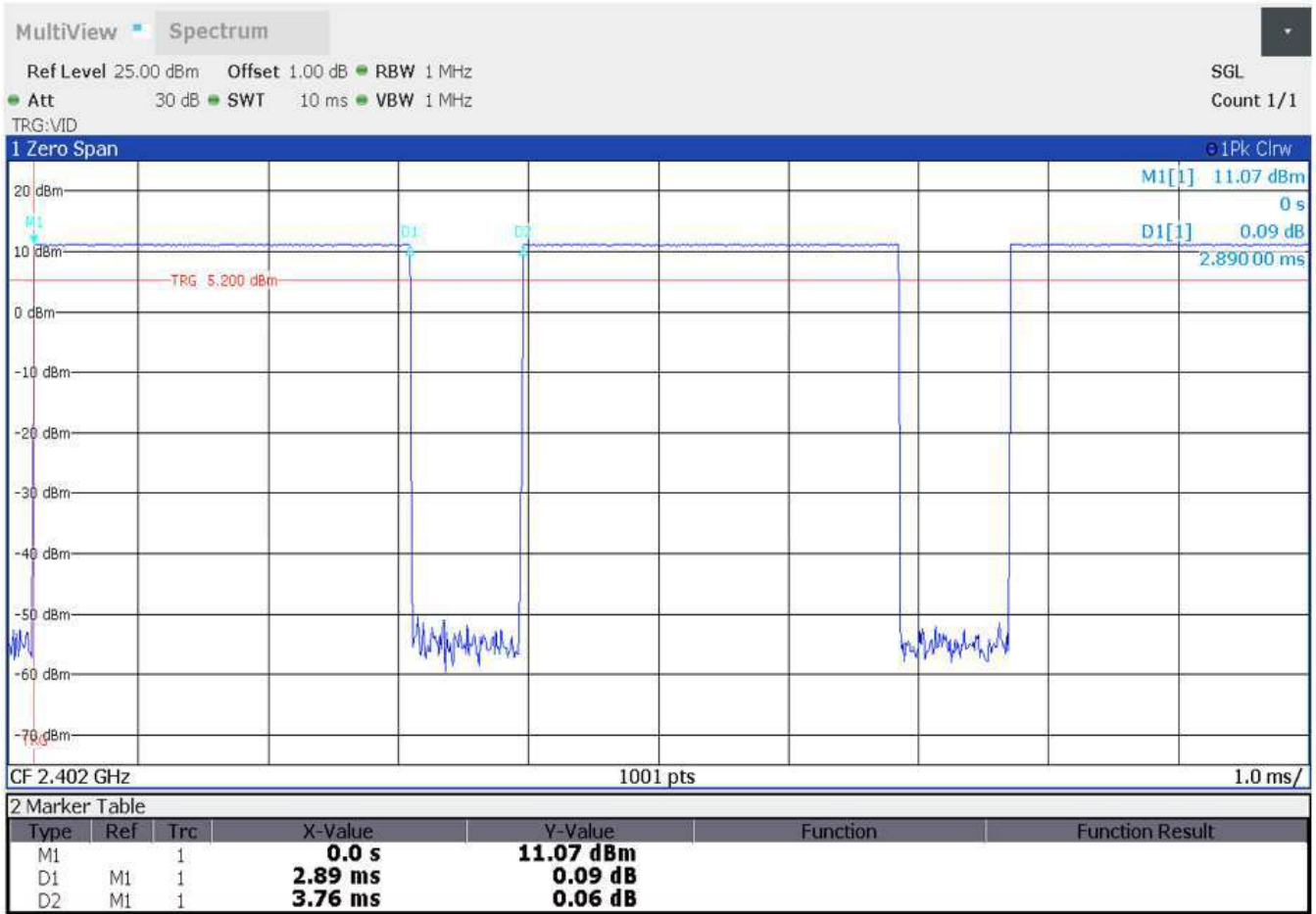
Attention: To check the authenticity of testing/inspection report & certificate, please contact us at telephone: (86-755) 8307 1443, or email: CN.Doccheck@sgs.com

South of No. 6 Plant, No. 1, Purushang Road, Suzhou Industrial Park, Suzhou Area, China (Jiangsu) Pilot Free Trade Zone 215000
 中国·苏州·中国 (江苏) 自由贸易试验区苏州片区苏州工业园区润雅路1号的6号厂房南楼 邮编: 215000

t (86-512) 62992980 www.sgs.com.cn
 t (86-512) 62992980 sgs.china@sgs.com

- 1) When the same highest maximum output power specification applies to multiple transmission modes, the largest channel bandwidth configuration with the lowest order modulation and lowest data rate is measured.
- 2) When the same highest maximum output power is specified for multiple largest channel bandwidth configurations with the same lowest order modulation or lowest order modulation and lowest data rate, power measurement is required for all equivalent 802.11 configurations with the same maximum output power.

9) . The conducted power of BT is measured with RMS detector.
BT DH5 Duty Cycle=76.86%



Unless otherwise agreed in writing, this document is issued by the Company subject to its General Conditions of Service printed overleaf, available on request or accessible at <http://www.sgs.com/en/Terms-and-Conditions.aspx> and, for electronic format documents, subject to Terms and Conditions for Electronic Documents at <http://www.sgs.com/en/Terms-and-Conditions/Terms-e-Documents.aspx>. Attention is drawn to the limitation of liability, indemnification and jurisdiction issues defined therein. Any holder of this document is advised that information contained hereon reflects the Company's findings at the time of its intervention only and within the limits of Client's instructions, if any. The Company's sole responsibility is to its Client and this document does not exonerate parties to a transaction from exercising all their rights and obligations under the transaction documents. This document cannot be reproduced except in full, without prior written approval of the Company. Any unauthorized alteration, forgery or falsification of the content or appearance of this document is unlawful and offenders may be prosecuted to the fullest extent of the law. Unless otherwise stated the results shown in this test report refer only to the sample(s) tested and such sample(s) are retained for 30 days only.

Attention: To check the authenticity of testing /inspection report & certificate, please contact us at telephone: (86-755) 8307 1443, or email: CN.Doccheck@sgs.com

South of No. 6 Plant, No. 1, Rurong Road, Suzhou Industrial Park, Suzhou Area, China (Jiangsu) Pilot Free Trade Zone 215000 t (86-512) 62992980 www.sgs.com.cn
 中国·苏州·中国 (江苏) 自由贸易试验区苏州片区苏州工业园区润雅路1号的6号厂房南楼 邮编: 215000 t (86-512) 62992980 sgs.china@sgs.com

8.2 Measurement of SAR Data

Note:

- 1) The maximum Scaled SAR value is marked in bold. Graph results refer to Appendix B.
- 2) Per KDB447498 D01, testing of other required channels within the operating mode of a frequency band is not required when the reported 1-g or 10-g SAR for the mid-band or highest output power channel is:
 - $\leq 0.8\text{W/kg}$ for 1-g or 2.0W/kg for 10-g respectively, when the transmission band is $\leq 100\text{MHz}$.
 - $\leq 0.6\text{ W/kg}$ or 1.5 W/kg , for 1-g or 10-g respectively, when the transmission band is between 100 MHz and 200 MHz.
 - $\leq 0.4\text{ W/kg}$ or 1.0 W/kg , for 1-g or 10-g respectively, when the transmission band is $\geq 200\text{ MHz}$.
- 3) Maximum bandwidth does not support at least three non-overlapping channels in certain channel bandwidths. When a device supports overlapping channel assignment in a channel bandwidth configuration, the middle channel of the group of overlapping channels should be selected for testing.

WiFi 2.4G:

- 1) When the highest reported SAR for the initial test configuration is adjusted by the ratio of the subsequent test configuration to initial test configuration specified maximum output power and the adjusted SAR is $\leq 1.2\text{ W/kg}$, SAR test for the other 802.11 modes are not required.

WiFi 5G:

- 1) When the same maximum output power is specified for both bands, begin SAR measurement in U-NII-2A band by applying the OFDM SAR requirements. As the highest reported SAR for a test configuration is $\leq 1.2\text{ W/kg}$, SAR is not required for U-NII-1 band for that configuration.
- 2) For Wi-Fi 5G, U-NII-2A (5250-5350 MHz) and U-NII-2C (5470-5725 MHz) bands does not support hotspot function.
- 3) When the highest reported SAR for the initial test configuration is adjusted by the ratio of the subsequent test configuration to initial test configuration specified maximum output power and the adjusted SAR is $\leq 1.2\text{ W/kg}$, SAR test for the other 802.11 modes are not required.

5G NR:

- 1) The duty cycle of n77/n78 power level 2 and power level 3 is consistent, so only power level 2 is evaluated.



Unless otherwise agreed in writing, this document is issued by the Company subject to its General Conditions of Service printed overleaf, available on request or accessible at <http://www.sgs.com/en/Terms-and-Conditions.aspx> and, for electronic format documents, subject to Terms and Conditions for Electronic Documents at <http://www.sgs.com/en/Terms-and-Conditions/Terms-e-Documents.aspx>. Attention is drawn to the limitation of liability, indemnification and jurisdiction issues defined therein. Any holder of this document is advised that information contained hereon reflects the Company's findings at the time of its intervention only and within the limits of Client's instructions, if any. The Company's sole responsibility is to its Client and this document does not exonerate parties to a transaction from exercising all their rights and obligations under the transaction documents. This document cannot be reproduced except in full, without prior written approval of the Company. Any unauthorized alteration, forgery or falsification of the content or appearance of this document is unlawful and offenders may be prosecuted to the fullest extent of the law. Unless otherwise stated the results shown in this test report refer only to the sample(s) tested and such sample(s) are retained for 30 days only.

Attention: To check the authenticity of testing/inspection report & certificate, please contact us at telephone: (86-755) 8307 1443, or email: CN.Doccheck@sgs.com

South of No. 6 Plant, No. 1, Rurong Road, Suzhou Industrial Park, Suzhou Area, China (Jiangsu) Pilot Free Trade Zone 215000
 中国·苏州·中国(江苏)自由贸易试验区苏州片区苏州工业园区润融路1号的6号厂房南座 邮编: 215000

t (86-512) 62992980 www.sgs.com.cn
 t (86-512) 62992980 sgs.china@sgs.com

8.2.1 SAR Result of GSM850

| GSM850 SAR Test Record | | | | | | | | | | |
|------------------------------------|-----------|----------------|------------|----------------|------------------|----------------------|--------------------|---------------|-----------------------|------------------|
| Ant 0 Test Record | | | | | | | | | | |
| Test position | Test mode | Test ch./Freq. | Duty Cycle | SAR (W/kg) 1-g | Power drift (dB) | Conducted Power(dBm) | Tune up Limit(dBm) | Scaled factor | Scaled SAR 1-g (W/kg) | Liquid Temp.(°C) |
| Head Test Data | | | | | | | | | | |
| Left cheek | GPRS 3TS | 190/836.6 | 1:2.77 | 0.185 | 0.06 | 29.29 | 30.50 | 1.321 | 0.244 | 22.2 |
| Left tilted | GPRS 3TS | 190/836.6 | 1:2.77 | 0.114 | 0.03 | 29.29 | 30.50 | 1.321 | 0.151 | 22.2 |
| Right cheek | GPRS 3TS | 190/836.6 | 1:2.77 | 0.206 | 0.02 | 29.29 | 30.50 | 1.321 | 0.272 | 22.2 |
| Right tilted | GPRS 3TS | 190/836.6 | 1:2.77 | 0.127 | -0.04 | 29.29 | 30.50 | 1.321 | 0.168 | 22.2 |
| Hotspot Test data(Separate 10mm) | | | | | | | | | | |
| Front side | GPRS 3TS | 190/836.6 | 1:2.77 | 0.214 | 0.13 | 29.29 | 30.50 | 1.321 | 0.283 | 22.2 |
| Back side | GPRS 3TS | 190/836.6 | 1:2.77 | 0.423 | -0.08 | 29.29 | 30.50 | 1.321 | 0.559 | 22.2 |
| Left side | GPRS 3TS | 190/836.6 | 1:2.77 | 0.128 | 0.00 | 29.29 | 30.50 | 1.321 | 0.169 | 22.2 |
| Right side | GPRS 3TS | 190/836.6 | 1:2.77 | 0.270 | -0.02 | 29.29 | 30.50 | 1.321 | 0.357 | 22.2 |
| Bottom side | GPRS 3TS | 190/836.6 | 1:2.77 | 0.311 | 0.10 | 29.29 | 30.50 | 1.321 | 0.411 | 22.2 |
| Body-worn Test data(Separate 10mm) | | | | | | | | | | |
| Front side | GPRS 3TS | 190/836.6 | 1:2.77 | 0.214 | 0.13 | 29.29 | 30.50 | 1.321 | 0.283 | 22.2 |
| Back side | GPRS 3TS | 190/836.6 | 1:2.77 | 0.423 | -0.08 | 29.29 | 30.50 | 1.321 | 0.559 | 22.2 |
| Ant 4 Test Record | | | | | | | | | | |
| Test position | Test mode | Test ch./Freq. | Duty Cycle | SAR (W/kg) 1-g | Power drift (dB) | Conducted Power(dBm) | Tune up Limit(dBm) | Scaled factor | Scaled SAR 1-g (W/kg) | Liquid Temp.(°C) |
| Head Test Data | | | | | | | | | | |
| Left cheek | GPRS 3TS | 190/836.6 | 1:2.77 | 0.508 | 0.01 | 28.84 | 29.50 | 1.164 | 0.591 | 22.2 |
| Left tilted | GPRS 3TS | 190/836.6 | 1:2.77 | 0.479 | 0.02 | 28.84 | 29.50 | 1.164 | 0.558 | 22.2 |
| Right cheek | GPRS 3TS | 190/836.6 | 1:2.77 | 0.540 | -0.06 | 28.84 | 29.50 | 1.164 | 0.629 | 22.2 |
| Right tilted | GPRS 3TS | 190/836.6 | 1:2.77 | 0.505 | 0.08 | 28.84 | 29.50 | 1.164 | 0.588 | 22.2 |
| Hotspot Test data(Separate 10mm) | | | | | | | | | | |
| Front side | GPRS 3TS | 190/836.6 | 1:2.77 | 0.197 | 0.15 | 29.84 | 30.50 | 1.164 | 0.229 | 22.2 |
| Back side | GPRS 3TS | 190/836.6 | 1:2.77 | 0.415 | 0.11 | 29.84 | 30.50 | 1.164 | 0.483 | 22.2 |
| Left side | GPRS 3TS | 190/836.6 | 1:2.77 | 0.101 | 0.11 | 29.84 | 30.50 | 1.164 | 0.118 | 22.2 |
| Top side | GPRS 3TS | 190/836.6 | 1:2.77 | 0.235 | 0.07 | 29.84 | 30.50 | 1.164 | 0.274 | 22.2 |
| Body-worn Test data(Separate 10mm) | | | | | | | | | | |
| Front side | GPRS 3TS | 190/836.6 | 1:2.77 | 0.197 | 0.15 | 29.84 | 30.50 | 1.164 | 0.229 | 22.2 |
| Back side | GPRS 3TS | 190/836.6 | 1:2.77 | 0.415 | 0.11 | 29.84 | 30.50 | 1.164 | 0.483 | 22.2 |

Table 11: SAR of GSM850 for Head and Body



Unless otherwise agreed in writing, this document is issued by the Company subject to its General Conditions of Service printed overleaf, available on request or accessible at <http://www.sgs.com/en/Terms-and-Conditions.aspx> and, for electronic format documents, subject to Terms and Conditions for Electronic Documents at <http://www.sgs.com/en/Terms-and-Conditions/Terms-e-Documents.aspx>. Attention is drawn to the limitation of liability, indemnification and jurisdiction issues defined therein. Any holder of this document is advised that information contained hereon reflects the Company's findings at the time of its intervention only and within the limits of Client's instructions, if any. The Company's sole responsibility is to its Client and this document does not exonerate parties to a transaction from exercising all their rights and obligations under the transaction documents. This document cannot be reproduced except in full, without prior written approval of the Company. Any unauthorized alteration, forgery or falsification of the content or appearance of this document is unlawful and offenders may be prosecuted to the fullest extent of the law. Unless otherwise stated the results shown in this test report refer only to the sample(s) tested and such sample(s) are retained for 30 days only.

Attention: To check the authenticity of testing/inspection report & certificate, please contact us at telephone: (86-755) 8307 1443, or email: CN.Doccheck@sgs.com

South of No. 6 Plant, No. 1, Rurong Road, Suzhou Industrial Park, Suzhou Area, China (Jiangsu) Pilot Free Trade Zone 215000
 中国·苏州·中国(江苏)自由贸易试验区苏州片区苏州工业园区润融路1号的6号厂房南楼 邮编: 215000

t (86-512) 62992980 www.sgs.com.cn
 t (86-512) 62992980 sgs.china@sgs.com

8.2.2 SAR Result of GSM1900

| GSM1900 SAR Test Record | | | | | | | | | | |
|--|-----------|----------------|------------|----------------|------------------|----------------------|--------------------|---------------|-----------------------|------------------|
| Ant 0 Test Record | | | | | | | | | | |
| Test position | Test mode | Test ch./Freq. | Duty Cycle | SAR (W/kg) 1-g | Power drift (dB) | Conducted Power(dBm) | Tune up Limit(dBm) | Scaled factor | Scaled SAR 1-g (W/kg) | Liquid Temp.(°C) |
| Head Test Data | | | | | | | | | | |
| Left cheek | GPRS 3TS | 661/1880 | 1:2.77 | 0.061 | 0.04 | 26.38 | 27.50 | 1.294 | 0.079 | 22.9 |
| Left tilted | GPRS 3TS | 661/1880 | 1:2.77 | 0.049 | -0.05 | 26.38 | 27.50 | 1.294 | 0.063 | 22.9 |
| Right cheek | GPRS 3TS | 661/1880 | 1:2.77 | 0.078 | 0.03 | 26.38 | 27.50 | 1.294 | 0.101 | 22.9 |
| Right tilted | GPRS 3TS | 661/1880 | 1:2.77 | 0.047 | 0.01 | 26.38 | 27.50 | 1.294 | 0.061 | 22.9 |
| Hotspot (sensor on) Test data(Separate 10mm) | | | | | | | | | | |
| Front side | GPRS 3TS | 661/1880 | 1:2.77 | 0.100 | 0.08 | 25.39 | 26.50 | 1.291 | 0.129 | 22.9 |
| Back side | GPRS 3TS | 661/1880 | 1:2.77 | 0.163 | 0.09 | 25.39 | 26.50 | 1.291 | 0.210 | 22.9 |
| Bottom side | GPRS 3TS | 661/1880 | 1:2.77 | 0.178 | -0.01 | 25.39 | 26.50 | 1.291 | 0.230 | 22.9 |
| Hotspot (sensor off) Test data | | | | | | | | | | |
| Front side-12mm | GPRS 3TS | 661/1880 | 1:2.77 | 0.102 | 0.02 | 26.38 | 27.50 | 1.294 | 0.132 | 22.9 |
| Back side-17mm | GPRS 3TS | 661/1880 | 1:2.77 | 0.121 | 0.09 | 26.38 | 27.50 | 1.294 | 0.157 | 22.9 |
| Left side-10mm | GPRS 3TS | 661/1880 | 1:2.77 | 0.039 | 0.01 | 26.38 | 27.50 | 1.294 | 0.050 | 22.9 |
| Right side-10mm | GPRS 3TS | 661/1880 | 1:2.77 | 0.043 | 0.09 | 26.38 | 27.50 | 1.294 | 0.056 | 22.9 |
| Bottom side-15mm | GPRS 3TS | 661/1880 | 1:2.77 | 0.169 | 0.04 | 26.38 | 27.50 | 1.294 | 0.219 | 22.9 |
| Body-worn Test data(Separate 10mm) | | | | | | | | | | |
| Front side | GPRS 3TS | 661/1880 | 1:2.77 | 0.100 | 0.08 | 25.39 | 26.50 | 1.291 | 0.129 | 22.9 |
| Back side | GPRS 3TS | 661/1880 | 1:2.77 | 0.163 | 0.09 | 25.39 | 26.50 | 1.291 | 0.210 | 22.9 |
| Front side-12mm | GPRS 3TS | 661/1880 | 1:2.77 | 0.102 | 0.02 | 26.38 | 27.50 | 1.294 | 0.132 | 22.9 |
| Back side-17mm | GPRS 3TS | 661/1880 | 1:2.77 | 0.121 | 0.09 | 26.38 | 27.50 | 1.294 | 0.157 | 22.9 |
| Ant 4 Test Record | | | | | | | | | | |
| Test position | Test mode | Test ch./Freq. | Duty Cycle | SAR (W/kg) 1-g | Power drift (dB) | Conducted Power(dBm) | Tune up Limit(dBm) | Scaled factor | Scaled SAR 1-g (W/kg) | Liquid Temp.(°C) |
| Head Test Data | | | | | | | | | | |
| Left cheek | GPRS 3TS | 661/1880 | 1:2.77 | 0.446 | 0.09 | 20.18 | 21.00 | 1.208 | 0.539 | 22.9 |
| Left tilted | GPRS 3TS | 661/1880 | 1:2.77 | 0.501 | -0.01 | 20.18 | 21.00 | 1.208 | 0.605 | 22.9 |
| Right cheek | GPRS 3TS | 661/1880 | 1:2.77 | 0.567 | 0.02 | 20.18 | 21.00 | 1.208 | 0.685 | 22.9 |
| Right tilted | GPRS 3TS | 661/1880 | 1:2.77 | 0.736 | -0.06 | 20.18 | 21.00 | 1.208 | 0.889 | 22.9 |
| Right tilted | GPRS 3TS | 512/1850.2 | 1:2.77 | 0.579 | 0.11 | 19.94 | 21.00 | 1.276 | 0.739 | 22.9 |
| Right tilted | GPRS 3TS | 810/1909.8 | 1:2.77 | 0.878 | -0.06 | 20.06 | 21.00 | 1.242 | 1.090 | 22.9 |
| Right tilted-Repeat SAR | GPRS 3TS | 810/1909.8 | 1:2.77 | 0.873 | 0.04 | 20.06 | 21.00 | 1.242 | 1.084 | 22.9 |
| Hotspot (sensor on) Test data(Separate 10mm) | | | | | | | | | | |
| Front side | GPRS 3TS | 661/1880 | 1:2.77 | 0.273 | -0.02 | 21.61 | 22.50 | 1.227 | 0.335 | 22.9 |
| Back side | GPRS 3TS | 661/1880 | 1:2.77 | 0.526 | -0.01 | 21.61 | 22.50 | 1.227 | 0.646 | 22.9 |
| Top side | GPRS 3TS | 661/1880 | 1:2.77 | 0.654 | 0.01 | 21.61 | 22.50 | 1.227 | 0.803 | 22.9 |
| Top side | GPRS 3TS | 512/1850.2 | 1:2.77 | 0.424 | 0.06 | 21.35 | 22.50 | 1.303 | 0.553 | 22.9 |



Unless otherwise agreed in writing, this document is issued by the Company subject to its General Conditions of Service printed overleaf, available on request or accessible at <http://www.sgs.com/en/Terms-and-Conditions.aspx> and, for electronic format documents, subject to Terms and Conditions for Electronic Documents at <http://www.sgs.com/en/Terms-and-Conditions/Terms-e-Documents.aspx>. Attention is drawn to the limitation of liability, indemnification and jurisdiction issues defined therein. Any holder of this document is advised that information contained hereon reflects the Company's findings at the time of its intervention only and within the limits of Client's instructions, if any. The Company's sole responsibility is to its Client and this document does not exonerate parties to a transaction from exercising all their rights and obligations under the transaction documents. This document cannot be reproduced except in full, without prior written approval of the Company. Any unauthorized alteration, forgery or falsification of the content or appearance of this document is unlawful and offenders may be prosecuted to the fullest extent of the law. Unless otherwise stated the results shown in this test report refer only to the sample(s) tested and such sample(s) are retained for 30 days only.

Attention: To check the authenticity of testing/inspection report & certificate, please contact us at telephone: (86-755) 8307 1443, or email: CN.Doccheck@sgs.com

South of No. 6 Plant, No. 1, Rurong Road, Suzhou Industrial Park, Suzhou Area, China (Jiangsu) Pilot Free Trade Zone 215000 t (86-512) 62992980 www.sgs.com.cn
 中国·苏州·中国(江苏)自由贸易试验区苏州片区苏州工业园区润融路1号的6号厂房南楼 邮编: 215000 t (86-512) 62992980 sgs.china@sgs.com

| | | | | | | | | | | |
|------------------------------------|----------|------------|--------|-------|-------|-------|-------|-------|--------------|------|
| Top side | GPRS 3TS | 810/1909.8 | 1:2.77 | 0.750 | -0.10 | 21.57 | 22.50 | 1.239 | 0.929 | 22.9 |
| Hotspot (sensor off) Test data | | | | | | | | | | |
| Front side-12mm | GPRS 3TS | 661/1880 | 1:2.77 | 0.384 | 0.05 | 26.54 | 27.50 | 1.247 | 0.479 | 22.9 |
| Back side-17mm | GPRS 3TS | 661/1880 | 1:2.77 | 0.420 | -0.04 | 26.54 | 27.50 | 1.247 | 0.524 | 22.9 |
| Left side-10mm | GPRS 3TS | 661/1880 | 1:2.77 | 0.096 | -0.01 | 26.54 | 27.50 | 1.247 | 0.120 | 22.9 |
| Top side-19mm | GPRS 3TS | 661/1880 | 1:2.77 | 0.513 | 0.01 | 26.54 | 27.50 | 1.247 | 0.640 | 22.9 |
| Body-worn Test data(Separate 10mm) | | | | | | | | | | |
| Front side | GPRS 3TS | 661/1880 | 1:2.77 | 0.273 | -0.02 | 21.61 | 22.50 | 1.227 | 0.335 | 22.9 |
| Back side | GPRS 3TS | 661/1880 | 1:2.77 | 0.526 | -0.01 | 21.61 | 22.50 | 1.227 | 0.646 | 22.9 |
| Front side-12mm | GPRS 3TS | 661/1880 | 1:2.77 | 0.384 | 0.05 | 26.54 | 27.50 | 1.247 | 0.479 | 22.9 |
| Back side-17mm | GPRS 3TS | 661/1880 | 1:2.77 | 0.420 | -0.04 | 26.54 | 27.50 | 1.247 | 0.524 | 22.9 |

Table 12: SAR of GSM1900 for Head and Body.

| Test Position | Channel/ Frequency | Measured SAR (1g) | 1 st Repeated | Ratio | 2 nd Repeated | 3 rd Repeated |
|---------------|-----------------------|----------------------|--------------------------|-------|--------------------------|--------------------------|
| | (MHz) | | SAR (1g) | | SAR (1g) | SAR (1g) |
| Right tilted | 810/1909.8 | 0.878 | 0.873 | 1.006 | N/A | N/A |

Note: 1) When the original highest measured SAR is ≥ 0.80 W/kg, the measurement was repeated once.

2) A second repeated measurement was performed only if the ratio of largest to smallest SAR for the original and first repeated measurements was > 1.20 or when the original or repeated measurement was ≥ 1.45 W/kg (~ 10% from the 1-g SAR limit).

3) A third repeated measurement was performed only if the original, first or second repeated measurement was ≥ 1.5 W/kg and the ratio of largest to smallest SAR for the original, first and second repeated measurements is > 1.20 .

4) Repeated measurements are not required when the original highest measured SAR is < 0.80 W/kg



Unless otherwise agreed in writing, this document is issued by the Company subject to its General Conditions of Service printed overleaf, available on request or accessible at <http://www.sgs.com/en/Terms-and-Conditions.aspx> and, for electronic format documents, subject to Terms and Conditions for Electronic Documents at <http://www.sgs.com/en/Terms-and-Conditions/Terms-e-Documents.aspx>. Attention is drawn to the limitation of liability, indemnification and jurisdiction issues defined therein. Any holder of this document is advised that information contained hereon reflects the Company's findings at the time of its intervention only and within the limits of Client's instructions, if any. The Company's sole responsibility is to its Client and this document does not exonerate parties to a transaction from exercising all their rights and obligations under the transaction documents. This document cannot be reproduced except in full, without prior written approval of the Company. Any unauthorized alteration, forgery or falsification of the content or appearance of this document is unlawful and offenders may be prosecuted to the fullest extent of the law. Unless otherwise stated the results shown in this test report refer only to the sample(s) tested and such sample(s) are retained for 30 days only.

Attention: To check the authenticity of testing /inspection report & certificate, please contact us at telephone: (86-755) 8307 1443, or email: CN.Doccheck@sgs.com

South of No. 6 Plant, No. 1, Rurong Road, Suzhou Industrial Park, Suzhou Area, China (Jiangsu) Pilot Free Trade Zone 215000
中国·苏州·中国(江苏)自由贸易试验区苏州片区苏州工业园区润雅路1号的6号厂房南面 邮编: 215000

t (86-512) 62992980 www.sgs.com.cn
t (86-512) 62992980 sgs.china@sgs.com

8.2.3 SAR Result of WCDMA Band II

| W B2 SAR Test Record | | | | | | | | | | |
|--|-----------|----------------|------------|----------------|------------------|----------------------|--------------------|---------------|-----------------------|------------------|
| Ant 0 Test Record | | | | | | | | | | |
| Test position | Test mode | Test ch./Freq. | Duty Cycle | SAR (W/kg) 1-g | Power drift (dB) | Conducted Power(dBm) | Tune up Limit(dBm) | Scaled factor | Scaled SAR 1-g (W/kg) | Liquid Temp.(°C) |
| Head Test Data | | | | | | | | | | |
| Left cheek | RMC | 9400/1880 | 1:1 | 0.122 | 0.06 | 24.17 | 25.50 | 1.358 | 0.166 | 22.9 |
| Left tilted | RMC | 9400/1880 | 1:1 | 0.088 | 0.06 | 24.17 | 25.50 | 1.358 | 0.120 | 22.9 |
| Right cheek | RMC | 9400/1880 | 1:1 | 0.183 | -0.01 | 24.17 | 25.50 | 1.358 | 0.249 | 22.9 |
| Right tilted | RMC | 9400/1880 | 1:1 | 0.101 | 0.02 | 24.17 | 25.50 | 1.358 | 0.137 | 22.9 |
| Hotspot (sensor on) Test data(Separate 10mm) | | | | | | | | | | |
| Front side | RMC | 9400/1880 | 1:1 | 0.206 | 0.03 | 20.21 | 21.50 | 1.346 | 0.277 | 22.9 |
| Back side | RMC | 9400/1880 | 1:1 | 0.374 | 0.04 | 20.21 | 21.50 | 1.346 | 0.503 | 22.9 |
| Bottom side | RMC | 9400/1880 | 1:1 | 0.398 | -0.04 | 20.21 | 21.50 | 1.346 | 0.536 | 22.9 |
| Hotspot (sensor off) Test data | | | | | | | | | | |
| Front side-12mm | RMC | 9400/1880 | 1:1 | 0.346 | 0.05 | 24.17 | 25.50 | 1.358 | 0.470 | 22.9 |
| Front side-17mm | RMC | 9400/1880 | 1:1 | 0.312 | 0.03 | 24.17 | 25.50 | 1.358 | 0.424 | 22.9 |
| Left side-10mm | RMC | 9400/1880 | 1:1 | 0.096 | -0.03 | 24.17 | 25.50 | 1.358 | 0.130 | 22.9 |
| Right side-10mm | RMC | 9400/1880 | 1:1 | 0.095 | 0.01 | 24.17 | 25.50 | 1.358 | 0.129 | 22.9 |
| Bottom side-15mm | RMC | 9400/1880 | 1:1 | 0.402 | 0.04 | 24.17 | 25.50 | 1.358 | 0.546 | 22.9 |
| Body-worn Test data(Separate 10mm) | | | | | | | | | | |
| Front side | RMC | 9400/1880 | 1:1 | 0.206 | 0.03 | 20.21 | 21.50 | 1.346 | 0.277 | 22.9 |
| Back side | RMC | 9400/1880 | 1:1 | 0.374 | 0.04 | 20.21 | 21.50 | 1.346 | 0.503 | 22.9 |
| Front side-12mm | RMC | 9400/1880 | 1:1 | 0.346 | 0.05 | 24.17 | 25.50 | 1.358 | 0.470 | 22.9 |
| Back side-17mm | RMC | 9400/1880 | 1:1 | 0.312 | 0.03 | 24.17 | 25.50 | 1.358 | 0.424 | 22.9 |
| Ant 4 Test Record | | | | | | | | | | |
| Test position | Test mode | Test ch./Freq. | Duty Cycle | SAR (W/kg) 1-g | Power drift (dB) | Conducted Power(dBm) | Tune up Limit(dBm) | Scaled factor | Scaled SAR 1-g (W/kg) | Liquid Temp.(°C) |
| Head Test Data | | | | | | | | | | |
| Left cheek | RMC | 9400/1880 | 1:1 | 0.336 | -0.05 | 14.31 | 15.50 | 1.315 | 0.442 | 22.9 |
| Left tilted | RMC | 9400/1880 | 1:1 | 0.456 | -0.05 | 14.31 | 15.50 | 1.315 | 0.600 | 22.9 |
| Right cheek | RMC | 9400/1880 | 1:1 | 0.523 | 0.09 | 14.31 | 15.50 | 1.315 | 0.688 | 22.9 |
| Right tilted | RMC | 9400/1880 | 1:1 | 0.642 | 0.07 | 14.31 | 15.50 | 1.315 | 0.844 | 22.9 |
| Right tilted | RMC | 9262/1852.4 | 1:1 | 0.542 | 0.02 | 14.19 | 15.50 | 1.352 | 0.733 | 22.9 |
| Right tilted | RMC | 9538/1907.6 | 1:1 | 0.707 | -0.04 | 14.25 | 15.50 | 1.334 | 0.943 | 22.9 |
| Hotspot (sensor on) Test data(Separate 10mm) | | | | | | | | | | |
| Front side | RMC | 9400/1880 | 1:1 | 0.299 | -0.11 | 16.81 | 18.00 | 1.315 | 0.393 | 22.9 |
| Back side | RMC | 9400/1880 | 1:1 | 0.643 | -0.02 | 16.81 | 18.00 | 1.315 | 0.846 | 22.9 |
| Back side | RMC | 9262/1852.4 | 1:1 | 0.535 | -0.13 | 16.73 | 18.00 | 1.340 | 0.717 | 22.9 |
| Back side | RMC | 9538/1907.6 | 1:1 | 0.666 | -0.09 | 16.79 | 18.00 | 1.321 | 0.880 | 22.9 |
| Top side | RMC | 9400/1880 | 1:1 | 0.694 | -0.11 | 16.81 | 18.00 | 1.315 | 0.913 | 22.9 |
| Top side | RMC | 9262/1852.4 | 1:1 | 0.517 | 0.01 | 16.73 | 18.00 | 1.340 | 0.693 | 22.9 |



Unless otherwise agreed in writing, this document is issued by the Company subject to its General Conditions of Service printed overleaf, available on request or accessible at <http://www.sgs.com/en/Terms-and-Conditions.aspx> and, for electronic format documents, subject to Terms and Conditions for Electronic Documents at <http://www.sgs.com/en/Terms-and-Conditions/Terms-and-Conditions-Document.aspx>. Attention is drawn to the limitation of liability, indemnification and jurisdiction issues defined therein. Any holder of this document is advised that information contained hereon reflects the Company's findings at the time of its intervention only and within the limits of Client's instructions, if any. The Company's sole responsibility is to its Client and this document does not exonerate parties to a transaction from exercising all their rights and obligations under the transaction documents. This document cannot be reproduced except in full, without prior written approval of the Company. Any unauthorized alteration, forgery or falsification of the content or appearance of this document is unlawful and offenders may be prosecuted to the fullest extent of the law. Unless otherwise stated the results shown in this test report refer only to the sample(s) tested and such sample(s) are retained for 30 days only.

Attention: To check the authenticity of testing/inspection report & certificate, please contact us at telephone: (86-755) 8307 1443, or email: CN.Doccheck@sgs.com

South of No. 6 Plant, No. 1, Rurong Road, Suzhou Industrial Park, Suzhou Area, China (Jiangsu) Pilot Free Trade Zone 215000 t (86-512) 62992980 www.sgs.com.cn
 中国·苏州·中国 (江苏) 自由贸易试验区苏州片区苏州工业园区润融路1号的6号厂房南座 邮编: 215000 t (86-512) 62992980 sgs.china@sgs.com

| | | | | | | | | | | |
|------------------------------------|-----|-------------|-----|-------|-------|-------|-------|-------|--------------|------|
| Top side | RMC | 9538/1907.6 | 1:1 | 0.768 | 0.02 | 16.79 | 18.00 | 1.321 | 1.015 | 22.9 |
| Hotspot (sensor off) Test data | | | | | | | | | | |
| Front side-12mm | RMC | 9400/1880 | 1:1 | 0.634 | 0.06 | 22.42 | 23.50 | 1.282 | 0.813 | 22.9 |
| Front side-12mm | RMC | 9262/1852.4 | 1:1 | 0.518 | -0.05 | 22.25 | 23.50 | 1.334 | 0.691 | 22.9 |
| Front side-12mm | RMC | 9538/1907.6 | 1:1 | 0.653 | 0.01 | 22.41 | 23.50 | 1.285 | 0.839 | 22.9 |
| Back side-17mm | RMC | 9400/1880 | 1:1 | 0.625 | 0.09 | 22.42 | 23.50 | 1.282 | 0.801 | 22.9 |
| Back side-17mm | RMC | 9262/1852.4 | 1:1 | 0.506 | 0.06 | 22.25 | 23.50 | 1.334 | 0.675 | 22.9 |
| Back side-17mm | RMC | 9538/1907.6 | 1:1 | 0.644 | 0.01 | 22.41 | 23.50 | 1.285 | 0.828 | 22.9 |
| Left side-10mm | RMC | 9400/1880 | 1:1 | 0.094 | 0.03 | 22.42 | 23.50 | 1.282 | 0.121 | 22.9 |
| Top side-19mm | RMC | 9400/1880 | 1:1 | 0.756 | 0.01 | 22.42 | 23.50 | 1.282 | 0.969 | 22.9 |
| Top side-19mm | RMC | 9262/1852.4 | 1:1 | 0.662 | -0.05 | 22.25 | 23.50 | 1.334 | 0.883 | 22.9 |
| Top side-19mm | RMC | 9538/1907.6 | 1:1 | 0.786 | 0.07 | 22.41 | 23.50 | 1.285 | 1.010 | 22.9 |
| Body-worn Test data(Separate 10mm) | | | | | | | | | | |
| Front side | RMC | 9400/1880 | 1:1 | 0.299 | -0.11 | 16.81 | 18.00 | 1.315 | 0.393 | 22.9 |
| Back side | RMC | 9400/1880 | 1:1 | 0.643 | -0.02 | 16.81 | 18.00 | 1.315 | 0.846 | 22.9 |
| Back side | RMC | 9262/1852.4 | 1:1 | 0.535 | -0.13 | 16.73 | 18.00 | 1.340 | 0.717 | 22.9 |
| Back side | RMC | 9538/1907.6 | 1:1 | 0.666 | -0.09 | 16.79 | 18.00 | 1.321 | 0.880 | 22.9 |
| Front side-12mm | RMC | 9400/1880 | 1:1 | 0.634 | 0.06 | 22.42 | 23.50 | 1.282 | 0.813 | 22.9 |
| Front side-12mm | RMC | 9262/1852.4 | 1:1 | 0.518 | -0.05 | 22.25 | 23.50 | 1.334 | 0.691 | 22.9 |
| Front side-12mm | RMC | 9538/1907.6 | 1:1 | 0.653 | 0.01 | 22.41 | 23.50 | 1.285 | 0.839 | 22.9 |
| Back side-17mm | RMC | 9400/1880 | 1:1 | 0.625 | 0.09 | 22.42 | 23.50 | 1.282 | 0.801 | 22.9 |
| Back side-17mm | RMC | 9262/1852.4 | 1:1 | 0.506 | 0.06 | 22.25 | 23.50 | 1.334 | 0.675 | 22.9 |
| Back side-17mm | RMC | 9538/1907.6 | 1:1 | 0.644 | 0.01 | 22.41 | 23.50 | 1.285 | 0.828 | 22.9 |

Table 13: SAR of WCDMA Band II for Head and Body.



Unless otherwise agreed in writing, this document is issued by the Company subject to its General Conditions of Service printed overleaf, available on request or accessible at <http://www.sgs.com/en/Terms-and-Conditions.aspx> and, for electronic format documents, subject to Terms and Conditions for Electronic Documents at <http://www.sgs.com/en/Terms-and-Conditions/Terms-e-Documents.aspx>. Attention is drawn to the limitation of liability, indemnification and jurisdiction issues defined therein. Any holder of this document is advised that information contained hereon reflects the Company's findings at the time of its intervention only and within the limits of Client's instructions, if any. The Company's sole responsibility is to its Client and this document does not exonerate parties to a transaction from exercising all their rights and obligations under the transaction documents. This document cannot be reproduced except in full, without prior written approval of the Company. Any unauthorized alteration, forgery or falsification of the content or appearance of this document is unlawful and offenders may be prosecuted to the fullest extent of the law. Unless otherwise stated the results shown in this test report refer only to the sample(s) tested and such sample(s) are retained for 30 days only.

Attention: To check the authenticity of testing /inspection report & certificate, please contact us at telephone: (86-755) 8307 1443, or email: CN.Doccheck@sgs.com

South of No. 6 Plant, No. 1, Rurong Road, Suzhou Industrial Park, Suzhou Area, China (Jiangsu) Pilot Free Trade Zone 215000 t (86-512) 62992980 www.sgs.com.cn
 中国·苏州·中国(江苏)自由贸易试验区苏州片区苏州工业园区润融路1号的6号厂房南楼 邮编: 215000 t (86-512) 62992980 sgs.china@sgs.com

8.2.4 SAR Result of WCDMA Band IV

| W B4 SAR Test Record | | | | | | | | | | |
|--|-----------|----------------|------------|----------------|------------------|----------------------|--------------------|---------------|-----------------------|------------------|
| Ant 0 Test Record | | | | | | | | | | |
| Test position | Test mode | Test ch./Freq. | Duty Cycle | SAR (W/kg) 1-g | Power drift (dB) | Conducted Power(dBm) | Tune up Limit(dBm) | Scaled factor | Scaled SAR 1-g (W/kg) | Liquid Temp.(°C) |
| Head Test Data | | | | | | | | | | |
| Left cheek | RMC | 1412/1732.4 | 1:1 | 0.069 | -0.03 | 24.19 | 25.50 | 1.352 | 0.093 | 22.9 |
| Left tilted | RMC | 1412/1732.4 | 1:1 | 0.053 | 0.10 | 24.19 | 25.50 | 1.352 | 0.072 | 22.9 |
| Right cheek | RMC | 1412/1732.4 | 1:1 | 0.106 | 0.05 | 24.19 | 25.50 | 1.352 | 0.143 | 22.9 |
| Right tilted | RMC | 1412/1732.4 | 1:1 | 0.062 | 0.03 | 24.19 | 25.50 | 1.352 | 0.084 | 22.9 |
| Hotspot (sensor on) Test data(Separate 10mm) | | | | | | | | | | |
| Front side | RMC | 1412/1732.4 | 1:1 | 0.138 | 0.07 | 19.18 | 20.50 | 1.355 | 0.187 | 22.9 |
| Back side | RMC | 1412/1732.4 | 1:1 | 0.351 | 0.02 | 19.18 | 20.50 | 1.355 | 0.476 | 22.9 |
| Bottom side | RMC | 1412/1732.4 | 1:1 | 0.425 | 0.05 | 19.18 | 20.50 | 1.355 | 0.576 | 22.9 |
| Hotspot (sensor off) Test data | | | | | | | | | | |
| Front side-12mm | RMC | 1412/1732.4 | 1:1 | 0.296 | 0.02 | 24.19 | 25.50 | 1.352 | 0.400 | 22.9 |
| Back side-17mm | RMC | 1412/1732.4 | 1:1 | 0.368 | -0.04 | 24.19 | 25.50 | 1.352 | 0.498 | 22.9 |
| Left side-10mm | RMC | 1412/1732.4 | 1:1 | 0.044 | 0.07 | 24.19 | 25.50 | 1.352 | 0.059 | 22.9 |
| Right side-10mm | RMC | 1412/1732.4 | 1:1 | 0.046 | 0.08 | 24.19 | 25.50 | 1.352 | 0.062 | 22.9 |
| Bottom side-15mm | RMC | 1412/1732.4 | 1:1 | 0.477 | 0.08 | 24.19 | 25.50 | 1.352 | 0.645 | 22.9 |
| Body-worn Test data(Separate 10mm) | | | | | | | | | | |
| Front side | RMC | 1412/1732.4 | 1:1 | 0.138 | 0.07 | 19.18 | 20.50 | 1.355 | 0.187 | 22.9 |
| Back side | RMC | 1412/1732.4 | 1:1 | 0.351 | 0.02 | 19.18 | 20.50 | 1.355 | 0.476 | 22.9 |
| Front side-12mm | RMC | 1412/1732.4 | 1:1 | 0.296 | 0.02 | 24.19 | 25.50 | 1.352 | 0.400 | 22.9 |
| Back side-17mm | RMC | 1412/1732.4 | 1:1 | 0.368 | -0.04 | 24.19 | 25.50 | 1.352 | 0.498 | 22.9 |
| Ant 4 Test Record | | | | | | | | | | |
| Test position | Test mode | Test ch./Freq. | Duty Cycle | SAR (W/kg) 1-g | Power drift (dB) | Conducted Power(dBm) | Tune up Limit(dBm) | Scaled factor | Scaled SAR 1-g (W/kg) | Liquid Temp.(°C) |
| Head Test Data | | | | | | | | | | |
| Left cheek | RMC | 1412/1732.4 | 1:1 | 0.256 | 0.02 | 16.22 | 16.50 | 1.067 | 0.273 | 22.9 |
| Left tilted | RMC | 1412/1732.4 | 1:1 | 0.341 | -0.03 | 16.22 | 16.50 | 1.067 | 0.364 | 22.9 |
| Right cheek | RMC | 1412/1732.4 | 1:1 | 0.500 | 0.10 | 16.22 | 16.50 | 1.067 | 0.533 | 22.9 |
| Right tilted | RMC | 1412/1732.4 | 1:1 | 0.697 | -0.05 | 16.22 | 16.50 | 1.067 | 0.743 | 22.9 |
| Hotspot (sensor on) Test data(Separate 10mm) | | | | | | | | | | |
| Front side | RMC | 1412/1732.4 | 1:1 | 0.305 | 0.05 | 18.23 | 19.00 | 1.194 | 0.364 | 22.9 |
| Back side | RMC | 1412/1732.4 | 1:1 | 0.579 | -0.15 | 18.23 | 19.00 | 1.194 | 0.691 | 22.9 |
| Top side | RMC | 1412/1732.4 | 1:1 | 0.688 | -0.06 | 18.23 | 19.00 | 1.194 | 0.821 | 22.9 |
| Top side | RMC | 1312/1712.4 | 1:1 | 0.629 | 0.11 | 18.07 | 19.00 | 1.239 | 0.779 | 22.9 |
| Top side | RMC | 1513/1752.6 | 1:1 | 0.637 | 0.06 | 18.22 | 19.00 | 1.197 | 0.762 | 22.9 |
| Hotspot (sensor off) Test data | | | | | | | | | | |
| Front side-12mm | RMC | 1412/1732.4 | 1:1 | 0.651 | 0.06 | 24.65 | 25.50 | 1.216 | 0.792 | 22.9 |
| Back side-17mm | RMC | 1412/1732.4 | 1:1 | 0.597 | 0.01 | 24.65 | 25.50 | 1.216 | 0.726 | 22.9 |



Unless otherwise agreed in writing, this document is issued by the Company subject to its General Conditions of Service printed overleaf, available on request or accessible at <http://www.sgs.com/en/Terms-and-Conditions.aspx> and, for electronic format documents, subject to Terms and Conditions for Electronic Documents at <http://www.sgs.com/en/Terms-and-Conditions/Terms-e-Documents.aspx>. Attention is drawn to the limitation of liability, indemnification and jurisdiction issues defined therein. Any holder of this document is advised that information contained hereon reflects the Company's findings at the time of its intervention only and within the limits of Client's instructions, if any. The Company's sole responsibility is to its Client and this document does not exonerate parties to a transaction from exercising all their rights and obligations under the transaction documents. This document cannot be reproduced except in full, without prior written approval of the Company. Any unauthorized alteration, forgery or falsification of the content or appearance of this document is unlawful and offenders may be prosecuted to the fullest extent of the law. Unless otherwise stated the results shown in this test report refer only to the sample(s) tested and such sample(s) are retained for 30 days only.

Attention: To check the authenticity of testing/inspection report & certificate, please contact us at telephone: (86-755) 8307 1443, or email: CN.Doccheck@sgs.com

South of No. 6 Plant, No. 1, Rurong Road, Suzhou Industrial Park, Suzhou Area, China (Jiangsu) Pilot Free Trade Zone 215000 t (86-512) 62992980 www.sgs.com.cn
 中国·苏州·中国(江苏)自由贸易试验区苏州片区苏州工业园区润融路1号的6号厂房南楼 邮编: 215000 t (86-512) 62992980 sgs.china@sgs.com

| | | | | | | | | | | |
|------------------------------------|-----|-------------|-----|-------|-------|-------|-------|-------|--------------|------|
| Left side-10mm | RMC | 1412/1732.4 | 1:1 | 0.149 | 0.04 | 24.65 | 25.50 | 1.216 | 0.181 | 22.9 |
| Top side-19mm | RMC | 1412/1732.4 | 1:1 | 0.819 | -0.05 | 24.65 | 25.50 | 1.216 | 0.996 | 22.9 |
| Top side-19mm-Repeat SAR | RMC | 1412/1732.4 | 1:1 | 0.815 | 0.11 | 24.65 | 25.50 | 1.216 | 0.991 | 22.9 |
| Top side-19mm | RMC | 1312/1712.4 | 1:1 | 0.736 | -0.16 | 24.51 | 25.50 | 1.256 | 0.924 | 22.9 |
| Top side-19mm | RMC | 1513/1752.6 | 1:1 | 0.772 | 0.08 | 24.62 | 25.50 | 1.225 | 0.945 | 22.9 |
| Body-worn Test data(Separate 10mm) | | | | | | | | | | |
| Front side | RMC | 1412/1732.4 | 1:1 | 0.305 | 0.05 | 18.23 | 19.00 | 1.194 | 0.364 | 22.9 |
| Back side | RMC | 1412/1732.4 | 1:1 | 0.579 | -0.15 | 18.23 | 19.00 | 1.194 | 0.691 | 22.9 |
| Front side-12mm | RMC | 1412/1732.4 | 1:1 | 0.651 | 0.06 | 24.65 | 25.50 | 1.216 | 0.792 | 22.9 |
| Back side-17mm | RMC | 1412/1732.4 | 1:1 | 0.597 | 0.01 | 24.65 | 25.50 | 1.216 | 0.726 | 22.9 |

Table 14: SAR of WCDMA Band IV for Head and Body.

| Test Position | Channel/ Frequency | Measured SAR (1g) | 1 st Repeated | Ratio | 2 nd Repeated | 3 rd Repeated |
|---------------|-----------------------|----------------------|--------------------------|-------|--------------------------|--------------------------|
| | (MHz) | | SAR (1g) | | SAR (1g) | SAR (1g) |
| Top side-19mm | 1412/1732.4 | 0.819 | 0.815 | 1.005 | N/A | N/A |

Note: 1) When the original highest measured SAR is ≥ 0.80 W/kg, the measurement was repeated once.

2) A second repeated measurement was performed only if the ratio of largest to smallest SAR for the original and first repeated measurements was > 1.20 or when the original or repeated measurement was ≥ 1.45 W/kg (~ 10% from the 1-g SAR limit).

3) A third repeated measurement was performed only if the original, first or second repeated measurement was ≥ 1.5 W/kg and the ratio of largest to smallest SAR for the original, first and second repeated measurements is > 1.20 .

4) Repeated measurements are not required when the original highest measured SAR is < 0.80 W/kg



Unless otherwise agreed in writing, this document is issued by the Company subject to its General Conditions of Service printed overleaf, available on request or accessible at <http://www.sgs.com/en/Terms-and-Conditions.aspx> and, for electronic format documents, subject to Terms and Conditions for Electronic Documents at <http://www.sgs.com/en/Terms-and-Conditions/Terms-e-Documents.aspx>. Attention is drawn to the limitation of liability, indemnification and jurisdiction issues defined therein. Any holder of this document is advised that information contained hereon reflects the Company's findings at the time of its intervention only and within the limits of Client's instructions, if any. The Company's sole responsibility is to its Client and this document does not exonerate parties to a transaction from exercising all their rights and obligations under the transaction documents. This document cannot be reproduced except in full, without prior written approval of the Company. Any unauthorized alteration, forgery or falsification of the content or appearance of this document is unlawful and offenders may be prosecuted to the fullest extent of the law. Unless otherwise stated the results shown in this test report refer only to the sample(s) tested and such sample(s) are retained for 30 days only.

Attention: To check the authenticity of testing /inspection report & certificate, please contact us at telephone: (86-755) 8307 1443, or email: CN.Doccheck@sgs.com

South of No. 6 Plant, No. 1, Rurong Road, Suzhou Industrial Park, Suzhou Area, China (Jiangsu) Pilot Free Trade Zone 215000
 中国·苏州·中国(江苏)自由贸易试验区苏州片区苏州工业园区润雅路1号的6号厂房南楼 邮编: 215000

t (86-512) 62992980 www.sgs.com.cn
 t (86-512) 62992980 sgs.china@sgs.com

8.2.5 SAR Result of WCDMA Band V

| W B5 SAR Test Record | | | | | | | | | | |
|--|-----------|----------------|------------|----------------|------------------|----------------------|--------------------|---------------|-----------------------|------------------|
| Ant 0 Test Record | | | | | | | | | | |
| Test position | Test mode | Test ch./Freq. | Duty Cycle | SAR (W/kg) 1-g | Power drift (dB) | Conducted Power(dBm) | Tune up Limit(dBm) | Scaled factor | Scaled SAR 1-g (W/kg) | Liquid Temp.(°C) |
| Head Test Data | | | | | | | | | | |
| Left cheek | RMC | 4182/836.4 | 1:1 | 0.148 | 0.01 | 24.18 | 25.50 | 1.355 | 0.201 | 22.2 |
| Left tilted | RMC | 4182/836.4 | 1:1 | 0.075 | 0.10 | 24.18 | 25.50 | 1.355 | 0.102 | 22.2 |
| Right cheek | RMC | 4182/836.4 | 1:1 | 0.184 | 0.02 | 24.18 | 25.50 | 1.355 | 0.249 | 22.2 |
| Right tilted | RMC | 4182/836.4 | 1:1 | 0.115 | 0.02 | 24.18 | 25.50 | 1.355 | 0.156 | 22.2 |
| Hotspot Test data(Separate 10mm) | | | | | | | | | | |
| Front side | RMC | 4182/836.4 | 1:1 | 0.202 | 0.06 | 24.18 | 25.50 | 1.355 | 0.274 | 22.2 |
| Back side | RMC | 4182/836.4 | 1:1 | 0.382 | 0.03 | 24.18 | 25.50 | 1.355 | 0.518 | 22.2 |
| Left side | RMC | 4182/836.4 | 1:1 | 0.125 | 0.03 | 24.18 | 25.50 | 1.355 | 0.169 | 22.2 |
| Right side | RMC | 4182/836.4 | 1:1 | 0.254 | 0.02 | 24.18 | 25.50 | 1.355 | 0.344 | 22.2 |
| Bottom side | RMC | 4182/836.4 | 1:1 | 0.349 | 0.04 | 24.18 | 25.50 | 1.355 | 0.473 | 22.2 |
| Body-worn Test data(Separate 10mm) | | | | | | | | | | |
| Front side | RMC | 4182/836.4 | 1:1 | 0.202 | 0.06 | 24.18 | 25.50 | 1.355 | 0.274 | 22.2 |
| Back side | RMC | 4182/836.4 | 1:1 | 0.382 | 0.03 | 24.18 | 25.50 | 1.355 | 0.518 | 22.2 |
| Ant 4 Test Record | | | | | | | | | | |
| Test position | Test mode | Test ch./Freq. | Duty Cycle | SAR (W/kg) 1-g | Power drift (dB) | Conducted Power(dBm) | Tune up Limit(dBm) | Scaled factor | Scaled SAR 1-g (W/kg) | Liquid Temp.(°C) |
| Head Test Data | | | | | | | | | | |
| Left cheek | RMC | 4182/836.4 | 1:1 | 0.751 | -0.18 | 23.56 | 24.50 | 1.242 | 0.932 | 22.2 |
| Left cheek | RMC | 4132/826.4 | 1:1 | 0.685 | 0.02 | 23.42 | 24.50 | 1.282 | 0.878 | 22.2 |
| Left cheek | RMC | 4233/846.6 | 1:1 | 0.739 | 0.09 | 23.55 | 24.50 | 1.245 | 0.920 | 22.2 |
| Left tilted | RMC | 4182/836.4 | 1:1 | 0.688 | 0.09 | 23.56 | 24.50 | 1.242 | 0.854 | 22.2 |
| Left tilted | RMC | 4132/826.4 | 1:1 | 0.604 | 0.08 | 23.42 | 24.50 | 1.282 | 0.775 | 22.2 |
| Left tilted | RMC | 4233/846.6 | 1:1 | 0.666 | 0.02 | 23.55 | 24.50 | 1.245 | 0.829 | 22.2 |
| Right cheek | RMC | 4182/836.4 | 1:1 | 0.200 | 0.09 | 23.56 | 24.50 | 1.242 | 0.248 | 22.2 |
| Right tilted | RMC | 4182/836.4 | 1:1 | 0.192 | 0.04 | 23.56 | 24.50 | 1.242 | 0.238 | 22.2 |
| Hotspot (sensor on) Test data(Separate 10mm) | | | | | | | | | | |
| Front side | RMC | 4182/836.4 | 1:1 | 0.171 | -0.01 | 23.56 | 24.50 | 1.242 | 0.212 | 22.2 |
| Back side | RMC | 4182/836.4 | 1:1 | 0.375 | -0.07 | 23.56 | 24.50 | 1.242 | 0.466 | 22.2 |
| Top side | RMC | 4182/836.4 | 1:1 | 0.269 | 0.04 | 23.56 | 24.50 | 1.242 | 0.334 | 22.2 |
| Hotspot (sensor off) Test data | | | | | | | | | | |
| Front side-12mm | RMC | 4182/836.4 | 1:1 | 0.094 | 0.02 | 24.42 | 25.50 | 1.282 | 0.121 | 22.2 |
| Back side-17mm | RMC | 4182/836.4 | 1:1 | 0.086 | -0.04 | 24.42 | 25.50 | 1.282 | 0.110 | 22.2 |
| Left side-10mm | RMC | 4182/836.4 | 1:1 | 0.082 | -0.01 | 24.42 | 25.50 | 1.282 | 0.105 | 22.2 |
| Top side-19mm | RMC | 4182/836.4 | 1:1 | 0.069 | 0.02 | 24.42 | 25.50 | 1.282 | 0.088 | 22.2 |
| Body-worn Test data(Separate 10mm) | | | | | | | | | | |
| Front side | RMC | 4182/836.4 | 1:1 | 0.171 | -0.01 | 23.56 | 24.50 | 1.242 | 0.212 | 22.2 |



Unless otherwise agreed in writing, this document is issued by the Company subject to its General Conditions of Service printed overleaf, available on request or accessible at <http://www.sgs.com/en/Terms-and-Conditions.aspx> and, for electronic format documents, subject to Terms and Conditions for Electronic Documents at <http://www.sgs.com/en/Terms-and-Conditions/Terms-e-Documents.aspx>. Attention is drawn to the limitation of liability, indemnification and jurisdiction issues defined therein. Any holder of this document is advised that information contained hereon reflects the Company's findings at the time of its intervention only and within the limits of Client's instructions, if any. The Company's sole responsibility is to its Client and this document does not exonerate parties to a transaction from exercising all their rights and obligations under the transaction documents. This document cannot be reproduced except in full, without prior written approval of the Company. Any unauthorized alteration, forgery or falsification of the content or appearance of this document is unlawful and offenders may be prosecuted to the fullest extent of the law. Unless otherwise stated the results shown in this test report refer only to the sample(s) tested and such sample(s) are retained for 30 days only.

Attention: To check the authenticity of testing/inspection report & certificate, please contact us at telephone: (86-755) 8307 1443, or email: CN.Doccheck@sgs.com

South of No. 6 Plant, No. 1, Rurong Road, Suzhou Industrial Park, Suzhou Area, China (Jiangsu) Pilot Free Trade Zone 215000 t (86-512) 62992980 www.sgs.com.cn
 中国·苏州·中国(江苏)自由贸易试验区苏州片区苏州工业园区润融路1号6号厂房南座 邮编: 215000 t (86-512) 62992980 sgs.china@sgs.com

Report No.: SEWM2304000137RG09

Rev.: 01

Page: 82 of 140

| | | | | | | | | | | |
|-----------------|-----|------------|-----|-------|-------|-------|-------|-------|-------|------|
| Back side | RMC | 4182/836.4 | 1:1 | 0.375 | -0.07 | 23.56 | 24.50 | 1.242 | 0.466 | 22.2 |
| Front side-12mm | RMC | 4182/836.4 | 1:1 | 0.094 | 0.02 | 24.42 | 25.50 | 1.282 | 0.121 | 22.2 |
| Back side-17mm | RMC | 4182/836.4 | 1:1 | 0.086 | -0.04 | 24.42 | 25.50 | 1.282 | 0.110 | 22.2 |

Table 15: SAR of WCDMA Band V for Head and Body.



Unless otherwise agreed in writing, this document is issued by the Company subject to its General Conditions of Service printed overleaf, available on request or accessible at <http://www.sgs.com/en/Terms-and-Conditions.aspx> and, for electronic format documents, subject to Terms and Conditions for Electronic Documents at <http://www.sgs.com/en/Terms-and-Conditions/Terms-e-Documents.aspx>. Attention is drawn to the limitation of liability, indemnification and jurisdiction issues defined therein. Any holder of this document is advised that information contained hereon reflects the Company's findings at the time of its intervention only and within the limits of Client's instructions, if any. The Company's sole responsibility is to its Client and this document does not exonerate parties to a transaction from exercising all their rights and obligations under the transaction documents. This document cannot be reproduced except in full, without prior written approval of the Company. Any unauthorized alteration, forgery or falsification of the content or appearance of this document is unlawful and offenders may be prosecuted to the fullest extent of the law. Unless otherwise stated the results shown in this test report refer only to the sample(s) tested and such sample(s) are retained for 30 days only.

Attention: To check the authenticity of testing /inspection report & certificate, please contact us at telephone: (86-755) 8307 1443, or email: CN.Doccheck@sgs.com

South of No. 6 Plant No. 1, Rurong Road, Suzhou Industrial Park, Suzhou Area, China (Jiangsu) Pilot Free Trade Zone 215000 t (86-512) 62992980 www.sgsgroup.com.cn
 中国·苏州·中国(江苏)自由贸易试验区苏州片区苏州工业园区润雅路1号的6号厂房南座 邮编: 215000 t (86-512) 62992980 sgs.china@sgs.com

8.2.6 SAR Result of LTE Band 2

| LTE Band 2 SAR Test Record | | | | | | | | | | | |
|--|----|-----------|----------------|------------|----------------|------------------|----------------------|--------------------|--------------|------------------------|------------------|
| Ant 0 Test Record | | | | | | | | | | | |
| Test position | BW | Test mode | Test ch./Freq. | Duty Cycle | SAR (W/kg) 1-g | Power drift (dB) | Conducted Power(dBm) | Tune up Limit(dBm) | Scale factor | Scale d SAR 1-g (W/kg) | Liquid Temp.(°C) |
| Head Test Data(1RB) | | | | | | | | | | | |
| Left cheek | 20 | QPSK 1_0 | 18900/1880 | 1:1 | 0.121 | 0.01 | 23.98 | 25.00 | 1.265 | 0.153 | 22.9 |
| Left tilted | 20 | QPSK 1_0 | 18900/1880 | 1:1 | 0.084 | 0.02 | 23.98 | 25.00 | 1.265 | 0.106 | 22.9 |
| Right cheek | 20 | QPSK 1_0 | 18900/1880 | 1:1 | 0.176 | 0.00 | 23.98 | 25.00 | 1.265 | 0.223 | 22.9 |
| Right tilted | 20 | QPSK 1_0 | 18900/1880 | 1:1 | 0.091 | -0.04 | 23.98 | 25.00 | 1.265 | 0.115 | 22.9 |
| Head Test Data(50%RB) | | | | | | | | | | | |
| Left cheek | 20 | QPSK 50_0 | 18900/1880 | 1:1 | 0.108 | -0.05 | 23.23 | 24.00 | 1.194 | 0.129 | 22.9 |
| Left tilted | 20 | QPSK 50_0 | 18900/1880 | 1:1 | 0.078 | 0.01 | 23.23 | 24.00 | 1.194 | 0.093 | 22.9 |
| Right cheek | 20 | QPSK 50_0 | 18900/1880 | 1:1 | 0.135 | 0.03 | 23.23 | 24.00 | 1.194 | 0.161 | 22.9 |
| Right tilted | 20 | QPSK 50_0 | 18900/1880 | 1:1 | 0.074 | 0.04 | 23.23 | 24.00 | 1.194 | 0.088 | 22.9 |
| Hotspot (sensor on) Test data(Separate 10mm 1RB) | | | | | | | | | | | |
| Front side | 20 | QPSK 1_0 | 18900/1880 | 1:1 | 0.196 | -0.01 | 20.05 | 21.00 | 1.245 | 0.244 | 22.9 |
| Back side | 20 | QPSK 1_0 | 18900/1880 | 1:1 | 0.337 | 0.04 | 20.05 | 21.00 | 1.245 | 0.419 | 22.9 |
| Bottom side | 20 | QPSK 1_0 | 18900/1880 | 1:1 | 0.355 | 0.09 | 20.05 | 21.00 | 1.245 | 0.442 | 22.9 |
| Hotspot (sensor on) Test data(Separate 10mm 50%RB) | | | | | | | | | | | |
| Front side | 20 | QPSK 50_0 | 18900/1880 | 1:1 | 0.211 | 0.05 | 20.03 | 21.00 | 1.250 | 0.264 | 22.9 |
| Back side | 20 | QPSK 50_0 | 18900/1880 | 1:1 | 0.353 | 0.02 | 20.03 | 21.00 | 1.250 | 0.441 | 22.9 |
| Bottom side | 20 | QPSK 50_0 | 18900/1880 | 1:1 | 0.357 | -0.03 | 20.03 | 21.00 | 1.250 | 0.446 | 22.9 |
| Hotspot (sensor off) Test data(1RB) | | | | | | | | | | | |
| Front side-12mm | 20 | QPSK 1_0 | 18900/1880 | 1:1 | 0.261 | -0.02 | 23.98 | 25.00 | 1.265 | 0.330 | 22.9 |
| Back side-17mm | 20 | QPSK 1_0 | 18900/1880 | 1:1 | 0.293 | 0.04 | 23.98 | 25.00 | 1.265 | 0.371 | 22.9 |
| Left side-10mm | 20 | QPSK 1_0 | 18900/1880 | 1:1 | 0.077 | 0.04 | 23.98 | 25.00 | 1.265 | 0.097 | 22.9 |
| Right side-10mm | 20 | QPSK 1_0 | 18900/1880 | 1:1 | 0.086 | -0.02 | 23.98 | 25.00 | 1.265 | 0.109 | 22.9 |
| Bottom side-15mm | 20 | QPSK 1_0 | 18900/1880 | 1:1 | 0.316 | 0.06 | 23.98 | 25.00 | 1.265 | 0.400 | 22.9 |
| Hotspot (sensor off) Test data(50%RB) | | | | | | | | | | | |
| Front side-12mm | 20 | QPSK 50_0 | 18900/1880 | 1:1 | 0.211 | 0.02 | 23.23 | 24.00 | 1.194 | 0.252 | 22.9 |
| Back side-17mm | 20 | QPSK 50_0 | 18900/1880 | 1:1 | 0.247 | -0.01 | 23.23 | 24.00 | 1.194 | 0.295 | 22.9 |
| Left side-10mm | 20 | QPSK 50_0 | 18900/1880 | 1:1 | 0.086 | 0.07 | 23.23 | 24.00 | 1.194 | 0.103 | 22.9 |
| Right side-10mm | 20 | QPSK 50_0 | 18900/1880 | 1:1 | 0.089 | -0.04 | 23.23 | 24.00 | 1.194 | 0.106 | 22.9 |
| Bottom side-15mm | 20 | QPSK 50_0 | 18900/1880 | 1:1 | 0.263 | 0.02 | 23.23 | 24.00 | 1.194 | 0.314 | 22.9 |
| Body-worn Test data(Separate 10mm 1RB) | | | | | | | | | | | |
| Front side | 20 | QPSK 1_0 | 18900/1880 | 1:1 | 0.196 | -0.01 | 20.05 | 21.00 | 1.245 | 0.244 | 22.9 |
| Back side | 20 | QPSK 1_0 | 18900/1880 | 1:1 | 0.337 | 0.04 | 20.05 | 21.00 | 1.245 | 0.419 | 22.9 |
| Front side-12mm | 20 | QPSK 1_0 | 18900/1880 | 1:1 | 0.261 | -0.02 | 23.98 | 25.00 | 1.265 | 0.330 | 22.9 |
| Back side-17mm | 20 | QPSK 1_0 | 18900/1880 | 1:1 | 0.293 | 0.04 | 23.98 | 25.00 | 1.265 | 0.371 | 22.9 |
| Body-worn Test data(Separate 10mm 50%RB) | | | | | | | | | | | |
| Front side | 20 | QPSK 50_0 | 18900/1880 | 1:1 | 0.211 | 0.05 | 20.03 | 21.00 | 1.250 | 0.264 | 22.9 |



Unless otherwise agreed in writing, this document is issued by the Company subject to its General Conditions of Service printed overleaf, available on request or accessible at <http://www.sgs.com/en/Terms-and-Conditions.aspx> and, for electronic format documents, subject to Terms and Conditions for Electronic Documents at <http://www.sgs.com/en/Terms-and-Conditions/Terms-e-Documents.aspx>. Attention is drawn to the limitation of liability, indemnification and jurisdiction issues defined therein. Any holder of this document is advised that information contained hereon reflects the Company's findings at the time of its intervention only and within the limits of Client's instructions, if any. The Company's sole responsibility is to its Client and this document does not exonerate parties to a transaction from exercising all their rights and obligations under the transaction documents. This document cannot be reproduced except in full, without prior written approval of the Company. Any unauthorized alteration, forgery or falsification of the content or appearance of this document is unlawful and offenders may be prosecuted to the fullest extent of the law. Unless otherwise stated the results shown in this test report refer only to the sample(s) tested and such sample(s) are retained for 30 days only.

Attention: To check the authenticity of testing/inspection report & certificate, please contact us at telephone: (86-755) 8307 1443, or email: CN.Doccheck@sgs.com

South of No. 6 Plant, No. 1, Purushang Road, Suzhou Industrial Park, Suzhou Area, China (Jiangsu) Pilot Free Trade Zone 215000 t (86-512) 62992980 www.sgsgroup.com.cn
 中国·苏州·中国(江苏)自由贸易试验区苏州片区苏州工业园区润雅路1号的6号厂房南楼 邮编: 215000 t (86-512) 62992980 sgs.china@sgs.com

| Back side | 20 | QPSK 50_0 | 18900/1880 | 1:1 | 0.353 | 0.02 | 20.03 | 21.00 | 1.250 | 0.441 | 22.9 |
|--|----|------------|----------------|------------|----------------|-------------------|----------------------|--------------------|--------------|----------------------|------------------|
| Front side-12mm | 20 | QPSK 50_0 | 18900/1880 | 1:1 | 0.211 | 0.02 | 23.23 | 24.00 | 1.194 | 0.252 | 22.9 |
| Back side-17mm | 20 | QPSK 50_0 | 18900/1880 | 1:1 | 0.247 | -0.01 | 23.23 | 24.00 | 1.194 | 0.295 | 22.9 |
| Ant 4 Test Record | | | | | | | | | | | |
| Test position | BW | Test mode | Test ch./Freq. | Duty Cycle | SAR (W/kg) 1-g | Power drift (dBm) | Conducted Power(dBm) | Tune up Limit(dBm) | Scale factor | Scale SAR 1-g (W/kg) | Liquid Temp.(°C) |
| Head Test Data(1RB) | | | | | | | | | | | |
| Left cheek | 20 | QPSK 1_0 | 18900/1880 | 1:1 | 0.322 | 0.04 | 14.81 | 15.50 | 1.172 | 0.377 | 22.9 |
| Left tilted | 20 | QPSK 1_0 | 18900/1880 | 1:1 | 0.413 | 0.08 | 14.81 | 15.50 | 1.172 | 0.484 | 22.9 |
| Right cheek | 20 | QPSK 1_0 | 18900/1880 | 1:1 | 0.459 | 0.04 | 14.81 | 15.50 | 1.172 | 0.538 | 22.9 |
| Right tilted | 20 | QPSK 1_0 | 18900/1880 | 1:1 | 0.585 | 0.08 | 14.81 | 15.50 | 1.172 | 0.686 | 22.9 |
| Head Test Data(50%RB) | | | | | | | | | | | |
| Left cheek | 20 | QPSK 50_0 | 18900/1880 | 1:1 | 0.346 | 0.08 | 14.67 | 15.50 | 1.211 | 0.419 | 22.9 |
| Left tilted | 20 | QPSK 50_0 | 18900/1880 | 1:1 | 0.450 | 0.03 | 14.67 | 15.50 | 1.211 | 0.545 | 22.9 |
| Right cheek | 20 | QPSK 50_0 | 18900/1880 | 1:1 | 0.484 | 0.02 | 14.67 | 15.50 | 1.211 | 0.586 | 22.9 |
| Right tilted | 20 | QPSK 50_0 | 18900/1880 | 1:1 | 0.619 | 0.04 | 14.67 | 15.50 | 1.211 | 0.749 | 22.9 |
| Right tilted-ENDC | 20 | QPSK 50_0 | 18900/1880 | 1:1 | 0.388 | 0.05 | 13.51 | 14.50 | 1.256 | 0.487 | 22.9 |
| Hotspot (sensor on) Test data(Separate 10mm 1RB) | | | | | | | | | | | |
| Front side | 20 | QPSK 1_0 | 18900/1880 | 1:1 | 0.262 | 0.06 | 17.73 | 18.50 | 1.194 | 0.313 | 22.9 |
| Back side | 20 | QPSK 1_0 | 18900/1880 | 1:1 | 0.442 | -0.03 | 17.73 | 18.50 | 1.194 | 0.528 | 22.9 |
| Top side | 20 | QPSK 1_0 | 18900/1880 | 1:1 | 0.680 | -0.01 | 17.73 | 18.50 | 1.194 | 0.812 | 22.9 |
| Top side | 20 | QPSK 1_0 | 18700/1860 | 1:1 | 0.573 | 0.01 | 17.59 | 18.50 | 1.233 | 0.707 | 22.9 |
| Top side | 20 | QPSK 1_0 | 19100/1900 | 1:1 | 0.796 | 0.06 | 17.49 | 18.50 | 1.262 | 1.004 | 22.9 |
| Hotspot (sensor on) Test data(Separate 10mm 50%RB) | | | | | | | | | | | |
| Front side | 20 | QPSK 50_0 | 18900/1880 | 1:1 | 0.272 | 0.09 | 17.61 | 18.50 | 1.227 | 0.334 | 22.9 |
| Back side | 20 | QPSK 50_0 | 18900/1880 | 1:1 | 0.551 | 0.00 | 17.61 | 18.50 | 1.227 | 0.676 | 22.9 |
| Top side | 20 | QPSK 50_0 | 18900/1880 | 1:1 | 0.701 | 0.03 | 17.61 | 18.50 | 1.227 | 0.860 | 22.9 |
| Top side | 20 | QPSK 50_0 | 18700/1860 | 1:1 | 0.582 | 0.07 | 17.42 | 18.50 | 1.282 | 0.746 | 22.9 |
| Top side | 20 | QPSK 50_0 | 19100/1900 | 1:1 | 0.806 | -0.03 | 17.27 | 18.50 | 1.327 | 1.070 | 22.9 |
| Top side-ENDC | 20 | QPSK 50_0 | 19100/1900 | 1:1 | 0.424 | 0.09 | 15.56 | 16.50 | 1.242 | 0.526 | 22.9 |
| Hotspot (sensor on) Test data(Separate 10mm 100%RB) | | | | | | | | | | | |
| Top side | 20 | QPSK 100_0 | 18900/1880 | 1:1 | 0.688 | -0.05 | 17.59 | 18.50 | 1.233 | 0.848 | 22.9 |
| Top side | 20 | QPSK 100_0 | 18700/1860 | 1:1 | 0.579 | 0.07 | 17.47 | 18.50 | 1.268 | 0.734 | 22.9 |
| Top side | 20 | QPSK 100_0 | 19100/1900 | 1:1 | 0.793 | 0.05 | 17.34 | 18.50 | 1.306 | 1.036 | 22.9 |
| Hotspot (sensor off) Test data(1RB) | | | | | | | | | | | |
| Front side-12mm | 20 | QPSK 1_0 | 18900/1880 | 1:1 | 0.540 | -0.05 | 22.26 | 23.00 | 1.186 | 0.640 | 22.9 |
| Back side-17mm | 20 | QPSK 1_0 | 18900/1880 | 1:1 | 0.529 | 0.04 | 22.26 | 23.00 | 1.186 | 0.627 | 22.9 |
| Left side-10mm | 20 | QPSK 1_0 | 18900/1880 | 1:1 | 0.135 | 0.03 | 22.26 | 23.00 | 1.186 | 0.160 | 22.9 |
| Top side-19mm | 20 | QPSK 1_0 | 18900/1880 | 1:1 | 0.811 | 0.06 | 22.26 | 23.00 | 1.186 | 0.962 | 22.9 |
| Top side-19mm | 20 | QPSK 1_0 | 18700/1860 | 1:1 | 0.723 | 0.01 | 22.18 | 23.00 | 1.208 | 0.873 | 22.9 |
| Top side-19mm | 20 | QPSK 1_0 | 19100/1900 | 1:1 | 0.882 | 0.09 | 22.25 | 23.00 | 1.189 | 1.048 | 22.9 |
| Hotspot (sensor off) Test data(50%RB) | | | | | | | | | | | |



Unless otherwise agreed in writing, this document is issued by the Company subject to its General Conditions of Service printed overleaf, available on request or accessible at <http://www.sgs.com/en/Terms-and-Conditions.aspx> and, for electronic format documents, subject to Terms and Conditions for Electronic Documents at <http://www.sgs.com/en/Terms-and-Conditions/Document.aspx>. Attention is drawn to the limitation of liability, indemnification and jurisdiction issues defined therein. Any holder of this document is advised that information contained hereon reflects the Company's findings at the time of its intervention only and within the limits of Client's instructions, if any. The Company's sole responsibility is to its Client and this document does not exonerate parties to a transaction from exercising all their rights and obligations under the transaction documents. This document cannot be reproduced except in full, without prior written approval of the Company. Any unauthorized alteration, forgery or falsification of the content or appearance of this document is unlawful and offenders may be prosecuted to the fullest extent of the law. Unless otherwise stated the results shown in this test report refer only to the sample(s) tested and such sample(s) are retained for 30 days only.

Attention: To check the authenticity of testing/inspection report & certificate, please contact us at telephone: (86-755) 8307 1443, or email: CN.Doccheck@sgs.com

South of No. 6 Plant, No. 1, Purushang Road, Suzhou Industrial Park, Suzhou Area, China (Jiangsu) Pilot Free Trade Zone 215000 t (86-512) 62992980 www.sgs.com.cn
 中国·苏州·中国 (江苏) 自由贸易试验区苏州片区苏州工业园区唯陆路1号的6号厂房南楼 邮编: 215000 t (86-512) 62992980 sgs.china@sgs.com

| | | | | | | | | | | | |
|--|----|------------|------------|-----|-------|-------|-------|-------|-------|--------------|------|
| Front side-12mm | 20 | QPSK 50_0 | 18900/1880 | 1:1 | 0.546 | -0.16 | 22.24 | 23.00 | 1.191 | 0.650 | 22.9 |
| Back side-17mm | 20 | QPSK 50_0 | 18900/1880 | 1:1 | 0.531 | 0.02 | 22.24 | 23.00 | 1.191 | 0.633 | 22.9 |
| Left side-10mm | 20 | QPSK 50_0 | 18900/1880 | 1:1 | 0.141 | 0.05 | 22.24 | 23.00 | 1.191 | 0.168 | 22.9 |
| Top side-19mm | 20 | QPSK 50_0 | 18900/1880 | 1:1 | 0.816 | 0.12 | 22.24 | 23.00 | 1.191 | 0.972 | 22.9 |
| Top side-19mm | 20 | QPSK 50_0 | 18700/1860 | 1:1 | 0.735 | -0.12 | 22.16 | 23.00 | 1.213 | 0.892 | 22.9 |
| Top side-19mm | 20 | QPSK 50_0 | 19100/1900 | 1:1 | 0.891 | 0.08 | 22.24 | 23.00 | 1.191 | 1.061 | 22.9 |
| Top side-19mm-Repeat SAR | 20 | QPSK 50_0 | 19100/1900 | 1:1 | 0.887 | 0.05 | 22.24 | 23.00 | 1.191 | 1.057 | 22.9 |
| Hotspot (sensor off) Test data(50%RB) | | | | | | | | | | | |
| Top side-19mm | 20 | QPSK 100_0 | 18900/1880 | 1:1 | 0.808 | 0.02 | 22.20 | 23.00 | 1.202 | 0.971 | 22.9 |
| Top side-19mm | 20 | QPSK 100_0 | 18700/1860 | 1:1 | 0.717 | -0.16 | 22.12 | 23.00 | 1.225 | 0.878 | 22.9 |
| Top side-19mm | 20 | QPSK 100_0 | 19100/1900 | 1:1 | 0.877 | 0.07 | 22.18 | 23.00 | 1.208 | 1.059 | 22.9 |
| Body-worn Test data(Separate 10mm 1RB) | | | | | | | | | | | |
| Front side | 20 | QPSK 1_0 | 18900/1880 | 1:1 | 0.262 | 0.06 | 17.73 | 18.50 | 1.194 | 0.313 | 22.9 |
| Back side | 20 | QPSK 1_0 | 18900/1880 | 1:1 | 0.442 | -0.03 | 17.73 | 18.50 | 1.194 | 0.528 | 22.9 |
| Front side-12mm | 20 | QPSK 1_0 | 18900/1880 | 1:1 | 0.540 | -0.05 | 22.26 | 23.00 | 1.186 | 0.640 | 22.9 |
| Back side-17mm | 20 | QPSK 1_0 | 18900/1880 | 1:1 | 0.529 | 0.04 | 22.26 | 23.00 | 1.186 | 0.627 | 22.9 |
| Body-worn Test data(Separate 10mm 50%RB) | | | | | | | | | | | |
| Front side | 20 | QPSK 50_0 | 18900/1880 | 1:1 | 0.272 | 0.09 | 17.61 | 18.50 | 1.227 | 0.334 | 22.9 |
| Back side | 20 | QPSK 50_0 | 18900/1880 | 1:1 | 0.551 | -0.14 | 17.61 | 18.50 | 1.227 | 0.676 | 22.9 |
| Back side-ENDC | 20 | QPSK 50_0 | 18900/1880 | 1:1 | 0.418 | 0.04 | 15.56 | 16.50 | 1.242 | 0.519 | 22.9 |
| Front side-12mm | 20 | QPSK 50_0 | 18900/1880 | 1:1 | 0.546 | -0.16 | 22.24 | 23.00 | 1.191 | 0.650 | 22.9 |
| Back side-17mm | 20 | QPSK 50_0 | 18900/1880 | 1:1 | 0.531 | 0.02 | 22.24 | 23.00 | 1.191 | 0.633 | 22.9 |

Table 16: SAR of LTE Band 2 for Head and Body.

| Test Position | Channel/ Frequency | Measured SAR (1g) | 1 st Repeated | Ratio | 2 nd Repeated | 3 rd Repeated |
|---------------|-----------------------|----------------------|--------------------------|-------|--------------------------|--------------------------|
| | (MHz) | | SAR (1g) | | SAR (1g) | SAR (1g) |
| Top side-19mm | 19100/1900 | 0.891 | 0.887 | 1.005 | N/A | N/A |

Note: 1) When the original highest measured SAR is ≥ 0.80 W/kg, the measurement was repeated once.

2) A second repeated measurement was performed only if the ratio of largest to smallest SAR for the original and first repeated measurements was > 1.20 or when the original or repeated measurement was ≥ 1.45 W/kg ($\sim 10\%$ from the 1-g SAR limit).

3) A third repeated measurement was performed only if the original, first or second repeated measurement was ≥ 1.5 W/kg and the ratio of largest to smallest SAR for the original, first and second repeated measurements is > 1.20 .

4) Repeated measurements are not required when the original highest measured SAR is < 0.80 W/kg



Unless otherwise agreed in writing, this document is issued by the Company subject to its General Conditions of Service printed overleaf, available on request or accessible at <http://www.sgs.com/en/Terms-and-Conditions.aspx> and, for electronic format documents, subject to Terms and Conditions for Electronic Documents at <http://www.sgs.com/en/Terms-and-Conditions/Terms-e-Documents.aspx>. Attention is drawn to the limitation of liability, indemnification and jurisdiction issues defined therein. Any holder of this document is advised that information contained hereon reflects the Company's findings at the time of its intervention only and within the limits of Client's instructions, if any. The Company's sole responsibility is to its Client and this document does not exonerate parties to a transaction from exercising all their rights and obligations under the transaction documents. This document cannot be reproduced except in full, without prior written approval of the Company. Any unauthorized alteration, forgery or falsification of the content or appearance of this document is unlawful and offenders may be prosecuted to the fullest extent of the law. Unless otherwise stated the results shown in this test report refer only to the sample(s) tested and such sample(s) are retained for 30 days only.

Attention: To check the authenticity of testing/inspection report & certificate, please contact us at telephone: (86-755) 8307 1443, or email: CN.Doccheck@sgs.com

South of No. 6 Plant, No. 1, Rurong Road, Suzhou Industrial Park, Suzhou Area, China (Jiangsu) Pilot Free Trade Zone 215000
 中国·苏州·中国(江苏)自由贸易试验区苏州片区苏州工业园区润融路1号的6号厂房南楼 邮编: 215000

t (86-512) 62992980 www.sgs.com.cn
 t (86-512) 62992980 sgs.china@sgs.com

8.2.7 SAR Result of LTE Band 7

| LTE Band 7 SAR Test Record | | | | | | | | | | | |
|--|-----|-----------|-------------------------|------------|----------------|------------------|----------------------|--------------------|---------------|-----------------------|------------------|
| Ant 0 Test Record | | | | | | | | | | | |
| Test position | BW. | Test mode | Test ch./Freq. | Duty Cycle | SAR (W/kg) 1-g | Power drift (dB) | Conducted Power(dBm) | Tune up Limit(dBm) | Scaled factor | Scaled SAR 1-g (W/kg) | Liquid Temp.(°C) |
| Head Test Data(1RB) | | | | | | | | | | | |
| Left cheek | 20 | QPSK 1_0 | 21100/2535 | 1:1 | 0.173 | -0.02 | 23.79 | 25.00 | 1.321 | 0.229 | 22.5 |
| Left cheek - CA_7C | 20 | QPSK 1_0 | 21100+20902/2535+2515.2 | 1:1 | 0.155 | 0.05 | 23.61 | 25.00 | 1.377 | 0.213 | 22.5 |
| Left tilted | 20 | QPSK 1_0 | 21100/2535 | 1:1 | 0.101 | 0.09 | 23.79 | 25.00 | 1.321 | 0.133 | 22.5 |
| Right cheek | 20 | QPSK 1_0 | 21100/2535 | 1:1 | 0.107 | 0.03 | 23.79 | 25.00 | 1.321 | 0.141 | 22.5 |
| Right tilted | 20 | QPSK 1_0 | 21100/2535 | 1:1 | 0.065 | -0.01 | 23.79 | 25.00 | 1.321 | 0.086 | 22.5 |
| Head Test Data(50%RB) | | | | | | | | | | | |
| Left cheek | 20 | QPSK 50_0 | 21100/2535 | 1:1 | 0.152 | 0.06 | 22.66 | 24.00 | 1.361 | 0.207 | 22.5 |
| Left tilted | 20 | QPSK 50_0 | 21100/2535 | 1:1 | 0.039 | -0.01 | 22.66 | 24.00 | 1.361 | 0.053 | 22.5 |
| Right cheek | 20 | QPSK 50_0 | 21100/2535 | 1:1 | 0.076 | 0.08 | 22.66 | 24.00 | 1.361 | 0.103 | 22.5 |
| Right tilted | 20 | QPSK 50_0 | 21100/2535 | 1:1 | 0.055 | 0.00 | 22.66 | 24.00 | 1.361 | 0.075 | 22.5 |
| Hotspot (sensor on) Test data(Separate 10mm 1RB) | | | | | | | | | | | |
| Front side | 20 | QPSK 1_0 | 21100/2535 | 1:1 | 0.311 | 0.02 | 19.43 | 20.50 | 1.279 | 0.398 | 22.5 |
| Back side | 20 | QPSK 1_0 | 21100/2535 | 1:1 | 0.392 | 0.01 | 19.43 | 20.50 | 1.279 | 0.502 | 22.5 |
| Bottom side | 20 | QPSK 1_0 | 21100/2535 | 1:1 | 0.267 | 0.09 | 19.43 | 20.50 | 1.279 | 0.342 | 22.5 |
| Hotspot (sensor on) Test data(Separate 10mm 50%RB) | | | | | | | | | | | |
| Front side | 20 | QPSK 50_0 | 21100/2535 | 1:1 | 0.303 | 0.07 | 19.34 | 20.50 | 1.306 | 0.396 | 22.5 |
| Back side | 20 | QPSK 50_0 | 21100/2535 | 1:1 | 0.397 | 0.02 | 19.34 | 20.50 | 1.306 | 0.519 | 22.5 |
| Back side - CA_7C | 20 | QPSK 50_0 | 21100+20902/2535+2515.2 | 1:1 | 0.324 | 0.01 | 19.32 | 20.50 | 1.312 | 0.425 | 22.5 |
| Bottom side | 20 | QPSK 50_0 | 21100/2535 | 1:1 | 0.253 | -0.03 | 19.34 | 20.50 | 1.306 | 0.330 | 22.5 |
| Hotspot (sensor off) Test data(1RB) | | | | | | | | | | | |
| Front side-12mm | 20 | QPSK 1_0 | 21100/2535 | 1:1 | 0.539 | 0.07 | 23.79 | 25.00 | 1.321 | 0.712 | 22.5 |
| Back side-17mm | 20 | QPSK 1_0 | 21100/2535 | 1:1 | 0.431 | -0.15 | 23.79 | 25.00 | 1.321 | 0.569 | 22.5 |
| Left side-10mm | 20 | QPSK 1_0 | 21100/2535 | 1:1 | 0.117 | -0.04 | 23.79 | 25.00 | 1.321 | 0.155 | 22.5 |
| Right side-10mm | 20 | QPSK 1_0 | 21100/2535 | 1:1 | 0.062 | 0.04 | 23.79 | 25.00 | 1.321 | 0.082 | 22.5 |
| Bottom side-15mm | 20 | QPSK 1_0 | 21100/2535 | 1:1 | 0.202 | 0.06 | 23.79 | 25.00 | 1.321 | 0.267 | 22.5 |
| Hotspot (sensor off) Test data(50%RB) | | | | | | | | | | | |
| Front side-12mm | 20 | QPSK 50_0 | 21100/2535 | 1:1 | 0.524 | 0.02 | 22.66 | 24.00 | 1.361 | 0.713 | 22.5 |
| Back side-17mm | 20 | QPSK 50_0 | 21100/2535 | 1:1 | 0.406 | 0.01 | 22.66 | 24.00 | 1.361 | 0.553 | 22.5 |
| Left side-10mm | 20 | QPSK 50_0 | 21100/2535 | 1:1 | 0.112 | -0.03 | 22.66 | 24.00 | 1.361 | 0.152 | 22.5 |
| Right side-10mm | 20 | QPSK 50_0 | 21100/2535 | 1:1 | 0.063 | -0.05 | 22.66 | 24.00 | 1.361 | 0.086 | 22.5 |
| Bottom side-15mm | 20 | QPSK 50_0 | 21100/2535 | 1:1 | 0.176 | -0.08 | 22.66 | 24.00 | 1.361 | 0.240 | 22.5 |
| Body-worn Test data(Separate 10mm 1RB) | | | | | | | | | | | |
| Front side | 20 | QPSK 1_0 | 21100/2535 | 1:1 | 0.311 | 0.02 | 19.43 | 20.50 | 1.279 | 0.398 | 22.5 |
| Back side | 20 | QPSK 1_0 | 21100/2535 | 1:1 | 0.392 | 0.01 | 19.43 | 20.50 | 1.279 | 0.502 | 22.5 |



Unless otherwise agreed in writing, this document is issued by the Company subject to its General Conditions of Service printed overleaf, available on request or accessible at <http://www.sgs.com/en/Terms-and-Conditions.aspx> and, for electronic format documents, subject to Terms and Conditions for Electronic Documents at <http://www.sgs.com/en/Terms-and-Conditions/Terms-e-Documents.aspx>. Attention is drawn to the limitation of liability, indemnification and jurisdiction issues defined therein. Any holder of this document is advised that information contained hereon reflects the Company's findings at the time of its intervention only and within the limits of Client's instructions, if any. The Company's sole responsibility is to its Client and this document does not exonerate parties to a transaction from exercising all their rights and obligations under the transaction documents. This document cannot be reproduced except in full, without prior written approval of the Company. Any unauthorized alteration, forgery or falsification of the content or appearance of this document is unlawful and offenders may be prosecuted to the fullest extent of the law. Unless otherwise stated the results shown in this test report refer only to the sample(s) tested and such sample(s) are retained for 30 days only.

Attention: To check the authenticity of testing/inspection report & certificate, please contact us at telephone: (86-755) 8307 1443, or email: CN.Doccheck@sgs.com

South of No. 6 Plant, No. 1, Rurong Road, Suzhou Industrial Park, Suzhou Area, China (Jiangsu) Pilot Free Trade Zone 215000 t (86-512) 62992980 www.sgs.com.cn
 中国·苏州·中国(江苏)自由贸易试验区苏州片区苏州工业园区润雅路1号的6号厂房南楼 邮编: 215000 t (86-512) 62992980 sgs.china@sgs.com

| Front side-12mm | 20 | QPSK 1_0 | 21100/2535 | 1:1 | 0.539 | 0.07 | 23.79 | 25.00 | 1.321 | 0.712 | 22.5 |
|--|----|-----------|-------------------------|------------|----------------|------------------|----------------------|--------------------|---------------|-----------------------|------------------|
| Back side-17mm | 20 | QPSK 1_0 | 21100/2535 | 1:1 | 0.431 | -0.15 | 23.79 | 25.00 | 1.321 | 0.569 | 22.5 |
| Body-worn Test data(Separate 10mm 50%RB) | | | | | | | | | | | |
| Front side | 20 | QPSK 50_0 | 21100/2535 | 1:1 | 0.303 | 0.07 | 19.34 | 20.50 | 1.306 | 0.396 | 22.5 |
| Back side | 20 | QPSK 50_0 | 21100/2535 | 1:1 | 0.397 | 0.02 | 19.34 | 20.50 | 1.306 | 0.519 | 22.5 |
| Front side-12mm | 20 | QPSK 50_0 | 21100/2535 | 1:1 | 0.524 | 0.02 | 22.66 | 24.00 | 1.361 | 0.713 | 22.5 |
| Front side-12mm - CA_7C | 20 | QPSK 50_0 | 21100+20902/2535+2515.2 | 1:1 | 0.465 | -0.15 | 22.61 | 24.00 | 1.377 | 0.640 | 22.5 |
| Back side-17mm | 20 | QPSK 50_0 | 21100/2535 | 1:1 | 0.406 | 0.01 | 22.66 | 24.00 | 1.361 | 0.553 | 22.5 |
| Ant 4 Test Record | | | | | | | | | | | |
| Test position | BW | Test mode | Test ch./Freq. | Duty Cycle | SAR (W/kg) 1-g | Power drift (dB) | Conducted Power(dBm) | Tune up Limit(dBm) | Scaled factor | Scaled SAR 1-g (W/kg) | Liquid Temp.(°C) |
| Head Test Data(1RB) | | | | | | | | | | | |
| Left cheek | 20 | QPSK 1_0 | 21100/2535 | 1:1 | 0.307 | 0.06 | 17.93 | 18.50 | 1.140 | 0.350 | 22.5 |
| Left tilted | 20 | QPSK 1_0 | 21100/2535 | 1:1 | 0.380 | -0.04 | 17.93 | 18.50 | 1.140 | 0.433 | 22.5 |
| Right cheek | 20 | QPSK 1_0 | 21100/2535 | 1:1 | 0.592 | -0.09 | 17.93 | 18.50 | 1.140 | 0.675 | 22.5 |
| Right cheek-ENDC A | 20 | QPSK 1_0 | 21100/2535 | 1:1 | 0.367 | 0.05 | 14.67 | 15.50 | 1.211 | 0.444 | 22.5 |
| Right cheek - CA_7C | 20 | QPSK 1_0 | 21100+20902/2535+2515.2 | 1:1 | 0.521 | -0.13 | 17.90 | 18.50 | 1.148 | 0.598 | 22.5 |
| Right tilted | 20 | QPSK 1_0 | 21100/2535 | 1:1 | 0.465 | 0.02 | 17.93 | 18.50 | 1.140 | 0.530 | 22.5 |
| Head Test Data(50%RB) | | | | | | | | | | | |
| Left cheek | 20 | QPSK 50_0 | 21100/2535 | 1:1 | 0.292 | -0.01 | 17.78 | 18.50 | 1.180 | 0.345 | 22.5 |
| Left tilted | 20 | QPSK 50_0 | 21100/2535 | 1:1 | 0.368 | 0.10 | 17.78 | 18.50 | 1.180 | 0.434 | 22.5 |
| Right cheek | 20 | QPSK 50_0 | 21100/2535 | 1:1 | 0.567 | -0.02 | 17.78 | 18.50 | 1.180 | 0.669 | 22.5 |
| Right tilted | 20 | QPSK 50_0 | 21100/2535 | 1:1 | 0.462 | 0.04 | 17.78 | 18.50 | 1.180 | 0.545 | 22.5 |
| Hotspot (sensor on) Test data(Separate 10mm 1RB) | | | | | | | | | | | |
| Front side | 20 | QPSK 1_0 | 21100/2535 | 1:1 | 0.315 | 0.08 | 17.93 | 18.50 | 1.140 | 0.359 | 22.5 |
| Back side | 20 | QPSK 1_0 | 21100/2535 | 1:1 | 0.463 | 0.06 | 17.93 | 18.50 | 1.140 | 0.528 | 22.5 |
| Top side | 20 | QPSK 1_0 | 21100/2535 | 1:1 | 0.278 | 0.01 | 17.93 | 18.50 | 1.140 | 0.317 | 22.5 |
| Hotspot (sensor on) Test data(Separate 10mm 50%RB) | | | | | | | | | | | |
| Front side | 20 | QPSK 50_0 | 21100/2535 | 1:1 | 0.311 | 0.01 | 17.78 | 18.50 | 1.180 | 0.367 | 22.5 |
| Back side | 20 | QPSK 50_0 | 21100/2535 | 1:1 | 0.456 | 0.04 | 17.78 | 18.50 | 1.180 | 0.538 | 22.5 |
| Top side | 20 | QPSK 50_0 | 21100/2535 | 1:1 | 0.289 | 0.05 | 17.78 | 18.50 | 1.180 | 0.341 | 22.5 |
| Hotspot (sensor off) Test data(1RB) | | | | | | | | | | | |
| Front side-12mm | 20 | QPSK 1_0 | 21100/2535 | 1:1 | 0.305 | 0.05 | 24.21 | 25.00 | 1.199 | 0.366 | 22.5 |
| Back side-17mm | 20 | QPSK 1_0 | 21100/2535 | 1:1 | 0.279 | 0.03 | 24.21 | 25.00 | 1.199 | 0.335 | 22.5 |
| Left side-10mm | 20 | QPSK 1_0 | 21100/2535 | 1:1 | 0.600 | -0.13 | 24.21 | 25.00 | 1.199 | 0.720 | 22.5 |
| Left side-10mm-ENDC | 20 | QPSK 1_0 | 21100/2535 | 1:1 | 0.476 | -0.04 | 22.01 | 22.50 | 1.119 | 0.533 | 22.5 |
| Left side-10mm - CA_7C | 20 | QPSK 1_0 | 21100+20902/2535+2515.2 | 1:1 | 0.497 | 0.05 | 24.18 | 25.00 | 1.208 | 0.600 | 22.5 |
| Top side-19mm | 20 | QPSK 1_0 | 21100/2535 | 1:1 | 0.398 | -0.04 | 24.21 | 25.00 | 1.199 | 0.477 | 22.5 |
| Hotspot (sensor off) Test data(50%RB) | | | | | | | | | | | |
| Front side-12mm | 20 | QPSK 50_0 | 21100/2535 | 1:1 | 0.290 | -0.04 | 23.32 | 24.00 | 1.169 | 0.339 | 22.5 |



Unless otherwise agreed in writing, this document is issued by the Company subject to its General Conditions of Service printed overleaf, available on request or accessible at <http://www.sgs.com/en/Terms-and-Conditions.aspx> and, for electronic format documents, subject to Terms and Conditions for Electronic Documents at <http://www.sgs.com/en/Terms-and-Conditions/Terms-e-Documents.aspx>. Attention is drawn to the limitation of liability, indemnification and jurisdiction issues defined therein. Any holder of this document is advised that information contained hereon reflects the Company's findings at the time of its intervention only and within the limits of Client's instructions, if any. The Company's sole responsibility is to its Client and this document does not exonerate parties to a transaction from exercising all their rights and obligations under the transaction documents. This document cannot be reproduced except in full, without prior written approval of the Company. Any unauthorized alteration, forgery or falsification of the content or appearance of this document is unlawful and offenders may be prosecuted to the fullest extent of the law. Unless otherwise stated the results shown in this test report refer only to the sample(s) tested and such sample(s) are retained for 30 days only.

Attention: To check the authenticity of testing/inspection report & certificate, please contact us at telephone: (86-755) 8307 1443, or email: CN.Doccheck@sgs.com

South of No. 6 Plant, No. 1, Rurong Road, Suzhou Industrial Park, Suzhou Area, China (Jiangsu) Pilot Free Trade Zone 215000 t (86-512) 62992980 www.sgs.com.cn
 中国·苏州·中国(江苏)自由贸易试验区苏州片区苏州工业园区润融路1号的6号厂房南楼 邮编: 215000 t (86-512) 62992980 sgs.china@sgs.com

| | | | | | | | | | | | |
|--|----|-----------|-------------------------|-----|-------|-------|-------|-------|-------|-------|------|
| Back side-17mm | 20 | QPSK 50_0 | 21100/2535 | 1:1 | 0.262 | 0.02 | 23.32 | 24.00 | 1.169 | 0.306 | 22.5 |
| Left side-10mm | 20 | QPSK 50_0 | 21100/2535 | 1:1 | 0.477 | 0.09 | 23.32 | 24.00 | 1.169 | 0.558 | 22.5 |
| Top side-19mm | 20 | QPSK 50_0 | 21100/2535 | 1:1 | 0.376 | 0.06 | 23.32 | 24.00 | 1.169 | 0.440 | 22.5 |
| Body-worn Test data(Separate 10mm 1RB) | | | | | | | | | | | |
| Front side | 20 | QPSK 1_0 | 21100/2535 | 1:1 | 0.315 | 0.08 | 17.93 | 18.50 | 1.140 | 0.359 | 22.5 |
| Back side | 20 | QPSK 1_0 | 21100/2535 | 1:1 | 0.463 | 0.06 | 17.93 | 18.50 | 1.140 | 0.528 | 22.5 |
| Front side-12mm | 20 | QPSK 1_0 | 21100/2535 | 1:1 | 0.305 | 0.05 | 24.21 | 25.00 | 1.199 | 0.366 | 22.5 |
| Back side-17mm | 20 | QPSK 1_0 | 21100/2535 | 1:1 | 0.279 | 0.03 | 24.21 | 25.00 | 1.199 | 0.335 | 22.5 |
| Body-worn Test data(Separate 10mm 50%RB) | | | | | | | | | | | |
| Front side | 20 | QPSK 50_0 | 21100/2535 | 1:1 | 0.311 | 0.01 | 17.78 | 18.50 | 1.180 | 0.367 | 22.5 |
| Back side | 20 | QPSK 50_0 | 21100/2535 | 1:1 | 0.456 | 0.04 | 17.78 | 18.50 | 1.180 | 0.538 | 22.5 |
| Back side - CA_7C | 20 | QPSK 50_0 | 21100+20902/2535+2515.2 | 1:1 | 0.388 | 0.12 | 17.72 | 18.50 | 1.197 | 0.464 | 22.5 |
| Back side-ENDC | 20 | QPSK 50_0 | 21100/2535 | 1:1 | 0.411 | 0.08 | 17.24 | 18.00 | 1.191 | 0.490 | 22.5 |
| Front side-12mm | 20 | QPSK 50_0 | 21100/2535 | 1:1 | 0.290 | -0.04 | 23.32 | 24.00 | 1.169 | 0.339 | 22.5 |
| Back side-17mm | 20 | QPSK 50_0 | 21100/2535 | 1:1 | 0.262 | 0.02 | 23.32 | 24.00 | 1.169 | 0.306 | 22.5 |

Table 17: SAR of LTE Band 7 for Head and Body.



Unless otherwise agreed in writing, this document is issued by the Company subject to its General Conditions of Service printed overleaf, available on request or accessible at <http://www.sgs.com/en/Terms-and-Conditions.aspx> and, for electronic format documents, subject to Terms and Conditions for Electronic Documents at <http://www.sgs.com/en/Terms-and-Conditions/Terms-e-Document.aspx>. Attention is drawn to the limitation of liability, indemnification and jurisdiction issues defined therein. Any holder of this document is advised that information contained hereon reflects the Company's findings at the time of its intervention only and within the limits of Client's instructions, if any. The Company's sole responsibility is to its Client and this document does not exonerate parties to a transaction from exercising all their rights and obligations under the transaction documents. This document cannot be reproduced except in full, without prior written approval of the Company. Any unauthorized alteration, forgery or falsification of the content or appearance of this document is unlawful and offenders may be prosecuted to the fullest extent of the law. Unless otherwise stated the results shown in this test report refer only to the sample(s) tested and such sample(s) are retained for 30 days only.

Attention: To check the authenticity of testing /inspection report & certificate, please contact us at telephone: (86-755) 8307 1443, or email: CN.Doccheck@sgs.com

South of No. 6 Plant, No. 1, Rurong Road, Suzhou Industrial Park, Suzhou Area, China (Jiangsu) Pilot Free Trade Zone 215000
 中国·苏州·中国(江苏)自由贸易试验区苏州片区苏州工业园区润雅路1号的6号厂房南楼 邮编: 215000

t (86-512) 62992980 www.sgs.com.cn
 t (86-512) 62992980 sgs.china@sgs.com

8.2.8 SAR Result of LTE Band 12

| LTE Band 12 SAR Test Record | | | | | | | | | | | |
|--|-----|-----------|----------------|------------|----------------|------------------|----------------------|--------------------|---------------|-----------------------|------------------|
| Ant 0 Test Record | | | | | | | | | | | |
| Test position | BW. | Test mode | Test ch./Freq. | Duty Cycle | SAR (W/kg) 1-g | Power drift (dB) | Conducted Power(dBm) | Tune up Limit(dBm) | Scaled factor | Scaled SAR 1-g (W/kg) | Liquid Temp.(°C) |
| Head Test Data(1RB) | | | | | | | | | | | |
| Left cheek | 10 | QPSK 1_0 | 23095/707.5 | 1:1 | 0.078 | 0.08 | 23.89 | 25.00 | 1.291 | 0.101 | 22.6 |
| Left tilted | 10 | QPSK 1_0 | 23095/707.5 | 1:1 | 0.000 | 0.00 | 23.89 | 25.00 | 1.291 | 0.000 | 22.6 |
| Right cheek | 10 | QPSK 1_0 | 23095/707.5 | 1:1 | 0.088 | -0.03 | 23.89 | 25.00 | 1.291 | 0.114 | 22.6 |
| Right tilted | 10 | QPSK 1_0 | 23095/707.5 | 1:1 | 0.043 | -0.04 | 23.89 | 25.00 | 1.291 | 0.056 | 22.6 |
| Head Test Data(50%RB) | | | | | | | | | | | |
| Left cheek | 10 | QPSK 25_0 | 23095/707.5 | 1:1 | 0.059 | 0.00 | 23.06 | 24.00 | 1.242 | 0.073 | 22.6 |
| Left tilted | 10 | QPSK 25_0 | 23095/707.5 | 1:1 | 0.000 | 0.10 | 23.06 | 24.00 | 1.242 | 0.000 | 22.6 |
| Right cheek | 10 | QPSK 25_0 | 23095/707.5 | 1:1 | 0.065 | 0.04 | 23.06 | 24.00 | 1.242 | 0.081 | 22.6 |
| Right tilted | 10 | QPSK 25_0 | 23095/707.5 | 1:1 | 0.000 | -0.02 | 23.06 | 24.00 | 1.242 | 0.000 | 22.6 |
| Hotspot Test data(Separate 10mm 1RB) | | | | | | | | | | | |
| Front side | 10 | QPSK 1_0 | 23095/707.5 | 1:1 | 0.111 | 0.10 | 23.89 | 25.00 | 1.291 | 0.143 | 22.6 |
| Back side | 10 | QPSK 1_0 | 23095/707.5 | 1:1 | 0.194 | 0.08 | 23.89 | 25.00 | 1.291 | 0.250 | 22.6 |
| Left side | 10 | QPSK 1_0 | 23095/707.5 | 1:1 | 0.129 | -0.04 | 23.89 | 25.00 | 1.291 | 0.167 | 22.6 |
| Right side | 10 | QPSK 1_0 | 23095/707.5 | 1:1 | 0.193 | -0.02 | 23.89 | 25.00 | 1.291 | 0.249 | 22.6 |
| Bottom side | 10 | QPSK 1_0 | 23095/707.5 | 1:1 | 0.139 | 0.01 | 23.89 | 25.00 | 1.291 | 0.179 | 22.6 |
| Hotspot Test data(Separate 10mm 50%RB) | | | | | | | | | | | |
| Front side | 10 | QPSK 25_0 | 23095/707.5 | 1:1 | 0.086 | 0.04 | 23.06 | 24.00 | 1.242 | 0.107 | 22.6 |
| Back side | 10 | QPSK 25_0 | 23095/707.5 | 1:1 | 0.155 | 0.05 | 23.06 | 24.00 | 1.242 | 0.192 | 22.6 |
| Left side | 10 | QPSK 25_0 | 23095/707.5 | 1:1 | 0.100 | -0.05 | 23.06 | 24.00 | 1.242 | 0.124 | 22.6 |
| Right side | 10 | QPSK 25_0 | 23095/707.5 | 1:1 | 0.177 | 0.05 | 23.06 | 24.00 | 1.242 | 0.220 | 22.6 |
| Bottom side | 10 | QPSK 25_0 | 23095/707.5 | 1:1 | 0.099 | 0.09 | 23.06 | 24.00 | 1.242 | 0.123 | 22.6 |
| Body-worn Test data(Separate 10mm 1RB) | | | | | | | | | | | |
| Front side | 10 | QPSK 1_0 | 23095/707.5 | 1:1 | 0.111 | 0.10 | 23.89 | 25.00 | 1.291 | 0.143 | 22.6 |
| Back side | 10 | QPSK 1_0 | 23095/707.5 | 1:1 | 0.194 | -0.18 | 23.89 | 25.00 | 1.291 | 0.250 | 22.6 |
| Body-worn Test data(Separate 10mm 50%RB) | | | | | | | | | | | |
| Front side | 10 | QPSK 25_0 | 23095/707.5 | 1:1 | 0.086 | 0.04 | 23.06 | 24.00 | 1.242 | 0.107 | 22.6 |
| Back side | 10 | QPSK 25_0 | 23095/707.5 | 1:1 | 0.155 | 0.05 | 23.06 | 24.00 | 1.242 | 0.192 | 22.6 |
| Ant 4 Test Record | | | | | | | | | | | |
| Test position | BW. | Test mode | Test ch./Freq. | Duty Cycle | SAR (W/kg) 1-g | Power drift (dB) | Conducted Power(dBm) | Tune up Limit(dBm) | Scaled factor | Scaled SAR 1-g (W/kg) | Liquid Temp.(°C) |
| Head Test Data(1RB) | | | | | | | | | | | |
| Left cheek | 10 | QPSK 1_0 | 23095/707.5 | 1:1 | 0.319 | -0.04 | 23.95 | 25.00 | 1.274 | 0.406 | 22.6 |
| Left tilted | 10 | QPSK 1_0 | 23095/707.5 | 1:1 | 0.325 | 0.04 | 23.95 | 25.00 | 1.274 | 0.414 | 22.6 |
| Right cheek | 10 | QPSK 1_0 | 23095/707.5 | 1:1 | 0.348 | -0.19 | 23.95 | 25.00 | 1.274 | 0.443 | 22.6 |
| Right tilted | 10 | QPSK 1_0 | 23095/707.5 | 1:1 | 0.339 | -0.03 | 23.95 | 25.00 | 1.274 | 0.432 | 22.6 |
| Head Test Data(50%RB) | | | | | | | | | | | |



Unless otherwise agreed in writing, this document is issued by the Company subject to its General Conditions of Service printed overleaf, available on request or accessible at <http://www.sgs.com/en/Terms-and-Conditions.aspx> and, for electronic format documents, subject to Terms and Conditions for Electronic Documents at <http://www.sgs.com/en/Terms-and-Conditions/Terms-e-Documents.aspx>. Attention is drawn to the limitation of liability, indemnification and jurisdiction issues defined therein. Any holder of this document is advised that information contained hereon reflects the Company's findings at the time of its intervention only and within the limits of Client's instructions, if any. The Company's sole responsibility is to its Client and this document does not exonerate parties to a transaction from exercising all their rights and obligations under the transaction documents. This document cannot be reproduced except in full, without prior written approval of the Company. Any unauthorized alteration, forgery or falsification of the content or appearance of this document is unlawful and offenders may be prosecuted to the fullest extent of the law. Unless otherwise stated the results shown in this test report refer only to the sample(s) tested and such sample(s) are retained for 30 days only.

Attention: To check the authenticity of testing/inspection report & certificate, please contact us at telephone: (86-755) 8307 1443, or email: CN.Doccheck@sgs.com

South of No. 6 Plant, No. 1, Rurong Road, Suzhou Industrial Park, Suzhou Area, China (Jiangsu) Pilot Free Trade Zone 215000 t (86-512) 62992980 www.sgs.com.cn
 中国·苏州·中国 (江苏) 自由贸易试验区苏州片区苏州工业园区润融路1号的6号厂房南楼 邮编: 215000 t (86-512) 62992980 sgs.china@sgs.com

| | | | | | | | | | | | |
|--|----|-----------|-------------|-----|-------|-------|-------|-------|-------|-------|------|
| Left cheek | 10 | QPSK 25_0 | 23095/707.5 | 1:1 | 0.265 | 0.09 | 23.08 | 24.00 | 1.236 | 0.328 | 22.6 |
| Left tilted | 10 | QPSK 25_0 | 23095/707.5 | 1:1 | 0.260 | 0.03 | 23.08 | 24.00 | 1.236 | 0.321 | 22.6 |
| Right cheek | 10 | QPSK 25_0 | 23095/707.5 | 1:1 | 0.289 | 0.09 | 23.08 | 24.00 | 1.236 | 0.357 | 22.6 |
| Right tilted | 10 | QPSK 25_0 | 23095/707.5 | 1:1 | 0.292 | -0.02 | 23.08 | 24.00 | 1.236 | 0.361 | 22.6 |
| Hotspot Test data(Separate 10mm 1RB) | | | | | | | | | | | |
| Front side | 10 | QPSK 1_0 | 23095/707.5 | 1:1 | 0.085 | -0.06 | 23.95 | 25.00 | 1.274 | 0.108 | 22.6 |
| Back side | 10 | QPSK 1_0 | 23095/707.5 | 1:1 | 0.144 | -0.02 | 23.95 | 25.00 | 1.274 | 0.183 | 22.6 |
| Left side | 10 | QPSK 1_0 | 23095/707.5 | 1:1 | 0.093 | 0.06 | 23.95 | 25.00 | 1.274 | 0.118 | 22.6 |
| Top side | 10 | QPSK 1_0 | 23095/707.5 | 1:1 | 0.117 | 0.01 | 23.95 | 25.00 | 1.274 | 0.149 | 22.6 |
| Hotspot Test data(Separate 10mm 50%RB) | | | | | | | | | | | |
| Front side | 10 | QPSK 25_0 | 23095/707.5 | 1:1 | 0.070 | 0.01 | 23.08 | 24.00 | 1.236 | 0.087 | 22.6 |
| Back side | 10 | QPSK 25_0 | 23095/707.5 | 1:1 | 0.128 | -0.04 | 23.08 | 24.00 | 1.236 | 0.158 | 22.6 |
| Left side | 10 | QPSK 25_0 | 23095/707.5 | 1:1 | 0.073 | 0.09 | 23.08 | 24.00 | 1.236 | 0.090 | 22.6 |
| Top side | 10 | QPSK 25_0 | 23095/707.5 | 1:1 | 0.098 | 0.08 | 23.08 | 24.00 | 1.236 | 0.121 | 22.6 |
| Body-worn Test data(Separate 10mm 1RB) | | | | | | | | | | | |
| Front side | 10 | QPSK 1_0 | 23095/707.5 | 1:1 | 0.085 | -0.06 | 23.95 | 25.00 | 1.274 | 0.108 | 22.6 |
| Back side | 10 | QPSK 1_0 | 23095/707.5 | 1:1 | 0.144 | -0.02 | 23.95 | 25.00 | 1.274 | 0.183 | 22.6 |
| Body-worn Test data(Separate 10mm 50%RB) | | | | | | | | | | | |
| Front side | 10 | QPSK 25_0 | 23095/707.5 | 1:1 | 0.070 | 0.01 | 23.08 | 24.00 | 1.236 | 0.087 | 22.6 |
| Back side | 10 | QPSK 25_0 | 23095/707.5 | 1:1 | 0.128 | -0.04 | 23.08 | 24.00 | 1.236 | 0.158 | 22.6 |

Table 18: SAR of LTE Band 12 for Head and Body.



Unless otherwise agreed in writing, this document is issued by the Company subject to its General Conditions of Service printed overleaf, available on request or accessible at <http://www.sgs.com/en/Terms-and-Conditions.aspx> and, for electronic format documents, subject to Terms and Conditions for Electronic Documents at <http://www.sgs.com/en/Terms-and-Conditions/Terms-e-Documents.aspx>. Attention is drawn to the limitation of liability, indemnification and jurisdiction issues defined therein. Any holder of this document is advised that information contained hereon reflects the Company's findings at the time of its intervention only and within the limits of Client's instructions, if any. The Company's sole responsibility is to its Client and this document does not exonerate parties to a transaction from exercising all their rights and obligations under the transaction documents. This document cannot be reproduced except in full, without prior written approval of the Company. Any unauthorized alteration, forgery or falsification of the content or appearance of this document is unlawful and offenders may be prosecuted to the fullest extent of the law. Unless otherwise stated the results shown in this test report refer only to the sample(s) tested and such sample(s) are retained for 30 days only.

Attention: To check the authenticity of testing /inspection report & certificate, please contact us at telephone: (86-755) 8307 1443, or email: CN.Doccheck@sgs.com

South of No. 6 Plant, No. 1, Rurong Road, Suzhou Industrial Park, Suzhou Area, China (Jiangsu) Pilot Free Trade Zone 215000
 中国·苏州·中国(江苏)自由贸易试验区苏州片区苏州工业园区润融路1号的6号厂房南楼 邮编: 215000

t (86-512) 62992980 www.sgs.com.cn
 t (86-512) 62992980 sgs.china@sgs.com

8.2.9 SAR Result of LTE Band 13

| LTE Band 13 SAR Test Record | | | | | | | | | | | |
|--|-----|-----------|----------------|------------|----------------|------------------|----------------------|--------------------|---------------|-----------------------|------------------|
| Ant 0 Test Record | | | | | | | | | | | |
| Test position | BW. | Test mode | Test ch./Freq. | Duty Cycle | SAR (W/kg) 1-g | Power drift (dB) | Conducted Power(dBm) | Tune up Limit(dBm) | Scaled factor | Scaled SAR 1-g (W/kg) | Liquid Temp.(°C) |
| Head Test Data(1RB) | | | | | | | | | | | |
| Left cheek | 10 | QPSK 1_0 | 23230/782 | 1:1 | 0.119 | -0.02 | 23.87 | 25.00 | 1.297 | 0.154 | 22.6 |
| Left tilted | 10 | QPSK 1_0 | 23230/782 | 1:1 | 0.076 | 0.06 | 23.87 | 25.00 | 1.297 | 0.099 | 22.6 |
| Right cheek | 10 | QPSK 1_0 | 23230/782 | 1:1 | 0.146 | -0.02 | 23.87 | 25.00 | 1.297 | 0.189 | 22.6 |
| Right tilted | 10 | QPSK 1_0 | 23230/782 | 1:1 | 0.086 | 0.05 | 23.87 | 25.00 | 1.297 | 0.112 | 22.6 |
| Head Test Data(50%RB) | | | | | | | | | | | |
| Left cheek | 10 | QPSK 25_0 | 23230/782 | 1:1 | 0.096 | 0.03 | 23.08 | 24.00 | 1.236 | 0.119 | 22.6 |
| Left tilted | 10 | QPSK 25_0 | 23230/782 | 1:1 | 0.060 | -0.04 | 23.08 | 24.00 | 1.236 | 0.074 | 22.6 |
| Right cheek | 10 | QPSK 25_0 | 23230/782 | 1:1 | 0.117 | 0.05 | 23.08 | 24.00 | 1.236 | 0.145 | 22.6 |
| Right tilted | 10 | QPSK 25_0 | 23230/782 | 1:1 | 0.075 | 0.10 | 23.08 | 24.00 | 1.236 | 0.093 | 22.6 |
| Hotspot Test data(Separate 10mm 1RB) | | | | | | | | | | | |
| Front side | 10 | QPSK 1_0 | 23230/782 | 1:1 | 0.123 | -0.02 | 23.87 | 25.00 | 1.297 | 0.160 | 22.6 |
| Back side | 10 | QPSK 1_0 | 23230/782 | 1:1 | 0.248 | 0.09 | 23.87 | 25.00 | 1.297 | 0.322 | 22.6 |
| Left side | 10 | QPSK 1_0 | 23230/782 | 1:1 | 0.097 | 0.07 | 23.87 | 25.00 | 1.297 | 0.126 | 22.6 |
| Right side | 10 | QPSK 1_0 | 23230/782 | 1:1 | 0.202 | -0.02 | 23.87 | 25.00 | 1.297 | 0.262 | 22.6 |
| Bottom side | 10 | QPSK 1_0 | 23230/782 | 1:1 | 0.192 | -0.01 | 23.87 | 25.00 | 1.297 | 0.249 | 22.6 |
| Hotspot Test data(Separate 10mm 50%RB) | | | | | | | | | | | |
| Front side | 10 | QPSK 25_0 | 23230/782 | 1:1 | 0.096 | 0.05 | 23.08 | 24.00 | 1.236 | 0.119 | 22.6 |
| Back side | 10 | QPSK 25_0 | 23230/782 | 1:1 | 0.174 | -0.01 | 23.08 | 24.00 | 1.236 | 0.215 | 22.6 |
| Left side | 10 | QPSK 25_0 | 23230/782 | 1:1 | 0.077 | -0.02 | 23.08 | 24.00 | 1.236 | 0.095 | 22.6 |
| Right side | 10 | QPSK 25_0 | 23230/782 | 1:1 | 0.158 | 0.06 | 23.08 | 24.00 | 1.236 | 0.195 | 22.6 |
| Bottom side | 10 | QPSK 25_0 | 23230/782 | 1:1 | 0.151 | -0.01 | 23.08 | 24.00 | 1.236 | 0.187 | 22.6 |
| Body-worn Test data(Separate 10mm 1RB) | | | | | | | | | | | |
| Front side | 10 | QPSK 1_0 | 23230/782 | 1:1 | 0.123 | -0.02 | 23.87 | 25.00 | 1.297 | 0.160 | 22.6 |
| Back side | 10 | QPSK 1_0 | 23230/782 | 1:1 | 0.248 | 0.09 | 23.87 | 25.00 | 1.297 | 0.322 | 22.6 |
| Body-worn Test data(Separate 10mm 50%RB) | | | | | | | | | | | |
| Front side | 10 | QPSK 25_0 | 23230/782 | 1:1 | 0.096 | 0.05 | 23.08 | 24.00 | 1.236 | 0.119 | 22.6 |
| Back side | 10 | QPSK 25_0 | 23230/782 | 1:1 | 0.174 | -0.01 | 23.08 | 24.00 | 1.236 | 0.215 | 22.6 |
| Ant 4 Test Record | | | | | | | | | | | |
| Test position | BW. | Test mode | Test ch./Freq. | Duty Cycle | SAR (W/kg) 1-g | Power drift (dB) | Conducted Power(dBm) | Tune up Limit(dBm) | Scaled factor | Scaled SAR 1-g (W/kg) | Liquid Temp.(°C) |
| Head Test Data(1RB) | | | | | | | | | | | |
| Left cheek | 10 | QPSK 1_0 | 23230/782 | 1:1 | 0.444 | -0.05 | 23.98 | 25.00 | 1.265 | 0.562 | 22.6 |
| Left tilted | 10 | QPSK 1_0 | 23230/782 | 1:1 | 0.420 | 0.03 | 23.98 | 25.00 | 1.265 | 0.531 | 22.6 |
| Right cheek | 10 | QPSK 1_0 | 23230/782 | 1:1 | 0.466 | -0.04 | 23.98 | 25.00 | 1.265 | 0.589 | 22.6 |
| Right tilted | 10 | QPSK 1_0 | 23230/782 | 1:1 | 0.420 | 0.06 | 23.98 | 25.00 | 1.265 | 0.531 | 22.6 |
| Head Test Data(50%RB) | | | | | | | | | | | |



Unless otherwise agreed in writing, this document is issued by the Company subject to its General Conditions of Service printed overleaf, available on request or accessible at <http://www.sgs.com/en/Terms-and-Conditions.aspx> and, for electronic format documents, subject to Terms and Conditions for Electronic Documents at <http://www.sgs.com/en/Terms-and-Conditions/Terms-e-Documents.aspx>. Attention is drawn to the limitation of liability, indemnification and jurisdiction issues defined therein. Any holder of this document is advised that information contained hereon reflects the Company's findings at the time of its intervention only and within the limits of Client's instructions, if any. The Company's sole responsibility is to its Client and this document does not exonerate parties to a transaction from exercising all their rights and obligations under the transaction documents. This document cannot be reproduced except in full, without prior written approval of the Company. Any unauthorized alteration, forgery or falsification of the content or appearance of this document is unlawful and offenders may be prosecuted to the fullest extent of the law. Unless otherwise stated the results shown in this test report refer only to the sample(s) tested and such sample(s) are retained for 30 days only.

Attention: To check the authenticity of testing/inspection report & certificate, please contact us at telephone: (86-755) 8307 1443, or email: CN.Doccheck@sgs.com

South of No. 6 Plant, No. 1, Rurong Road, Suzhou Industrial Park, Suzhou Area, China (Jiangsu) Pilot Free Trade Zone 215000 t (86-512) 62992980 www.sgs.com.cn
 中国·苏州·中国(江苏)自由贸易试验区苏州片区苏州工业园区润融路1号的6号厂房南楼 邮编: 215000 t (86-512) 62992980 sgs.china@sgs.com

| | | | | | | | | | | | |
|--|----|-----------|-----------|-----|-------|-------|-------|-------|-------|-------|------|
| Left cheek | 10 | QPSK 25_0 | 23230/782 | 1:1 | 0.351 | 0.06 | 22.92 | 24.00 | 1.282 | 0.450 | 22.6 |
| Left tilted | 10 | QPSK 25_0 | 23230/782 | 1:1 | 0.320 | 0.08 | 22.92 | 24.00 | 1.282 | 0.410 | 22.6 |
| Right cheek | 10 | QPSK 25_0 | 23230/782 | 1:1 | 0.363 | 0.05 | 22.92 | 24.00 | 1.282 | 0.465 | 22.6 |
| Right tilted | 10 | QPSK 25_0 | 23230/782 | 1:1 | 0.321 | 0.09 | 22.92 | 24.00 | 1.282 | 0.412 | 22.6 |
| Hotspot Test data(Separate 10mm 1RB) | | | | | | | | | | | |
| Front side | 10 | QPSK 1_0 | 23230/782 | 1:1 | 0.139 | 0.03 | 23.98 | 25.00 | 1.265 | 0.176 | 22.6 |
| Back side | 10 | QPSK 1_0 | 23230/782 | 1:1 | 0.208 | -0.06 | 23.98 | 25.00 | 1.265 | 0.263 | 22.6 |
| Left side | 10 | QPSK 1_0 | 23230/782 | 1:1 | 0.080 | 0.01 | 23.98 | 25.00 | 1.265 | 0.101 | 22.6 |
| Top side | 10 | QPSK 1_0 | 23230/782 | 1:1 | 0.199 | 0.02 | 23.98 | 25.00 | 1.265 | 0.252 | 22.6 |
| Hotspot Test data(Separate 10mm 50%RB) | | | | | | | | | | | |
| Front side | 10 | QPSK 25_0 | 23230/782 | 1:1 | 0.088 | 0.01 | 22.92 | 24.00 | 1.282 | 0.113 | 22.6 |
| Back side | 10 | QPSK 25_0 | 23230/782 | 1:1 | 0.177 | 0.07 | 22.92 | 24.00 | 1.282 | 0.227 | 22.6 |
| Left side | 10 | QPSK 25_0 | 23230/782 | 1:1 | 0.059 | 0.05 | 22.92 | 24.00 | 1.282 | 0.076 | 22.6 |
| Top side | 10 | QPSK 25_0 | 23230/782 | 1:1 | 0.145 | 0.08 | 22.92 | 24.00 | 1.282 | 0.186 | 22.6 |
| Body-worn Test data(Separate 10mm 1RB) | | | | | | | | | | | |
| Front side | 10 | QPSK 1_0 | 23230/782 | 1:1 | 0.139 | 0.03 | 23.98 | 25.00 | 1.265 | 0.176 | 22.6 |
| Back side | 10 | QPSK 1_0 | 23230/782 | 1:1 | 0.208 | -0.06 | 23.98 | 25.00 | 1.265 | 0.263 | 22.6 |
| Body-worn Test data(Separate 10mm 50%RB) | | | | | | | | | | | |
| Front side | 10 | QPSK 25_0 | 23230/782 | 1:1 | 0.088 | 0.01 | 22.92 | 24.00 | 1.282 | 0.113 | 22.6 |
| Back side | 10 | QPSK 25_0 | 23230/782 | 1:1 | 0.177 | 0.07 | 22.92 | 24.00 | 1.282 | 0.227 | 22.6 |

Table 19: SAR of LTE Band 13 for Head and Body.



Unless otherwise agreed in writing, this document is issued by the Company subject to its General Conditions of Service printed overleaf, available on request or accessible at <http://www.sgs.com/en/Terms-and-Conditions.aspx> and, for electronic format documents, subject to Terms and Conditions for Electronic Documents at <http://www.sgs.com/en/Terms-and-Conditions/Terms-e-Documents.aspx>. Attention is drawn to the limitation of liability, indemnification and jurisdiction issues defined therein. Any holder of this document is advised that information contained hereon reflects the Company's findings at the time of its intervention only and within the limits of Client's instructions, if any. The Company's sole responsibility is to its Client and this document does not exonerate parties to a transaction from exercising all their rights and obligations under the transaction documents. This document cannot be reproduced except in full, without prior written approval of the Company. Any unauthorized alteration, forgery or falsification of the content or appearance of this document is unlawful and offenders may be prosecuted to the fullest extent of the law. Unless otherwise stated the results shown in this test report refer only to the sample(s) tested and such sample(s) are retained for 30 days only.

Attention: To check the authenticity of testing /inspection report & certificate, please contact us at telephone: (86-755) 8307 1443, or email: CN.Doccheck@sgs.com

South of No. 6 Plant, No. 1, Rurong Road, Suzhou Industrial Park, Suzhou Area, China (Jiangsu) Pilot Free Trade Zone 215000
 中国·苏州·中国(江苏)自由贸易试验区苏州片区苏州工业园区润雅路1号的6号厂房南座 邮编: 215000

t (86-512) 62992980 www.sgs.com.cn
 t (86-512) 62992980 sgs.china@sgs.com

8.2.10 SAR Result of LTE Band 26

| LTE Band 26 SAR Test Record | | | | | | | | | | | |
|--|-----|-----------|----------------|------------|----------------|------------------|----------------------|--------------------|---------------|-----------------------|------------------|
| Ant 0 Test Record | | | | | | | | | | | |
| Test position | BW. | Test mode | Test ch./Freq. | Duty Cycle | SAR (W/kg) 1-g | Power drift (dB) | Conducted Power(dBm) | Tune up Limit(dBm) | Scaled factor | Scaled SAR 1-g (W/kg) | Liquid Temp.(°C) |
| Head Test Data(1RB) | | | | | | | | | | | |
| Left cheek | 15 | QPSK 1_0 | 26865/831.5 | 1:1 | 0.110 | 0.07 | 23.84 | 25.50 | 1.466 | 0.161 | 22.2 |
| Left tilted | 15 | QPSK 1_0 | 26865/831.5 | 1:1 | 0.068 | 0.02 | 23.84 | 25.50 | 1.466 | 0.100 | 22.2 |
| Right cheek | 15 | QPSK 1_0 | 26865/831.5 | 1:1 | 0.158 | 0.05 | 23.84 | 25.50 | 1.466 | 0.232 | 22.2 |
| Right tilted | 15 | QPSK 1_0 | 26865/831.5 | 1:1 | 0.073 | 0.07 | 23.84 | 25.50 | 1.466 | 0.107 | 22.2 |
| Head Test Data(50%RB) | | | | | | | | | | | |
| Left cheek | 15 | QPSK 36_0 | 26865/831.5 | 1:1 | 0.105 | 0.09 | 22.97 | 24.50 | 1.422 | 0.149 | 22.2 |
| Left tilted | 15 | QPSK 36_0 | 26865/831.5 | 1:1 | 0.052 | 0.07 | 22.97 | 24.50 | 1.422 | 0.074 | 22.2 |
| Right cheek | 15 | QPSK 36_0 | 26865/831.5 | 1:1 | 0.119 | -0.03 | 22.97 | 24.50 | 1.422 | 0.169 | 22.2 |
| Right tilted | 15 | QPSK 36_0 | 26865/831.5 | 1:1 | 0.061 | 0.04 | 22.97 | 24.50 | 1.422 | 0.087 | 22.2 |
| Hotspot Test data(Separate 10mm 1RB) | | | | | | | | | | | |
| Front side | 15 | QPSK 1_0 | 26865/831.5 | 1:1 | 0.164 | 0.01 | 23.84 | 25.50 | 1.466 | 0.240 | 22.2 |
| Back side | 15 | QPSK 1_0 | 26865/831.5 | 1:1 | 0.279 | 0.06 | 23.84 | 25.50 | 1.466 | 0.409 | 22.2 |
| Left side | 15 | QPSK 1_0 | 26865/831.5 | 1:1 | 0.080 | 0.02 | 23.84 | 25.50 | 1.466 | 0.117 | 22.2 |
| Right side | 15 | QPSK 1_0 | 26865/831.5 | 1:1 | 0.151 | -0.04 | 23.84 | 25.50 | 1.466 | 0.221 | 22.2 |
| Bottom side | 15 | QPSK 1_0 | 26865/831.5 | 1:1 | 0.207 | 0.00 | 23.84 | 25.50 | 1.466 | 0.303 | 22.2 |
| Hotspot Test data(Separate 10mm 50%RB) | | | | | | | | | | | |
| Front side | 15 | QPSK 36_0 | 26865/831.5 | 1:1 | 0.141 | 0.01 | 22.97 | 24.50 | 1.422 | 0.201 | 22.2 |
| Back side | 15 | QPSK 36_0 | 26865/831.5 | 1:1 | 0.236 | -0.01 | 22.97 | 24.50 | 1.422 | 0.336 | 22.2 |
| Left side | 15 | QPSK 36_0 | 26865/831.5 | 1:1 | 0.067 | 0.01 | 22.97 | 24.50 | 1.422 | 0.095 | 22.2 |
| Right side | 15 | QPSK 36_0 | 26865/831.5 | 1:1 | 0.129 | 0.00 | 22.97 | 24.50 | 1.422 | 0.183 | 22.2 |
| Bottom side | 15 | QPSK 36_0 | 26865/831.5 | 1:1 | 0.181 | -0.04 | 22.97 | 24.50 | 1.422 | 0.257 | 22.2 |
| Body-worn Test data(Separate 10mm 1RB) | | | | | | | | | | | |
| Front side | 15 | QPSK 1_0 | 26865/831.5 | 1:1 | 0.164 | 0.01 | 23.84 | 25.50 | 1.466 | 0.240 | 22.2 |
| Back side | 15 | QPSK 1_0 | 26865/831.5 | 1:1 | 0.279 | 0.06 | 23.84 | 25.50 | 1.466 | 0.409 | 22.2 |
| Body-worn Test data(Separate 10mm 50%RB) | | | | | | | | | | | |
| Front side | 15 | QPSK 36_0 | 26865/831.5 | 1:1 | 0.141 | 0.01 | 22.97 | 24.50 | 1.422 | 0.201 | 22.2 |
| Back side | 15 | QPSK 36_0 | 26865/831.5 | 1:1 | 0.236 | -0.01 | 22.97 | 24.50 | 1.422 | 0.336 | 22.2 |
| Ant 4 Test Record | | | | | | | | | | | |
| Test position | BW. | Test mode | Test ch./Freq. | Duty Cycle | SAR (W/kg) 1-g | Power drift (dB) | Conducted Power(dBm) | Tune up Limit(dBm) | Scaled factor | Scaled SAR 1-g (W/kg) | Liquid Temp.(°C) |
| Head Test Data(1RB) | | | | | | | | | | | |
| Left cheek | 15 | QPSK 1_0 | 26865/831.5 | 1:1 | 0.587 | -0.01 | 23.90 | 25.50 | 1.445 | 0.848 | 22.2 |
| Left tilted | 15 | QPSK 1_0 | 26865/831.5 | 1:1 | 0.565 | 0.08 | 23.90 | 25.50 | 1.445 | 0.817 | 22.2 |
| Right cheek | 15 | QPSK 1_0 | 26865/831.5 | 1:1 | 0.588 | -0.07 | 23.90 | 25.50 | 1.445 | 0.850 | 22.2 |
| Right tilted | 15 | QPSK 1_0 | 26865/831.5 | 1:1 | 0.548 | 0.10 | 23.90 | 25.50 | 1.445 | 0.792 | 22.2 |
| Head Test Data(50%RB) | | | | | | | | | | | |



Unless otherwise agreed in writing, this document is issued by the Company subject to its General Conditions of Service printed overleaf, available on request or accessible at <http://www.sgs.com/en/Terms-and-Conditions.aspx> and, for electronic format documents, subject to Terms and Conditions for Electronic Documents at <http://www.sgs.com/en/Terms-and-Conditions/Terms-e-Documents.aspx>. Attention is drawn to the limitation of liability, indemnification and jurisdiction issues defined therein. Any holder of this document is advised that information contained hereon reflects the Company's findings at the time of its intervention only and within the limits of Client's instructions, if any. The Company's sole responsibility is to its Client and this document does not exonerate parties to a transaction from exercising all their rights and obligations under the transaction documents. This document cannot be reproduced except in full, without prior written approval of the Company. Any unauthorized alteration, forgery or falsification of the content or appearance of this document is unlawful and offenders may be prosecuted to the fullest extent of the law. Unless otherwise stated the results shown in this test report refer only to the sample(s) tested and such sample(s) are retained for 30 days only.

Attention: To check the authenticity of testing/inspection report & certificate, please contact us at telephone: (86-755) 8307 1443, or email: CN.Doccheck@sgs.com

South of No. 6 Plant, No. 1, Rurong Road, Suzhou Industrial Park, Suzhou Area, China (Jiangsu) Pilot Free Trade Zone 215000 t (86-512) 62992980 www.sgsgroup.com.cn
 中国·苏州·中国 (江苏) 自由贸易试验区苏州片区苏州工业园区润融路1号的6号厂房南楼 邮编: 215000 t (86-512) 62992980 sgs.china@sgs.com

| | | | | | | | | | | | |
|--|----|-----------|-------------|-----|-------|-------|-------|-------|-------|--------------|------|
| Left cheek | 15 | QPSK 36_0 | 26865/831.5 | 1:1 | 0.482 | 0.08 | 22.93 | 24.50 | 1.435 | 0.692 | 22.2 |
| Left tilted | 15 | QPSK 36_0 | 26865/831.5 | 1:1 | 0.458 | 0.02 | 22.93 | 24.50 | 1.435 | 0.657 | 22.2 |
| Right cheek | 15 | QPSK 36_0 | 26865/831.5 | 1:1 | 0.489 | 0.08 | 22.93 | 24.50 | 1.435 | 0.702 | 22.2 |
| Right tilted | 15 | QPSK 36_0 | 26865/831.5 | 1:1 | 0.453 | 0.01 | 22.93 | 24.50 | 1.435 | 0.650 | 22.2 |
| Head Test Data(100%RB) | | | | | | | | | | | |
| Left cheek | 15 | QPSK 75_0 | 26865/831.5 | 1:1 | 0.455 | 0.05 | 22.97 | 24.50 | 1.422 | 0.647 | 22.2 |
| Left tilted | 15 | QPSK 75_0 | 26865/831.5 | 1:1 | 0.431 | -0.16 | 22.97 | 24.50 | 1.422 | 0.613 | 22.2 |
| Right cheek | 15 | QPSK 75_0 | 26865/831.5 | 1:1 | 0.462 | 0.05 | 22.97 | 24.50 | 1.422 | 0.657 | 22.2 |
| Hotspot Test data(Separate 10mm 1RB) | | | | | | | | | | | |
| Front side | 15 | QPSK 1_0 | 26865/831.5 | 1:1 | 0.208 | -0.06 | 23.90 | 25.50 | 1.445 | 0.301 | 22.2 |
| Back side | 15 | QPSK 1_0 | 26865/831.5 | 1:1 | 0.329 | -0.09 | 23.90 | 25.50 | 1.445 | 0.476 | 22.2 |
| Left side | 15 | QPSK 1_0 | 26865/831.5 | 1:1 | 0.088 | 0.01 | 23.90 | 25.50 | 1.445 | 0.127 | 22.2 |
| Top side | 15 | QPSK 1_0 | 26865/831.5 | 1:1 | 0.268 | 0.02 | 23.90 | 25.50 | 1.445 | 0.387 | 22.2 |
| Hotspot Test data(Separate 10mm 50%RB) | | | | | | | | | | | |
| Front side | 15 | QPSK 36_0 | 26865/831.5 | 1:1 | 0.154 | 0.06 | 22.93 | 24.50 | 1.435 | 0.221 | 22.2 |
| Back side | 15 | QPSK 36_0 | 26865/831.5 | 1:1 | 0.313 | 0.07 | 22.93 | 24.50 | 1.435 | 0.449 | 22.2 |
| Left side | 15 | QPSK 36_0 | 26865/831.5 | 1:1 | 0.065 | 0.02 | 22.93 | 24.50 | 1.435 | 0.093 | 22.2 |
| Top side | 15 | QPSK 36_0 | 26865/831.5 | 1:1 | 0.240 | 0.01 | 22.93 | 24.50 | 1.435 | 0.345 | 22.2 |
| Body-worn Test data(Separate 10mm 1RB) | | | | | | | | | | | |
| Front side | 15 | QPSK 1_0 | 26865/831.5 | 1:1 | 0.208 | -0.06 | 23.90 | 25.50 | 1.445 | 0.301 | 22.2 |
| Back side | 15 | QPSK 1_0 | 26865/831.5 | 1:1 | 0.329 | -0.09 | 23.90 | 25.50 | 1.445 | 0.476 | 22.2 |
| Body-worn Test data(Separate 10mm 50%RB) | | | | | | | | | | | |
| Front side | 15 | QPSK 36_0 | 26865/831.5 | 1:1 | 0.154 | 0.06 | 22.93 | 24.50 | 1.435 | 0.221 | 22.2 |
| Back side | 15 | QPSK 36_0 | 26865/831.5 | 1:1 | 0.313 | 0.07 | 22.93 | 24.50 | 1.435 | 0.449 | 22.2 |

Table 20: SAR of LTE Band 26 for Head and Body.



Unless otherwise agreed in writing, this document is issued by the Company subject to its General Conditions of Service printed overleaf, available on request or accessible at <http://www.sgs.com/en/Terms-and-Conditions.aspx> and, for electronic format documents, subject to Terms and Conditions for Electronic Documents at <http://www.sgs.com/en/Terms-and-Conditions/Terms-e-Documents.aspx>. Attention is drawn to the limitation of liability, indemnification and jurisdiction issues defined therein. Any holder of this document is advised that information contained hereon reflects the Company's findings at the time of its intervention only and within the limits of Client's instructions, if any. The Company's sole responsibility is to its Client and this document does not exonerate parties to a transaction from exercising all their rights and obligations under the transaction documents. This document cannot be reproduced except in full, without prior written approval of the Company. Any unauthorized alteration, forgery or falsification of the content or appearance of this document is unlawful and offenders may be prosecuted to the fullest extent of the law. Unless otherwise stated the results shown in this test report refer only to the sample(s) tested and such sample(s) are retained for 30 days only.

Attention: To check the authenticity of testing/inspection report & certificate, please contact us at telephone: (86-755) 8307 1443, or email: CN.Doccheck@sgs.com

South of No. 6 Plant, No. 1, Rurong Road, Suzhou Industrial Park, Suzhou Area, China (Jiangsu) Pilot Free Trade Zone 215000
 中国·苏州·中国(江苏)自由贸易试验区苏州片区苏州工业园区润雅路1号的6号厂房南楼 邮编: 215000

t (86-512) 62992980 www.sgs.com.cn
 t (86-512) 62992980 sgs.china@sgs.com

8.2.11 SAR Result of LTE Band 41

| LTE Band 41 SAR Test Record | | | | | | | | | | | |
|---|-----|-----------|---------------------------|------------|----------------|------------------|----------------------|--------------------|---------------|-----------------------|------------------|
| Ant 0 Test Record | | | | | | | | | | | |
| Test position | BW. | Test mode | Test ch./Freq. | Duty Cycle | SAR (W/kg) 1-g | Power drift (dB) | Conducted Power(dBm) | Tune up Limit(dBm) | Scaled factor | Scaled SAR 1-g (W/kg) | Liquid Temp.(°C) |
| Head Test Data(1RB) | | | | | | | | | | | |
| Left cheek | 20 | QPSK 1_0 | 40620/2593 | 1:1.58 | 0.103 | 0.05 | 23.53 | 25.00 | 1.403 | 0.144 | 22.5 |
| Left cheek - CA_38C | 20 | QPSK 1_0 | 37901+38099/2585.1+2604.9 | 1:1.58 | 0.085 | 0.03 | 23.37 | 25.00 | 1.455 | 0.124 | 22.5 |
| Left tilted | 20 | QPSK 1_0 | 40620/2593 | 1:1.58 | 0.071 | 0.07 | 23.53 | 25.00 | 1.403 | 0.100 | 22.5 |
| Right cheek | 20 | QPSK 1_0 | 40620/2593 | 1:1.58 | 0.088 | 0.02 | 23.53 | 25.00 | 1.403 | 0.123 | 22.5 |
| Right tilted | 20 | QPSK 1_0 | 40620/2593 | 1:1.58 | 0.059 | -0.02 | 23.53 | 25.00 | 1.403 | 0.083 | 22.5 |
| Head Test Data(50%RB) | | | | | | | | | | | |
| Left cheek | 20 | QPSK 50_0 | 40620/2593 | 1:1.58 | 0.089 | 0.07 | 22.46 | 24.00 | 1.426 | 0.127 | 22.5 |
| Left tilted | 20 | QPSK 50_0 | 40620/2593 | 1:1.58 | 0.059 | 0.08 | 22.46 | 24.00 | 1.426 | 0.084 | 22.5 |
| Right cheek | 20 | QPSK 50_0 | 40620/2593 | 1:1.58 | 0.065 | 0.08 | 22.46 | 24.00 | 1.426 | 0.093 | 22.5 |
| Right tilted | 20 | QPSK 50_0 | 40620/2593 | 1:1.58 | 0.051 | 0.05 | 22.46 | 24.00 | 1.426 | 0.073 | 22.5 |
| Hotspot (sensor on) Test data(Separate 10mm 1RB) | | | | | | | | | | | |
| Front side | 20 | QPSK 1_0 | 40620/2593 | 1:1.58 | 0.261 | 0.03 | 20.45 | 22.00 | 1.429 | 0.373 | 22.5 |
| Back side | 20 | QPSK 1_0 | 40620/2593 | 1:1.58 | 0.325 | 0.06 | 20.45 | 22.00 | 1.429 | 0.464 | 22.5 |
| Bottom side | 20 | QPSK 1_0 | 40620/2593 | 1:1.58 | 0.234 | 0.04 | 20.45 | 22.00 | 1.429 | 0.334 | 22.5 |
| Hotspot (sensor on) Test data(Separate 10mm 50RB) | | | | | | | | | | | |
| Front side | 20 | QPSK 50_0 | 40620/2593 | 1:1.58 | 0.271 | 0.05 | 20.38 | 22.00 | 1.452 | 0.394 | 22.5 |
| Back side | 20 | QPSK 50_0 | 40620/2593 | 1:1.58 | 0.343 | 0.04 | 20.38 | 22.00 | 1.452 | 0.498 | 22.5 |
| Back side - CA_38C | 20 | QPSK 50_0 | 37901+38099/2585.1+2604.9 | 1:1.58 | 0.288 | 0.02 | 20.11 | 21.50 | 1.377 | 0.397 | 22.5 |
| Bottom side | 20 | QPSK 50_0 | 40620/2593 | 1:1.58 | 0.225 | -0.04 | 20.38 | 22.00 | 1.452 | 0.327 | 22.5 |
| Hotspot (sensor off) Test data(1RB) | | | | | | | | | | | |
| Front side-12mm | 20 | QPSK 1_0 | 40620/2593 | 1:1.58 | 0.330 | -0.13 | 23.53 | 25.00 | 1.403 | 0.463 | 22.5 |
| Back side-17mm | 20 | QPSK 1_0 | 40620/2593 | 1:1.58 | 0.301 | 0.05 | 23.53 | 25.00 | 1.403 | 0.422 | 22.5 |
| Left side-10mm | 20 | QPSK 1_0 | 40620/2593 | 1:1.58 | 0.087 | 0.02 | 23.53 | 25.00 | 1.403 | 0.122 | 22.5 |
| Right side-10mm | 20 | QPSK 1_0 | 40620/2593 | 1:1.58 | 0.000 | 0.06 | 23.53 | 25.00 | 1.403 | 0.000 | 22.5 |
| Bottom side-15mm | 20 | QPSK 1_0 | 40620/2593 | 1:1.58 | 0.181 | 0.07 | 23.53 | 25.00 | 1.403 | 0.254 | 22.5 |
| Hotspot (sensor off) Test data(50RB) | | | | | | | | | | | |
| Front side-12mm | 20 | QPSK 50_0 | 40620/2593 | 1:1.58 | 0.285 | -0.09 | 22.46 | 24.00 | 1.426 | 0.406 | 22.5 |
| Back side-17mm | 20 | QPSK 50_0 | 40620/2593 | 1:1.58 | 0.251 | 0.05 | 22.46 | 24.00 | 1.426 | 0.358 | 22.5 |
| Left side-10mm | 20 | QPSK 50_0 | 40620/2593 | 1:1.58 | 0.091 | 0.09 | 22.46 | 24.00 | 1.426 | 0.130 | 22.5 |
| Right side-10mm | 20 | QPSK 50_0 | 40620/2593 | 1:1.58 | 0.000 | -0.05 | 22.46 | 24.00 | 1.426 | 0.000 | 22.5 |
| Bottom side-15mm | 20 | QPSK 50_0 | 40620/2593 | 1:1.58 | 0.122 | 0.07 | 22.46 | 24.00 | 1.426 | 0.174 | 22.5 |
| Body-worn Test data(Separate 10mm 1RB) | | | | | | | | | | | |
| Front side | 20 | QPSK 1_0 | 40620/2593 | 1:1.58 | 0.261 | 0.03 | 20.45 | 22.00 | 1.429 | 0.373 | 22.5 |
| Back side | 20 | QPSK 1_0 | 40620/2593 | 1:1.58 | 0.325 | 0.06 | 20.45 | 22.00 | 1.429 | 0.464 | 22.5 |



Unless otherwise agreed in writing, this document is issued by the Company subject to its General Conditions of Service printed overleaf, available on request or accessible at <http://www.sgs.com/en/Terms-and-Conditions.aspx> and, for electronic format documents, subject to Terms and Conditions for Electronic Documents at <http://www.sgs.com/en/Terms-and-Conditions/Terms-e-Documents.aspx>. Attention is drawn to the limitation of liability, indemnification and jurisdiction issues defined therein. Any holder of this document is advised that information contained hereon reflects the Company's findings at the time of its intervention only and within the limits of Client's instructions, if any. The Company's sole responsibility is to its Client and this document does not exonerate parties to a transaction from exercising all their rights and obligations under the transaction documents. This document cannot be reproduced except in full, without prior written approval of the Company. Any unauthorized alteration, forgery or falsification of the content or appearance of this document is unlawful and offenders may be prosecuted to the fullest extent of the law. Unless otherwise stated the results shown in this test report refer only to the sample(s) tested and such sample(s) are retained for 30 days only.

Attention: To check the authenticity of testing/inspection report & certificate, please contact us at telephone: (86-755) 8307 1443, or email: CN.Doccheck@sgs.com

South of No. 6 Plant, No. 1, Rurong Road, Suzhou Industrial Park, Suzhou Area, China (Jiangsu) Pilot Free Trade Zone 215000 t (86-512) 62992980 www.sgs.com.cn
 中国·苏州·中国(江苏)自由贸易试验区苏州片区苏州工业园区润融路1号的6号厂房南楼 邮编: 215000 t (86-512) 62992980 sgs.china@sgs.com

| Front side-12mm | 20 | QPSK 1_0 | 40620/2593 | 1:1.58 | 0.330 | -0.13 | 23.53 | 25.00 | 1.403 | 0.463 | 22.5 |
|---|-----|------------|---------------------------|------------|----------------|------------------|----------------------|--------------------|---------------|-----------------------|------------------|
| Back side-17mm | 20 | QPSK 1_0 | 40620/2593 | 1:1.58 | 0.301 | 0.05 | 23.53 | 25.00 | 1.403 | 0.422 | 22.5 |
| Body-worn Test data(Separate 10mm 50%RB) | | | | | | | | | | | |
| Front side | 20 | QPSK 50_0 | 40620/2593 | 1:1.58 | 0.271 | 0.05 | 20.38 | 22.00 | 1.452 | 0.394 | 22.5 |
| Back side | 20 | QPSK 50_0 | 40620/2593 | 1:1.58 | 0.343 | 0.04 | 20.38 | 22.00 | 1.452 | 0.498 | 22.5 |
| Back side - CA_38C | 20 | QPSK 50_0 | 37901+38099/2585.1+2604.9 | 1:1.58 | 0.288 | 0.02 | 20.11 | 21.50 | 1.377 | 0.397 | 22.5 |
| Front side-12mm | 20 | QPSK 50_0 | 40620/2593 | 1:1.58 | 0.285 | -0.09 | 22.46 | 24.00 | 1.426 | 0.406 | 22.5 |
| Back side-17mm | 20 | QPSK 50_0 | 40620/2593 | 1:1.58 | 0.251 | 0.05 | 22.46 | 24.00 | 1.426 | 0.358 | 22.5 |
| Ant 4 Test Record | | | | | | | | | | | |
| Test position | BW. | Test mode | Test ch./Freq. | Duty Cycle | SAR (W/kg) 1-g | Power drift (dB) | Conducted Power(dBm) | Tune up Limit(dBm) | Scaled factor | Scaled SAR 1-g (W/kg) | Liquid Temp.(°C) |
| Head Test Data(1RB) | | | | | | | | | | | |
| Left cheek | 20 | QPSK 1_0 | 40620/2593 | 1:1.58 | 0.245 | 0.07 | 18.15 | 19.00 | 1.216 | 0.298 | 22.5 |
| Left tilted | 20 | QPSK 1_0 | 40620/2593 | 1:1.58 | 0.341 | 0.09 | 18.15 | 19.00 | 1.216 | 0.415 | 22.5 |
| Right cheek | 20 | QPSK 1_0 | 40620/2593 | 1:1.58 | 0.483 | -0.03 | 18.15 | 19.00 | 1.216 | 0.587 | 22.5 |
| Right tilted | 20 | QPSK 1_0 | 40620/2593 | 1:1.58 | 0.417 | 0.08 | 18.15 | 19.00 | 1.216 | 0.507 | 22.5 |
| Head Test Data(50%RB) | | | | | | | | | | | |
| Left cheek | 20 | QPSK 50_0 | 40620/2593 | 1:1.58 | 0.223 | -0.04 | 17.99 | 19.00 | 1.262 | 0.281 | 22.5 |
| Left tilted | 20 | QPSK 50_0 | 40620/2593 | 1:1.58 | 0.315 | -0.04 | 17.99 | 19.00 | 1.262 | 0.397 | 22.5 |
| Right cheek | 20 | QPSK 50_0 | 40620/2593 | 1:1.58 | 0.482 | -0.02 | 17.99 | 19.00 | 1.262 | 0.608 | 22.5 |
| Right cheek - CA_38C | 20 | QPSK 50_0 | 37901+38099/2585.1+2604.9 | 1:1.58 | 0.417 | 0.13 | 17.98 | 19.00 | 1.265 | 0.527 | 22.5 |
| Right cheek | 20 | QPSK 50_0 | 39750/2506 | 1:1.58 | 0.426 | -0.06 | 17.80 | 19.00 | 1.318 | 0.562 | 22.5 |
| Right cheek | 20 | QPSK 50_0 | 40185/2549.5 | 1:1.58 | 0.439 | 0.01 | 17.78 | 19.00 | 1.324 | 0.581 | 22.5 |
| Right cheek | 20 | QPSK 50_0 | 41055/2636.5 | 1:1.58 | 0.452 | 0.08 | 17.75 | 19.00 | 1.334 | 0.603 | 22.5 |
| Right cheek | 20 | QPSK 50_0 | 41490/2680 | 1:1.58 | 0.445 | 0.05 | 17.69 | 19.00 | 1.352 | 0.602 | 22.5 |
| Right tilted | 20 | QPSK 50_0 | 40620/2593 | 1:1.58 | 0.407 | 0.09 | 17.99 | 19.00 | 1.262 | 0.514 | 22.5 |
| Head Test Data(100%RB) | | | | | | | | | | | |
| Right cheek | 20 | QPSK 100_0 | 40620/2593 | 1:1.58 | 0.462 | 0.11 | 17.93 | 19.00 | 1.279 | 0.591 | 22.5 |
| Hotspot (sensor on) Test data(Separate 10mm 1RB) | | | | | | | | | | | |
| Front side | 20 | QPSK 1_0 | 40620/2593 | 1:1.58 | 0.109 | -0.06 | 18.15 | 19.00 | 1.216 | 0.133 | 22.5 |
| Back side | 20 | QPSK 1_0 | 40620/2593 | 1:1.58 | 0.131 | 0.01 | 18.15 | 19.00 | 1.216 | 0.159 | 22.5 |
| Top side | 20 | QPSK 1_0 | 40620/2593 | 1:1.58 | 0.207 | 0.03 | 18.15 | 19.00 | 1.216 | 0.252 | 22.5 |
| Hotspot (sensor on) Test data(Separate 10mm 50RB) | | | | | | | | | | | |
| Front side | 20 | QPSK 50_0 | 40620/2593 | 1:1.58 | 0.108 | 0.05 | 17.99 | 19.00 | 1.262 | 0.136 | 22.5 |
| Back side | 20 | QPSK 50_0 | 40620/2593 | 1:1.58 | 0.166 | 0.09 | 17.99 | 19.00 | 1.262 | 0.209 | 22.5 |
| Top side | 20 | QPSK 50_0 | 40620/2593 | 1:1.58 | 0.214 | -0.08 | 17.99 | 19.00 | 1.262 | 0.270 | 22.5 |
| Hotspot (sensor off) Test data(1RB) | | | | | | | | | | | |
| Front side-12mm | 20 | QPSK 1_0 | 40620/2593 | 1:1.58 | 0.267 | 0.05 | 23.81 | 25.00 | 1.315 | 0.351 | 22.5 |
| Back side-17mm | 20 | QPSK 1_0 | 40620/2593 | 1:1.58 | 0.179 | 0.01 | 23.81 | 25.00 | 1.315 | 0.235 | 22.5 |
| Left side-10mm | 20 | QPSK 1_0 | 40620/2593 | 1:1.58 | 0.228 | -0.07 | 23.81 | 25.00 | 1.315 | 0.300 | 22.5 |



Unless otherwise agreed in writing, this document is issued by the Company subject to its General Conditions of Service printed overleaf, available on request or accessible at <http://www.sgs.com/en/Terms-and-Conditions.aspx> and, for electronic format documents, subject to Terms and Conditions for Electronic Documents at <http://www.sgs.com/en/Terms-and-Conditions/Terms-e-Documents.aspx>. Attention is drawn to the limitation of liability, indemnification and jurisdiction issues defined therein. Any holder of this document is advised that information contained hereon reflects the Company's findings at the time of its intervention only and within the limits of Client's instructions, if any. The Company's sole responsibility is to its Client and this document does not exonerate parties to a transaction from exercising all their rights and obligations under the transaction documents. This document cannot be reproduced except in full, without prior written approval of the Company. Any unauthorized alteration, forgery or falsification of the content or appearance of this document is unlawful and offenders may be prosecuted to the fullest extent of the law. Unless otherwise stated the results shown in this test report refer only to the sample(s) tested and such sample(s) are retained for 30 days only.

Attention: To check the authenticity of testing/inspection report & certificate, please contact us at telephone: (86-755) 8307 1443, or email: CN.Doccheck@sgs.com

South of No. 6 Plant, No. 1, Purushang Road, Suzhou Industrial Park, Suzhou Area, China (Jiangsu) Pilot Free Trade Zone 215000 t (86-512) 62992980 www.sgs.com.cn
 中国·苏州·中国(江苏)自由贸易试验区苏州片区苏州工业园区海澄路1号的6号厂房南楼 邮编: 215000 t (86-512) 62992980 sgs.china@sgs.com

| | | | | | | | | | | | |
|---|----|-----------|---------------------------|--------|-------|-------|-------|-------|-------|-------|------|
| Top side-19mm | 20 | QPSK 1_0 | 40620/2593 | 1:1.58 | 0.287 | 0.06 | 23.81 | 25.00 | 1.315 | 0.377 | 22.5 |
| Top side-19mm - CA_38C | 20 | QPSK 1_0 | 37901+38099/2585.1+2604.9 | 1:1.58 | 0.192 | 0.02 | 23.79 | 25.00 | 1.321 | 0.254 | 22.5 |
| Hotspot (sensor off) Test data(50RB) | | | | | | | | | | | |
| Front side-12mm | 20 | QPSK 50_0 | 40620/2593 | 1:1.58 | 0.219 | 0.09 | 22.81 | 24.00 | 1.315 | 0.288 | 22.5 |
| Back side-17mm | 20 | QPSK 50_0 | 40620/2593 | 1:1.58 | 0.125 | -0.12 | 22.81 | 24.00 | 1.315 | 0.164 | 22.5 |
| Left side-10mm | 20 | QPSK 50_0 | 40620/2593 | 1:1.58 | 0.183 | 0.04 | 22.81 | 24.00 | 1.315 | 0.241 | 22.5 |
| Top side-19mm | 20 | QPSK 50_0 | 40620/2593 | 1:1.58 | 0.226 | 0.01 | 22.81 | 24.00 | 1.315 | 0.297 | 22.5 |
| Body-worn Test data(Separate 10mm 1RB) | | | | | | | | | | | |
| Front side | 20 | QPSK 1_0 | 40620/2593 | 1:1.58 | 0.109 | -0.06 | 18.15 | 19.00 | 1.216 | 0.133 | 22.5 |
| Back side | 20 | QPSK 1_0 | 40620/2593 | 1:1.58 | 0.131 | 0.01 | 18.15 | 19.00 | 1.216 | 0.159 | 22.5 |
| Front side-12mm | 20 | QPSK 1_0 | 40620/2593 | 1:1.58 | 0.267 | 0.05 | 23.81 | 25.00 | 1.315 | 0.351 | 22.5 |
| Front side-12mm - CA_38C | 20 | QPSK 1_0 | 37901+38099/2585.1+2604.9 | 1:1.58 | 0.173 | 0.08 | 23.79 | 25.00 | 1.321 | 0.229 | 22.5 |
| Back side-17mm | 20 | QPSK 1_0 | 40620/2593 | 1:1.58 | 0.179 | 0.01 | 23.81 | 25.00 | 1.315 | 0.235 | 22.5 |
| Body-worn Test data(Separate 10mm 50RB) | | | | | | | | | | | |
| Front side | 20 | QPSK 50_0 | 40620/2593 | 1:1.58 | 0.108 | 0.05 | 17.99 | 19.00 | 1.262 | 0.136 | 22.5 |
| Back side | 20 | QPSK 50_0 | 40620/2593 | 1:1.58 | 0.166 | 0.09 | 17.99 | 19.00 | 1.262 | 0.209 | 22.5 |
| Front side-12mm | 20 | QPSK 50_0 | 40620/2593 | 1:1.58 | 0.219 | 0.09 | 22.81 | 24.00 | 1.315 | 0.288 | 22.5 |
| Back side-17mm | 20 | QPSK 50_0 | 40620/2593 | 1:1.58 | 0.125 | -0.12 | 22.81 | 24.00 | 1.315 | 0.164 | 22.5 |

Table 21: SAR of LTE Band 41 for Head and Body.

Note: LTE B38 Intra-band U-L CA test at the worst case of LTE B41.



Unless otherwise agreed in writing, this document is issued by the Company subject to its General Conditions of Service printed overleaf, available on request or accessible at <http://www.sgs.com/en/Terms-and-Conditions.aspx> and, for electronic format documents, subject to Terms and Conditions for Electronic Documents at <http://www.sgs.com/en/Terms-and-Conditions/Terms-e-Documents.aspx>. Attention is drawn to the limitation of liability, indemnification and jurisdiction issues defined therein. Any holder of this document is advised that information contained hereon reflects the Company's findings at the time of its intervention only and within the limits of Client's instructions, if any. The Company's sole responsibility is to its Client and this document does not exonerate parties to a transaction from exercising all their rights and obligations under the transaction documents. This document cannot be reproduced except in full, without prior written approval of the Company. Any unauthorized alteration, forgery or falsification of the content or appearance of this document is unlawful and offenders may be prosecuted to the fullest extent of the law. Unless otherwise stated the results shown in this test report refer only to the sample(s) tested and such sample(s) are retained for 30 days only.

Attention: To check the authenticity of testing /inspection report & certificate, please contact us at telephone: (86-755) 8307 1443, or email: CN.Doccheck@sgs.com

South of No. 6 Plant, No. 1, Rurong Road, Suzhou Industrial Park, Suzhou Area, China (Jiangsu) Pilot Free Trade Zone 215000
中国·苏州·中国(江苏)自由贸易试验区苏州片区苏州工业园区润融路1号的6号厂房南楼 邮编: 215000

t (86-512) 62992980 www.sgs.com.cn
t (86-512) 62992980 sgs.china@sgs.com

8.2.1 SAR Result of LTE Band66

| LTE Band 66 SAR Test Record | | | | | | | | | | | |
|---|-----|-----------|----------------|------------|----------------|------------------|----------------------|--------------------|---------------|-----------------------|------------------|
| Ant 0 Test Record | | | | | | | | | | | |
| Test position | BW. | Test mode | Test ch./Freq. | Duty Cycle | SAR (W/kg) 1-g | Power drift (dB) | Conducted Power(dBm) | Tune up Limit(dBm) | Scaled factor | Scaled SAR 1-g (W/kg) | Liquid Temp.(°C) |
| Head Test Data(1RB) | | | | | | | | | | | |
| Left cheek | 20 | QPSK 1_0 | 132322/1745 | 1:1 | 0.079 | 0.03 | 24.18 | 25.50 | 1.355 | 0.107 | 22.9 |
| Left tilted | 20 | QPSK 1_0 | 132322/1745 | 1:1 | 0.059 | 0.07 | 24.18 | 25.50 | 1.355 | 0.080 | 22.9 |
| Right cheek | 20 | QPSK 1_0 | 132322/1745 | 1:1 | 0.121 | -0.01 | 24.18 | 25.50 | 1.355 | 0.164 | 22.9 |
| Right tilted | 20 | QPSK 1_0 | 132322/1745 | 1:1 | 0.061 | 0.07 | 24.18 | 25.50 | 1.355 | 0.083 | 22.9 |
| Head Test Data(50%RB) | | | | | | | | | | | |
| Left cheek | 20 | QPSK 50_0 | 132322/1745 | 1:1 | 0.063 | 0.08 | 23.36 | 24.50 | 1.300 | 0.082 | 22.9 |
| Left tilted | 20 | QPSK 50_0 | 132322/1745 | 1:1 | 0.048 | 0.08 | 23.36 | 24.50 | 1.300 | 0.062 | 22.9 |
| Right cheek | 20 | QPSK 50_0 | 132322/1745 | 1:1 | 0.094 | -0.05 | 23.36 | 24.50 | 1.300 | 0.122 | 22.9 |
| Right tilted | 20 | QPSK 50_0 | 132322/1745 | 1:1 | 0.051 | 0.03 | 23.36 | 24.50 | 1.300 | 0.066 | 22.9 |
| Hotspot (sensor on) Test data(Separate 10mm 1RB) | | | | | | | | | | | |
| Front side | 20 | QPSK 1_0 | 132322/1745 | 1:1 | 0.179 | -0.01 | 20.32 | 21.50 | 1.312 | 0.235 | 22.9 |
| Back side | 20 | QPSK 1_0 | 132322/1745 | 1:1 | 0.422 | 0.08 | 20.32 | 21.50 | 1.312 | 0.554 | 22.9 |
| Bottom side | 20 | QPSK 1_0 | 132322/1745 | 1:1 | 0.554 | 0.02 | 20.32 | 21.50 | 1.312 | 0.727 | 22.9 |
| Hotspot (sensor on) Test data(Separate 10mm 50RB) | | | | | | | | | | | |
| Front side | 20 | QPSK 50_0 | 132322/1745 | 1:1 | 0.191 | -0.04 | 20.24 | 21.50 | 1.337 | 0.255 | 22.9 |
| Back side | 20 | QPSK 50_0 | 132322/1745 | 1:1 | 0.432 | 0.05 | 20.24 | 21.50 | 1.337 | 0.577 | 22.9 |
| Bottom side | 20 | QPSK 50_0 | 132322/1745 | 1:1 | 0.576 | -0.01 | 20.24 | 21.50 | 1.337 | 0.770 | 22.9 |
| Hotspot (sensor off) Test data(1RB) | | | | | | | | | | | |
| Front side-12mm | 20 | QPSK 1_0 | 132322/1745 | 1:1 | 0.211 | 0.08 | 24.18 | 25.50 | 1.355 | 0.286 | 22.9 |
| Back side-17mm | 20 | QPSK 1_0 | 132322/1745 | 1:1 | 0.302 | -0.13 | 24.18 | 25.50 | 1.355 | 0.409 | 22.9 |
| Left side-10mm | 20 | QPSK 1_0 | 132322/1745 | 1:1 | 0.058 | 0.03 | 24.18 | 25.50 | 1.355 | 0.079 | 22.9 |
| Right side-10mm | 20 | QPSK 1_0 | 132322/1745 | 1:1 | 0.065 | -0.01 | 24.18 | 25.50 | 1.355 | 0.088 | 22.9 |
| Bottom side-15mm | 20 | QPSK 1_0 | 132322/1745 | 1:1 | 0.425 | 0.02 | 24.18 | 25.50 | 1.355 | 0.576 | 22.9 |
| Hotspot (sensor off) Test data(50RB) | | | | | | | | | | | |
| Front side-12mm | 20 | QPSK 50_0 | 132322/1745 | 1:1 | 0.204 | 0.04 | 23.36 | 24.50 | 1.300 | 0.265 | 22.9 |
| Back side-17mm | 20 | QPSK 50_0 | 132322/1745 | 1:1 | 0.296 | -0.10 | 23.36 | 24.50 | 1.300 | 0.385 | 22.9 |
| Left side-10mm | 20 | QPSK 50_0 | 132322/1745 | 1:1 | 0.056 | 0.06 | 23.36 | 24.50 | 1.300 | 0.073 | 22.9 |
| Right side-10mm | 20 | QPSK 50_0 | 132322/1745 | 1:1 | 0.069 | 0.01 | 23.36 | 24.50 | 1.300 | 0.090 | 22.9 |
| Bottom side-15mm | 20 | QPSK 50_0 | 132322/1745 | 1:1 | 0.408 | 0.08 | 23.36 | 24.50 | 1.300 | 0.530 | 22.9 |
| Body-worn Test data(Separate 10mm 1RB) | | | | | | | | | | | |
| Front side | 20 | QPSK 1_0 | 132322/1745 | 1:1 | 0.179 | -0.01 | 20.32 | 21.50 | 1.312 | 0.235 | 22.9 |
| Back side | 20 | QPSK 1_0 | 132322/1745 | 1:1 | 0.422 | 0.08 | 20.32 | 21.50 | 1.312 | 0.554 | 22.9 |
| Front side-12mm | 20 | QPSK 1_0 | 132322/1745 | 1:1 | 0.211 | 0.08 | 24.18 | 25.50 | 1.355 | 0.286 | 22.9 |
| Back side-17mm | 20 | QPSK 1_0 | 132322/1745 | 1:1 | 0.302 | -0.13 | 24.18 | 25.50 | 1.355 | 0.409 | 22.9 |
| Body-worn Test data(Separate 10mm 50%RB) | | | | | | | | | | | |
| Front side | 20 | QPSK 50_0 | 132322/1745 | 1:1 | 0.191 | -0.04 | 20.24 | 21.50 | 1.337 | 0.255 | 22.9 |
| Back side | 20 | QPSK 50_0 | 132322/1745 | 1:1 | 0.432 | -0.16 | 20.24 | 21.50 | 1.337 | 0.577 | 22.9 |



Unless otherwise agreed in writing, this document is issued by the Company subject to its General Conditions of Service printed overleaf, available on request or accessible at <http://www.sgs.com/en/Terms-and-Conditions.aspx> and, for electronic format documents, subject to Terms and Conditions for Electronic Documents at <http://www.sgs.com/en/Terms-and-Conditions/Terms-e-Documents.aspx>. Attention is drawn to the limitation of liability, indemnification and jurisdiction issues defined therein. Any holder of this document is advised that information contained hereon reflects the Company's findings at the time of its intervention only and within the limits of Client's instructions, if any. The Company's sole responsibility is to its Client and this document does not exonerate parties to a transaction from exercising all their rights and obligations under the transaction documents. This document cannot be reproduced except in full, without prior written approval of the Company. Any unauthorized alteration, forgery or falsification of the content or appearance of this document is unlawful and offenders may be prosecuted to the fullest extent of the law. Unless otherwise stated the results shown in this test report refer only to the sample(s) tested and such sample(s) are retained for 30 days only.

Attention: To check the authenticity of testing/inspection report & certificate, please contact us at telephone: (86-755) 8307 1443, or email: CN.Doccheck@sgs.com

South of No. 6 Plant, No. 1, Rurong Road, Suzhou Industrial Park, Suzhou Area, China (Jiangsu) Pilot Free Trade Zone 215000 t (86-512) 62992980 www.sgs.com.cn
 中国·苏州·中国(江苏)自由贸易试验区苏州片区苏州工业园区润融路1号的6号厂房南楼 邮编: 215000 t (86-512) 62992980 sgs.china@sgs.com

| Front side-12mm | 20 | QPSK 50_0 | 132322/1745 | 1:1 | 0.204 | 0.04 | 23.36 | 24.50 | 1.300 | 0.265 | 22.9 |
|---|-----|------------|----------------|------------|----------------|------------------|----------------------|--------------------|---------------|-----------------------|------------------|
| Back side-17mm | 20 | QPSK 50_0 | 132322/1745 | 1:1 | 0.296 | -0.10 | 23.36 | 24.50 | 1.300 | 0.385 | 22.9 |
| Ant 4 Test Record | | | | | | | | | | | |
| Test position | BW. | Test mode | Test ch./Freq. | Duty Cycle | SAR (W/kg) 1-g | Power drift (dB) | Conducted Power(dBm) | Tune up Limit(dBm) | Scaled factor | Scaled SAR 1-g (W/kg) | Liquid Temp.(°C) |
| Head Test Data(1RB) | | | | | | | | | | | |
| Left cheek | 20 | QPSK 1_0 | 132322/1745 | 1:1 | 0.310 | -0.03 | 14.29 | 15.50 | 1.321 | 0.410 | 22.9 |
| Left tilted | 20 | QPSK 1_0 | 132322/1745 | 1:1 | 0.359 | 0.03 | 14.29 | 15.50 | 1.321 | 0.474 | 22.9 |
| Right cheek | 20 | QPSK 1_0 | 132322/1745 | 1:1 | 0.376 | 0.02 | 14.29 | 15.50 | 1.321 | 0.497 | 22.9 |
| Right tilted | 20 | QPSK 1_0 | 132322/1745 | 1:1 | 0.461 | 0.06 | 14.29 | 15.50 | 1.321 | 0.609 | 22.9 |
| Head Test Data(50%RB) | | | | | | | | | | | |
| Left cheek | 20 | QPSK 50_0 | 132322/1745 | 1:1 | 0.314 | 0.10 | 14.25 | 15.50 | 1.334 | 0.419 | 22.9 |
| Left tilted | 20 | QPSK 50_0 | 132322/1745 | 1:1 | 0.380 | 0.03 | 14.25 | 15.50 | 1.334 | 0.507 | 22.9 |
| Right cheek | 20 | QPSK 50_0 | 132322/1745 | 1:1 | 0.400 | -0.04 | 14.25 | 15.50 | 1.334 | 0.533 | 22.9 |
| Right tilted | 20 | QPSK 50_0 | 132322/1745 | 1:1 | 0.478 | 0.08 | 14.25 | 15.50 | 1.334 | 0.637 | 22.9 |
| Hotspot (sensor on) Test data(Separate 10mm 1RB) | | | | | | | | | | | |
| Front side | 20 | QPSK 1_0 | 132322/1745 | 1:1 | 0.263 | 0.03 | 18.02 | 19.00 | 1.253 | 0.330 | 22.9 |
| Back side | 20 | QPSK 1_0 | 132322/1745 | 1:1 | 0.375 | -0.01 | 18.02 | 19.00 | 1.253 | 0.470 | 22.9 |
| Top side | 20 | QPSK 1_0 | 132322/1745 | 1:1 | 0.579 | 0.07 | 18.02 | 19.00 | 1.253 | 0.726 | 22.9 |
| Hotspot (sensor on) Test data(Separate 10mm 50RB) | | | | | | | | | | | |
| Front side | 20 | QPSK 50_0 | 132322/1745 | 1:1 | 0.253 | 0.04 | 17.93 | 19.00 | 1.279 | 0.324 | 22.9 |
| Back side | 20 | QPSK 50_0 | 132322/1745 | 1:1 | 0.432 | 0.10 | 17.93 | 19.00 | 1.279 | 0.553 | 22.9 |
| Top side | 20 | QPSK 50_0 | 132322/1745 | 1:1 | 0.607 | -0.08 | 17.93 | 19.00 | 1.279 | 0.777 | 22.9 |
| Hotspot (sensor off) Test data(1RB) | | | | | | | | | | | |
| Front side-12mm | 20 | QPSK 1_0 | 132322/1745 | 1:1 | 0.616 | -0.02 | 24.38 | 25.50 | 1.294 | 0.797 | 22.9 |
| Back side-17mm | 20 | QPSK 1_0 | 132322/1745 | 1:1 | 0.577 | 0.06 | 24.38 | 25.50 | 1.294 | 0.747 | 22.9 |
| Left side-10mm | 20 | QPSK 1_0 | 132322/1745 | 1:1 | 0.122 | 0.08 | 24.38 | 25.50 | 1.294 | 0.158 | 22.9 |
| Top side-19mm | 20 | QPSK 1_0 | 132322/1745 | 1:1 | 0.746 | 0.02 | 24.38 | 25.50 | 1.294 | 0.965 | 22.9 |
| Top side-19mm | 20 | QPSK 1_0 | 132072/1720 | 1:1 | 0.601 | -0.02 | 24.27 | 25.50 | 1.327 | 0.798 | 22.9 |
| Top side-19mm | 20 | QPSK 1_0 | 132572/1770 | 1:1 | 0.689 | 0.07 | 24.22 | 25.50 | 1.343 | 0.925 | 22.9 |
| Hotspot (sensor off) Test data(50RB) | | | | | | | | | | | |
| Front side-12mm | 20 | QPSK 50_0 | 132322/1745 | 1:1 | 0.585 | -0.06 | 23.20 | 24.50 | 1.349 | 0.789 | 22.9 |
| Back side-17mm | 20 | QPSK 50_0 | 132322/1745 | 1:1 | 0.552 | 0.02 | 23.20 | 24.50 | 1.349 | 0.745 | 22.9 |
| Left side-10mm | 20 | QPSK 50_0 | 132322/1745 | 1:1 | 0.100 | 0.01 | 23.20 | 24.50 | 1.349 | 0.135 | 22.9 |
| Top side-19mm | 20 | QPSK 50_0 | 132322/1745 | 1:1 | 0.709 | 0.13 | 23.20 | 24.50 | 1.349 | 0.956 | 22.9 |
| Top side-19mm | 20 | QPSK 50_0 | 132072/1720 | 1:1 | 0.583 | 0.04 | 23.17 | 24.50 | 1.358 | 0.792 | 22.9 |
| Top side-19mm | 20 | QPSK 50_0 | 132572/1770 | 1:1 | 0.671 | 0.07 | 23.29 | 24.50 | 1.321 | 0.887 | 22.9 |
| Hotspot (sensor off) Test data(50RB) | | | | | | | | | | | |
| Top side-19mm | 20 | QPSK 100_0 | 132322/1745 | 1:1 | 0.711 | -0.07 | 23.18 | 24.50 | 1.355 | 0.964 | 22.9 |
| Top side-19mm | 20 | QPSK 100_0 | 132072/1720 | 1:1 | 0.589 | 0.02 | 23.12 | 24.50 | 1.374 | 0.809 | 22.9 |
| Top side-19mm | 20 | QPSK 100_0 | 132572/1770 | 1:1 | 0.682 | 0.10 | 23.28 | 24.50 | 1.324 | 0.903 | 22.9 |
| Body-worn Test data(Separate 10mm 1RB) | | | | | | | | | | | |
| Front side | 20 | QPSK 1_0 | 132322/1745 | 1:1 | 0.263 | 0.03 | 18.02 | 19.00 | 1.253 | 0.330 | 22.9 |



Unless otherwise agreed in writing, this document is issued by the Company subject to its General Conditions of Service printed overleaf, available on request or accessible at <http://www.sgs.com/en/Terms-and-Conditions.aspx> and, for electronic format documents, subject to Terms and Conditions for Electronic Documents at <http://www.sgs.com/en/Terms-and-Conditions/Terms-e-Documents.aspx>. Attention is drawn to the limitation of liability, indemnification and jurisdiction issues defined therein. Any holder of this document is advised that information contained hereon reflects the Company's findings at the time of its intervention only and within the limits of Client's instructions, if any. The Company's sole responsibility is to its Client and this document does not exonerate parties to a transaction from exercising all their rights and obligations under the transaction documents. This document cannot be reproduced except in full, without prior written approval of the Company. Any unauthorized alteration, forgery or falsification of the content or appearance of this document is unlawful and offenders may be prosecuted to the fullest extent of the law. Unless otherwise stated the results shown in this test report refer only to the sample(s) tested and such sample(s) are retained for 30 days only.

Attention: To check the authenticity of testing/inspection report & certificate, please contact us at telephone: (86-755) 8307 1443, or email: CN.Doccheck@sgs.com

South of No. 6 Plant, No. 1, Rurong Road, Suzhou Industrial Park, Suzhou Area, China (Jiangsu) Pilot Free Trade Zone 215000 t (86-512) 62992980 www.sgsgroup.com.cn
 中国·苏州·中国(江苏)自由贸易试验区苏州片区苏州工业园区润融路1号的6号厂房南楼 邮编: 215000 t (86-512) 62992980 sgs.china@sgs.com

| | | | | | | | | | | | |
|--|----|-----------|-------------|-----|-------|-------|-------|-------|-------|--------------|------|
| Back side | 20 | QPSK 1_0 | 132322/1745 | 1:1 | 0.375 | -0.01 | 18.02 | 19.00 | 1.253 | 0.470 | 22.9 |
| Front side-12mm | 20 | QPSK 1_0 | 132322/1745 | 1:1 | 0.616 | -0.02 | 24.38 | 25.50 | 1.294 | 0.797 | 22.9 |
| Back side-17mm | 20 | QPSK 1_0 | 132322/1745 | 1:1 | 0.577 | 0.06 | 24.38 | 25.50 | 1.294 | 0.747 | 22.9 |
| Body-worn Test data(Separate 10mm 50%RB) | | | | | | | | | | | |
| Front side | 20 | QPSK 50_0 | 132322/1745 | 1:1 | 0.253 | 0.04 | 17.93 | 19.00 | 1.279 | 0.324 | 22.9 |
| Back side | 20 | QPSK 50_0 | 132322/1745 | 1:1 | 0.432 | 0.10 | 17.93 | 19.00 | 1.279 | 0.553 | 22.9 |
| Front side-12mm | 20 | QPSK 50_0 | 132322/1745 | 1:1 | 0.585 | -0.06 | 23.20 | 24.50 | 1.349 | 0.789 | 22.9 |
| Back side-17mm | 20 | QPSK 50_0 | 132322/1745 | 1:1 | 0.552 | 0.02 | 23.20 | 24.50 | 1.349 | 0.745 | 22.9 |

Table 22: SAR of LTE Band 66 for Head and Body.



Unless otherwise agreed in writing, this document is issued by the Company subject to its General Conditions of Service printed overleaf, available on request or accessible at <http://www.sgs.com/en/Terms-and-Conditions.aspx> and, for electronic format documents, subject to Terms and Conditions for Electronic Documents at <http://www.sgs.com/en/Terms-and-Conditions/Terms-e-Documents.aspx>. Attention is drawn to the limitation of liability, indemnification and jurisdiction issues defined therein. Any holder of this document is advised that information contained hereon reflects the Company's findings at the time of its intervention only and within the limits of Client's instructions, if any. The Company's sole responsibility is to its Client and this document does not exonerate parties to a transaction from exercising all their rights and obligations under the transaction documents. This document cannot be reproduced except in full, without prior written approval of the Company. Any unauthorized alteration, forgery or falsification of the content or appearance of this document is unlawful and offenders may be prosecuted to the fullest extent of the law. Unless otherwise stated the results shown in this test report refer only to the sample(s) tested and such sample(s) are retained for 30 days only.

Attention: To check the authenticity of testing /inspection report & certificate, please contact us at telephone: (86-755) 8307 1443, or email: CN.Doccheck@sgs.com

South of No. 6 Plant No. 1, Rurong Road, Suzhou Industrial Park, Suzhou Area, China (Jiangsu) Pilot Free Trade Zone 215000 t (86-512) 62992980 www.sgs.com.cn
 中国·苏州·中国(江苏)自由贸易试验区苏州片区苏州工业园区润雅路1号的6号厂房南楼 邮编: 215000 t (86-512) 62992980 sgs.china@sgs.com

8.2.2 SAR Result of 5G NR n5

| SA N5 SAR Test Record | | | | | | | | | | | | |
|---|-----|------------|----------------|------------|----------------|------------------|----------------------|--------------------|---------------|-----------------------|------------------|--|
| Ant 0 Test Record | | | | | | | | | | | | |
| Test position | BW. | Modulation | Test ch./Freq. | Duty Cycle | SAR (W/kg) 1-g | Power drift (dB) | Conducted Power(dBm) | Tune up Limit(dBm) | Scaled factor | Scaled SAR 1-g (W/kg) | Liquid Temp.(°C) | |
| Head Test data(1RB) | | | | | | | | | | | | |
| Left cheek | 20 | QPSK 1_1 | 167300/836.5 | 1:1 | 0.089 | -0.01 | 24.29 | 25.50 | 1.321 | 0.118 | 22.2 | |
| Left tilted | 20 | QPSK 1_1 | 167300/836.5 | 1:1 | 0.047 | 0.06 | 24.29 | 25.50 | 1.321 | 0.062 | 22.2 | |
| Right cheek | 20 | QPSK 1_1 | 167300/836.5 | 1:1 | 0.113 | 0.12 | 24.29 | 25.50 | 1.321 | 0.149 | 22.2 | |
| Right tilted | 20 | QPSK 1_1 | 167300/836.5 | 1:1 | 0.060 | 0.05 | 24.29 | 25.50 | 1.321 | 0.079 | 22.2 | |
| Head Test data(50%RB) | | | | | | | | | | | | |
| Left cheek | 20 | QPSK 50_28 | 167300/836.5 | 1:1 | 0.102 | -0.04 | 24.43 | 25.50 | 1.279 | 0.130 | 22.2 | |
| Left tilted | 20 | QPSK 50_28 | 167300/836.5 | 1:1 | 0.050 | 0.07 | 24.43 | 25.50 | 1.279 | 0.064 | 22.2 | |
| Right cheek | 20 | QPSK 50_28 | 167300/836.5 | 1:1 | 0.120 | 0.05 | 24.43 | 25.50 | 1.279 | 0.154 | 22.2 | |
| Right tilted | 20 | QPSK 50_28 | 167300/836.5 | 1:1 | 0.058 | -0.01 | 24.43 | 25.50 | 1.279 | 0.074 | 22.2 | |
| Hotspot (sensor on) Test data(Separate 10mm 1RB) | | | | | | | | | | | | |
| Front side | 20 | QPSK 1_1 | 167300/836.5 | 1:1 | 0.121 | 0.09 | 23.23 | 24.50 | 1.340 | 0.162 | 22.2 | |
| Back side | 20 | QPSK 1_1 | 167300/836.5 | 1:1 | 0.253 | -0.04 | 23.23 | 24.50 | 1.340 | 0.339 | 22.2 | |
| Bottom side | 20 | QPSK 1_1 | 167300/836.5 | 1:1 | 0.212 | -0.01 | 23.23 | 24.50 | 1.340 | 0.284 | 22.2 | |
| Hotspot (sensor on) Test data(Separate 10mm 50RB) | | | | | | | | | | | | |
| Front side | 20 | QPSK 50_28 | 167300/836.5 | 1:1 | 0.143 | -0.04 | 23.40 | 24.50 | 1.288 | 0.184 | 22.2 | |
| Back side | 20 | QPSK 50_28 | 167300/836.5 | 1:1 | 0.275 | 0.08 | 23.40 | 24.50 | 1.288 | 0.354 | 22.2 | |
| Bottom side | 20 | QPSK 50_28 | 167300/836.5 | 1:1 | 0.231 | 0.00 | 23.40 | 24.50 | 1.288 | 0.298 | 22.2 | |
| Hotspot (sensor off) Test data(1RB) | | | | | | | | | | | | |
| Front side-12mm | 20 | QPSK 1_1 | 167300/836.5 | 1:1 | 0.101 | 0.02 | 24.29 | 25.50 | 1.321 | 0.133 | 22.2 | |
| Back side-17mm | 20 | QPSK 1_1 | 167300/836.5 | 1:1 | 0.234 | 0.06 | 24.29 | 25.50 | 1.321 | 0.309 | 22.2 | |
| Left side-10mm | 20 | QPSK 1_1 | 167300/836.5 | 1:1 | 0.067 | 0.04 | 24.29 | 25.50 | 1.321 | 0.089 | 22.2 | |
| Right side-10mm | 20 | QPSK 1_1 | 167300/836.5 | 1:1 | 0.107 | 0.04 | 24.29 | 25.50 | 1.321 | 0.141 | 22.2 | |
| Bottom side-15mm | 20 | QPSK 1_1 | 167300/836.5 | 1:1 | 0.167 | 0.07 | 24.29 | 25.50 | 1.321 | 0.221 | 22.2 | |
| Hotspot (sensor off) Test data(50RB) | | | | | | | | | | | | |
| Front side-12mm | 20 | QPSK 50_28 | 167300/836.5 | 1:1 | 0.122 | 0.05 | 24.43 | 25.50 | 1.279 | 0.156 | 22.2 | |
| Back side-17mm | 20 | QPSK 50_28 | 167300/836.5 | 1:1 | 0.241 | 0.09 | 24.43 | 25.50 | 1.279 | 0.308 | 22.2 | |
| Left side-10mm | 20 | QPSK 50_28 | 167300/836.5 | 1:1 | 0.067 | 0.00 | 24.43 | 25.50 | 1.279 | 0.086 | 22.2 | |
| Right side-10mm | 20 | QPSK 50_28 | 167300/836.5 | 1:1 | 0.112 | 0.04 | 24.43 | 25.50 | 1.279 | 0.143 | 22.2 | |
| Bottom side-15mm | 20 | QPSK 50_28 | 167300/836.5 | 1:1 | 0.186 | 0.04 | 24.43 | 25.50 | 1.279 | 0.238 | 22.2 | |
| Body-worn Test data(Separate 10mm 1RB) | | | | | | | | | | | | |
| Front side | 20 | QPSK 1_1 | 167300/836.5 | 1:1 | 0.121 | 0.09 | 23.23 | 24.50 | 1.340 | 0.162 | 22.2 | |
| Back side | 20 | QPSK 1_1 | 167300/836.5 | 1:1 | 0.253 | -0.04 | 23.23 | 24.50 | 1.340 | 0.339 | 22.2 | |
| Front side-12mm | 20 | QPSK 1_1 | 167300/836.5 | 1:1 | 0.101 | 0.02 | 24.29 | 25.50 | 1.321 | 0.133 | 22.2 | |
| Back side-17mm | 20 | QPSK 1_1 | 167300/836.5 | 1:1 | 0.234 | 0.06 | 24.29 | 25.50 | 1.321 | 0.309 | 22.2 | |
| Body-worn Test data(Separate 10mm 50RB) | | | | | | | | | | | | |
| Front side | 20 | QPSK 50_28 | 167300/836.5 | 1:1 | 0.143 | -0.04 | 23.40 | 24.50 | 1.288 | 0.184 | 22.2 | |
| Back side | 20 | QPSK 50_28 | 167300/836.5 | 1:1 | 0.275 | 0.08 | 23.40 | 24.50 | 1.288 | 0.354 | 22.2 | |
| Front side-12mm | 20 | QPSK 50_28 | 167300/836.5 | 1:1 | 0.122 | 0.05 | 24.43 | 25.50 | 1.279 | 0.156 | 22.2 | |
| Back side-17mm | 20 | QPSK 50_28 | 167300/836.5 | 1:1 | 0.241 | 0.09 | 24.43 | 25.50 | 1.279 | 0.308 | 22.2 | |



Unless otherwise agreed in writing, this document is issued by the Company subject to its General Conditions of Service printed overleaf, available on request or accessible at <http://www.sgs.com/en/Terms-and-Conditions.aspx> and, for electronic format documents, subject to Terms and Conditions for Electronic Documents at <http://www.sgs.com/en/Terms-and-Conditions/Terms-e-Documents.aspx>. Attention is drawn to the limitation of liability, indemnification and jurisdiction issues defined therein. Any holder of this document is advised that information contained hereon reflects the Company's findings at the time of its intervention only and within the limits of Client's instructions, if any. The Company's sole responsibility is to its Client and this document does not exonerate parties to a transaction from exercising all their rights and obligations under the transaction documents. This document cannot be reproduced except in full, without prior written approval of the Company. Any unauthorized alteration, forgery or falsification of the content or appearance of this document is unlawful and offenders may be prosecuted to the fullest extent of the law. Unless otherwise stated the results shown in this test report refer only to the sample(s) tested and such sample(s) are retained for 30 days only.

Attention: To check the authenticity of testing/inspection report & certificate, please contact us at telephone: (86-755) 8307 1443, or email: CN.Doccheck@sgs.com

South of No. 6 Plant, No. 1, Rurong Road, Suzhou Industrial Park, Suzhou Area, China (Jiangsu) Pilot Free Trade Zone 215000 t (86-512) 62992980 www.sgsgroup.com.cn
 中国·苏州·中国 (江苏) 自由贸易试验区苏州片区苏州工业园区润融路1号的6号厂房南楼 邮编: 215000 t (86-512) 62992980 sgs.china@sgs.com

| Ant 4 Test Record | | | | | | | | | | | |
|---|-----|------------|----------------|------------|----------------|------------------|----------------------|--------------------|---------------|-----------------------|------------------|
| Test position | BW. | Modulation | Test ch./Freq. | Duty Cycle | SAR (W/kg) 1-g | Power drift (dB) | Conducted Power(dBm) | Tune up Limit(dBm) | Scaled factor | Scaled SAR 1-g (W/kg) | Liquid Temp.(°C) |
| Head Test data(1RB) | | | | | | | | | | | |
| Left cheek | 20 | QPSK 1_1 | 167300/836.5 | 1:1 | 0.584 | 0.04 | 23.55 | 24.50 | 1.245 | 0.727 | 22.2 |
| Left tilted | 20 | QPSK 1_1 | 167300/836.5 | 1:1 | 0.543 | 0.01 | 23.55 | 24.50 | 1.245 | 0.676 | 22.2 |
| Right cheek | 20 | QPSK 1_1 | 167300/836.5 | 1:1 | 0.609 | 0.01 | 23.55 | 24.50 | 1.245 | 0.758 | 22.2 |
| Right tilted | 20 | QPSK 1_1 | 167300/836.5 | 1:1 | 0.571 | 0.08 | 23.55 | 24.50 | 1.245 | 0.711 | 22.2 |
| Head Test data(50%RB) | | | | | | | | | | | |
| Left cheek | 20 | QPSK 50_28 | 167300/836.5 | 1:1 | 0.642 | -0.03 | 23.56 | 24.50 | 1.242 | 0.797 | 22.2 |
| Left tilted | 20 | QPSK 50_28 | 167300/836.5 | 1:1 | 0.594 | 0.09 | 23.56 | 24.50 | 1.242 | 0.738 | 22.2 |
| Right cheek | 20 | QPSK 50_28 | 167300/836.5 | 1:1 | 0.652 | -0.02 | 23.56 | 24.50 | 1.242 | 0.810 | 22.2 |
| Right tilted | 20 | QPSK 50_28 | 167300/836.5 | 1:1 | 0.599 | 0.08 | 23.56 | 24.50 | 1.242 | 0.744 | 22.2 |
| Head Test data(100%RB) | | | | | | | | | | | |
| Right cheek | 20 | QPSK 100_0 | 167300/836.5 | 1:1 | 0.615 | 0.12 | 23.37 | 24.50 | 1.297 | 0.798 | 22.2 |
| Hotspot (sensor on) Test data(Separate 10mm 1RB) | | | | | | | | | | | |
| Front side | 20 | QPSK 1_1 | 167300/836.5 | 1:1 | 0.131 | -0.02 | 23.55 | 24.50 | 1.245 | 0.163 | 22.2 |
| Back side | 20 | QPSK 1_1 | 167300/836.5 | 1:1 | 0.276 | 0.14 | 23.55 | 24.50 | 1.245 | 0.343 | 22.2 |
| Top side | 20 | QPSK 1_1 | 167300/836.5 | 1:1 | 0.214 | -0.01 | 23.55 | 24.50 | 1.245 | 0.266 | 22.2 |
| Hotspot (sensor on) Test data(Separate 10mm 50RB) | | | | | | | | | | | |
| Front side | 20 | QPSK 50_28 | 167300/836.5 | 1:1 | 0.139 | 0.12 | 23.56 | 24.50 | 1.242 | 0.173 | 22.2 |
| Back side | 20 | QPSK 50_28 | 167300/836.5 | 1:1 | 0.326 | 0.10 | 23.56 | 24.50 | 1.242 | 0.405 | 22.2 |
| Top side | 20 | QPSK 50_28 | 167300/836.5 | 1:1 | 0.204 | 0.08 | 23.56 | 24.50 | 1.242 | 0.253 | 22.2 |
| Hotspot (sensor off) Test data(1RB) | | | | | | | | | | | |
| Front side-12mm | 20 | QPSK 1_1 | 167300/836.5 | 1:1 | 0.098 | 0.02 | 24.44 | 25.50 | 1.276 | 0.125 | 22.2 |
| Back side-17mm | 20 | QPSK 1_1 | 167300/836.5 | 1:1 | 0.116 | 0.09 | 24.44 | 25.50 | 1.276 | 0.148 | 22.2 |
| Left side-10mm | 20 | QPSK 1_1 | 167300/836.5 | 1:1 | 0.061 | 0.01 | 24.44 | 25.50 | 1.276 | 0.078 | 22.2 |
| Top side-19mm | 20 | QPSK 1_1 | 167300/836.5 | 1:1 | 0.072 | -0.11 | 24.44 | 25.50 | 1.276 | 0.092 | 22.2 |
| Hotspot (sensor off) Test data(50RB) | | | | | | | | | | | |
| Front side-12mm | 20 | QPSK 50_28 | 167300/836.5 | 1:1 | 0.134 | 0.02 | 24.59 | 25.50 | 1.233 | 0.165 | 22.2 |
| Back side-17mm | 20 | QPSK 50_28 | 167300/836.5 | 1:1 | 0.256 | 0.05 | 24.59 | 25.50 | 1.233 | 0.316 | 22.2 |
| Left side-10mm | 20 | QPSK 50_28 | 167300/836.5 | 1:1 | 0.056 | 0.15 | 24.59 | 25.50 | 1.233 | 0.069 | 22.2 |
| Top side-19mm | 20 | QPSK 50_28 | 167300/836.5 | 1:1 | 0.085 | 0.09 | 24.59 | 25.50 | 1.233 | 0.105 | 22.2 |
| Body-worn Test data(Separate 10mm 1RB) | | | | | | | | | | | |
| Front side | 20 | QPSK 1_1 | 167300/836.5 | 1:1 | 0.131 | -0.02 | 23.55 | 24.50 | 1.245 | 0.163 | 22.2 |
| Back side | 20 | QPSK 1_1 | 167300/836.5 | 1:1 | 0.276 | 0.14 | 23.55 | 24.50 | 1.245 | 0.343 | 22.2 |
| Front side-12mm | 20 | QPSK 1_1 | 167300/836.5 | 1:1 | 0.098 | 0.02 | 24.44 | 25.50 | 1.276 | 0.125 | 22.2 |
| Back side-17mm | 20 | QPSK 1_1 | 167300/836.5 | 1:1 | 0.116 | 0.09 | 24.44 | 25.50 | 1.276 | 0.148 | 22.2 |
| Body-worn Test data(Separate 10mm 50RB) | | | | | | | | | | | |
| Front side | 20 | QPSK 50_28 | 167300/836.5 | 1:1 | 0.139 | 0.12 | 23.56 | 24.50 | 1.242 | 0.173 | 22.2 |
| Back side | 20 | QPSK 50_28 | 167300/836.5 | 1:1 | 0.326 | 0.10 | 23.56 | 24.50 | 1.242 | 0.405 | 22.2 |
| Front side-12mm | 20 | QPSK 50_28 | 167300/836.5 | 1:1 | 0.134 | 0.02 | 24.59 | 25.50 | 1.233 | 0.165 | 22.2 |
| Back side-17mm | 20 | QPSK 50_28 | 167300/836.5 | 1:1 | 0.256 | 0.05 | 24.59 | 25.50 | 1.233 | 0.316 | 22.2 |

Table 23: SAR of 5G NR n5 for Head and Body.



Unless otherwise agreed in writing, this document is issued by the Company subject to its General Conditions of Service printed overleaf, available on request or accessible at <http://www.sgs.com/en/Terms-and-Conditions.aspx> and, for electronic format documents, subject to Terms and Conditions for Electronic Documents at <http://www.sgs.com/en/Terms-and-Conditions/Terms-e-Documents.aspx>. Attention is drawn to the limitation of liability, indemnification and jurisdiction issues defined therein. Any holder of this document is advised that information contained hereon reflects the Company's findings at the time of its intervention only and within the limits of Client's instructions, if any. The Company's sole responsibility is to its Client and this document does not exonerate parties to a transaction from exercising all their rights and obligations under the transaction documents. This document cannot be reproduced except in full, without prior written approval of the Company. Any unauthorized alteration, forgery or falsification of the content or appearance of this document is unlawful and offenders may be prosecuted to the fullest extent of the law. Unless otherwise stated the results shown in this test report refer only to the sample(s) tested and such sample(s) are retained for 30 days only.

Attention: To check the authenticity of testing/inspection report & certificate, please contact us at telephone: (86-755) 8307 1443, or email: CN.Doccheck@sgs.com

South of No. 6 Plant, No. 1, Rurong Road, Suzhou Industrial Park, Suzhou Area, China (Jiangsu) Pilot Free Trade Zone 215000 t (86-512) 62992980 www.sgsgroup.com.cn
 中国·苏州·中国(江苏)自由贸易试验区苏州片区苏州工业园区润融路1号厂房南座 邮编: 215000 t (86-512) 62992980 sgs.china@sgs.com

8.2.1 SAR Result of 5G NR n7

| SA N7 SAR Test Record | | | | | | | | | | | |
|---|-----|------------|----------------|------------|----------------|------------------|----------------------|--------------------|---------------|-----------------------|------------------|
| Ant 0 Test Record | | | | | | | | | | | |
| Test position | BW. | Modulation | Test ch./Freq. | Duty Cycle | SAR (W/kg) 1-g | Power drift (dB) | Conducted Power(dBm) | Tune up Limit(dBm) | Scaled factor | Scaled SAR 1-g (W/kg) | Liquid Temp.(°C) |
| Head Test data(1RB) | | | | | | | | | | | |
| Left cheek | 20 | QPSK 1_1 | 507000/2535 | 1:1 | 0.127 | -0.05 | 24.13 | 25.50 | 1.371 | 0.174 | 22.5 |
| Left tilted | 20 | QPSK 1_1 | 507000/2535 | 1:1 | 0.075 | 0.11 | 24.13 | 25.50 | 1.371 | 0.103 | 22.5 |
| Right cheek | 20 | QPSK 1_1 | 507000/2535 | 1:1 | 0.072 | 0.13 | 24.13 | 25.50 | 1.371 | 0.099 | 22.5 |
| Right tilted | 20 | QPSK 1_1 | 507000/2535 | 1:1 | 0.043 | 0.04 | 24.13 | 25.50 | 1.371 | 0.059 | 22.5 |
| Head Test data(50%RB) | | | | | | | | | | | |
| Left cheek | 20 | QPSK 50_28 | 507000/2535 | 1:1 | 0.133 | -0.01 | 24.33 | 25.50 | 1.309 | 0.174 | 22.5 |
| Left tilted | 20 | QPSK 50_28 | 507000/2535 | 1:1 | 0.072 | 0.08 | 24.33 | 25.50 | 1.309 | 0.094 | 22.5 |
| Right cheek | 20 | QPSK 50_28 | 507000/2535 | 1:1 | 0.077 | -0.01 | 24.33 | 25.50 | 1.309 | 0.101 | 22.5 |
| Right tilted | 20 | QPSK 50_28 | 507000/2535 | 1:1 | 0.043 | 0.11 | 24.33 | 25.50 | 1.309 | 0.056 | 22.5 |
| Hotspot (sensor on) Test data(Separate 10mm 1RB) | | | | | | | | | | | |
| Front side | 20 | QPSK 1_1 | 507000/2535 | 1:1 | 0.272 | 0.08 | 20.10 | 21.00 | 1.230 | 0.335 | 22.5 |
| Back side | 20 | QPSK 1_1 | 507000/2535 | 1:1 | 0.375 | 0.01 | 20.10 | 21.00 | 1.230 | 0.461 | 22.5 |
| Bottom side | 20 | QPSK 1_1 | 507000/2535 | 1:1 | 0.233 | 0.00 | 20.10 | 21.00 | 1.230 | 0.287 | 22.5 |
| Hotspot (sensor on) Test data(Separate 10mm 50RB) | | | | | | | | | | | |
| Front side | 20 | QPSK 50_28 | 507000/2535 | 1:1 | 0.275 | 0.03 | 20.11 | 21.00 | 1.227 | 0.338 | 22.5 |
| Back side | 20 | QPSK 50_28 | 507000/2535 | 1:1 | 0.383 | 0.04 | 20.11 | 21.00 | 1.227 | 0.470 | 22.5 |
| Bottom side | 20 | QPSK 50_28 | 507000/2535 | 1:1 | 0.230 | 0.05 | 20.11 | 21.00 | 1.227 | 0.282 | 22.5 |
| Hotspot (sensor off) Test data(1RB) | | | | | | | | | | | |
| Front side-12mm | 20 | QPSK 1_1 | 507000/2535 | 1:1 | 0.236 | 0.02 | 24.13 | 25.50 | 1.371 | 0.324 | 22.5 |
| Back side-17mm | 20 | QPSK 1_1 | 507000/2535 | 1:1 | 0.200 | 0.09 | 24.13 | 25.50 | 1.371 | 0.274 | 22.5 |
| Left side-10mm | 20 | QPSK 1_1 | 507000/2535 | 1:1 | 0.131 | -0.05 | 24.13 | 25.50 | 1.371 | 0.180 | 22.5 |
| Right side-10mm | 20 | QPSK 1_1 | 507000/2535 | 1:1 | 0.068 | 0.00 | 24.13 | 25.50 | 1.371 | 0.093 | 22.5 |
| Bottom side-15mm | 20 | QPSK 1_1 | 507000/2535 | 1:1 | 0.138 | 0.04 | 24.13 | 25.50 | 1.371 | 0.189 | 22.5 |
| Hotspot (sensor off) Test data(50RB) | | | | | | | | | | | |
| Front side-12mm | 20 | QPSK 50_28 | 507000/2535 | 1:1 | 0.241 | 0.09 | 24.33 | 25.50 | 1.309 | 0.316 | 22.5 |
| Back side-17mm | 20 | QPSK 50_28 | 507000/2535 | 1:1 | 0.223 | -0.11 | 24.33 | 25.50 | 1.309 | 0.292 | 22.5 |
| Left side-10mm | 20 | QPSK 50_28 | 507000/2535 | 1:1 | 0.134 | 0.03 | 24.33 | 25.50 | 1.309 | 0.175 | 22.5 |
| Right side-10mm | 20 | QPSK 50_28 | 507000/2535 | 1:1 | 0.071 | 0.03 | 24.33 | 25.50 | 1.309 | 0.093 | 22.5 |
| Bottom side-15mm | 20 | QPSK 50_28 | 507000/2535 | 1:1 | 0.142 | 0.02 | 24.33 | 25.50 | 1.309 | 0.186 | 22.5 |
| Body-worn Test data(Separate 10mm 1RB) | | | | | | | | | | | |
| Front side | 20 | QPSK 1_1 | 507000/2535 | 1:1 | 0.272 | 0.08 | 20.10 | 21.00 | 1.230 | 0.335 | 22.5 |
| Back side | 20 | QPSK 1_1 | 507000/2535 | 1:1 | 0.375 | 0.01 | 20.10 | 21.00 | 1.230 | 0.461 | 22.5 |
| Front side-12mm | 20 | QPSK 1_1 | 507000/2535 | 1:1 | 0.236 | 0.02 | 24.13 | 25.50 | 1.371 | 0.324 | 22.5 |
| Back side-17mm | 20 | QPSK 1_1 | 507000/2535 | 1:1 | 0.200 | 0.09 | 24.13 | 25.50 | 1.371 | 0.274 | 22.5 |
| Body-worn Test data(Separate 10mm 50RB) | | | | | | | | | | | |
| Front side | 20 | QPSK 50_28 | 507000/2535 | 1:1 | 0.275 | 0.03 | 20.11 | 21.00 | 1.227 | 0.338 | 22.5 |
| Back side | 20 | QPSK 50_28 | 507000/2535 | 1:1 | 0.383 | 0.04 | 20.11 | 21.00 | 1.227 | 0.470 | 22.5 |
| Front side-12mm | 20 | QPSK 50_28 | 507000/2535 | 1:1 | 0.241 | 0.09 | 24.33 | 25.50 | 1.309 | 0.316 | 22.5 |



Unless otherwise agreed in writing, this document is issued by the Company subject to its General Conditions of Service printed overleaf, available on request or accessible at <http://www.sgs.com/en/Terms-and-Conditions.aspx> and, for electronic format documents, subject to Terms and Conditions for Electronic Documents at <http://www.sgs.com/en/Terms-and-Conditions/Terms-e-Documents.aspx>. Attention is drawn to the limitation of liability, indemnification and jurisdiction issues defined therein. Any holder of this document is advised that information contained hereon reflects the Company's findings at the time of its intervention only and within the limits of Client's instructions, if any. The Company's sole responsibility is to its Client and this document does not exonerate parties to a transaction from exercising all their rights and obligations under the transaction documents. This document cannot be reproduced except in full, without prior written approval of the Company. Any unauthorized alteration, forgery or falsification of the content or appearance of this document is unlawful and offenders may be prosecuted to the fullest extent of the law. Unless otherwise stated the results shown in this test report refer only to the sample(s) tested and such sample(s) are retained for 30 days only.

Attention: To check the authenticity of testing/inspection report & certificate, please contact us at telephone: (86-755) 8307 1443, or email: CN.Doccheck@sgs.com

South of No. 6 Plant, No. 1, Rurong Road, Suzhou Industrial Park, Suzhou Area, China (Jiangsu) Pilot Free Trade Zone 215000 t (86-512) 62992980 www.sgsgroup.com.cn
 中国·苏州·中国(江苏)自由贸易试验区苏州片区苏州工业园区润雅路1号的6号厂房南楼 邮编: 215000 t (86-512) 62992980 sgs.china@sgs.com

| Back side-17mm | 20 | QPSK 50_28 | 507000/2535 | 1:1 | 0.223 | -0.11 | 24.33 | 25.50 | 1.309 | 0.292 | 22.5 |
|---|-----|------------|----------------|------------|----------------|------------------|----------------------|--------------------|---------------|-----------------------|------------------|
| Ant 4 Test Record | | | | | | | | | | | |
| Test position | BW. | Modulation | Test ch./Freq. | Duty Cycle | SAR (W/kg) 1-g | Power drift (dB) | Conducted Power(dBm) | Tune up Limit(dBm) | Scaled factor | Scaled SAR 1-g (W/kg) | Liquid Temp.(°C) |
| Head Test data(1RB) | | | | | | | | | | | |
| Left cheek | 20 | QPSK 1_1 | 507000/2535 | 1:1 | 0.233 | -0.04 | 18.17 | 19.00 | 1.211 | 0.282 | 22.5 |
| Left tilted | 20 | QPSK 1_1 | 507000/2535 | 1:1 | 0.274 | 0.09 | 18.17 | 19.00 | 1.211 | 0.332 | 22.5 |
| Right cheek | 20 | QPSK 1_1 | 507000/2535 | 1:1 | 0.468 | 0.12 | 18.17 | 19.00 | 1.211 | 0.567 | 22.5 |
| Right cheek-ENDC | 20 | QPSK 1_1 | 507000/2535 | 1:1 | 0.406 | 0.01 | 17.34 | 18.00 | 1.164 | 0.473 | 22.5 |
| Right tilted | 20 | QPSK 1_1 | 507000/2535 | 1:1 | 0.359 | 0.14 | 18.17 | 19.00 | 1.211 | 0.435 | 22.5 |
| Head Test data(50%RB) | | | | | | | | | | | |
| Left cheek | 20 | QPSK 50_28 | 507000/2535 | 1:1 | 0.251 | -0.02 | 18.29 | 19.00 | 1.178 | 0.296 | 22.5 |
| Left tilted | 20 | QPSK 50_28 | 507000/2535 | 1:1 | 0.285 | 0.03 | 18.29 | 19.00 | 1.178 | 0.336 | 22.5 |
| Right cheek | 20 | QPSK 50_28 | 507000/2535 | 1:1 | 0.394 | 0.12 | 18.29 | 19.00 | 1.178 | 0.464 | 22.5 |
| Right tilted | 20 | QPSK 50_28 | 507000/2535 | 1:1 | 0.378 | 0.08 | 18.29 | 19.00 | 1.178 | 0.445 | 22.5 |
| Hotspot (sensor on) Test data(Separate 10mm 1RB) | | | | | | | | | | | |
| Front side | 20 | QPSK 1_1 | 507000/2535 | 1:1 | 0.114 | 0.05 | 17.15 | 18.00 | 1.216 | 0.139 | 22.5 |
| Back side | 20 | QPSK 1_1 | 507000/2535 | 1:1 | 0.172 | 0.10 | 17.15 | 18.00 | 1.216 | 0.209 | 22.5 |
| Top side | 20 | QPSK 1_1 | 507000/2535 | 1:1 | 0.223 | 0.01 | 17.15 | 18.00 | 1.216 | 0.271 | 22.5 |
| Top side-ENDC | 20 | QPSK 1_1 | 507000/2535 | 1:1 | 0.206 | 0.09 | 16.18 | 17.00 | 1.208 | 0.249 | 22.5 |
| Hotspot (sensor on) Test data(Separate 10mm 50RB) | | | | | | | | | | | |
| Front side | 20 | QPSK 50_28 | 507000/2535 | 1:1 | 0.109 | 0.11 | 17.33 | 18.00 | 1.167 | 0.127 | 22.5 |
| Back side | 20 | QPSK 50_28 | 507000/2535 | 1:1 | 0.166 | 0.10 | 17.33 | 18.00 | 1.167 | 0.194 | 22.5 |
| Top side | 20 | QPSK 50_28 | 507000/2535 | 1:1 | 0.190 | -0.05 | 17.33 | 18.00 | 1.167 | 0.222 | 22.5 |
| Hotspot (sensor off) Test data(1RB) | | | | | | | | | | | |
| Front side-12mm | 20 | QPSK 1_1 | 507000/2535 | 1:1 | 0.095 | 0.05 | 24.42 | 25.50 | 1.282 | 0.122 | 22.5 |
| Back side-17mm | 20 | QPSK 1_1 | 507000/2535 | 1:1 | 0.087 | -0.16 | 24.42 | 25.50 | 1.282 | 0.112 | 22.5 |
| Left side-10mm | 20 | QPSK 1_1 | 507000/2535 | 1:1 | 0.133 | 0.01 | 24.42 | 25.50 | 1.282 | 0.171 | 22.5 |
| Top side-19mm | 20 | QPSK 1_1 | 507000/2535 | 1:1 | 0.116 | 0.03 | 24.42 | 25.50 | 1.282 | 0.149 | 22.5 |
| Hotspot (sensor off) Test data(50RB) | | | | | | | | | | | |
| Front side-12mm | 20 | QPSK 50_28 | 507000/2535 | 1:1 | 0.105 | 0.01 | 24.58 | 25.50 | 1.236 | 0.130 | 22.5 |
| Back side-17mm | 20 | QPSK 50_28 | 507000/2535 | 1:1 | 0.097 | 0.08 | 24.58 | 25.50 | 1.236 | 0.120 | 22.5 |
| Left side-10mm | 20 | QPSK 50_28 | 507000/2535 | 1:1 | 0.123 | 0.00 | 24.58 | 25.50 | 1.236 | 0.152 | 22.5 |
| Top side-19mm | 20 | QPSK 50_28 | 507000/2535 | 1:1 | 0.120 | 0.02 | 24.58 | 25.50 | 1.236 | 0.148 | 22.5 |
| Body-worn Test data(Separate 10mm 1RB) | | | | | | | | | | | |
| Front side | 20 | QPSK 1_1 | 507000/2535 | 1:1 | 0.114 | 0.05 | 17.15 | 18.00 | 1.216 | 0.139 | 22.5 |
| Back side | 20 | QPSK 1_1 | 507000/2535 | 1:1 | 0.172 | 0.10 | 17.15 | 18.00 | 1.216 | 0.209 | 22.5 |
| Back side-ENDC | 20 | QPSK 1_1 | 507000/2535 | 1:1 | 0.138 | 0.16 | 16.18 | 17.00 | 1.208 | 0.167 | 22.5 |
| Front side-12mm | 20 | QPSK 1_1 | 507000/2535 | 1:1 | 0.095 | 0.05 | 24.42 | 25.50 | 1.282 | 0.122 | 22.5 |
| Back side-17mm | 20 | QPSK 1_1 | 507000/2535 | 1:1 | 0.087 | -0.16 | 24.42 | 25.50 | 1.282 | 0.112 | 22.5 |
| Body-worn Test data(Separate 10mm 50RB) | | | | | | | | | | | |
| Front side | 20 | QPSK 50_28 | 507000/2535 | 1:1 | 0.109 | 0.11 | 17.33 | 18.00 | 1.167 | 0.127 | 22.5 |
| Back side | 20 | QPSK 50_28 | 507000/2535 | 1:1 | 0.166 | 0.10 | 17.33 | 18.00 | 1.167 | 0.194 | 22.5 |
| Front side-12mm | 20 | QPSK 50_28 | 507000/2535 | 1:1 | 0.105 | 0.01 | 24.58 | 25.50 | 1.236 | 0.130 | 22.5 |



Unless otherwise agreed in writing, this document is issued by the Company subject to its General Conditions of Service printed overleaf, available on request or accessible at <http://www.sgs.com/en/Terms-and-Conditions.aspx> and, for electronic format documents, subject to Terms and Conditions for Electronic Documents at <http://www.sgs.com/en/Terms-and-Conditions/Terms-e-Documents.aspx>. Attention is drawn to the limitation of liability, indemnification and jurisdiction issues defined therein. Any holder of this document is advised that information contained hereon reflects the Company's findings at the time of its intervention only and within the limits of Client's instructions, if any. The Company's sole responsibility is to its Client and this document does not exonerate parties to a transaction from exercising all their rights and obligations under the transaction documents. This document cannot be reproduced except in full, without prior written approval of the Company. Any unauthorized alteration, forgery or falsification of the content or appearance of this document is unlawful and offenders may be prosecuted to the fullest extent of the law. Unless otherwise stated the results shown in this test report refer only to the sample(s) tested and such sample(s) are retained for 30 days only.

Attention: To check the authenticity of testing/inspection report & certificate, please contact us at telephone: (86-755) 8307 1443, or email: CN.Doccheck@sgs.com

South of No. 6 Plant, No. 1, Rurong Road, Suzhou Industrial Park, Suzhou Area, China (Jiangsu) Pilot Free Trade Zone 215000 t (86-512) 62992980 www.sgs.com.cn
 中国·苏州·中国 (江苏) 自由贸易试验区苏州片区苏州工业园区润融路1号的6号厂房南座 邮编: 215000 t (86-512) 62992980 sgs.china@sgs.com



Report No.: SEWM2304000137RG09

Rev.: 01

Page: 105 of 140

| | | | | | | | | | | | |
|----------------|----|------------|-------------|-----|-------|------|-------|-------|-------|-------|------|
| Back side-17mm | 20 | QPSK 50_28 | 507000/2535 | 1:1 | 0.097 | 0.08 | 24.58 | 25.50 | 1.236 | 0.120 | 22.5 |
|----------------|----|------------|-------------|-----|-------|------|-------|-------|-------|-------|------|

Table 24: SAR of 5G NR n7 for Head and Body.



Unless otherwise agreed in writing, this document is issued by the Company subject to its General Conditions of Service printed overleaf, available on request or accessible at <http://www.sgs.com/en/Terms-and-Conditions.aspx> and, for electronic format documents, subject to Terms and Conditions for Electronic Documents at <http://www.sgs.com/en/Terms-and-Conditions/Terms-e-Documents.aspx>. Attention is drawn to the limitation of liability, indemnification and jurisdiction issues defined therein. Any holder of this document is advised that information contained hereon reflects the Company's findings at the time of its intervention only and within the limits of Client's instructions, if any. The Company's sole responsibility is to its Client and this document does not exonerate parties to a transaction from exercising all their rights and obligations under the transaction documents. This document cannot be reproduced except in full, without prior written approval of the Company. Any unauthorized alteration, forgery or falsification of the content or appearance of this document is unlawful and offenders may be prosecuted to the fullest extent of the law. Unless otherwise stated the results shown in this test report refer only to the sample(s) tested and such sample(s) are retained for 30 days only.

Attention: To check the authenticity of testing /inspection report & certificate, please contact us at telephone: (86-755) 8307 1443, or email: CN.Doccheck@sgs.com

South of No. 6 Plant, No. 1, Rurshang Road, Suzhou Industrial Park, Suzhou Area, China (Jiangsu) Pilot Free Trade Zone 215000 t (86-512) 62992980 www.sgs.com.cn
 中国·苏州·中国(江苏)自由贸易试验区苏州片区苏州工业园区润雅路1号的6号厂房南座 邮编: 215000 t (86-512) 62992980 sgs.china@sgs.com

8.2.2 SAR Result of 5G NR n41

| SA N41 SAR Test Record | | | | | | | | | | | |
|---|-----|-------------|----------------|------------|----------------|------------------|----------------------|--------------------|---------------|-----------------------|------------------|
| Ant0 Test Record | | | | | | | | | | | |
| Test position | BW. | Modulation | Test ch./Freq. | Duty Cycle | SAR (W/kg) 1-g | Power drift (dB) | Conducted Power(dBm) | Tune up Limit(dBm) | Scaled factor | Scaled SAR 1-g (W/kg) | Liquid Temp.(°C) |
| Head Test data(1RB) | | | | | | | | | | | |
| Left cheek | 100 | QPSK 1_1 | 518598/2592.99 | 1:1 | 0.158 | 0.04 | 24.03 | 25.00 | 1.250 | 0.198 | 22.5 |
| Left tilted | 100 | QPSK 1_1 | 518598/2592.99 | 1:1 | 0.079 | 0.15 | 24.03 | 25.00 | 1.250 | 0.099 | 22.5 |
| Right cheek | 100 | QPSK 1_1 | 518598/2592.99 | 1:1 | 0.099 | 0.09 | 24.03 | 25.00 | 1.250 | 0.124 | 22.5 |
| Right tilted | 100 | QPSK 1_1 | 518598/2592.99 | 1:1 | 0.058 | 0.06 | 24.03 | 25.00 | 1.250 | 0.073 | 22.5 |
| Head Test data(50%RB) | | | | | | | | | | | |
| Left cheek | 100 | QPSK 135_69 | 518598/2592.99 | 1:1 | 0.144 | -0.01 | 24.21 | 25.00 | 1.199 | 0.173 | 22.5 |
| Left tilted | 100 | QPSK 135_69 | 518598/2592.99 | 1:1 | 0.060 | 0.02 | 24.21 | 25.00 | 1.199 | 0.072 | 22.5 |
| Right cheek | 100 | QPSK 135_69 | 518598/2592.99 | 1:1 | 0.084 | -0.02 | 24.21 | 25.00 | 1.199 | 0.101 | 22.5 |
| Right tilted | 100 | QPSK 135_69 | 518598/2592.99 | 1:1 | 0.058 | 0.06 | 24.21 | 25.00 | 1.199 | 0.070 | 22.5 |
| Hotspot (sensor on) Test data(Separate 10mm 1RB) | | | | | | | | | | | |
| Front side | 100 | QPSK 1_1 | 518598/2592.99 | 1:1 | 0.361 | 0.09 | 20.25 | 21.00 | 1.189 | 0.429 | 22.5 |
| Back side | 100 | QPSK 1_1 | 518598/2592.99 | 1:1 | 0.472 | 0.09 | 20.25 | 21.00 | 1.189 | 0.561 | 22.5 |
| Bottom side | 100 | QPSK 1_1 | 518598/2592.99 | 1:1 | 0.330 | -0.04 | 20.25 | 21.00 | 1.189 | 0.392 | 22.5 |
| Hotspot (sensor on) Test data(Separate 10mm 50RB) | | | | | | | | | | | |
| Front side | 100 | QPSK 135_69 | 518598/2592.99 | 1:1 | 0.335 | -0.05 | 20.35 | 21.00 | 1.161 | 0.389 | 22.5 |
| Back side | 100 | QPSK 135_69 | 518598/2592.99 | 1:1 | 0.415 | -0.03 | 20.35 | 21.00 | 1.161 | 0.482 | 22.5 |
| Bottom side | 100 | QPSK 135_69 | 518598/2592.99 | 1:1 | 0.304 | 0.07 | 20.35 | 21.00 | 1.161 | 0.353 | 22.5 |
| Hotspot (sensor off) Test data(1RB) | | | | | | | | | | | |
| Front side-12mm | 100 | QPSK 1_1 | 518598/2592.99 | 1:1 | 0.286 | 0.02 | 24.03 | 25.00 | 1.250 | 0.358 | 22.5 |
| Back side-17mm | 100 | QPSK 1_1 | 518598/2592.99 | 1:1 | 0.231 | 0.05 | 24.03 | 25.00 | 1.250 | 0.289 | 22.5 |
| Left side-10mm | 100 | QPSK 1_1 | 518598/2592.99 | 1:1 | 0.146 | 0.04 | 24.03 | 25.00 | 1.250 | 0.183 | 22.5 |
| Right side-10mm | 100 | QPSK 1_1 | 518598/2592.99 | 1:1 | 0.082 | 0.09 | 24.03 | 25.00 | 1.250 | 0.103 | 22.5 |
| Bottom side-15mm | 100 | QPSK 1_1 | 518598/2592.99 | 1:1 | 0.167 | -0.16 | 24.03 | 25.00 | 1.250 | 0.209 | 22.5 |
| Hotspot (sensor off) Test data(50RB) | | | | | | | | | | | |
| Front side-12mm | 100 | QPSK 135_69 | 518598/2592.99 | 1:1 | 0.268 | 0.05 | 24.21 | 25.00 | 1.199 | 0.321 | 22.5 |
| Back side-17mm | 100 | QPSK 135_69 | 518598/2592.99 | 1:1 | 0.223 | 0.01 | 24.21 | 25.00 | 1.199 | 0.267 | 22.5 |
| Left side-10mm | 100 | QPSK 135_69 | 518598/2592.99 | 1:1 | 0.136 | -0.02 | 24.21 | 25.00 | 1.199 | 0.163 | 22.5 |
| Right side-10mm | 100 | QPSK 135_69 | 518598/2592.99 | 1:1 | 0.064 | 0.09 | 24.21 | 25.00 | 1.199 | 0.077 | 22.5 |
| Bottom side-15mm | 100 | QPSK 135_69 | 518598/2592.99 | 1:1 | 0.146 | 0.03 | 24.21 | 25.00 | 1.199 | 0.175 | 22.5 |
| Body-worn Test data(Separate 10mm 1RB) | | | | | | | | | | | |
| Front side | 100 | QPSK 1_1 | 518598/2592.99 | 1:1 | 0.361 | 0.09 | 20.25 | 21.00 | 1.189 | 0.429 | 22.5 |
| Back side | 100 | QPSK 1_1 | 518598/2592.99 | 1:1 | 0.472 | 0.09 | 20.25 | 21.00 | 1.189 | 0.561 | 22.5 |
| Front side-12mm | 100 | QPSK 1_1 | 518598/2592.99 | 1:1 | 0.286 | 0.02 | 24.03 | 25.00 | 1.250 | 0.358 | 22.5 |
| Back side-17mm | 100 | QPSK 1_1 | 518598/2592.99 | 1:1 | 0.231 | 0.05 | 24.03 | 25.00 | 1.250 | 0.289 | 22.5 |
| Body-worn Test data(Separate 10mm 50RB) | | | | | | | | | | | |
| Front side | 100 | QPSK 135_69 | 518598/2592.99 | 1:1 | 0.335 | -0.05 | 20.35 | 21.00 | 1.161 | 0.389 | 22.5 |
| Back side | 100 | QPSK 135_69 | 518598/2592.99 | 1:1 | 0.415 | -0.03 | 20.35 | 21.00 | 1.161 | 0.482 | 22.5 |
| Front side-12mm | 100 | QPSK 135_69 | 518598/2592.99 | 1:1 | 0.268 | 0.05 | 24.21 | 25.00 | 1.199 | 0.321 | 22.5 |



Unless otherwise agreed in writing, this document is issued by the Company subject to its General Conditions of Service printed overleaf, available on request or accessible at <http://www.sgs.com/en/Terms-and-Conditions.aspx> and, for electronic format documents, subject to Terms and Conditions for Electronic Documents at <http://www.sgs.com/en/Terms-and-Conditions/Terms-e-Documents.aspx>. Attention is drawn to the limitation of liability, indemnification and jurisdiction issues defined therein. Any holder of this document is advised that information contained hereon reflects the Company's findings at the time of its intervention only and within the limits of Client's instructions, if any. The Company's sole responsibility is to its Client and this document does not exonerate parties to a transaction from exercising all their rights and obligations under the transaction documents. This document cannot be reproduced except in full, without prior written approval of the Company. Any unauthorized alteration, forgery or falsification of the content or appearance of this document is unlawful and offenders may be prosecuted to the fullest extent of the law. Unless otherwise stated the results shown in this test report refer only to the sample(s) tested and such sample(s) are retained for 30 days only.

Attention: To check the authenticity of testing/inspection report & certificate, please contact us at telephone: (86-755) 8307 1443, or email: CN.Doccheck@sgs.com

South of No. 6 Plant, No. 1, Rurong Road, Suzhou Industrial Park, Suzhou Area, China (Jiangsu) Pilot Free Trade Zone 215000 t (86-512) 62992980 www.sgs.com.cn
 中国·苏州·中国(江苏)自由贸易试验区苏州片区苏州工业园区润融路1号的6号厂房南楼 邮编: 215000 t (86-512) 62992980 sgs.china@sgs.com

| Test position | BW. | Modulation | Test ch./Freq. | Duty Cycle | SAR (W/kg) 1-g | Power drift (dB) | Conducted Power(dBm) | Tune up Limit(dBm) | Scaled factor | Scaled SAR 1-g (W/kg) | Liquid Temp.(°C) |
|---|-----|-------------|----------------|------------|----------------|------------------|----------------------|--------------------|---------------|-----------------------|------------------|
| Ant4 Test Record | | | | | | | | | | | |
| Head Test data(1RB) | | | | | | | | | | | |
| Back side-17mm | 100 | QPSK 135_69 | 518598/2592.99 | 1:1 | 0.223 | 0.01 | 24.21 | 25.00 | 1.199 | 0.267 | 22.5 |
| Left cheek | 100 | QPSK 1_1 | 518598/2592.99 | 1:1 | 0.389 | 0.03 | 18.68 | 19.00 | 1.076 | 0.419 | 22.5 |
| Left tilted | 100 | QPSK 1_1 | 518598/2592.99 | 1:1 | 0.468 | 0.03 | 18.68 | 19.00 | 1.076 | 0.504 | 22.5 |
| Right cheek | 100 | QPSK 1_1 | 518598/2592.99 | 1:1 | 0.783 | 0.12 | 18.68 | 19.00 | 1.076 | 0.843 | 22.5 |
| Right tilted | 100 | QPSK 1_1 | 518598/2592.99 | 1:1 | 0.604 | 0.01 | 18.68 | 19.00 | 1.076 | 0.650 | 22.5 |
| Head Test data(50%RB) | | | | | | | | | | | |
| Left cheek | 100 | QPSK 135_69 | 518598/2592.99 | 1:1 | 0.370 | 0.04 | 18.89 | 19.00 | 1.026 | 0.379 | 22.5 |
| Left tilted | 100 | QPSK 135_69 | 518598/2592.99 | 1:1 | 0.463 | -0.03 | 18.89 | 19.00 | 1.026 | 0.475 | 22.5 |
| Right cheek | 100 | QPSK 135_69 | 518598/2592.99 | 1:1 | 0.689 | 0.08 | 18.89 | 19.00 | 1.026 | 0.707 | 22.5 |
| Right tilted | 100 | QPSK 135_69 | 518598/2592.99 | 1:1 | 0.616 | 0.01 | 18.89 | 19.00 | 1.026 | 0.632 | 22.5 |
| Head Test data(50%RB) | | | | | | | | | | | |
| Right cheek | 100 | QPSK 270_0 | 518598/2592.99 | 1:1 | 0.692 | 0.05 | 18.71 | 19.00 | 1.069 | 0.740 | 22.5 |
| Hotspot (sensor on) Test data(Separate 10mm 1RB) | | | | | | | | | | | |
| Front side | 100 | QPSK 1_1 | 518598/2592.99 | 1:1 | 0.162 | 0.09 | 17.66 | 18.00 | 1.081 | 0.175 | 22.5 |
| Back side | 100 | QPSK 1_1 | 518598/2592.99 | 1:1 | 0.242 | 0.07 | 17.66 | 18.00 | 1.081 | 0.262 | 22.5 |
| Top side | 100 | QPSK 1_1 | 518598/2592.99 | 1:1 | 0.269 | 0.02 | 17.66 | 18.00 | 1.081 | 0.291 | 22.5 |
| Hotspot (sensor on) Test data(Separate 10mm 50RB) | | | | | | | | | | | |
| Front side | 100 | QPSK 135_69 | 518598/2592.99 | 1:1 | 0.171 | -0.01 | 17.97 | 18.00 | 1.007 | 0.172 | 22.5 |
| Back side | 100 | QPSK 135_69 | 518598/2592.99 | 1:1 | 0.230 | 0.03 | 17.97 | 18.00 | 1.007 | 0.232 | 22.5 |
| Top side | 100 | QPSK 135_69 | 518598/2592.99 | 1:1 | 0.264 | 0.13 | 17.97 | 18.00 | 1.007 | 0.266 | 22.5 |
| Hotspot (sensor off) Test data(1RB) | | | | | | | | | | | |
| Front side-12mm | 100 | QPSK 1_1 | 518598/2592.99 | 1:1 | 0.135 | 0.05 | 24.42 | 25.00 | 1.143 | 0.154 | 22.5 |
| Back side-17mm | 100 | QPSK 1_1 | 518598/2592.99 | 1:1 | 0.130 | 0.01 | 24.42 | 25.00 | 1.143 | 0.149 | 22.5 |
| Left side-10mm | 100 | QPSK 1_1 | 518598/2592.99 | 1:1 | 0.177 | -0.05 | 24.42 | 25.00 | 1.143 | 0.202 | 22.5 |
| Top side-19mm | 100 | QPSK 1_1 | 518598/2592.99 | 1:1 | 0.149 | 0.09 | 24.42 | 25.00 | 1.143 | 0.170 | 22.5 |
| Hotspot (sensor off) Test data(50RB) | | | | | | | | | | | |
| Front side-12mm | 100 | QPSK 135_69 | 518598/2592.99 | 1:1 | 0.142 | -0.04 | 24.66 | 25.00 | 1.081 | 0.154 | 22.5 |
| Back side-17mm | 100 | QPSK 135_69 | 518598/2592.99 | 1:1 | 0.136 | 0.05 | 24.66 | 25.00 | 1.081 | 0.147 | 22.5 |
| Left side-10mm | 100 | QPSK 135_69 | 518598/2592.99 | 1:1 | 0.157 | 0.07 | 24.66 | 25.00 | 1.081 | 0.170 | 22.5 |
| Top side-19mm | 100 | QPSK 135_69 | 518598/2592.99 | 1:1 | 0.156 | 0.01 | 24.66 | 25.00 | 1.081 | 0.169 | 22.5 |
| Body-worn Test data(Separate 10mm 1RB) | | | | | | | | | | | |
| Front side | 100 | QPSK 1_1 | 518598/2592.99 | 1:1 | 0.162 | 0.09 | 17.66 | 18.00 | 1.081 | 0.175 | 22.5 |
| Back side | 100 | QPSK 1_1 | 518598/2592.99 | 1:1 | 0.242 | 0.07 | 17.66 | 18.00 | 1.081 | 0.262 | 22.5 |
| Front side-12mm | 100 | QPSK 1_1 | 518598/2592.99 | 1:1 | 0.135 | 0.05 | 24.42 | 25.00 | 1.143 | 0.154 | 22.5 |
| Back side-17mm | 100 | QPSK 1_1 | 518598/2592.99 | 1:1 | 0.130 | 0.01 | 24.42 | 25.00 | 1.143 | 0.149 | 22.5 |
| Body-worn Test data(Separate 10mm 50RB) | | | | | | | | | | | |
| Front side | 100 | QPSK 135_69 | 518598/2592.99 | 1:1 | 0.171 | -0.01 | 17.97 | 18.00 | 1.007 | 0.172 | 22.5 |
| Back side | 100 | QPSK 135_69 | 518598/2592.99 | 1:1 | 0.230 | 0.03 | 17.97 | 18.00 | 1.007 | 0.232 | 22.5 |
| Front side-12mm | 100 | QPSK 135_69 | 518598/2592.99 | 1:1 | 0.142 | -0.04 | 24.66 | 25.00 | 1.081 | 0.154 | 22.5 |
| Back side-17mm | 100 | QPSK 135_69 | 518598/2592.99 | 1:1 | 0.136 | 0.05 | 24.66 | 25.00 | 1.081 | 0.147 | 22.5 |

Table 25: SAR of 5G NR n41 for Head and Body.



Unless otherwise agreed in writing, this document is issued by the Company subject to its General Conditions of Service printed overleaf, available on request or accessible at <http://www.sgs.com/en/Terms-and-Conditions.aspx> and, for electronic format documents, subject to Terms and Conditions for Electronic Documents at <http://www.sgs.com/en/Terms-and-Conditions/Terms-e-Documents.aspx>. Attention is drawn to the limitation of liability, indemnification and jurisdiction issues defined therein. Any holder of this document is advised that information contained hereon reflects the Company's findings at the time of its intervention only and within the limits of Client's instructions, if any. The Company's sole responsibility is to its Client and this document does not exonerate parties to a transaction from exercising all their rights and obligations under the transaction documents. This document cannot be reproduced except in full, without prior written approval of the Company. Any unauthorized alteration, forgery or falsification of the content or appearance of this document is unlawful and offenders may be prosecuted to the fullest extent of the law. Unless otherwise stated the results shown in this test report refer only to the sample(s) tested and such sample(s) are retained for 30 days only.

Attention: To check the authenticity of testing/inspection report & certificate, please contact us at telephone: (86-755) 8307 1443, or email: CN.Doccheck@sgs.com

South of No. 6 Plant, No. 1, Rurong Road, Suzhou Industrial Park, Suzhou Area, China (Jiangsu) Pilot Free Trade Zone 215000 t (86-512) 62992980 www.sgs.com.cn
 中国·苏州·中国 (江苏) 自由贸易试验区苏州片区苏州工业园区润融路1号的6号厂房南楼 邮编: 215000 t (86-512) 62992980 sgs.china@sgs.com

8.2.3 SAR Result of 5G NR n66

| SA N66 SAR Test Record | | | | | | | | | | | |
|---|-----|------------|----------------|------------|----------------|------------------|----------------------|--------------------|---------------|-----------------------|------------------|
| Ant0 Test Record | | | | | | | | | | | |
| Test position | BW. | Modulation | Test ch./Freq. | Duty Cycle | SAR (W/kg) 1-g | Power drift (dB) | Conducted Power(dBm) | Tune up Limit(dBm) | Scaled factor | Scaled SAR 1-g (W/kg) | Liquid Temp.(°C) |
| Head Test data(1RB) | | | | | | | | | | | |
| Left cheek | 20 | QPSK 1_1 | 349000/1745 | 1:1 | 0.006 | 0.09 | 24.41 | 25.50 | 1.285 | 0.008 | 22.9 |
| Left tilted | 20 | QPSK 1_1 | 349000/1745 | 1:1 | 0.005 | 0.13 | 24.41 | 25.50 | 1.285 | 0.006 | 22.9 |
| Right cheek | 20 | QPSK 1_1 | 349000/1745 | 1:1 | 0.021 | 0.10 | 24.41 | 25.50 | 1.285 | 0.027 | 22.9 |
| Right tilted | 20 | QPSK 1_1 | 349000/1745 | 1:1 | 0.011 | 0.05 | 24.41 | 25.50 | 1.285 | 0.014 | 22.9 |
| Head Test data(50%RB) | | | | | | | | | | | |
| Left cheek | 20 | QPSK 50_28 | 349000/1745 | 1:1 | 0.004 | 0.13 | 24.62 | 25.50 | 1.225 | 0.005 | 22.9 |
| Left tilted | 20 | QPSK 50_28 | 349000/1745 | 1:1 | 0.003 | 0.14 | 24.62 | 25.50 | 1.225 | 0.004 | 22.9 |
| Right cheek | 20 | QPSK 50_28 | 349000/1745 | 1:1 | 0.016 | -0.03 | 24.62 | 25.50 | 1.225 | 0.020 | 22.9 |
| Right tilted | 20 | QPSK 50_28 | 349000/1745 | 1:1 | 0.008 | -0.01 | 24.62 | 25.50 | 1.225 | 0.010 | 22.9 |
| Hotspot (sensor on) Test data(Separate 10mm 1RB) | | | | | | | | | | | |
| Front side | 20 | QPSK 1_1 | 349000/1745 | 1:1 | 0.150 | -0.02 | 20.63 | 21.50 | 1.222 | 0.183 | 22.9 |
| Back side | 20 | QPSK 1_1 | 349000/1745 | 1:1 | 0.425 | 0.09 | 20.63 | 21.50 | 1.222 | 0.519 | 22.9 |
| Bottom side | 20 | QPSK 1_1 | 349000/1745 | 1:1 | 0.515 | 0.01 | 20.63 | 21.50 | 1.222 | 0.629 | 22.9 |
| Hotspot (sensor on) Test data(Separate 10mm 50RB) | | | | | | | | | | | |
| Front side | 20 | QPSK 50_28 | 349000/1745 | 1:1 | 0.153 | 0.01 | 20.77 | 21.50 | 1.183 | 0.181 | 22.9 |
| Back side | 20 | QPSK 50_28 | 349000/1745 | 1:1 | 0.407 | 0.02 | 20.77 | 21.50 | 1.183 | 0.481 | 22.9 |
| Bottom side | 20 | QPSK 50_28 | 349000/1745 | 1:1 | 0.507 | 0.01 | 20.77 | 21.50 | 1.183 | 0.600 | 22.9 |
| Hotspot (sensor off) Test data(1RB) | | | | | | | | | | | |
| Front side-12mm | 20 | QPSK 1_1 | 349000/1745 | 1:1 | 0.143 | 0.02 | 24.41 | 25.50 | 1.285 | 0.184 | 22.9 |
| Back side-17mm | 20 | QPSK 1_1 | 349000/1745 | 1:1 | 0.227 | -0.16 | 24.41 | 25.50 | 1.285 | 0.292 | 22.9 |
| Left side-10mm | 20 | QPSK 1_1 | 349000/1745 | 1:1 | 0.047 | 0.03 | 24.41 | 25.50 | 1.285 | 0.060 | 22.9 |
| Right side-10mm | 20 | QPSK 1_1 | 349000/1745 | 1:1 | 0.062 | -0.01 | 24.41 | 25.50 | 1.285 | 0.080 | 22.9 |
| Bottom side-15mm | 20 | QPSK 1_1 | 349000/1745 | 1:1 | 0.283 | 0.07 | 24.41 | 25.50 | 1.285 | 0.364 | 22.9 |
| Hotspot (sensor off) Test data(50RB) | | | | | | | | | | | |
| Front side-12mm | 20 | QPSK 50_28 | 349000/1745 | 1:1 | 0.152 | 0.08 | 24.62 | 25.50 | 1.225 | 0.186 | 22.9 |
| Back side-17mm | 20 | QPSK 50_28 | 349000/1745 | 1:1 | 0.243 | 0.01 | 24.62 | 25.50 | 1.225 | 0.298 | 22.9 |
| Left side-10mm | 20 | QPSK 50_28 | 349000/1745 | 1:1 | 0.050 | 0.06 | 24.62 | 25.50 | 1.225 | 0.061 | 22.9 |
| Right side-10mm | 20 | QPSK 50_28 | 349000/1745 | 1:1 | 0.067 | 0.00 | 24.62 | 25.50 | 1.225 | 0.082 | 22.9 |
| Bottom side-15mm | 20 | QPSK 50_28 | 349000/1745 | 1:1 | 0.311 | 0.09 | 24.62 | 25.50 | 1.225 | 0.381 | 22.9 |
| Body-worn Test data(Separate 10mm 1RB) | | | | | | | | | | | |
| Front side | 20 | QPSK 1_1 | 349000/1745 | 1:1 | 0.150 | -0.02 | 20.63 | 21.50 | 1.222 | 0.183 | 22.9 |
| Back side | 20 | QPSK 1_1 | 349000/1745 | 1:1 | 0.425 | 0.09 | 20.63 | 21.50 | 1.222 | 0.519 | 22.9 |
| Front side-12mm | 20 | QPSK 1_1 | 349000/1745 | 1:1 | 0.143 | 0.02 | 24.41 | 25.50 | 1.285 | 0.184 | 22.9 |
| Back side-17mm | 20 | QPSK 1_1 | 349000/1745 | 1:1 | 0.227 | -0.16 | 24.41 | 25.50 | 1.285 | 0.292 | 22.9 |
| Body-worn Test data(Separate 10mm 50RB) | | | | | | | | | | | |
| Front side | 20 | QPSK 50_28 | 349000/1745 | 1:1 | 0.153 | 0.01 | 20.77 | 21.50 | 1.183 | 0.181 | 22.9 |
| Back side | 20 | QPSK 50_28 | 349000/1745 | 1:1 | 0.407 | 0.02 | 20.77 | 21.50 | 1.183 | 0.481 | 22.9 |
| Front side-12mm | 20 | QPSK 50_28 | 349000/1745 | 1:1 | 0.152 | 0.08 | 24.62 | 25.50 | 1.225 | 0.186 | 22.9 |



Unless otherwise agreed in writing, this document is issued by the Company subject to its General Conditions of Service printed overleaf, available on request or accessible at <http://www.sgs.com/en/Terms-and-Conditions.aspx> and, for electronic format documents, subject to Terms and Conditions for Electronic Documents at <http://www.sgs.com/en/Terms-and-Conditions/Terms-and-Conditions-Electronic.aspx>. Attention is drawn to the limitation of liability, indemnification and jurisdiction issues defined therein. Any holder of this document is advised that information contained hereon reflects the Company's findings at the time of its intervention only and within the limits of Client's instructions, if any. The Company's sole responsibility is to its Client and this document does not exonerate parties to a transaction from exercising all their rights and obligations under the transaction documents. This document cannot be reproduced except in full, without prior written approval of the Company. Any unauthorized alteration, forgery or falsification of the content or appearance of this document is unlawful and offenders may be prosecuted to the fullest extent of the law. Unless otherwise stated the results shown in this test report refer only to the sample(s) tested and such sample(s) are retained for 30 days only.

Attention: To check the authenticity of testing/inspection report & certificate, please contact us at telephone: (86-755) 8307 1443, or email: CN.Doccheck@sgs.com

South of No. 6 Plant, No. 1, Rurong Road, Suzhou Industrial Park, Suzhou Area, China (Jiangsu) Pilot Free Trade Zone 215000 t (86-512) 62992980 www.sgs.com.cn
 中国·苏州·中国(江苏)自由贸易试验区苏州片区苏州工业园区润融路1号的6号厂房南楼 邮编: 215000 t (86-512) 62992980 sgs.china@sgs.com



| Back side-17mm | 20 | QPSK 50_28 | 349000/1745 | 1:1 | 0.243 | 0.01 | 24.62 | 25.50 | 1.225 | 0.298 | 22.9 |
|--|-----|------------|----------------|------------|----------------|------------------|----------------------|--------------------|---------------|-----------------------|------------------|
| Ant4 Test Record | | | | | | | | | | | |
| Test position | BW. | Modulation | Test ch./Freq. | Duty Cycle | SAR (W/kg) 1-g | Power drift (dB) | Conducted Power(dBm) | Tune up Limit(dBm) | Scaled factor | Scaled SAR 1-g (W/kg) | Liquid Temp.(°C) |
| Head Test data(1RB) | | | | | | | | | | | |
| Left cheek | 20 | QPSK 1_1 | 349000/1745 | 1:1 | 0.501 | 0.11 | 16.33 | 17.50 | 1.309 | 0.656 | 22.9 |
| Left tilted | 20 | QPSK 1_1 | 349000/1745 | 1:1 | 0.598 | 0.11 | 16.33 | 17.50 | 1.309 | 0.783 | 22.9 |
| Right cheek | 20 | QPSK 1_1 | 349000/1745 | 1:1 | 0.629 | 0.05 | 16.33 | 17.50 | 1.309 | 0.823 | 22.9 |
| Right cheek | 20 | QPSK 1_1 | 344000/1720 | 1:1 | 0.482 | 0.06 | 16.32 | 17.50 | 1.312 | 0.632 | 22.9 |
| Right cheek | 20 | QPSK 1_1 | 354000/1770 | 1:1 | 0.581 | 0.01 | 16.13 | 17.50 | 1.371 | 0.796 | 22.9 |
| Right tilted | 20 | QPSK 1_1 | 349000/1745 | 1:1 | 0.778 | -0.14 | 16.33 | 17.50 | 1.309 | 1.019 | 22.9 |
| Right tilted-ENDC | 30 | QPSK 1_1 | 349000/1745 | 1:1 | 0.386 | 0.06 | 13.99 | 14.50 | 1.125 | 0.434 | 22.9 |
| Right tilted | 20 | QPSK 1_1 | 344000/1720 | 1:1 | 0.599 | 0.02 | 16.32 | 17.50 | 1.312 | 0.786 | 22.9 |
| Right tilted | 20 | QPSK 1_1 | 354000/1770 | 1:1 | 0.723 | 0.09 | 16.13 | 17.50 | 1.371 | 0.991 | 22.9 |
| Head Test data(50%RB) | | | | | | | | | | | |
| Left cheek | 20 | QPSK 50_28 | 349000/1745 | 1:1 | 0.457 | -0.03 | 16.25 | 17.50 | 1.334 | 0.609 | 22.9 |
| Left tilted | 20 | QPSK 50_28 | 349000/1745 | 1:1 | 0.552 | -0.02 | 16.25 | 17.50 | 1.334 | 0.736 | 22.9 |
| Right cheek | 20 | QPSK 50_28 | 349000/1745 | 1:1 | 0.592 | 0.10 | 16.25 | 17.50 | 1.334 | 0.789 | 22.9 |
| Right tilted | 20 | QPSK 50_28 | 349000/1745 | 1:1 | 0.705 | -0.01 | 16.25 | 17.50 | 1.334 | 0.940 | 22.9 |
| Right tilted | 20 | QPSK 50_28 | 344000/1720 | 1:1 | 0.525 | 0.01 | 16.23 | 17.50 | 1.340 | 0.703 | 22.9 |
| Right tilted | 20 | QPSK 50_28 | 354000/1770 | 1:1 | 0.666 | 0.05 | 16.22 | 17.50 | 1.343 | 0.894 | 22.9 |
| Head Test data(100%RB) | | | | | | | | | | | |
| Right cheek | 20 | QPSK 100_0 | 349000/1745 | 1:1 | 0.576 | 0.01 | 16.15 | 17.50 | 1.365 | 0.786 | 22.9 |
| Right tilted | 20 | QPSK 100_0 | 349000/1745 | 1:1 | 0.678 | 0.06 | 16.15 | 17.50 | 1.365 | 0.925 | 22.9 |
| Right tilted | 20 | QPSK 100_0 | 344000/1720 | 1:1 | 0.515 | 0.05 | 16.14 | 17.50 | 1.368 | 0.704 | 22.9 |
| Right tilted | 20 | QPSK 100_0 | 354000/1770 | 1:1 | 0.628 | 0.07 | 16.01 | 17.50 | 1.409 | 0.885 | 22.9 |
| Hotspot (sensor on) Test data(Separate 10mm 1RB) | | | | | | | | | | | |
| Front side | 20 | QPSK 1_1 | 349000/1745 | 1:1 | 0.362 | 0.03 | 19.35 | 20.50 | 1.303 | 0.472 | 22.9 |
| Back side | 20 | QPSK 1_1 | 349000/1745 | 1:1 | 0.673 | 0.05 | 19.35 | 20.50 | 1.303 | 0.877 | 22.9 |
| Back side | 20 | QPSK 1_1 | 344000/1720 | 1:1 | 0.533 | -0.13 | 19.27 | 20.50 | 1.327 | 0.708 | 22.9 |
| Back side | 20 | QPSK 1_1 | 354000/1770 | 1:1 | 0.637 | 0.02 | 19.22 | 20.50 | 1.343 | 0.855 | 22.9 |
| Top side | 20 | QPSK 1_1 | 349000/1745 | 1:1 | 0.787 | 0.07 | 19.35 | 20.50 | 1.303 | 1.026 | 22.9 |
| Top side-ENDC | 30 | QPSK 1_1 | 349000/1745 | 1:1 | 0.406 | -0.11 | 16.86 | 17.50 | 1.159 | 0.470 | 22.9 |
| Top side | 20 | QPSK 1_1 | 344000/1720 | 1:1 | 0.628 | 0.09 | 19.27 | 20.50 | 1.327 | 0.834 | 22.9 |
| Top side | 20 | QPSK 1_1 | 354000/1770 | 1:1 | 0.752 | -0.05 | 19.22 | 20.50 | 1.343 | 1.010 | 22.9 |
| Hotspot (sensor on) Test data(Separate 10mm 50RB) | | | | | | | | | | | |
| Front side | 20 | QPSK 50_28 | 349000/1745 | 1:1 | 0.344 | -0.01 | 19.22 | 20.50 | 1.343 | 0.462 | 22.9 |
| Back side | 20 | QPSK 50_28 | 349000/1745 | 1:1 | 0.620 | -0.02 | 19.22 | 20.50 | 1.343 | 0.833 | 22.9 |
| Back side | 20 | QPSK 50_28 | 344000/1720 | 1:1 | 0.482 | 0.09 | 19.19 | 20.50 | 1.352 | 0.652 | 22.9 |
| Back side | 20 | QPSK 50_28 | 354000/1770 | 1:1 | 0.578 | 0.03 | 19.22 | 20.50 | 1.343 | 0.776 | 22.9 |
| Top side | 20 | QPSK 50_28 | 349000/1745 | 1:1 | 0.757 | 0.10 | 19.22 | 20.50 | 1.343 | 1.016 | 22.9 |
| Top side | 20 | QPSK 50_28 | 344000/1720 | 1:1 | 0.589 | 0.05 | 19.19 | 20.50 | 1.352 | 0.796 | 22.9 |
| Top side | 20 | QPSK 50_28 | 354000/1770 | 1:1 | 0.711 | 0.02 | 19.22 | 20.50 | 1.343 | 0.955 | 22.9 |
| Hotspot (sensor on) Test data(Separate 10mm 100RB) | | | | | | | | | | | |



Unless otherwise agreed in writing, this document is issued by the Company subject to its General Conditions of Service printed overleaf, available on request or accessible at <http://www.sgs.com/en/Terms-and-Conditions.aspx> and, for electronic format documents, subject to Terms and Conditions for Electronic Documents at <http://www.sgs.com/en/Terms-and-Conditions/Terms-e-Documents.aspx>. Attention is drawn to the limitation of liability, indemnification and jurisdiction issues defined therein. Any holder of this document is advised that information contained hereon reflects the Company's findings at the time of its intervention only and within the limits of Client's instructions, if any. The Company's sole responsibility is to its Client and this document does not exonerate parties to a transaction from exercising all their rights and obligations under the transaction documents. This document cannot be reproduced except in full, without prior written approval of the Company. Any unauthorized alteration, forgery or falsification of the content or appearance of this document is unlawful and offenders may be prosecuted to the fullest extent of the law. Unless otherwise stated the results shown in this test report refer only to the sample(s) tested and such sample(s) are retained for 30 days only.

Attention: To check the authenticity of testing/inspection report & certificate, please contact us at telephone: (86-755) 8307 1443, or email: CN.Doccheck@sgs.com

South of No. 6 Plant, No. 1, Rurong Road, Suzhou Industrial Park, Suzhou Area, China (Jiangsu) Pilot Free Trade Zone 215000 t (86-512) 62992980 www.sgsgroup.com.cn
 中国·苏州·中国(江苏)自由贸易试验区苏州片区苏州工业园区润融路1号的6号厂房南楼 邮编: 215000 t (86-512) 62992980 sgs.china@sgs.com

| | | | | | | | | | | | |
|--|----|------------|-------------|-----|-------|-------|-------|-------|-------|-------|------|
| Back side | 20 | QPSK 100_0 | 349000/1745 | 1:1 | 0.572 | 0.06 | 19.13 | 20.50 | 1.371 | 0.784 | 22.9 |
| Top side | 20 | QPSK 100_0 | 349000/1745 | 1:1 | 0.702 | 0.01 | 19.13 | 20.50 | 1.371 | 0.962 | 22.9 |
| Top side | 20 | QPSK 100_0 | 344000/1720 | 1:1 | 0.536 | 0.01 | 19.15 | 20.50 | 1.365 | 0.731 | 22.9 |
| Top side | 20 | QPSK 100_0 | 354000/1770 | 1:1 | 0.658 | 0.08 | 19.04 | 20.50 | 1.400 | 0.921 | 22.9 |
| Hotspot (sensor off) Test data(1RB) | | | | | | | | | | | |
| Front side-12mm | 20 | QPSK 1_1 | 349000/1745 | 1:1 | 0.421 | 0.02 | 24.58 | 25.50 | 1.236 | 0.520 | 22.9 |
| Back side-17mm | 20 | QPSK 1_1 | 349000/1745 | 1:1 | 0.402 | -0.06 | 24.58 | 25.50 | 1.236 | 0.497 | 22.9 |
| Left side-10mm | 20 | QPSK 1_1 | 349000/1745 | 1:1 | 0.085 | -0.01 | 24.58 | 25.50 | 1.236 | 0.105 | 22.9 |
| Top side-19mm | 20 | QPSK 1_1 | 349000/1745 | 1:1 | 0.628 | 0.04 | 24.58 | 25.50 | 1.236 | 0.776 | 22.9 |
| Hotspot (sensor off) Test data(50RB) | | | | | | | | | | | |
| Front side-12mm | 20 | QPSK 50_28 | 349000/1745 | 1:1 | 0.434 | 0.08 | 24.68 | 25.50 | 1.208 | 0.524 | 22.9 |
| Back side-17mm | 20 | QPSK 50_28 | 349000/1745 | 1:1 | 0.419 | 0.04 | 24.68 | 25.50 | 1.208 | 0.506 | 22.9 |
| Left side-10mm | 20 | QPSK 50_28 | 349000/1745 | 1:1 | 0.082 | -0.01 | 24.68 | 25.50 | 1.208 | 0.099 | 22.9 |
| Top side-19mm | 20 | QPSK 50_28 | 349000/1745 | 1:1 | 0.631 | 0.05 | 24.68 | 25.50 | 1.208 | 0.762 | 22.9 |
| Body-worn Test data(Separate 10mm 1RB) | | | | | | | | | | | |
| Front side | 20 | QPSK 1_1 | 349000/1745 | 1:1 | 0.362 | 0.03 | 19.35 | 20.50 | 1.303 | 0.472 | 22.9 |
| Back side | 20 | QPSK 1_1 | 349000/1745 | 1:1 | 0.673 | 0.05 | 19.35 | 20.50 | 1.303 | 0.877 | 22.9 |
| Back side-ENDC | 30 | QPSK 1_1 | 349000/1745 | 1:1 | 0.351 | 0.16 | 16.86 | 17.50 | 1.159 | 0.407 | 22.9 |
| Back side | 20 | QPSK 1_1 | 344000/1720 | 1:1 | 0.533 | -0.13 | 19.27 | 20.50 | 1.327 | 0.708 | 22.9 |
| Back side | 20 | QPSK 1_1 | 354000/1770 | 1:1 | 0.637 | 0.02 | 19.22 | 20.50 | 1.343 | 0.855 | 22.9 |
| Front side-12mm | 20 | QPSK 1_1 | 349000/1745 | 1:1 | 0.421 | 0.02 | 24.58 | 25.50 | 1.236 | 0.520 | 22.9 |
| Back side-17mm | 20 | QPSK 1_1 | 349000/1745 | 1:1 | 0.402 | -0.06 | 24.58 | 25.50 | 1.236 | 0.497 | 22.9 |
| Body-worn Test data(Separate 10mm 50RB) | | | | | | | | | | | |
| Front side | 20 | QPSK 50_28 | 349000/1745 | 1:1 | 0.344 | -0.01 | 19.22 | 20.50 | 1.343 | 0.462 | 22.9 |
| Back side | 20 | QPSK 50_28 | 349000/1745 | 1:1 | 0.620 | -0.02 | 19.22 | 20.50 | 1.343 | 0.833 | 22.9 |
| Back side | 20 | QPSK 50_28 | 344000/1720 | 1:1 | 0.482 | 0.09 | 19.19 | 20.50 | 1.352 | 0.652 | 22.9 |
| Back side | 20 | QPSK 50_28 | 354000/1770 | 1:1 | 0.578 | 0.03 | 19.22 | 20.50 | 1.343 | 0.776 | 22.9 |
| Front side-12mm | 20 | QPSK 50_28 | 349000/1745 | 1:1 | 0.434 | 0.08 | 24.68 | 25.50 | 1.208 | 0.524 | 22.9 |
| Back side-17mm | 20 | QPSK 50_28 | 349000/1745 | 1:1 | 0.419 | 0.04 | 24.68 | 25.50 | 1.208 | 0.506 | 22.9 |
| Body-worn Test data(Separate 10mm 100RB) | | | | | | | | | | | |
| Back side | 20 | QPSK 100_0 | 349000/1745 | 1:1 | 0.572 | 0.06 | 19.13 | 20.50 | 1.371 | 0.784 | 22.9 |

Table 26: SAR of 5G NR n66 for Head and Body.



Unless otherwise agreed in writing, this document is issued by the Company subject to its General Conditions of Service printed overleaf, available on request or accessible at <http://www.sgs.com/en/Terms-and-Conditions.aspx> and, for electronic format documents, subject to Terms and Conditions for Electronic Documents at <http://www.sgs.com/en/Terms-and-Conditions/Terms-e-Documents.aspx>. Attention is drawn to the limitation of liability, indemnification and jurisdiction issues defined therein. Any holder of this document is advised that information contained hereon reflects the Company's findings at the time of its intervention only and within the limits of Client's instructions, if any. The Company's sole responsibility is to its Client and this document does not exonerate parties to a transaction from exercising all their rights and obligations under the transaction documents. This document cannot be reproduced except in full, without prior written approval of the Company. Any unauthorized alteration, forgery or falsification of the content or appearance of this document is unlawful and offenders may be prosecuted to the fullest extent of the law. Unless otherwise stated the results shown in this test report refer only to the sample(s) tested and such sample(s) are retained for 30 days only.

Attention: To check the authenticity of testing / inspection report & certificate, please contact us at telephone: (86-755) 8307 1443, or email: CN.Doccheck@sgs.com

South of No. 6 Plant, No. 1, Rurong Road, Suzhou Industrial Park, Suzhou Area, China (Jiangsu) Pilot Free Trade Zone 215000
中国·苏州·中国 (江苏) 自由贸易试验区苏州片区苏州工业园区润融路1号的6号厂房南楼 邮编: 215000

t (86-512) 62992980 www.sgs.com.cn
t (86-512) 62992980 sgs.china@sgs.com

8.2.4 SAR Result of 5G NR n77

| SA N77 SAR Test Record | | | | | | | | | | | |
|---|-----|-------------|----------------|------------|----------------|------------------|----------------------|--------------------|---------------|-----------------------|------------------|
| Ant3 Test Record | | | | | | | | | | | |
| Test position | BW. | Modulation | Test ch./Freq. | Duty Cycle | SAR (W/kg) 1-g | Power drift (dB) | Conducted Power(dBm) | Tune up Limit(dBm) | Scaled factor | Scaled SAR 1-g (W/kg) | Liquid Temp.(°C) |
| Head Test data(1RB) | | | | | | | | | | | |
| Left cheek | 100 | QPSK 1_1 | 633334/3500 | 1:1 | 0.201 | -0.01 | 20.88 | 21.50 | 1.153 | 0.232 | 22.5 |
| Left tilted | 100 | QPSK 1_1 | 633334/3500 | 1:1 | 0.158 | 0.02 | 20.88 | 21.50 | 1.153 | 0.182 | 22.5 |
| Right cheek | 100 | QPSK 1_1 | 633334/3500 | 1:1 | 0.416 | 0.00 | 20.88 | 21.50 | 1.153 | 0.480 | 22.5 |
| Right tilted | 100 | QPSK 1_1 | 633334/3500 | 1:1 | 0.276 | -0.01 | 20.88 | 21.50 | 1.153 | 0.318 | 22.5 |
| Head Test data(50%RB) | | | | | | | | | | | |
| Left cheek | 100 | QPSK 135_69 | 633334/3500 | 1:1 | 0.206 | -0.01 | 21.07 | 21.50 | 1.104 | 0.227 | 22.5 |
| Left tilted | 100 | QPSK 135_69 | 633334/3500 | 1:1 | 0.166 | -0.02 | 21.07 | 21.50 | 1.104 | 0.183 | 22.5 |
| Right cheek | 100 | QPSK 135_69 | 633334/3500 | 1:1 | 0.439 | -0.04 | 21.07 | 21.50 | 1.104 | 0.485 | 22.5 |
| Right tilted | 100 | QPSK 135_69 | 633334/3500 | 1:1 | 0.291 | 0.04 | 21.07 | 21.50 | 1.104 | 0.321 | 22.5 |
| Hotspot (sensor on) Test data(Separate 10mm 1RB) | | | | | | | | | | | |
| Front side | 100 | QPSK 1_1 | 633334/3500 | 1:1 | 0.140 | 0.12 | 20.88 | 21.50 | 1.153 | 0.161 | 22.5 |
| Back side | 100 | QPSK 1_1 | 633334/3500 | 1:1 | 0.151 | 0.05 | 20.88 | 21.50 | 1.153 | 0.174 | 22.5 |
| Top side | 100 | QPSK 1_1 | 633334/3500 | 1:1 | 0.145 | 0.05 | 20.88 | 21.50 | 1.153 | 0.167 | 22.5 |
| Hotspot (sensor on) Test data(Separate 10mm 50RB) | | | | | | | | | | | |
| Front side | 100 | QPSK 135_69 | 633334/3500 | 1:1 | 0.147 | -0.03 | 21.07 | 21.50 | 1.104 | 0.162 | 22.5 |
| Back side | 100 | QPSK 135_69 | 633334/3500 | 1:1 | 0.164 | 0.10 | 21.07 | 21.50 | 1.104 | 0.181 | 22.5 |
| Top side | 100 | QPSK 135_69 | 633334/3500 | 1:1 | 0.154 | 0.04 | 21.07 | 21.50 | 1.104 | 0.170 | 22.5 |
| Hotspot (sensor off) Test data(1RB) | | | | | | | | | | | |
| Front side-12mm | 100 | QPSK 1_1 | 633334/3500 | 1:1 | 0.105 | 0.02 | 24.86 | 25.50 | 1.159 | 0.122 | 22.5 |
| Back side-17mm | 100 | QPSK 1_1 | 633334/3500 | 1:1 | 0.111 | -0.11 | 24.86 | 25.50 | 1.159 | 0.129 | 22.5 |
| Left side-10mm | 100 | QPSK 1_1 | 633334/3500 | 1:1 | 0.104 | 0.06 | 24.86 | 25.50 | 1.159 | 0.121 | 22.5 |
| Top side-19mm | 100 | QPSK 1_1 | 633334/3500 | 1:1 | 0.123 | 0.06 | 24.86 | 25.50 | 1.159 | 0.143 | 22.5 |
| Hotspot (sensor off) Test data(50RB) | | | | | | | | | | | |
| Front side-12mm | 100 | QPSK 135_69 | 633334/3500 | 1:1 | 0.105 | 0.02 | 25.10 | 25.50 | 1.096 | 0.115 | 22.5 |
| Back side-17mm | 100 | QPSK 135_69 | 633334/3500 | 1:1 | 0.109 | 0.08 | 25.10 | 25.50 | 1.096 | 0.120 | 22.5 |
| Left side-10mm | 100 | QPSK 135_69 | 633334/3500 | 1:1 | 0.123 | -0.01 | 25.10 | 25.50 | 1.096 | 0.135 | 22.5 |
| Top side-19mm | 100 | QPSK 135_69 | 633334/3500 | 1:1 | 0.124 | 0.04 | 25.10 | 25.50 | 1.096 | 0.136 | 22.5 |
| Body-worn Test data(Separate 10mm 1RB) | | | | | | | | | | | |
| Front side | 100 | QPSK 1_1 | 633334/3500 | 1:1 | 0.140 | 0.12 | 20.88 | 21.50 | 1.153 | 0.161 | 22.5 |
| Back side | 100 | QPSK 1_1 | 633334/3500 | 1:1 | 0.151 | 0.05 | 20.88 | 21.50 | 1.153 | 0.174 | 22.5 |
| Front side-12mm | 100 | QPSK 1_1 | 633334/3500 | 1:1 | 0.105 | 0.02 | 24.86 | 25.50 | 1.159 | 0.122 | 22.5 |
| Back side-17mm | 100 | QPSK 1_1 | 633334/3500 | 1:1 | 0.111 | -0.11 | 24.86 | 25.50 | 1.159 | 0.129 | 22.5 |
| Body-worn Test data(Separate 10mm 50RB) | | | | | | | | | | | |
| Front side | 100 | QPSK 135_69 | 633334/3500 | 1:1 | 0.147 | -0.03 | 21.07 | 21.50 | 1.104 | 0.162 | 22.5 |
| Back side | 100 | QPSK 135_69 | 633334/3500 | 1:1 | 0.164 | 0.10 | 21.07 | 21.50 | 1.104 | 0.181 | 22.5 |
| Front side-12mm | 100 | QPSK 135_69 | 633334/3500 | 1:1 | 0.105 | 0.02 | 25.10 | 25.50 | 1.096 | 0.115 | 22.5 |
| Back side-17mm | 100 | QPSK 135_69 | 633334/3500 | 1:1 | 0.109 | 0.08 | 25.10 | 25.50 | 1.096 | 0.120 | 22.5 |
| Ant5 Test Record | | | | | | | | | | | |



Unless otherwise agreed in writing, this document is issued by the Company subject to its General Conditions of Service printed overleaf, available on request or accessible at <http://www.sgs.com/en/Terms-and-Conditions.aspx> and, for electronic format documents, subject to Terms and Conditions for Electronic Documents at <http://www.sgs.com/en/Terms-and-Conditions/Terms-e-Documents.aspx>. Attention is drawn to the limitation of liability, indemnification and jurisdiction issues defined therein. Any holder of this document is advised that information contained hereon reflects the Company's findings at the time of its intervention only and within the limits of Client's instructions, if any. The Company's sole responsibility is to its Client and this document does not exonerate parties to a transaction from exercising all their rights and obligations under the transaction documents. This document cannot be reproduced except in full, without prior written approval of the Company. Any unauthorized alteration, forgery or falsification of the content or appearance of this document is unlawful and offenders may be prosecuted to the fullest extent of the law. Unless otherwise stated the results shown in this test report refer only to the sample(s) tested and such sample(s) are retained for 30 days only.

Attention: To check the authenticity of testing/inspection report & certificate, please contact us at telephone: (86-755) 8307 1443, or email: CN.Doccheck@sgs.com

South of No. 6 Plant, No. 1, Rurong Road, Suzhou Industrial Park, Suzhou Area, China (Jiangsu) Pilot Free Trade Zone 215000 t (86-512) 62992980 www.sgsgroup.com.cn
 中国·苏州·中国 (江苏) 自由贸易试验区苏州片区苏州工业园区润融路1号的6号厂房南楼 邮编: 215000 t (86-512) 62992980 sgs.china@sgs.com

| Test position | BW. | Modulation | Test ch./Freq. | Duty Cycle | SAR (W/kg) 1-g | Power drift (dB) | Conducted Power(dBm) | Tune up Limit(dBm) | Scaled factor | Scaled SAR 1-g (W/kg) | Liquid Temp.(°C) |
|---|-----|-------------|----------------|------------|----------------|------------------|----------------------|--------------------|---------------|-----------------------|------------------|
| Head Test data(1RB) | | | | | | | | | | | |
| Left cheek | 100 | QPSK 1_1 | 633334/3500 | 1:1 | 0.428 | 0.12 | 18.96 | 20.00 | 1.271 | 0.544 | 22.5 |
| Left tilted | 100 | QPSK 1_1 | 633334/3500 | 1:1 | 0.432 | 0.12 | 18.96 | 20.00 | 1.271 | 0.549 | 22.5 |
| Right cheek | 100 | QPSK 1_1 | 633334/3500 | 1:1 | 0.212 | 0.14 | 18.96 | 20.00 | 1.271 | 0.269 | 22.5 |
| Right tilted | 100 | QPSK 1_1 | 633334/3500 | 1:1 | 0.236 | 0.01 | 18.96 | 20.00 | 1.271 | 0.300 | 22.5 |
| Head Test data(50%RB) | | | | | | | | | | | |
| Left cheek | 100 | QPSK 135_69 | 633334/3500 | 1:1 | 0.483 | 0.05 | 19.11 | 20.00 | 1.227 | 0.593 | 22.5 |
| Left tilted | 100 | QPSK 135_69 | 633334/3500 | 1:1 | 0.496 | -0.04 | 19.11 | 20.00 | 1.227 | 0.609 | 22.5 |
| Right cheek | 100 | QPSK 135_69 | 633334/3500 | 1:1 | 0.267 | 0.10 | 19.11 | 20.00 | 1.227 | 0.328 | 22.5 |
| Right tilted | 100 | QPSK 135_69 | 633334/3500 | 1:1 | 0.323 | 0.04 | 19.11 | 20.00 | 1.227 | 0.396 | 22.5 |
| Hotspot (sensor on) Test data(Separate 10mm 1RB) | | | | | | | | | | | |
| Front side | 100 | QPSK 1_1 | 633334/3500 | 1:1 | 0.191 | 0.06 | 21.54 | 22.50 | 1.247 | 0.238 | 22.5 |
| Back side | 100 | QPSK 1_1 | 633334/3500 | 1:1 | 0.352 | 0.01 | 21.54 | 22.50 | 1.247 | 0.439 | 22.5 |
| Top side | 100 | QPSK 1_1 | 633334/3500 | 1:1 | 0.319 | 0.08 | 21.54 | 22.50 | 1.247 | 0.398 | 22.5 |
| Hotspot (sensor on) Test data(Separate 10mm 50RB) | | | | | | | | | | | |
| Front side | 100 | QPSK 135_69 | 633334/3500 | 1:1 | 0.187 | 0.03 | 21.72 | 22.50 | 1.197 | 0.224 | 22.5 |
| Back side | 100 | QPSK 135_69 | 633334/3500 | 1:1 | 0.377 | 0.05 | 21.72 | 22.50 | 1.197 | 0.451 | 22.5 |
| Top side | 100 | QPSK 135_69 | 633334/3500 | 1:1 | 0.295 | -0.04 | 21.72 | 22.50 | 1.197 | 0.353 | 22.5 |
| Hotspot (sensor off) Test data(1RB) | | | | | | | | | | | |
| Front side-12mm | 100 | QPSK 1_1 | 633334/3500 | 1:1 | 0.162 | -0.06 | 26.40 | 27.50 | 1.288 | 0.209 | 22.5 |
| Back side-17mm | 100 | QPSK 1_1 | 633334/3500 | 1:1 | 0.160 | 0.05 | 26.40 | 27.50 | 1.288 | 0.206 | 22.5 |
| Top side-19mm | 100 | QPSK 1_1 | 633334/3500 | 1:1 | 0.244 | 0.01 | 26.40 | 27.50 | 1.288 | 0.314 | 22.5 |
| Hotspot (sensor off) Test data(50RB) | | | | | | | | | | | |
| Front side-12mm | 100 | QPSK 135_69 | 633334/3500 | 1:1 | 0.165 | 0.08 | 26.41 | 27.50 | 1.285 | 0.212 | 22.5 |
| Back side-17mm | 100 | QPSK 135_69 | 633334/3500 | 1:1 | 0.163 | 0.07 | 26.41 | 27.50 | 1.285 | 0.210 | 22.5 |
| Top side-19mm | 100 | QPSK 135_69 | 633334/3500 | 1:1 | 0.241 | 0.02 | 26.41 | 27.50 | 1.285 | 0.310 | 22.5 |
| Body-worn Test data(Separate 10mm 1RB) | | | | | | | | | | | |
| Front side | 100 | QPSK 1_1 | 633334/3500 | 1:1 | 0.191 | 0.06 | 21.54 | 22.50 | 1.247 | 0.238 | 22.5 |
| Back side | 100 | QPSK 1_1 | 633334/3500 | 1:1 | 0.352 | 0.01 | 21.54 | 22.50 | 1.247 | 0.439 | 22.5 |
| Front side-12mm | 100 | QPSK 1_1 | 633334/3500 | 1:1 | 0.162 | -0.06 | 26.40 | 27.50 | 1.288 | 0.209 | 22.5 |
| Back side-17mm | 100 | QPSK 1_1 | 633334/3500 | 1:1 | 0.160 | 0.05 | 26.40 | 27.50 | 1.288 | 0.206 | 22.5 |
| Body-worn Test data(Separate 10mm 50RB) | | | | | | | | | | | |
| Front side | 100 | QPSK 135_69 | 633334/3500 | 1:1 | 0.187 | 0.03 | 21.72 | 22.50 | 1.197 | 0.224 | 22.5 |
| Back side | 100 | QPSK 135_69 | 633334/3500 | 1:1 | 0.377 | 0.05 | 21.72 | 22.50 | 1.197 | 0.451 | 22.5 |
| Front side-12mm | 100 | QPSK 135_69 | 633334/3500 | 1:1 | 0.165 | 0.08 | 26.41 | 27.50 | 1.285 | 0.212 | 22.5 |
| Back side-17mm | 100 | QPSK 135_69 | 633334/3500 | 1:1 | 0.163 | 0.07 | 26.41 | 27.50 | 1.285 | 0.210 | 22.5 |

Table 27: SAR of 5G NR n77(3450MHz-3550MHz) for Head and Body.



Unless otherwise agreed in writing, this document is issued by the Company subject to its General Conditions of Service printed overleaf, available on request or accessible at <http://www.sgs.com/en/Terms-and-Conditions.aspx> and, for electronic format documents, subject to Terms and Conditions for Electronic Documents at <http://www.sgs.com/en/Terms-and-Conditions/Terms-e-Documents.aspx>. Attention is drawn to the limitation of liability, indemnification and jurisdiction issues defined therein. Any holder of this document is advised that information contained hereon reflects the Company's findings at the time of its intervention only and within the limits of Client's instructions, if any. The Company's sole responsibility is to its Client and this document does not exonerate parties to a transaction from exercising all their rights and obligations under the transaction documents. This document cannot be reproduced except in full, without prior written approval of the Company. Any unauthorized alteration, forgery or falsification of the content or appearance of this document is unlawful and offenders may be prosecuted to the fullest extent of the law. Unless otherwise stated the results shown in this test report refer only to the sample(s) tested and such sample(s) are retained for 30 days only.

Attention: To check the authenticity of testing/inspection report & certificate, please contact us at telephone: (86-755) 8307 1443, or email: CN.Doccheck@sgs.com

South of No. 6 Plant, No. 1, Rurong Road, Suzhou Industrial Park, Suzhou Area, China (Jiangsu) Pilot Free Trade Zone 215000 t (86-512) 62992980 www.sgs.com.cn
 中国·苏州·中国(江苏)自由贸易试验区苏州片区苏州工业园区润融路1号的6号厂房南楼 邮编: 215000 t (86-512) 62992980 sgs.china@sgs.com

| SA N77 SAR Test Record | | | | | | | | | | | |
|---|-----|-------------|----------------|------------|----------------|------------------|----------------------|--------------------|---------------|-----------------------|------------------|
| Ant3 Test Record | | | | | | | | | | | |
| Test position | BW. | Modulation | Test ch./Freq. | Duty Cycle | SAR (W/kg) 1-g | Power drift (dB) | Conducted Power(dBm) | Tune up Limit(dBm) | Scaled factor | Scaled SAR 1-g (W/kg) | Liquid Temp.(°C) |
| Head Test data(1RB) | | | | | | | | | | | |
| Left cheek | 100 | QPSK 1_1 | 656000/3840 | 1:1 | 0.145 | 0.13 | 20.94 | 21.50 | 1.138 | 0.165 | 22.6 |
| Left tilted | 100 | QPSK 1_1 | 656000/3840 | 1:1 | 0.186 | 0.11 | 20.94 | 21.50 | 1.138 | 0.212 | 22.6 |
| Right cheek | 100 | QPSK 1_1 | 656000/3840 | 1:1 | 0.377 | 0.00 | 20.94 | 21.50 | 1.138 | 0.429 | 22.6 |
| Right tilted | 100 | QPSK 1_1 | 656000/3840 | 1:1 | 0.273 | 0.13 | 20.94 | 21.50 | 1.138 | 0.311 | 22.6 |
| Head Test data(50%RB) | | | | | | | | | | | |
| Left cheek | 100 | QPSK 135_69 | 656000/3840 | 1:1 | 0.152 | 0.13 | 21.13 | 21.50 | 1.089 | 0.166 | 22.6 |
| Left tilted | 100 | QPSK 135_69 | 656000/3840 | 1:1 | 0.199 | 0.07 | 21.13 | 21.50 | 1.089 | 0.217 | 22.6 |
| Right cheek | 100 | QPSK 135_69 | 656000/3840 | 1:1 | 0.386 | 0.02 | 21.13 | 21.50 | 1.089 | 0.420 | 22.6 |
| Right tilted | 100 | QPSK 135_69 | 656000/3840 | 1:1 | 0.300 | -0.05 | 21.13 | 21.50 | 1.089 | 0.327 | 22.6 |
| Hotspot (sensor on) Test data(Separate 10mm 1RB) | | | | | | | | | | | |
| Front side | 100 | QPSK 1_1 | 656000/3840 | 1:1 | 0.107 | 0.11 | 20.94 | 21.50 | 1.138 | 0.122 | 22.6 |
| Back side | 100 | QPSK 1_1 | 656000/3840 | 1:1 | 0.144 | 0.11 | 20.94 | 21.50 | 1.138 | 0.164 | 22.6 |
| Top side | 100 | QPSK 1_1 | 656000/3840 | 1:1 | 0.194 | -0.01 | 20.94 | 21.50 | 1.138 | 0.221 | 22.6 |
| Hotspot (sensor on) Test data(Separate 10mm 50RB) | | | | | | | | | | | |
| Front side | 100 | QPSK 135_69 | 656000/3840 | 1:1 | 0.105 | 0.13 | 21.13 | 21.50 | 1.089 | 0.114 | 22.6 |
| Back side | 100 | QPSK 135_69 | 656000/3840 | 1:1 | 0.157 | -0.01 | 21.13 | 21.50 | 1.089 | 0.171 | 22.6 |
| Top side | 100 | QPSK 135_69 | 656000/3840 | 1:1 | 0.179 | 0.12 | 21.13 | 21.50 | 1.089 | 0.195 | 22.6 |
| Hotspot (sensor off) Test data(1RB) | | | | | | | | | | | |
| Front side-12mm | 100 | QPSK 1_1 | 656000/3840 | 1:1 | 0.081 | 0.08 | 24.97 | 25.50 | 1.130 | 0.092 | 22.6 |
| Back side-17mm | 100 | QPSK 1_1 | 656000/3840 | 1:1 | 0.082 | -0.04 | 24.97 | 25.50 | 1.130 | 0.093 | 22.6 |
| Left side-10mm | 100 | QPSK 1_1 | 656000/3840 | 1:1 | 0.188 | 0.10 | 24.97 | 25.50 | 1.130 | 0.212 | 22.6 |
| Top side-19mm | 100 | QPSK 1_1 | 656000/3840 | 1:1 | 0.110 | 0.01 | 24.97 | 25.50 | 1.130 | 0.124 | 22.6 |
| Hotspot (sensor off) Test data(50RB) | | | | | | | | | | | |
| Front side-12mm | 100 | QPSK 135_69 | 656000/3840 | 1:1 | 0.092 | -0.02 | 24.99 | 25.50 | 1.125 | 0.103 | 22.6 |
| Back side-17mm | 100 | QPSK 135_69 | 656000/3840 | 1:1 | 0.094 | 0.08 | 24.99 | 25.50 | 1.125 | 0.106 | 22.6 |
| Left side-10mm | 100 | QPSK 135_69 | 656000/3840 | 1:1 | 0.159 | -0.01 | 24.99 | 25.50 | 1.125 | 0.179 | 22.6 |
| Top side-19mm | 100 | QPSK 135_69 | 656000/3840 | 1:1 | 0.122 | 0.05 | 24.99 | 25.50 | 1.125 | 0.137 | 22.6 |
| Body-worn Test data(Separate 10mm 1RB) | | | | | | | | | | | |
| Front side | 100 | QPSK 1_1 | 656000/3840 | 1:1 | 0.107 | 0.11 | 20.94 | 21.50 | 1.138 | 0.122 | 22.6 |
| Back side | 100 | QPSK 1_1 | 656000/3840 | 1:1 | 0.144 | 0.11 | 20.94 | 21.50 | 1.138 | 0.164 | 22.6 |
| Front side-12mm | 100 | QPSK 1_1 | 656000/3840 | 1:1 | 0.081 | 0.08 | 24.97 | 25.50 | 1.130 | 0.092 | 22.6 |
| Back side-17mm | 100 | QPSK 1_1 | 656000/3840 | 1:1 | 0.082 | -0.04 | 24.97 | 25.50 | 1.130 | 0.093 | 22.6 |
| Body-worn Test data(Separate 10mm 50RB) | | | | | | | | | | | |
| Front side | 100 | QPSK 135_69 | 656000/3840 | 1:1 | 0.105 | 0.13 | 21.13 | 21.50 | 1.089 | 0.114 | 22.6 |
| Back side | 100 | QPSK 135_69 | 656000/3840 | 1:1 | 0.157 | -0.01 | 21.13 | 21.50 | 1.089 | 0.171 | 22.6 |
| Front side-12mm | 100 | QPSK 135_69 | 656000/3840 | 1:1 | 0.092 | -0.02 | 24.99 | 25.50 | 1.125 | 0.103 | 22.6 |
| Back side-17mm | 100 | QPSK 135_69 | 656000/3840 | 1:1 | 0.094 | 0.08 | 24.99 | 25.50 | 1.125 | 0.106 | 22.6 |

Ant5 Test Record



Unless otherwise agreed in writing, this document is issued by the Company subject to its General Conditions of Service printed overleaf, available on request or accessible at <http://www.sgs.com/en/Terms-and-Conditions.aspx> and, for electronic format documents, subject to Terms and Conditions for Electronic Documents at <http://www.sgs.com/en/Terms-and-Conditions/Terms-e-Documents.aspx>. Attention is drawn to the limitation of liability, indemnification and jurisdiction issues defined therein. Any holder of this document is advised that information contained hereon reflects the Company's findings at the time of its intervention only and within the limits of Client's instructions, if any. The Company's sole responsibility is to its Client and this document does not exonerate parties to a transaction from exercising all their rights and obligations under the transaction documents. This document cannot be reproduced except in full, without prior written approval of the Company. Any unauthorized alteration, forgery or falsification of the content or appearance of this document is unlawful and offenders may be prosecuted to the fullest extent of the law. Unless otherwise stated the results shown in this test report refer only to the sample(s) tested and such sample(s) are retained for 30 days only.

Attention: To check the authenticity of testing/inspection report & certificate, please contact us at telephone: (86-755) 8307 1443, or email: CN.Doccheck@sgs.com

South of No. 6 Plant, No. 1, Rurong Road, Suzhou Industrial Park, Suzhou Area, China (Jiangsu) Pilot Free Trade Zone 215000 t (86-512) 62992980 www.sgs.com.cn
 中国·苏州·中国(江苏)自由贸易试验区苏州片区苏州工业园区润融路1号的6号厂房南楼 邮编: 215000 t (86-512) 62992980 sgs.china@sgs.com



| Test position | BW. | Modulation | Test ch./Freq. | Duty Cycle | SAR (W/kg) 1-g | Power drift (dB) | Conducted Power(dBm) | Tune up Limit(dBm) | Scaled factor | Scaled SAR 1-g (W/kg) | Liquid Temp.(°C) |
|---|-----|-------------|----------------|------------|----------------|------------------|----------------------|--------------------|---------------|-----------------------|------------------|
| Head Test data(1RB) | | | | | | | | | | | |
| Left cheek | 100 | QPSK 1_1 | 656000/3840 | 1:1 | 0.828 | 0.05 | 19.16 | 20.00 | 1.213 | 1.005 | 22.6 |
| Left tilted | 100 | QPSK 1_1 | 656000/3840 | 1:1 | 0.898 | -0.01 | 19.16 | 20.00 | 1.213 | 1.090 | 22.6 |
| Left tilted-Repeat SAR | 100 | QPSK 1_1 | 656000/3840 | 1:1 | 0.894 | 0.08 | 19.16 | 20.00 | 1.213 | 1.085 | 22.6 |
| Right cheek | 100 | QPSK 1_1 | 656000/3840 | 1:1 | 0.546 | -0.03 | 19.16 | 20.00 | 1.213 | 0.663 | 22.6 |
| Right tilted | 100 | QPSK 1_1 | 656000/3840 | 1:1 | 0.600 | -0.02 | 19.16 | 20.00 | 1.213 | 0.728 | 22.6 |
| Head Test data(50%RB) | | | | | | | | | | | |
| Left cheek | 100 | QPSK 135_69 | 656000/3840 | 1:1 | 0.820 | -0.01 | 19.11 | 20.00 | 1.227 | 1.007 | 22.6 |
| Left tilted | 100 | QPSK 135_69 | 656000/3840 | 1:1 | 0.886 | -0.03 | 19.11 | 20.00 | 1.227 | 1.088 | 22.6 |
| Right cheek | 100 | QPSK 135_69 | 656000/3840 | 1:1 | 0.488 | 0.12 | 19.11 | 20.00 | 1.227 | 0.599 | 22.6 |
| Right tilted | 100 | QPSK 135_69 | 656000/3840 | 1:1 | 0.570 | 0.09 | 19.11 | 20.00 | 1.227 | 0.700 | 22.6 |
| Head Test data(100%RB) | | | | | | | | | | | |
| Left cheek | 100 | QPSK 270_0 | 656000/3840 | 1:1 | 0.815 | 0.03 | 19.10 | 20.00 | 1.230 | 1.003 | 22.6 |
| Left tilted | 100 | QPSK 270_0 | 656000/3840 | 1:1 | 0.881 | 0.08 | 19.10 | 20.00 | 1.230 | 1.084 | 22.6 |
| Head Test data(1RB) For n78 ENDC | | | | | | | | | | | |
| Left cheek | 100 | QPSK 1_1 | 656000/3840 | 1:1 | 0.828 | 0.05 | 19.16 | 18.00 | 0.766 | 0.634 | 22.6 |
| Left tilted | 100 | QPSK 1_1 | 656000/3840 | 1:1 | 0.898 | -0.01 | 19.16 | 18.00 | 0.766 | 0.688 | 22.6 |
| Left tilted-Repeat SAR | 100 | QPSK 1_1 | 656000/3840 | 1:1 | 0.894 | 0.08 | 19.16 | 18.00 | 0.766 | 0.684 | 22.6 |
| Right cheek | 100 | QPSK 1_1 | 656000/3840 | 1:1 | 0.546 | -0.03 | 19.16 | 18.00 | 0.766 | 0.418 | 22.6 |
| Right tilted | 100 | QPSK 1_1 | 656000/3840 | 1:1 | 0.600 | -0.02 | 19.16 | 18.00 | 0.766 | 0.459 | 22.6 |
| Head Test data(50%RB) For n78 ENDC | | | | | | | | | | | |
| Left cheek | 100 | QPSK 135_69 | 656000/3840 | 1:1 | 0.820 | -0.01 | 19.11 | 18.00 | 0.774 | 0.635 | 22.6 |
| Left tilted | 100 | QPSK 135_69 | 656000/3840 | 1:1 | 0.886 | -0.03 | 19.11 | 18.00 | 0.774 | 0.686 | 22.6 |
| Right cheek | 100 | QPSK 135_69 | 656000/3840 | 1:1 | 0.488 | 0.12 | 19.11 | 18.00 | 0.774 | 0.378 | 22.6 |
| Right tilted | 100 | QPSK 135_69 | 656000/3840 | 1:1 | 0.570 | 0.09 | 19.11 | 18.00 | 0.774 | 0.441 | 22.6 |
| Head Test data(100%RB) For n78 ENDC | | | | | | | | | | | |
| Left cheek | 100 | QPSK 270_0 | 656000/3840 | 1:1 | 0.815 | 0.03 | 19.10 | 18.00 | 0.776 | 0.633 | 22.6 |
| Left tilted | 100 | QPSK 270_0 | 656000/3840 | 1:1 | 0.881 | 0.08 | 19.10 | 18.00 | 0.776 | 0.684 | 22.6 |
| Hotspot (sensor on) Test data(Separate 10mm 1RB) | | | | | | | | | | | |
| Front side | 100 | QPSK 1_1 | 656000/3840 | 1:1 | 0.229 | 0.01 | 21.47 | 22.50 | 1.268 | 0.290 | 22.6 |
| Back side | 100 | QPSK 1_1 | 656000/3840 | 1:1 | 0.386 | 0.05 | 21.47 | 22.50 | 1.268 | 0.489 | 22.6 |
| Top side | 100 | QPSK 1_1 | 656000/3840 | 1:1 | 0.385 | 0.08 | 21.47 | 22.50 | 1.268 | 0.488 | 22.6 |
| Hotspot (sensor on) Test data(Separate 10mm 50RB) | | | | | | | | | | | |
| Front side | 100 | QPSK 135_69 | 656000/3840 | 1:1 | 0.216 | -0.11 | 21.70 | 22.50 | 1.202 | 0.260 | 22.6 |
| Back side | 100 | QPSK 135_69 | 656000/3840 | 1:1 | 0.394 | 0.09 | 21.70 | 22.50 | 1.202 | 0.474 | 22.6 |
| Top side | 100 | QPSK 135_69 | 656000/3840 | 1:1 | 0.365 | 0.02 | 21.70 | 22.50 | 1.202 | 0.439 | 22.6 |
| Hotspot (sensor off) Test data(1RB) | | | | | | | | | | | |
| Front side-12mm | 100 | QPSK 1_1 | 656000/3840 | 1:1 | 0.239 | 0.02 | 26.43 | 27.50 | 1.279 | 0.306 | 22.6 |
| Back side-17mm | 100 | QPSK 1_1 | 656000/3840 | 1:1 | 0.263 | -0.04 | 26.43 | 27.50 | 1.279 | 0.336 | 22.6 |
| Top side-19mm | 100 | QPSK 1_1 | 656000/3840 | 1:1 | 0.258 | 0.01 | 26.43 | 27.50 | 1.279 | 0.330 | 22.6 |
| Hotspot (sensor off) Test data(50RB) | | | | | | | | | | | |
| Front side-12mm | 100 | QPSK 135_69 | 656000/3840 | 1:1 | 0.231 | 0.06 | 26.55 | 27.50 | 1.245 | 0.287 | 22.6 |



Unless otherwise agreed in writing, this document is issued by the Company subject to its General Conditions of Service printed overleaf, available on request or accessible at <http://www.sgs.com/en/Terms-and-Conditions.aspx> and, for electronic format documents, subject to Terms and Conditions for Electronic Documents at <http://www.sgs.com/en/Terms-and-Conditions/Terms-and-Conditions-Electronic-Document.aspx>. Attention is drawn to the limitation of liability, indemnification and jurisdiction issues defined therein. Any holder of this document is advised that information contained hereon reflects the Company's findings at the time of its intervention only and within the limits of Client's instructions, if any. The Company's sole responsibility is to its Client and this document does not exonerate parties to a transaction from exercising all their rights and obligations under the transaction documents. This document cannot be reproduced except in full, without prior written approval of the Company. Any unauthorized alteration, forgery or falsification of the content or appearance of this document is unlawful and offenders may be prosecuted to the fullest extent of the law. Unless otherwise stated the results shown in this test report refer only to the sample(s) tested and such sample(s) are retained for 30 days only.

Attention: To check the authenticity of testing/inspection report & certificate, please contact us at telephone: (86-755) 8307 1443, or email: CN.Doccheck@sgs.com

South of No. 6 Plant, No. 1, Rurong Road, Suzhou Industrial Park, Suzhou Area, China (Jiangsu) Pilot Free Trade Zone 215000 t (86-512) 62992980 www.sgs.com.cn
 中国·苏州·中国(江苏)自由贸易试验区苏州片区苏州工业园区润融路1号的9号厂房南楼 邮编: 215000 t (86-512) 62992980 sgs.china@sgs.com

| | | | | | | | | | | | |
|---|-----|-------------|-------------|-----|-------|-------|-------|-------|-------|--------------|------|
| Back side-17mm | 100 | QPSK 135_69 | 656000/3840 | 1:1 | 0.258 | 0.08 | 26.55 | 27.50 | 1.245 | 0.321 | 22.6 |
| Top side-19mm | 100 | QPSK 135_69 | 656000/3840 | 1:1 | 0.246 | 0.06 | 26.55 | 27.50 | 1.245 | 0.306 | 22.6 |
| Body-worn Test data(Separate 10mm 1RB) | | | | | | | | | | | |
| Front side | 100 | QPSK 1_1 | 656000/3840 | 1:1 | 0.229 | 0.01 | 21.47 | 22.50 | 1.268 | 0.290 | 22.6 |
| Back side | 100 | QPSK 1_1 | 656000/3840 | 1:1 | 0.386 | 0.05 | 21.47 | 22.50 | 1.268 | 0.489 | 22.6 |
| Front side-12mm | 100 | QPSK 1_1 | 656000/3840 | 1:1 | 0.239 | 0.02 | 26.43 | 27.50 | 1.279 | 0.306 | 22.6 |
| Back side-17mm | 100 | QPSK 1_1 | 656000/3840 | 1:1 | 0.263 | -0.04 | 26.43 | 27.50 | 1.279 | 0.336 | 22.6 |
| Body-worn Test data(Separate 10mm 50RB) | | | | | | | | | | | |
| Front side | 100 | QPSK 135_69 | 656000/3840 | 1:1 | 0.216 | -0.11 | 21.70 | 22.50 | 1.202 | 0.260 | 22.6 |
| Back side | 100 | QPSK 135_69 | 656000/3840 | 1:1 | 0.394 | 0.09 | 21.70 | 22.50 | 1.202 | 0.474 | 22.6 |
| Front side-12mm | 100 | QPSK 135_69 | 656000/3840 | 1:1 | 0.231 | 0.06 | 26.55 | 27.50 | 1.245 | 0.287 | 22.6 |
| Back side-17mm | 100 | QPSK 135_69 | 656000/3840 | 1:1 | 0.258 | 0.08 | 26.55 | 27.50 | 1.245 | 0.321 | 22.6 |

Table 28: SAR of 5G NR n77(3700MHz -3980MHz) for Head and Body.

| Test Position | Channel/ Frequency | Measured SAR (1g) | 1 st Repeated | Ratio | 2 nd Repeated | 3 rd Repeated |
|---------------|-----------------------|----------------------|--------------------------|-------|--------------------------|--------------------------|
| | (MHz) | | SAR (1g) | | SAR (1g) | SAR (1g) |
| Left tilted | 656000/3840 | 0.898 | 0.894 | 1.004 | N/A | N/A |

Note: 1) When the original highest measured SAR is ≥ 0.80 W/kg, the measurement was repeated once.

2) A second repeated measurement was performed only if the ratio of largest to smallest SAR for the original and first repeated measurements was > 1.20 or when the original or repeated measurement was ≥ 1.45 W/kg (~ 10% from the 1-g SAR limit).

3) A third repeated measurement was performed only if the original, first or second repeated measurement was ≥ 1.5 W/kg and the ratio of largest to smallest SAR for the original, first and second repeated measurements is > 1.20 .

4) Repeated measurements are not required when the original highest measured SAR is < 0.80 W/kg



Unless otherwise agreed in writing, this document is issued by the Company subject to its General Conditions of Service printed overleaf, available on request or accessible at <http://www.sgs.com/en/Terms-and-Conditions.aspx> and, for electronic format documents, subject to Terms and Conditions for Electronic Documents at <http://www.sgs.com/en/Terms-and-Conditions/Terms-e-Documents.aspx>. Attention is drawn to the limitation of liability, indemnification and jurisdiction issues defined therein. Any holder of this document is advised that information contained hereon reflects the Company's findings at the time of its intervention only and within the limits of Client's instructions, if any. The Company's sole responsibility is to its Client and this document does not exonerate parties to a transaction from exercising all their rights and obligations under the transaction documents. This document cannot be reproduced except in full, without prior written approval of the Company. Any unauthorized alteration, forgery or falsification of the content or appearance of this document is unlawful and offenders may be prosecuted to the fullest extent of the law. Unless otherwise stated the results shown in this test report refer only to the sample(s) tested and such sample(s) are retained for 30 days only.

Attention: To check the authenticity of testing /inspection report & certificate, please contact us at telephone: (86-755) 8307 1443, or email: CN.Doccheck@sgs.com

South of No. 6 Plant, No. 1, Rurong Road, Suzhou Industrial Park, Suzhou Area, China (Jiangsu) Pilot Free Trade Zone 215000
 中国·苏州·中国(江苏)自由贸易试验区苏州片区苏州工业园区润融路1号的6号厂房南座 邮编: 215000

t (86-512) 62992980 www.sgs.com.cn
 t (86-512) 62992980 sgs.china@sgs.com

8.2.5 SAR Result of WIFI 2.4G

| Wi-Fi 2.4G SAR Test Record | | | | | | | | | | | |
|--|-----------|----------------|------------|--------------------------|----------------|------------------|----------------------|--------------------|---------------|-----------------------|------------------|
| Ant6 Test Record chain0 | | | | | | | | | | | |
| Test position | Test mode | Test ch./Freq. | Duty Cycle | Duty Cycle Scaled factor | SAR (W/kg) 1-g | Power drift (dB) | Conducted Power(dBm) | Tune up Limit(dBm) | Scaled factor | Scaled SAR 1-g (W/kg) | Liquid Temp.(°C) |
| Head Test data - Receiver on | | | | | | | | | | | |
| Left cheek | 802.11b | 6/2437 | 98.57% | 1.015 | 0.366 | -0.12 | 15.97 | 16.50 | 1.130 | 0.420 | 22.6 |
| Left tilted | 802.11b | 6/2437 | 98.57% | 1.015 | 0.271 | 0.05 | 15.97 | 16.50 | 1.130 | 0.311 | 22.6 |
| Right cheek | 802.11b | 6/2437 | 98.57% | 1.015 | 0.129 | 0.04 | 15.97 | 16.50 | 1.130 | 0.148 | 22.6 |
| Right tilted | 802.11b | 6/2437 | 98.57% | 1.015 | 0.137 | -0.16 | 15.97 | 16.50 | 1.130 | 0.157 | 22.6 |
| Hotspot Test data (Separate 10mm) - Receiver off | | | | | | | | | | | |
| Front side | 802.11b | 6/2437 | 98.57% | 1.015 | 0.223 | 0.05 | 19.20 | 20.00 | 1.202 | 0.272 | 22.6 |
| Back side | 802.11b | 6/2437 | 98.57% | 1.015 | 0.327 | 0.07 | 19.20 | 20.00 | 1.202 | 0.399 | 22.6 |
| Left side | 802.11b | 6/2437 | 98.57% | 1.015 | 0.046 | 0.09 | 19.20 | 20.00 | 1.202 | 0.056 | 22.6 |
| Right side | 802.11b | 6/2437 | 98.57% | 1.015 | 0.249 | 0.09 | 19.20 | 20.00 | 1.202 | 0.304 | 22.6 |
| Top side | 802.11b | 6/2437 | 98.57% | 1.015 | 0.174 | 0.15 | 19.20 | 20.00 | 1.202 | 0.212 | 22.6 |
| Front side-12mm | 802.11b | 6/2437 | 98.57% | 1.015 | 0.136 | 0.11 | 19.20 | 20.00 | 1.202 | 0.166 | 22.6 |
| Back side-17mm | 802.11b | 6/2437 | 98.57% | 1.015 | 0.127 | -0.04 | 19.20 | 20.00 | 1.202 | 0.155 | 22.6 |
| Top side-19mm | 802.11b | 6/2437 | 98.57% | 1.015 | 0.079 | 0.05 | 19.20 | 20.00 | 1.202 | 0.096 | 22.6 |

Table 29: SAR of WIFI 2.4G for Head and Body.

Note: When the highest reported SAR for the initial test configuration is adjusted by the ratio of the subsequent test configuration to initial test configuration specified maximum output power and the adjusted SAR is ≤ 1.2 W/kg, SAR test for the other 802.11 modes are not required.



Unless otherwise agreed in writing, this document is issued by the Company subject to its General Conditions of Service printed overleaf, available on request or accessible at <http://www.sgs.com/en/Terms-and-Conditions.aspx> and, for electronic format documents, subject to Terms and Conditions for Electronic Documents at <http://www.sgs.com/en/Terms-and-Conditions/Terms-e-Documents.aspx>. Attention is drawn to the limitation of liability, indemnification and jurisdiction issues defined therein. Any holder of this document is advised that information contained hereon reflects the Company's findings at the time of its intervention only and within the limits of Client's instructions, if any. The Company's sole responsibility is to its Client and this document does not exonerate parties to a transaction from exercising all their rights and obligations under the transaction documents. This document cannot be reproduced except in full, without prior written approval of the Company. Any unauthorized alteration, forgery or falsification of the content or appearance of this document is unlawful and offenders may be prosecuted to the fullest extent of the law. Unless otherwise stated the results shown in this test report refer only to the sample(s) tested and such sample(s) are retained for 30 days only.

Attention: To check the authenticity of testing/inspection report & certificate, please contact us at telephone: (86-755) 8307 1443, or email: CN.Doccheck@sgs.com

South of No. 6 Plant, No. 1, Rurong Road, Suzhou Industrial Park, Suzhou Area, China (Jiangsu) Pilot Free Trade Zone 215000 t (86-512) 62992980 www.sgs.com.cn
 中国·苏州·中国(江苏)自由贸易试验区苏州片区苏州工业园区润融路1号的6号厂房南楼 邮编: 215000 t (86-512) 62992980 sgs.china@sgs.com

8.2.1 SAR Result of WIFI 5G

| Wi-Fi 5G SAR Test Record | | | | | | | | | | | |
|---|-----------|----------------|------------|--------------------------|----------------|------------------|----------------------|--------------------|---------------|-----------------------|------------------|
| Ant6 Test Record chain0 | | | | | | | | | | | |
| Test position | Test mode | Test ch./Freq. | Duty Cycle | Duty Cycle Scaled factor | SAR (W/kg) 1-g | Power drift (dB) | Conducted Power(dBm) | Tune up Limit(dBm) | Scaled factor | Scaled SAR 1-g (W/kg) | Liquid Temp.(°C) |
| Head Test data of U-NII-2A - Receiver on | | | | | | | | | | | |
| Left cheek | 802.11a | 60/5300 | 97.20% | 1.029 | 0.394 | 0.05 | 15.77 | 16.50 | 1.183 | 0.480 | 22.7 |
| Left tilted | 802.11a | 60/5300 | 97.20% | 1.029 | 0.412 | -0.13 | 15.77 | 16.50 | 1.183 | 0.501 | 22.7 |
| Right cheek | 802.11a | 60/5300 | 97.20% | 1.029 | 0.310 | 0.08 | 15.77 | 16.50 | 1.183 | 0.377 | 22.7 |
| Right tilted | 802.11a | 60/5300 | 97.20% | 1.029 | 0.343 | -0.01 | 15.77 | 16.50 | 1.183 | 0.418 | 22.7 |
| Head Test data of U-NII-2C - Receiver on | | | | | | | | | | | |
| Left cheek | 802.11a | 116/5580 | 97.20% | 1.029 | 0.288 | 0.08 | 15.84 | 16.50 | 1.164 | 0.345 | 22.7 |
| Left tilted | 802.11a | 116/5580 | 97.20% | 1.029 | 0.410 | 0.03 | 15.84 | 16.50 | 1.164 | 0.491 | 22.7 |
| Right cheek | 802.11a | 116/5580 | 97.20% | 1.029 | 0.264 | 0.09 | 15.84 | 16.50 | 1.164 | 0.316 | 22.7 |
| Right tilted | 802.11a | 116/5580 | 97.20% | 1.029 | 0.370 | 0.02 | 15.84 | 16.50 | 1.164 | 0.443 | 22.7 |
| Head Test data of U-NII-3 - Receiver on | | | | | | | | | | | |
| Left cheek | 802.11a | 157/5785 | 97.20% | 1.029 | 0.334 | 0.03 | 15.89 | 16.50 | 1.151 | 0.395 | 22.7 |
| Left tilted | 802.11a | 157/5785 | 97.20% | 1.029 | 0.356 | 0.01 | 15.89 | 16.50 | 1.151 | 0.422 | 22.7 |
| Right cheek | 802.11a | 157/5785 | 97.20% | 1.029 | 0.298 | 0.11 | 15.89 | 16.50 | 1.151 | 0.353 | 22.7 |
| Right tilted | 802.11a | 157/5785 | 97.20% | 1.029 | 0.355 | 0.01 | 15.89 | 16.50 | 1.151 | 0.420 | 22.7 |
| Hotspot Test data of U-NII-1(Separate 10mm) - Receiver off | | | | | | | | | | | |
| Front side | 802.11a | 40/5200 | 97.20% | 1.029 | 0.189 | 0.07 | 17.02 | 18.00 | 1.253 | 0.244 | 22.7 |
| Back side | 802.11a | 40/5200 | 97.20% | 1.029 | 0.364 | 0.08 | 17.02 | 18.00 | 1.253 | 0.469 | 22.7 |
| Left side | 802.11a | 40/5200 | 97.20% | 1.029 | 0.045 | 0.03 | 17.02 | 18.00 | 1.253 | 0.058 | 22.7 |
| Right side | 802.11a | 40/5200 | 97.20% | 1.029 | 0.157 | 0.13 | 17.02 | 18.00 | 1.253 | 0.202 | 22.7 |
| Top side | 802.11a | 40/5200 | 97.20% | 1.029 | 0.363 | -0.02 | 17.02 | 18.00 | 1.253 | 0.468 | 22.7 |
| Front side-12mm | 802.11a | 40/5200 | 97.20% | 1.029 | 0.174 | -0.02 | 17.02 | 18.00 | 1.253 | 0.224 | 22.7 |
| Back side-17mm | 802.11a | 40/5200 | 97.20% | 1.029 | 0.223 | 0.04 | 17.02 | 18.00 | 1.253 | 0.288 | 22.7 |
| Top side-19mm | 802.11a | 40/5200 | 97.20% | 1.029 | 0.210 | 0.09 | 17.02 | 18.00 | 1.253 | 0.271 | 22.7 |
| Hotspot Test data of U-NII-3(Separate 10mm) - Receiver off | | | | | | | | | | | |
| Front side | 802.11a | 157/5785 | 97.20% | 1.029 | 0.085 | 0.06 | 16.81 | 17.50 | 1.172 | 0.103 | 22.7 |
| Back side | 802.11a | 157/5785 | 97.20% | 1.029 | 0.335 | 0.07 | 16.81 | 17.50 | 1.172 | 0.404 | 22.7 |
| Left side | 802.11a | 157/5785 | 97.20% | 1.029 | 0.077 | -0.01 | 16.81 | 17.50 | 1.172 | 0.093 | 22.7 |
| Right side | 802.11a | 157/5785 | 97.20% | 1.029 | 0.086 | -0.04 | 16.81 | 17.50 | 1.172 | 0.104 | 22.7 |
| Top side | 802.11a | 157/5785 | 97.20% | 1.029 | 0.284 | -0.14 | 16.81 | 17.50 | 1.172 | 0.342 | 22.7 |
| Front side-12mm | 802.11a | 157/5785 | 97.20% | 1.029 | 0.056 | -0.11 | 16.81 | 17.50 | 1.172 | 0.068 | 22.7 |
| Back side-17mm | 802.11a | 157/5785 | 97.20% | 1.029 | 0.167 | 0.02 | 16.81 | 17.50 | 1.172 | 0.201 | 22.7 |
| Top side-19mm | 802.11a | 157/5785 | 97.20% | 1.029 | 0.110 | 0.17 | 16.81 | 17.50 | 1.172 | 0.133 | 22.7 |
| Body worn Test data of U-NII-1(Separate 10mm) - Receiver off | | | | | | | | | | | |
| Front side | 802.11a | 40/5200 | 97.20% | 1.029 | 0.189 | 0.07 | 17.02 | 18.00 | 1.253 | 0.244 | 22.7 |
| Back side | 802.11a | 40/5200 | 97.20% | 1.029 | 0.364 | 0.08 | 17.02 | 18.00 | 1.253 | 0.469 | 22.7 |
| Body worn Test data of U-NII-2A(Separate 10mm) - Receiver off | | | | | | | | | | | |
| Front side | 802.11a | 60/5300 | 97.20% | 1.029 | 0.153 | 0.04 | 17.31 | 18.00 | 1.172 | 0.185 | 22.7 |



Unless otherwise agreed in writing, this document is issued by the Company subject to its General Conditions of Service printed overleaf, available on request or accessible at <http://www.sgs.com/en/Terms-and-Conditions.aspx> and, for electronic format documents, subject to Terms and Conditions for Electronic Documents at <http://www.sgs.com/en/Terms-and-Conditions/Terms-e-Documents.aspx>. Attention is drawn to the limitation of liability, indemnification and jurisdiction issues defined therein. Any holder of this document is advised that information contained hereon reflects the Company's findings at the time of its intervention only and within the limits of Client's instructions, if any. The Company's sole responsibility is to its Client and this document does not exonerate parties to a transaction from exercising all their rights and obligations under the transaction documents. This document cannot be reproduced except in full, without prior written approval of the Company. Any unauthorized alteration, forgery or falsification of the content or appearance of this document is unlawful and offenders may be prosecuted to the fullest extent of the law. Unless otherwise stated the results shown in this test report refer only to the sample(s) tested and such sample(s) are retained for 30 days only.

Attention: To check the authenticity of testing/inspection report & certificate, please contact us at telephone: (86-755) 8307 1443, or email: CN.Doccheck@sgs.com

South of No. 6 Plant, No. 1, Rurong Road, Suzhou Industrial Park, Suzhou Area, China (Jiangsu) Pilot Free Trade Zone 215000 t (86-512) 62992980 www.sgsgroup.com.cn
 中国·苏州·中国(江苏)自由贸易试验区苏州片区苏州工业园区润融路1号的9号厂房南座 邮编: 215000 t (86-512) 62992980 sgs.china@sgs.com

| Back side | 802.11a | 60/5300 | 97.20% | 1.029 | 0.252 | -0.11 | 17.31 | 18.00 | 1.172 | 0.304 | 22.7 |
|--|-----------|----------------|------------|--------------------------|-----------------|------------------|----------------------|--------------------|---------------|------------------------|------------------|
| Body worn Test data of U-NII-2C(Separate 10mm) - Receiver off | | | | | | | | | | | |
| Front side | 802.11a | 116/5580 | 97.20% | 1.029 | 0.106 | 0.04 | 17.27 | 18.00 | 1.183 | 0.129 | 22.7 |
| Back side | 802.11a | 116/5580 | 97.20% | 1.029 | 0.359 | 0.08 | 17.27 | 18.00 | 1.183 | 0.437 | 22.7 |
| Body worn Test data of U-NII-3(Separate 10mm) - Receiver off | | | | | | | | | | | |
| Front side | 802.11a | 157/5785 | 97.20% | 1.029 | 0.085 | 0.06 | 16.81 | 17.50 | 1.172 | 0.103 | 22.7 |
| Back side | 802.11a | 157/5785 | 97.20% | 1.029 | 0.335 | 0.07 | 16.81 | 17.50 | 1.172 | 0.404 | 22.7 |
| Test position | Test mode | Test ch./Freq. | Duty Cycle | Duty Cycle Scaled factor | SAR (W/kg) 10-g | Power drift (dB) | Conducted Power(dBm) | Tune up Limit(dBm) | Scaled factor | Scaled SAR 10-g (W/kg) | Liquid Temp.(°C) |
| Product specific 10gSAR Test data of U-NII-2A(Separate 0mm) - Receiver off | | | | | | | | | | | |
| Front side | 802.11a | 60/5300 | 97.20% | 1.029 | 0.291 | 0.04 | 17.31 | 18.00 | 1.172 | 0.351 | 22.7 |
| Back side | 802.11a | 60/5300 | 97.20% | 1.029 | 0.524 | 0.13 | 17.31 | 18.00 | 1.172 | 0.632 | 22.7 |
| Left side | 802.11a | 60/5300 | 97.20% | 1.029 | 0.032 | -0.01 | 17.31 | 18.00 | 1.172 | 0.039 | 22.7 |
| Right side | 802.11a | 60/5300 | 97.20% | 1.029 | 0.086 | 0.07 | 17.31 | 18.00 | 1.172 | 0.104 | 22.7 |
| Top side | 802.11a | 60/5300 | 97.20% | 1.029 | 0.545 | -0.06 | 17.31 | 18.00 | 1.172 | 0.657 | 22.7 |
| Product specific 10gSAR Test data of U-NII-2C(Separate 0mm) - Receiver off | | | | | | | | | | | |
| Front side | 802.11a | 116/5580 | 97.20% | 1.029 | 0.215 | 0.03 | 17.27 | 18.00 | 1.183 | 0.262 | 22.7 |
| Back side | 802.11a | 116/5580 | 97.20% | 1.029 | 0.611 | -0.04 | 17.27 | 18.00 | 1.183 | 0.744 | 22.7 |
| Left side | 802.11a | 116/5580 | 97.20% | 1.029 | 0.075 | 0.01 | 17.27 | 18.00 | 1.183 | 0.091 | 22.7 |
| Right side | 802.11a | 116/5580 | 97.20% | 1.029 | 0.068 | -0.01 | 17.27 | 18.00 | 1.183 | 0.083 | 22.7 |
| Top side | 802.11a | 116/5580 | 97.20% | 1.029 | 0.635 | -0.07 | 17.27 | 18.00 | 1.183 | 0.773 | 22.7 |

Table 30: SAR of WIFI 5G for Head and Body.

Note:

- As the 802.11a highest reported SAR is smaller than 1.2 W/kg , and the tune-up of the other 802.11 modes are not higher than 802.11a,therefore the adjusted SAR is ≤ 1.2 W/kg for other 802.11 modes, SAR test for the other 802.11 modes are not required. For Product specific 10gSAR the highest reported SAR is smaller than 3.0 W/kg, SAR test for the other 802.11 modes are also not required.



Unless otherwise agreed in writing, this document is issued by the Company subject to its General Conditions of Service printed overleaf, available on request or accessible at <http://www.sgs.com/en/Terms-and-Conditions.aspx> and, for electronic format documents, subject to Terms and Conditions for Electronic Documents at <http://www.sgs.com/en/Terms-and-Conditions/Terms-e-Documents.aspx>. Attention is drawn to the limitation of liability, indemnification and jurisdiction issues defined therein. Any holder of this document is advised that information contained hereon reflects the Company's findings at the time of its intervention only and within the limits of Client's instructions, if any. The Company's sole responsibility is to its Client and this document does not exonerate parties to a transaction from exercising all their rights and obligations under the transaction documents. This document cannot be reproduced except in full, without prior written approval of the Company. Any unauthorized alteration, forgery or falsification of the content or appearance of this document is unlawful and offenders may be prosecuted to the fullest extent of the law. Unless otherwise stated the results shown in this test report refer only to the sample(s) tested and such sample(s) are retained for 30 days only.

Attention: To check the authenticity of testing /inspection report & certificate, please contact us at telephone: (86-755) 8307 1443, or email: CN.Doccheck@sgs.com

South of No. 6 Plant, No. 1, Rurong Road, Suzhou Industrial Park, Suzhou Area, China (Jiangsu) Pilot Free Trade Zone 215000
 中国·苏州·中国(江苏)自由贸易试验区苏州片区苏州工业园区润融路1号的6号厂房南楼 邮编: 215000

t (86-512) 62992980 www.sgs.com.cn
 t (86-512) 62992980 sgs.china@sgs.com

8.2.2 SAR Result of BT

| Bluetooth SAR Test Record | | | | | | | | | | | |
|-----------------------------------|-----------|----------------|------------|--------------------------|----------------|------------------|----------------------|--------------------|---------------|-----------------------|------------------|
| Ant6 Test Record | | | | | | | | | | | |
| Test position | Test mode | Test ch./Freq. | Duty Cycle | Duty Cycle Scaled factor | SAR (W/kg) 1-g | Power drift (dB) | Conducted Power(dBm) | Tune up Limit(dBm) | Scaled factor | Scaled SAR 1-g (W/kg) | Liquid Temp.(°C) |
| Head Test data | | | | | | | | | | | |
| Left cheek | DH5 | 39/2441 | 76.86% | 1.301 | 0.106 | -0.04 | 11.46 | 13.00 | 1.426 | 0.197 | 22.6 |
| Left tilted | DH5 | 39/2441 | 76.86% | 1.301 | 0.078 | 0.08 | 11.46 | 13.00 | 1.426 | 0.145 | 22.6 |
| Right cheek | DH5 | 39/2441 | 76.86% | 1.301 | 0.037 | 0.08 | 11.46 | 13.00 | 1.426 | 0.069 | 22.6 |
| Right tilted | DH5 | 39/2441 | 76.86% | 1.301 | 0.040 | 0.03 | 11.46 | 13.00 | 1.426 | 0.074 | 22.6 |
| Hotspot Test data (Separate 10mm) | | | | | | | | | | | |
| Front side | DH5 | 39/2441 | 76.86% | 1.301 | 0.024 | 0.13 | 11.46 | 13.00 | 1.426 | 0.045 | 22.6 |
| Back side | DH5 | 39/2441 | 76.86% | 1.301 | 0.035 | 0.14 | 11.46 | 13.00 | 1.426 | 0.065 | 22.6 |
| Left side | DH5 | 39/2441 | 76.86% | 1.301 | 0.005 | 0.03 | 11.46 | 13.00 | 1.426 | 0.009 | 22.6 |
| Right side | DH5 | 39/2441 | 76.86% | 1.301 | 0.027 | -0.03 | 11.46 | 13.00 | 1.426 | 0.050 | 22.6 |
| Top side | DH5 | 39/2441 | 76.86% | 1.301 | 0.019 | 0.12 | 11.46 | 13.00 | 1.426 | 0.035 | 22.6 |

Table 31: SAR of BT for Head and Body.



Unless otherwise agreed in writing, this document is issued by the Company subject to its General Conditions of Service printed overleaf, available on request or accessible at <http://www.sgs.com/en/Terms-and-Conditions.aspx> and, for electronic format documents, subject to Terms and Conditions for Electronic Documents at <http://www.sgs.com/en/Terms-and-Conditions/Terms-e-Documents.aspx>. Attention is drawn to the limitation of liability, indemnification and jurisdiction issues defined therein. Any holder of this document is advised that information contained hereon reflects the Company's findings at the time of its intervention only and within the limits of Client's instructions, if any. The Company's sole responsibility is to its Client and this document does not exonerate parties to a transaction from exercising all their rights and obligations under the transaction documents. This document cannot be reproduced except in full, without prior written approval of the Company. Any unauthorized alteration, forgery or falsification of the content or appearance of this document is unlawful and offenders may be prosecuted to the fullest extent of the law. Unless otherwise stated the results shown in this test report refer only to the sample(s) tested and such sample(s) are retained for 30 days only.

Attention: To check the authenticity of testing/inspection report & certificate, please contact us at telephone: (86-755) 8307 1443, or email: CN.Doccheck@sgs.com

South of No. 6 Plant, No. 1, Rurong Road, Suzhou Industrial Park, Suzhou Area, China (Jiangsu) Pilot Free Trade Zone 215000 t (86-512) 62992980 www.sgs.com.cn
 中国·苏州·中国(江苏)自由贸易试验区苏州片区苏州工业园区润雅路1号的6号厂房南楼 邮编: 215000 t (86-512) 62992980 sgs.china@sgs.com

8.2.1 SAR Result of NFC

| Test position | Test mode | Test /Freq. | SAR (W/kg) 10-g | Power drift (dB) | Scaled SAR 10-g (W/kg) | Liquid Temp.(°C) |
|-------------------------------|-----------|-------------|-----------------|------------------|------------------------|------------------|
| Body Test data (Separate 0mm) | | | | | | |
| Front side | NFC | 13.56MHz | 0.001 | 0.02 | 0.001 | 22.8 |
| Back side | NFC | 13.56MHz | 0.026 | 0.01 | 0.026 | 22.8 |
| Left side | NFC | 13.56MHz | 0.001 | 0.03 | 0.001 | 22.8 |
| Right side | NFC | 13.56MHz | 0.001 | 0.05 | 0.001 | 22.8 |
| Top side | NFC | 13.56MHz | 0.001 | -0.09 | 0.001 | 22.8 |
| Bottom side | NFC | 13.56MHz | 0.001 | 0.06 | 0.001 | 22.8 |

Table 32: SAR of NFC for Body.

Note:

- 1) NFC mainly operate in hand-held extremity exposure conditions and NFC sensing distance with other device or reading tag is about 20cm, therefore Standalone 10-g extremity SAR testing for NFC will be performed with active mode and max power mode, with 100% duty cycle at 0mmseparation distance.
- 2) NFC SAR is measured for all edges and surfaces of the device.
- 3) NFC 13.56MHz antenna port is not available on the device to support conducted power measurement, therefore the measured results are referred to as reported SAR.



Unless otherwise agreed in writing, this document is issued by the Company subject to its General Conditions of Service printed overleaf, available on request or accessible at <http://www.sgs.com/en/Terms-and-Conditions.aspx> and, for electronic format documents, subject to Terms and Conditions for Electronic Documents at <http://www.sgs.com/en/Terms-and-Conditions/Terms-e-Documents.aspx>. Attention is drawn to the limitation of liability, indemnification and jurisdiction issues defined therein. Any holder of this document is advised that information contained hereon reflects the Company's findings at the time of its intervention only and within the limits of Client's instructions, if any. The Company's sole responsibility is to its Client and this document does not exonerate parties to a transaction from exercising all their rights and obligations under the transaction documents. This document cannot be reproduced except in full, without prior written approval of the Company. Any unauthorized alteration, forgery or falsification of the content or appearance of this document is unlawful and offenders may be prosecuted to the fullest extent of the law. Unless otherwise stated the results shown in this test report refer only to the sample(s) tested and such sample(s) are retained for 30 days only.

Attention: To check the authenticity of testing /inspection report & certificate, please contact us at telephone: (86-755) 8307 1443, or email: CN.Doccheck@sgs.com

South of No. 6 Plant, No. 1, Rurong Road, Suzhou Industrial Park, Suzhou Area, China (Jiangsu) Pilot Free Trade Zone 215000 t (86-512) 62992980 www.sgs.com.cn
 中国·苏州·中国(江苏)自由贸易试验区苏州片区苏州工业园区润雅路1号的6号厂房南楼 邮编: 215000 t (86-512) 62992980 sgs.china@sgs.com

8.3 Multiple Transmitter Evaluation

8.3.1 Simultaneous SAR test evaluation

- Simultaneous Transmission Possibilities

| NO | Simultaneous Tx Combination | Head | Body- worn | Hotspot | Product Specific 10-g (0mm) |
|----|-----------------------------|------|------------|---------|-----------------------------|
| 1 | WWAN + 2.4G | Y | Y | Y | Y |
| 2 | WWAN + 5G | Y | Y | Y | Y |
| 3 | WWAN + BT | Y | Y | Y | Y |

Note:

- 1) The device support DTM function.
- 2) For Wi-Fi 5G, U-NII-2A (5250-5350 MHz) and U-NII-2C (5470-5725 MHz) bands does not support hotspot function.
- 3) NFC is different from the working scenario of WWAN/WIFI(Head/Body-worn/Hotspot) and does not participate in the simultaneous transmission.
- 4) Per FCC KDB Publication 648474 D04 Handset SAR, Phablet SAR tests were not required it wireless router 1g SAR(Scaled to the maximum output power ,including tolerance) < 1.2 W/Kg. Therefore, no further analysis beyond tables included in this section was required to determine that possible Simultaneous transmission scenarios would not exceed the SAR limit.



Unless otherwise agreed in writing, this document is issued by the Company subject to its General Conditions of Service printed overleaf, available on request or accessible at <http://www.sgs.com/en/Terms-and-Conditions.aspx> and, for electronic format documents, subject to Terms and Conditions for Electronic Documents at <http://www.sgs.com/en/Terms-and-Conditions/Terms-e-Documents.aspx>. Attention is drawn to the limitation of liability, indemnification and jurisdiction issues defined therein. Any holder of this document is advised that information contained hereon reflects the Company's findings at the time of its intervention only and within the limits of Client's instructions, if any. The Company's sole responsibility is to its Client and this document does not exonerate parties to a transaction from exercising all their rights and obligations under the transaction documents. This document cannot be reproduced except in full, without prior written approval of the Company. Any unauthorized alteration, forgery or falsification of the content or appearance of this document is unlawful and offenders may be prosecuted to the fullest extent of the law. Unless otherwise stated the results shown in this test report refer only to the sample(s) tested and such sample(s) are retained for 30 days only.

Attention: To check the authenticity of testing /inspection report & certificate, please contact us at telephone: (86-755) 8307 1443, or email: CN.Doccheck@sgs.com

South of No. 6 Plant, No. 1, Rurong Road, Suzhou Industrial Park, Suzhou Area, China (Jiangsu) Pilot Free Trade Zone 215000 t (86-512) 62992980 www.sgs.com.cn
 中国·苏州·中国(江苏)自由贸易试验区苏州片区苏州工业园区润雅路1号的6号厂房南楼 邮编: 215000 t (86-512) 62992980 sgs.china@sgs.com

8.3.2 Simultaneous Transmission SAR Summation Scenario

Simultaneous Transmission SAR Summation Scenario for WLAN Head:

| Test position | | SARmax (W/kg) | | | | Summed SAR | | |
|-----------------|--------------|---------------|----------------|--------------|-------|------------|------|------|
| | | Main Ant0 | WiFi 2.4G Ant6 | WiFi 5G Ant6 | BT | | | |
| | | 1 | 2 | 3 | 4 | 1+2 | 1+3 | 1+4 |
| GSM850 ANT0 | Left cheek | 0.244 | 0.420 | 0.480 | 0.197 | 0.66 | 0.72 | 0.44 |
| | Left tilted | 0.151 | 0.311 | 0.501 | 0.145 | 0.46 | 0.65 | 0.30 |
| | Right cheek | 0.272 | 0.148 | 0.377 | 0.069 | 0.42 | 0.65 | 0.34 |
| | Right tilted | 0.168 | 0.157 | 0.443 | 0.074 | 0.33 | 0.61 | 0.24 |
| GSM850 ANT4 | Left cheek | 0.591 | 0.420 | 0.480 | 0.197 | 1.01 | 1.07 | 0.79 |
| | Left tilted | 0.558 | 0.311 | 0.501 | 0.145 | 0.87 | 1.06 | 0.70 |
| | Right cheek | 0.629 | 0.148 | 0.377 | 0.069 | 0.78 | 1.01 | 0.70 |
| | Right tilted | 0.588 | 0.157 | 0.443 | 0.074 | 0.75 | 1.03 | 0.66 |
| GSM1900 ANT0 | Left cheek | 0.079 | 0.420 | 0.480 | 0.197 | 0.50 | 0.56 | 0.28 |
| | Left tilted | 0.063 | 0.311 | 0.501 | 0.145 | 0.37 | 0.56 | 0.21 |
| | Right cheek | 0.101 | 0.148 | 0.377 | 0.069 | 0.25 | 0.48 | 0.17 |
| | Right tilted | 0.061 | 0.157 | 0.443 | 0.074 | 0.22 | 0.50 | 0.14 |
| GSM1900 ANT4 | Left cheek | 0.539 | 0.420 | 0.480 | 0.197 | 0.96 | 1.02 | 0.74 |
| | Left tilted | 0.605 | 0.311 | 0.501 | 0.145 | 0.92 | 1.11 | 0.75 |
| | Right cheek | 0.685 | 0.148 | 0.377 | 0.069 | 0.83 | 1.06 | 0.75 |
| | Right tilted | 1.090 | 0.157 | 0.443 | 0.074 | 1.25 | 1.53 | 1.16 |
| WCDMA II ANT0 | Left cheek | 0.166 | 0.420 | 0.480 | 0.197 | 0.59 | 0.65 | 0.36 |
| | Left tilted | 0.120 | 0.311 | 0.501 | 0.145 | 0.43 | 0.62 | 0.27 |
| | Right cheek | 0.249 | 0.148 | 0.377 | 0.069 | 0.40 | 0.63 | 0.32 |
| | Right tilted | 0.137 | 0.157 | 0.443 | 0.074 | 0.29 | 0.58 | 0.21 |
| WCDMA II ANT4 | Left cheek | 0.442 | 0.420 | 0.480 | 0.197 | 0.86 | 0.92 | 0.64 |
| | Left tilted | 0.600 | 0.311 | 0.501 | 0.145 | 0.91 | 1.10 | 0.75 |
| | Right cheek | 0.688 | 0.148 | 0.377 | 0.069 | 0.84 | 1.07 | 0.76 |
| | Right tilted | 0.943 | 0.157 | 0.443 | 0.074 | 1.10 | 1.39 | 1.02 |
| WCDMA IV ANT0 | Left cheek | 0.093 | 0.420 | 0.480 | 0.197 | 0.51 | 0.57 | 0.29 |
| | Left tilted | 0.072 | 0.311 | 0.501 | 0.145 | 0.38 | 0.57 | 0.22 |
| | Right cheek | 0.143 | 0.148 | 0.377 | 0.069 | 0.29 | 0.52 | 0.21 |
| | Right tilted | 0.084 | 0.157 | 0.443 | 0.074 | 0.24 | 0.53 | 0.16 |
| WCDMA IV ANT4 | Left cheek | 0.273 | 0.420 | 0.480 | 0.197 | 0.69 | 0.75 | 0.47 |
| | Left tilted | 0.364 | 0.311 | 0.501 | 0.145 | 0.68 | 0.87 | 0.51 |
| | Right cheek | 0.533 | 0.148 | 0.377 | 0.069 | 0.68 | 0.91 | 0.60 |
| | Right tilted | 0.743 | 0.157 | 0.443 | 0.074 | 0.90 | 1.19 | 0.82 |
| WCDMA V ANT0 | Left cheek | 0.201 | 0.420 | 0.480 | 0.197 | 0.62 | 0.68 | 0.40 |
| | Left tilted | 0.102 | 0.311 | 0.501 | 0.145 | 0.41 | 0.60 | 0.25 |
| | Right cheek | 0.249 | 0.148 | 0.377 | 0.069 | 0.40 | 0.63 | 0.32 |
| | Right tilted | 0.156 | 0.157 | 0.443 | 0.074 | 0.31 | 0.60 | 0.23 |
| WCDMA V ANT4 | Left cheek | 0.932 | 0.420 | 0.480 | 0.197 | 1.35 | 1.41 | 1.13 |
| | Left tilted | 0.854 | 0.311 | 0.501 | 0.145 | 1.17 | 1.36 | 1.00 |
| | Right cheek | 0.248 | 0.148 | 0.377 | 0.069 | 0.40 | 0.63 | 0.32 |
| | Right tilted | 0.238 | 0.157 | 0.443 | 0.074 | 0.40 | 0.68 | 0.31 |
| LTE Band 2 ANT0 | Left cheek | 0.153 | 0.420 | 0.480 | 0.197 | 0.57 | 0.63 | 0.35 |
| | Left tilted | 0.106 | 0.311 | 0.501 | 0.145 | 0.42 | 0.61 | 0.25 |
| | Right cheek | 0.223 | 0.148 | 0.377 | 0.069 | 0.37 | 0.60 | 0.29 |



Unless otherwise agreed in writing, this document is issued by the Company subject to its General Conditions of Service printed overleaf, available on request or accessible at <http://www.sgs.com/en/Terms-and-Conditions.aspx> and, for electronic format documents, subject to Terms and Conditions for Electronic Documents at <http://www.sgs.com/en/Terms-and-Conditions/Terms-e-Documents.aspx>. Attention is drawn to the limitation of liability, indemnification and jurisdiction issues defined therein. Any holder of this document is advised that information contained hereon reflects the Company's findings at the time of its intervention only and within the limits of Client's instructions, if any. The Company's sole responsibility is to its Client and this document does not exonerate parties to a transaction from exercising all their rights and obligations under the transaction documents. This document cannot be reproduced except in full, without prior written approval of the Company. Any unauthorized alteration, forgery or falsification of the content or appearance of this document is unlawful and offenders may be prosecuted to the fullest extent of the law. Unless otherwise stated the results shown in this test report refer only to the sample(s) tested and such sample(s) are retained for 30 days only.

Attention: To check the authenticity of testing/inspection report & certificate, please contact us at telephone: (86-755) 8307 1443, or email: CN.Doccheck@sgs.com

South of No. 6 Plant No. 1, Rurong Road, Suzhou Industrial Park, Suzhou Area, China (Jiangsu) Pilot Free Trade Zone 215000 t (86-512) 62992980 www.sgs.com.cn
 中国·苏州·中国 (江苏) 自由贸易试验区苏州片区苏州工业园区润雅路1号的6号厂房南楼 邮编: 215000 t (86-512) 62992980 sgs.china@sgs.com

| | | | | | | | | |
|---------------------|--------------|-------|-------|-------|-------|------|------|------|
| | Right tilted | 0.115 | 0.157 | 0.443 | 0.074 | 0.27 | 0.56 | 0.19 |
| LTE Band 2 ANT4 | Left cheek | 0.419 | 0.420 | 0.480 | 0.197 | 0.84 | 0.90 | 0.62 |
| | Left tilted | 0.545 | 0.311 | 0.501 | 0.145 | 0.86 | 1.05 | 0.69 |
| | Right cheek | 0.586 | 0.148 | 0.377 | 0.069 | 0.73 | 0.96 | 0.66 |
| | Right tilted | 0.749 | 0.157 | 0.443 | 0.074 | 0.91 | 1.19 | 0.82 |
| LTE Band 7 ANT0 | Left cheek | 0.229 | 0.420 | 0.480 | 0.197 | 0.65 | 0.71 | 0.43 |
| | Left tilted | 0.133 | 0.311 | 0.501 | 0.145 | 0.44 | 0.63 | 0.28 |
| | Right cheek | 0.141 | 0.148 | 0.377 | 0.069 | 0.29 | 0.52 | 0.21 |
| LTE Band 7 ANT4 | Right tilted | 0.086 | 0.157 | 0.443 | 0.074 | 0.24 | 0.53 | 0.16 |
| | Left cheek | 0.350 | 0.420 | 0.480 | 0.197 | 0.77 | 0.83 | 0.55 |
| | Left tilted | 0.434 | 0.311 | 0.501 | 0.145 | 0.75 | 0.94 | 0.58 |
| LTE Band 66 ANT0 | Right cheek | 0.675 | 0.148 | 0.377 | 0.069 | 0.82 | 1.05 | 0.74 |
| | Right tilted | 0.545 | 0.157 | 0.443 | 0.074 | 0.70 | 0.99 | 0.62 |
| | Left cheek | 0.107 | 0.420 | 0.480 | 0.197 | 0.53 | 0.59 | 0.30 |
| LTE Band 66 ANT4 | Left tilted | 0.080 | 0.311 | 0.501 | 0.145 | 0.39 | 0.58 | 0.23 |
| | Right cheek | 0.164 | 0.148 | 0.377 | 0.069 | 0.31 | 0.54 | 0.23 |
| | Right tilted | 0.083 | 0.157 | 0.443 | 0.074 | 0.24 | 0.53 | 0.16 |
| LTE Band 12 ANT0 | Left cheek | 0.419 | 0.420 | 0.480 | 0.197 | 0.84 | 0.90 | 0.62 |
| | Left tilted | 0.507 | 0.311 | 0.501 | 0.145 | 0.82 | 1.01 | 0.65 |
| | Right cheek | 0.533 | 0.148 | 0.377 | 0.069 | 0.68 | 0.91 | 0.60 |
| LTE Band 12 ANT4 | Right tilted | 0.637 | 0.157 | 0.443 | 0.074 | 0.79 | 1.08 | 0.71 |
| | Left cheek | 0.101 | 0.420 | 0.480 | 0.197 | 0.52 | 0.58 | 0.30 |
| | Left tilted | 0.000 | 0.311 | 0.501 | 0.145 | 0.31 | 0.50 | 0.15 |
| LTE Band 13 ANT0 | Right cheek | 0.114 | 0.148 | 0.377 | 0.069 | 0.26 | 0.49 | 0.18 |
| | Right tilted | 0.056 | 0.157 | 0.443 | 0.074 | 0.21 | 0.50 | 0.13 |
| | Left cheek | 0.406 | 0.420 | 0.480 | 0.197 | 0.83 | 0.89 | 0.60 |
| LTE Band 13 ANT4 | Left tilted | 0.414 | 0.311 | 0.501 | 0.145 | 0.73 | 0.92 | 0.56 |
| | Right cheek | 0.443 | 0.148 | 0.377 | 0.069 | 0.59 | 0.82 | 0.51 |
| | Right tilted | 0.432 | 0.157 | 0.443 | 0.074 | 0.59 | 0.88 | 0.51 |
| LTE Band 26 ANT0 | Left cheek | 0.154 | 0.420 | 0.480 | 0.197 | 0.57 | 0.63 | 0.35 |
| | Left tilted | 0.099 | 0.311 | 0.501 | 0.145 | 0.41 | 0.60 | 0.24 |
| | Right cheek | 0.189 | 0.148 | 0.377 | 0.069 | 0.34 | 0.57 | 0.26 |
| LTE Band 26 ANT4 | Right tilted | 0.112 | 0.157 | 0.443 | 0.074 | 0.27 | 0.56 | 0.19 |
| | Left cheek | 0.562 | 0.420 | 0.480 | 0.197 | 0.98 | 1.04 | 0.76 |
| | Left tilted | 0.531 | 0.311 | 0.501 | 0.145 | 0.84 | 1.03 | 0.68 |
| LTE Band 41 ANT0 | Right cheek | 0.589 | 0.148 | 0.377 | 0.069 | 0.74 | 0.97 | 0.66 |
| | Right tilted | 0.531 | 0.157 | 0.443 | 0.074 | 0.69 | 0.97 | 0.61 |
| | Left cheek | 0.161 | 0.420 | 0.480 | 0.197 | 0.58 | 0.64 | 0.36 |
| LTE Band 41 ANT4 | Left tilted | 0.100 | 0.311 | 0.501 | 0.145 | 0.41 | 0.60 | 0.25 |
| | Right cheek | 0.232 | 0.148 | 0.377 | 0.069 | 0.38 | 0.61 | 0.30 |
| | Right tilted | 0.107 | 0.157 | 0.443 | 0.074 | 0.26 | 0.55 | 0.18 |
| LTE Band 41 ANT0 | Left cheek | 0.848 | 0.420 | 0.480 | 0.197 | 1.27 | 1.33 | 1.05 |
| | Left tilted | 0.817 | 0.311 | 0.501 | 0.145 | 1.13 | 1.32 | 0.96 |
| | Right cheek | 0.850 | 0.148 | 0.377 | 0.069 | 1.00 | 1.23 | 0.92 |
| LTE Band 41 ANT4 | Right tilted | 0.792 | 0.157 | 0.443 | 0.074 | 0.95 | 1.24 | 0.87 |
| | Left cheek | 0.144 | 0.420 | 0.480 | 0.197 | 0.56 | 0.62 | 0.34 |
| | Left tilted | 0.100 | 0.311 | 0.501 | 0.145 | 0.41 | 0.60 | 0.25 |
| LTE Band 41 ANT0 | Right cheek | 0.123 | 0.148 | 0.377 | 0.069 | 0.27 | 0.50 | 0.19 |
| | Right tilted | 0.083 | 0.157 | 0.443 | 0.074 | 0.24 | 0.53 | 0.16 |
| | Left cheek | 0.298 | 0.420 | 0.480 | 0.197 | 0.72 | 0.78 | 0.50 |



Unless otherwise agreed in writing, this document is issued by the Company subject to its General Conditions of Service printed overleaf, available on request or accessible at <http://www.sgs.com/en/Terms-and-Conditions.aspx> and, for electronic format documents, subject to Terms and Conditions for Electronic Documents at <http://www.sgs.com/en/Terms-and-Conditions/Terms-e-Documents.aspx>. Attention is drawn to the limitation of liability, indemnification and jurisdiction issues defined therein. Any holder of this document is advised that information contained hereon reflects the Company's findings at the time of its intervention only and within the limits of Client's instructions, if any. The Company's sole responsibility is to its Client and this document does not exonerate parties to a transaction from exercising all their rights and obligations under the transaction documents. This document cannot be reproduced except in full, without prior written approval of the Company. Any unauthorized alteration, forgery or falsification of the content or appearance of this document is unlawful and offenders may be prosecuted to the fullest extent of the law. Unless otherwise stated the results shown in this test report refer only to the sample(s) tested and such sample(s) are retained for 30 days only.

Attention: To check the authenticity of testing/inspection report & certificate, please contact us at telephone: (86-755) 8307 1443, or email: CN.Doccheck@sgs.com

South of No. 6 Plant, No. 1, Rurong Road, Suzhou Industrial Park, Suzhou Area, China (Jiangsu) Pilot Free Trade Zone 215000

t (86-512) 62992980 www.sgsgroup.com.cn

中国·苏州·中国 (江苏) 自由贸易试验区苏州片区苏州工业园区润雅路1号的9号厂房南楼 邮编: 215000

t (86-512) 62992980 sgs.china@sgs.com

| | | | | | | | | |
|---------------------|--------------|-------|-------|-------|-------|------|------|------|
| LTE Band 41 ANT4 | Left tilted | 0.415 | 0.311 | 0.501 | 0.145 | 0.73 | 0.92 | 0.56 |
| | Right cheek | 0.608 | 0.148 | 0.377 | 0.069 | 0.76 | 0.99 | 0.68 |
| | Right tilted | 0.514 | 0.157 | 0.443 | 0.074 | 0.67 | 0.96 | 0.59 |
| n5 ANT0 | Left cheek | 0.130 | 0.420 | 0.480 | 0.197 | 0.55 | 0.61 | 0.33 |
| | Left tilted | 0.064 | 0.311 | 0.501 | 0.145 | 0.38 | 0.57 | 0.21 |
| | Right cheek | 0.154 | 0.148 | 0.377 | 0.069 | 0.30 | 0.53 | 0.22 |
| n5 ANT4 | Right tilted | 0.079 | 0.157 | 0.443 | 0.074 | 0.24 | 0.52 | 0.15 |
| | Left cheek | 0.797 | 0.420 | 0.480 | 0.197 | 1.22 | 1.28 | 0.99 |
| | Left tilted | 0.738 | 0.311 | 0.501 | 0.145 | 1.05 | 1.24 | 0.88 |
| n7 ANT0 | Right cheek | 0.810 | 0.148 | 0.377 | 0.069 | 0.96 | 1.19 | 0.88 |
| | Right tilted | 0.744 | 0.157 | 0.443 | 0.074 | 0.90 | 1.19 | 0.82 |
| | Left cheek | 0.174 | 0.420 | 0.480 | 0.197 | 0.59 | 0.65 | 0.37 |
| n7 ANT4 | Left tilted | 0.103 | 0.311 | 0.501 | 0.145 | 0.41 | 0.60 | 0.25 |
| | Right cheek | 0.101 | 0.148 | 0.377 | 0.069 | 0.25 | 0.48 | 0.17 |
| | Right tilted | 0.059 | 0.157 | 0.443 | 0.074 | 0.22 | 0.50 | 0.13 |
| n41 ANT0 | Left cheek | 0.296 | 0.420 | 0.480 | 0.197 | 0.72 | 0.78 | 0.49 |
| | Left tilted | 0.336 | 0.311 | 0.501 | 0.145 | 0.65 | 0.84 | 0.48 |
| | Right cheek | 0.567 | 0.148 | 0.377 | 0.069 | 0.72 | 0.94 | 0.64 |
| n41 ANT4 | Right tilted | 0.567 | 0.157 | 0.443 | 0.074 | 0.72 | 1.01 | 0.64 |
| | Left cheek | 0.198 | 0.420 | 0.480 | 0.197 | 0.62 | 0.68 | 0.40 |
| | Left tilted | 0.099 | 0.311 | 0.501 | 0.145 | 0.41 | 0.60 | 0.24 |
| n66 ANT0 | Right cheek | 0.124 | 0.148 | 0.377 | 0.069 | 0.27 | 0.50 | 0.19 |
| | Right tilted | 0.073 | 0.157 | 0.443 | 0.074 | 0.23 | 0.52 | 0.15 |
| | Left cheek | 0.419 | 0.420 | 0.480 | 0.197 | 0.84 | 0.90 | 0.62 |
| n66 ANT4 | Left tilted | 0.504 | 0.311 | 0.501 | 0.145 | 0.82 | 1.01 | 0.65 |
| | Right cheek | 0.843 | 0.148 | 0.377 | 0.069 | 0.99 | 1.22 | 0.91 |
| | Right tilted | 0.650 | 0.157 | 0.443 | 0.074 | 0.81 | 1.09 | 0.72 |
| n77-3500 ANT3 | Left cheek | 0.008 | 0.420 | 0.480 | 0.197 | 0.43 | 0.49 | 0.21 |
| | Left tilted | 0.006 | 0.311 | 0.501 | 0.145 | 0.32 | 0.51 | 0.15 |
| | Right cheek | 0.027 | 0.148 | 0.377 | 0.069 | 0.18 | 0.40 | 0.10 |
| n77-3500 ANT5 | Right tilted | 0.014 | 0.157 | 0.443 | 0.074 | 0.17 | 0.46 | 0.09 |
| | Left cheek | 0.656 | 0.420 | 0.480 | 0.197 | 1.08 | 1.14 | 0.85 |
| | Left tilted | 0.783 | 0.311 | 0.501 | 0.145 | 1.09 | 1.28 | 0.93 |
| n77-3900 ANT3 | Right cheek | 0.823 | 0.148 | 0.377 | 0.069 | 0.97 | 1.20 | 0.89 |
| | Right tilted | 0.823 | 0.157 | 0.443 | 0.074 | 0.98 | 1.27 | 0.90 |
| | Left cheek | 0.232 | 0.420 | 0.480 | 0.197 | 0.65 | 0.71 | 0.43 |
| n77-3900 ANT5 | Left tilted | 0.183 | 0.311 | 0.501 | 0.145 | 0.49 | 0.68 | 0.33 |
| | Right cheek | 0.485 | 0.148 | 0.377 | 0.069 | 0.63 | 0.86 | 0.55 |
| | Right tilted | 0.321 | 0.157 | 0.443 | 0.074 | 0.48 | 0.76 | 0.40 |
| n77-3900 ANT3 | Left cheek | 0.593 | 0.420 | 0.480 | 0.197 | 1.01 | 1.07 | 0.79 |
| | Left tilted | 0.609 | 0.311 | 0.501 | 0.145 | 0.92 | 1.11 | 0.75 |
| | Right cheek | 0.328 | 0.148 | 0.377 | 0.069 | 0.48 | 0.71 | 0.40 |
| n77-3900 ANT5 | Right tilted | 0.396 | 0.157 | 0.443 | 0.074 | 0.55 | 0.84 | 0.47 |
| | Left cheek | 0.166 | 0.420 | 0.480 | 0.197 | 0.59 | 0.65 | 0.36 |
| | Left tilted | 0.217 | 0.311 | 0.501 | 0.145 | 0.53 | 0.72 | 0.36 |
| n77-3900 ANT3 | Right cheek | 0.429 | 0.148 | 0.377 | 0.069 | 0.58 | 0.81 | 0.50 |
| | Right tilted | 0.327 | 0.157 | 0.443 | 0.074 | 0.48 | 0.77 | 0.40 |
| | Left cheek | 1.007 | 0.420 | 0.480 | 0.197 | 1.43 | 1.49 | 1.20 |
| n77-3900 ANT5 | Left tilted | 1.090 | 0.311 | 0.501 | 0.145 | 1.40 | 1.59 | 1.24 |
| | Right cheek | 0.663 | 0.148 | 0.377 | 0.069 | 0.81 | 1.04 | 0.73 |



Unless otherwise agreed in writing, this document is issued by the Company subject to its General Conditions of Service printed overleaf, available on request or accessible at <http://www.sgs.com/en/Terms-and-Conditions.aspx> and, for electronic format documents, subject to Terms and Conditions for Electronic Documents at <http://www.sgs.com/en/Terms-and-Conditions/Terms-e-Documents.aspx>. Attention is drawn to the limitation of liability, indemnification and jurisdiction issues defined therein. Any holder of this document is advised that information contained hereon reflects the Company's findings at the time of its intervention only and within the limits of Client's instructions, if any. The Company's sole responsibility is to its Client and this document does not exonerate parties to a transaction from exercising all their rights and obligations under the transaction documents. This document cannot be reproduced except in full, without prior written approval of the Company. Any unauthorized alteration, forgery or falsification of the content or appearance of this document is unlawful and offenders may be prosecuted to the fullest extent of the law. Unless otherwise stated the results shown in this test report refer only to the sample(s) tested and such sample(s) are retained for 30 days only.

Attention: To check the authenticity of testing/inspection report & certificate, please contact us at telephone: (86-755) 8307 1443, or email: CN.Doccheck@sgs.com

South of No. 6 Plant, No. 1, Rurong Road, Suzhou Industrial Park, Suzhou Area, China (Jiangsu) Pilot Free Trade Zone 215000

t (86-512) 62992980 www.sgs.com.cn

中国·苏州·中国 (江苏) 自由贸易试验区苏州片区苏州工业园区润融路1号的6号厂房南楼 邮编: 215000

t (86-512) 62992980 sgs.china@sgs.com

| | | | | | | | | |
|--|--------------|-------|-------|-------|-------|------|------|------|
| | Right tilted | 0.728 | 0.157 | 0.443 | 0.074 | 0.89 | 1.17 | 0.80 |
|--|--------------|-------|-------|-------|-------|------|------|------|

| ENDC | | SARmax (W/kg) | | | | | Summed SAR | | |
|------------------------------------|--------------|---------------|-------|----------------|--------------|-------|------------|-------|-------|
| | | WWAN | NR | WiFi 2.4G Ant6 | WiFi 5G Ant6 | BT | | | |
| | | 1 | 2 | 3 | 4 | 5 | 1+2+3 | 1+2+4 | 1+2+5 |
| LTE Band 12 ANTO n66 ANT4 | Left cheek | 0.101 | 0.434 | 0.420 | 0.480 | 0.197 | 0.96 | 1.02 | 0.73 |
| | Left tilted | 0.000 | 0.434 | 0.311 | 0.501 | 0.145 | 0.75 | 0.94 | 0.58 |
| | Right cheek | 0.114 | 0.434 | 0.148 | 0.377 | 0.069 | 0.70 | 0.93 | 0.62 |
| | Right tilted | 0.056 | 0.434 | 0.157 | 0.443 | 0.074 | 0.65 | 0.93 | 0.56 |
| LTE Band 2 ANT4 n66 ANTO | Left cheek | 0.487 | 0.008 | 0.420 | 0.480 | 0.197 | 0.92 | 0.98 | 0.69 |
| | Left tilted | 0.487 | 0.006 | 0.311 | 0.501 | 0.145 | 0.80 | 0.99 | 0.64 |
| | Right cheek | 0.487 | 0.027 | 0.148 | 0.377 | 0.069 | 0.66 | 0.89 | 0.58 |
| | Right tilted | 0.487 | 0.014 | 0.157 | 0.443 | 0.074 | 0.66 | 0.94 | 0.58 |
| LTE Band 2 ANTO n78 ANT3(n77) | Left cheek | 0.153 | 0.232 | 0.420 | 0.480 | 0.197 | 0.81 | 0.87 | 0.58 |
| | Left tilted | 0.106 | 0.217 | 0.311 | 0.501 | 0.145 | 0.63 | 0.82 | 0.47 |
| | Right cheek | 0.223 | 0.485 | 0.148 | 0.377 | 0.069 | 0.86 | 1.09 | 0.78 |
| | Right tilted | 0.115 | 0.327 | 0.157 | 0.443 | 0.074 | 0.60 | 0.89 | 0.52 |
| LTE Band 2 ANTO n78 ANT5(n77) | Left cheek | 0.153 | 0.635 | 0.420 | 0.480 | 0.197 | 1.21 | 1.27 | 0.99 |
| | Left tilted | 0.106 | 0.688 | 0.311 | 0.501 | 0.145 | 1.11 | 1.30 | 0.94 |
| | Right cheek | 0.223 | 0.418 | 0.148 | 0.377 | 0.069 | 0.79 | 1.02 | 0.71 |
| | Right tilted | 0.115 | 0.459 | 0.157 | 0.443 | 0.074 | 0.73 | 1.02 | 0.65 |
| LTE Band 41(38) ANTO n78 ANT3(n77) | Left cheek | 0.144 | 0.232 | 0.420 | 0.480 | 0.197 | 0.80 | 0.86 | 0.57 |
| | Left tilted | 0.100 | 0.217 | 0.311 | 0.501 | 0.145 | 0.63 | 0.82 | 0.46 |
| | Right cheek | 0.123 | 0.485 | 0.148 | 0.377 | 0.069 | 0.76 | 0.99 | 0.68 |
| | Right tilted | 0.083 | 0.327 | 0.157 | 0.443 | 0.074 | 0.57 | 0.85 | 0.48 |
| LTE Band 41(38) ANTO n78 ANT5(n77) | Left cheek | 0.144 | 0.635 | 0.420 | 0.480 | 0.197 | 1.20 | 1.26 | 0.98 |
| | Left tilted | 0.100 | 0.688 | 0.311 | 0.501 | 0.145 | 1.10 | 1.29 | 0.93 |
| | Right cheek | 0.123 | 0.418 | 0.148 | 0.377 | 0.069 | 0.69 | 0.92 | 0.61 |
| | Right tilted | 0.083 | 0.459 | 0.157 | 0.443 | 0.074 | 0.70 | 0.99 | 0.62 |
| LTE Band 5(26) ANTO n66 ANT4 | Left cheek | 0.161 | 0.434 | 0.420 | 0.303 | 0.197 | 1.02 | 0.90 | 0.79 |
| | Left tilted | 0.100 | 0.434 | 0.310 | 0.316 | 0.145 | 0.84 | 0.85 | 0.68 |
| | Right cheek | 0.232 | 0.434 | 0.148 | 0.238 | 0.069 | 0.81 | 0.90 | 0.74 |
| | Right tilted | 0.107 | 0.434 | 0.157 | 0.280 | 0.074 | 0.70 | 0.82 | 0.62 |
| LTE Band 26 ANTO n41 ANT4 | Left cheek | 0.161 | 0.419 | 0.420 | 0.303 | 0.197 | 1.00 | 0.88 | 0.78 |
| | Left tilted | 0.100 | 0.504 | 0.310 | 0.316 | 0.145 | 0.91 | 0.92 | 0.75 |
| | Right cheek | 0.232 | 0.843 | 0.148 | 0.238 | 0.069 | 1.22 | 1.31 | 1.14 |
| | Right tilted | 0.107 | 0.650 | 0.157 | 0.280 | 0.074 | 0.91 | 1.04 | 0.83 |
| LTE Band 5(26) ANTO n78 ANT3(n77) | Left cheek | 0.161 | 0.232 | 0.420 | 0.303 | 0.197 | 0.81 | 0.70 | 0.59 |
| | Left tilted | 0.100 | 0.217 | 0.310 | 0.316 | 0.145 | 0.63 | 0.63 | 0.46 |
| | Right cheek | 0.232 | 0.485 | 0.148 | 0.238 | 0.069 | 0.87 | 0.96 | 0.79 |
| | Right tilted | 0.107 | 0.327 | 0.157 | 0.280 | 0.074 | 0.59 | 0.71 | 0.51 |
| LTE Band 5(26) ANTO n78 ANT5(n77) | Left cheek | 0.161 | 0.635 | 0.420 | 0.303 | 0.197 | 1.22 | 1.10 | 0.99 |
| | Left tilted | 0.100 | 0.688 | 0.310 | 0.316 | 0.145 | 1.10 | 1.10 | 0.93 |
| | Right cheek | 0.232 | 0.418 | 0.148 | 0.238 | 0.069 | 0.80 | 0.89 | 0.72 |
| | Right tilted | 0.107 | 0.459 | 0.157 | 0.280 | 0.074 | 0.72 | 0.85 | 0.64 |
| | Left cheek | 0.107 | 0.419 | 0.420 | 0.303 | 0.197 | 0.95 | 0.83 | 0.72 |
| | Left tilted | 0.080 | 0.504 | 0.310 | 0.316 | 0.145 | 0.89 | 0.90 | 0.73 |



Unless otherwise agreed in writing, this document is issued by the Company subject to its General Conditions of Service printed overleaf, available on request or accessible at <http://www.sgs.com/en/Terms-and-Conditions.aspx> and, for electronic format documents, subject to Terms and Conditions for Electronic Documents at <http://www.sgs.com/en/Terms-and-Conditions/Terms-e-Documents.aspx>. Attention is drawn to the limitation of liability, indemnification and jurisdiction issues defined therein. Any holder of this document is advised that information contained hereon reflects the Company's findings at the time of its intervention only and within the limits of Client's instructions, if any. The Company's sole responsibility is to its Client and this document does not exonerate parties to a transaction from exercising all their rights and obligations under the transaction documents. This document cannot be reproduced in full, without prior written approval of the Company. Any unauthorized alteration, forgery or falsification of the content or appearance of this document is unlawful and offenders may be prosecuted to the fullest extent of the law. Unless otherwise stated the results shown in this test report refer only to the sample(s) tested and such sample(s) are retained for 30 days only.

Attention: To check the authenticity of testing/inspection report & certificate, please contact us at telephone: (86-755) 8307 1443, or email: CN.Doccheck@sgs.com

South of No. 6 Plant, No. 1, Rurong Road, Suzhou Industrial Park, Suzhou Area, China (Jiangsu) Pilot Free Trade Zone 215000 t (86-512) 62992980 www.sgs.com.cn
 中国·苏州·中国 (江苏) 自由贸易试验区苏州片区苏州工业园区润融路1号的6号厂房南座 邮编: 215000 t (86-512) 62992980 sgs.china@sgs.com

| | | | | | | | | | |
|--------------------------------------|--------------|-------|-------|-------|-------|-------|------|------|------|
| LTE Band 66 ANT0 n41(n38) ANT4 | Right cheek | 0.164 | 0.843 | 0.148 | 0.238 | 0.069 | 1.16 | 1.25 | 1.08 |
| | Right tilted | 0.083 | 0.650 | 0.157 | 0.280 | 0.074 | 0.89 | 1.01 | 0.81 |
| LTE Band 66 ANT0 n78 ANT3(n77) | Left cheek | 0.107 | 0.232 | 0.420 | 0.303 | 0.197 | 0.76 | 0.64 | 0.54 |
| | Left tilted | 0.080 | 0.217 | 0.310 | 0.316 | 0.145 | 0.61 | 0.61 | 0.44 |
| | Right cheek | 0.164 | 0.485 | 0.148 | 0.238 | 0.069 | 0.80 | 0.89 | 0.72 |
| | Right tilted | 0.083 | 0.327 | 0.157 | 0.280 | 0.074 | 0.57 | 0.69 | 0.48 |
| LTE Band 66 ANT0 n78 ANT5(n77) | Left cheek | 0.107 | 0.635 | 0.420 | 0.303 | 0.197 | 1.16 | 1.05 | 0.94 |
| | Left tilted | 0.080 | 0.688 | 0.310 | 0.316 | 0.145 | 1.08 | 1.08 | 0.91 |
| | Right cheek | 0.164 | 0.418 | 0.148 | 0.238 | 0.069 | 0.73 | 0.82 | 0.65 |
| | Right tilted | 0.083 | 0.459 | 0.157 | 0.280 | 0.074 | 0.70 | 0.82 | 0.62 |
| LTE Band 66 ANT0 n7 ANT4 | Left cheek | 0.107 | 0.473 | 0.420 | 0.303 | 0.197 | 1.00 | 0.88 | 0.78 |
| | Left tilted | 0.080 | 0.473 | 0.310 | 0.316 | 0.145 | 0.86 | 0.87 | 0.70 |
| | Right cheek | 0.164 | 0.473 | 0.148 | 0.238 | 0.069 | 0.79 | 0.88 | 0.71 |
| | Right tilted | 0.083 | 0.473 | 0.157 | 0.280 | 0.074 | 0.71 | 0.84 | 0.63 |
| LTE Band 7 ANT0 n78 ANT3(n77) | Left cheek | 0.456 | 0.232 | 0.420 | 0.303 | 0.197 | 1.11 | 0.99 | 0.89 |
| | Left tilted | 0.267 | 0.217 | 0.310 | 0.316 | 0.145 | 0.79 | 0.80 | 0.63 |
| | Right cheek | 0.281 | 0.485 | 0.148 | 0.238 | 0.069 | 0.91 | 1.00 | 0.84 |
| | Right tilted | 0.170 | 0.327 | 0.157 | 0.280 | 0.074 | 0.65 | 0.78 | 0.57 |
| LTE Band 7 ANT0 n78 ANT5(n77) | Left cheek | 0.456 | 0.635 | 0.420 | 0.303 | 0.197 | 1.51 | 1.39 | 1.29 |
| | Left tilted | 0.267 | 0.688 | 0.310 | 0.316 | 0.145 | 1.27 | 1.27 | 1.10 |
| | Right cheek | 0.281 | 0.418 | 0.148 | 0.238 | 0.069 | 0.85 | 0.94 | 0.77 |
| | Right tilted | 0.170 | 0.459 | 0.157 | 0.280 | 0.074 | 0.79 | 0.91 | 0.70 |
| LTE Band 7 ANT4 n5 ANT0 | Left cheek | 0.444 | 0.130 | 0.420 | 0.303 | 0.197 | 0.99 | 0.88 | 0.77 |
| | Left tilted | 0.444 | 0.064 | 0.310 | 0.316 | 0.145 | 0.82 | 0.82 | 0.65 |
| | Right cheek | 0.444 | 0.154 | 0.148 | 0.238 | 0.069 | 0.75 | 0.84 | 0.67 |
| | Right tilted | 0.444 | 0.079 | 0.157 | 0.280 | 0.074 | 0.68 | 0.80 | 0.60 |

| UL_CA | | SARmax (W/kg) | | | | | Summed SAR | | |
|--|--------------|---------------|-------|-------------------|-----------------|-------|------------|-------|-------|
| | | WWAN | WWAN | WiFi 2.4G Ant6 | WiFi 5G Ant6 | BT | | | |
| | | 1 | 2 | 3 | 4 | 5 | 1+2+3 | 1+2+4 | 1+2+5 |
| LTE Band 2 ANT4 LTE Band 4(66) ANT0 | Left cheek | 0.487 | 0.107 | 0.420 | 0.480 | 0.197 | 1.01 | 1.07 | 0.79 |
| | Left tilted | 0.487 | 0.080 | 0.311 | 0.501 | 0.145 | 0.88 | 1.07 | 0.71 |
| | Right cheek | 0.487 | 0.164 | 0.148 | 0.377 | 0.069 | 0.80 | 1.03 | 0.72 |
| | Right tilted | 0.487 | 0.083 | 0.157 | 0.443 | 0.074 | 0.73 | 1.01 | 0.64 |
| LTE Band 4(66) ANT0 LTE Band 7 ANT4 | Left cheek | 0.107 | 0.444 | 0.420 | 0.480 | 0.197 | 0.97 | 1.03 | 0.75 |
| | Left tilted | 0.080 | 0.444 | 0.311 | 0.501 | 0.145 | 0.84 | 1.03 | 0.67 |
| | Right cheek | 0.164 | 0.444 | 0.148 | 0.377 | 0.069 | 0.76 | 0.99 | 0.68 |
| | Right tilted | 0.083 | 0.444 | 0.157 | 0.443 | 0.074 | 0.68 | 0.97 | 0.60 |



Unless otherwise agreed in writing, this document is issued by the Company subject to its General Conditions of Service printed overleaf, available on request or accessible at <http://www.sgs.com/en/Terms-and-Conditions.aspx> and, for electronic format documents, subject to Terms and Conditions for Electronic Documents at <http://www.sgs.com/en/Terms-and-Conditions/Terms-e-Documents.aspx>. Attention is drawn to the limitation of liability, indemnification and jurisdiction issues defined therein. Any holder of this document is advised that information contained hereon reflects the Company's findings at the time of its intervention only and within the limits of Client's instructions, if any. The Company's sole responsibility is to its Client and this document does not exonerate parties to a transaction from exercising all their rights and obligations under the transaction documents. This document cannot be reproduced except in full, without prior written approval of the Company. Any unauthorized alteration, forgery or falsification of the content or appearance of this document is unlawful and offenders may be prosecuted to the fullest extent of the law. Unless otherwise stated the results shown in this test report refer only to the sample(s) tested and such sample(s) are retained for 30 days only.

Attention: To check the authenticity of testing /inspection report & certificate, please contact us at telephone: (86-755) 8307 1443, or email: CN.Doccheck@sgs.com

South of No. 6 Plant, No. 1, Rurong Road, Suzhou Industrial Park, Suzhou Area, China (Jiangsu) Pilot Free Trade Zone 215000 t (86-512) 62992980 www.sgs.com.cn
 中国·苏州·中国 (江苏) 自由贸易试验区苏州片区苏州工业园区润融路1号的6号厂房南楼 邮编: 215000 t (86-512) 62992980 sgs.china@sgs.com

**Simultaneous Transmission SAR Summation Scenario for WLAN Body:
Body-worn:**

| Test position | | SARmax (W/kg) | | | | Summed SAR | | |
|------------------|------------|---------------|----------------|--------------|-------|------------|------|------|
| | | Main Ant0 | WiFi 2.4G Ant6 | WiFi 5G Ant6 | BT | | | |
| | | 1 | 2 | 3 | 4 | 1+2 | 1+3 | 1+4 |
| GSM850 ANT0 | Front side | 0.283 | 0.272 | 0.244 | 0.045 | 0.56 | 0.53 | 0.33 |
| | Back side | 0.559 | 0.399 | 0.469 | 0.065 | 0.96 | 1.03 | 0.62 |
| GSM850 ANT4 | Front side | 0.229 | 0.272 | 0.244 | 0.045 | 0.50 | 0.47 | 0.27 |
| | Back side | 0.483 | 0.399 | 0.469 | 0.065 | 0.88 | 0.95 | 0.55 |
| GSM1900 ANT0 | Front side | 0.132 | 0.272 | 0.244 | 0.045 | 0.40 | 0.38 | 0.18 |
| | Back side | 0.210 | 0.399 | 0.469 | 0.065 | 0.61 | 0.68 | 0.28 |
| GSM1900 ANT4 | Front side | 0.479 | 0.272 | 0.244 | 0.045 | 0.75 | 0.72 | 0.52 |
| | Back side | 0.646 | 0.399 | 0.469 | 0.065 | 1.05 | 1.12 | 0.71 |
| WCDMA II ANT0 | Front side | 0.470 | 0.272 | 0.244 | 0.045 | 0.74 | 0.71 | 0.52 |
| | Back side | 0.503 | 0.399 | 0.469 | 0.065 | 0.90 | 0.97 | 0.57 |
| WCDMA II ANT4 | Front side | 0.839 | 0.272 | 0.244 | 0.045 | 1.11 | 1.08 | 0.88 |
| | Back side | 0.880 | 0.399 | 0.469 | 0.065 | 1.28 | 1.35 | 0.95 |
| WCDMA IV ANT0 | Front side | 0.400 | 0.272 | 0.244 | 0.045 | 0.67 | 0.64 | 0.45 |
| | Back side | 0.498 | 0.399 | 0.469 | 0.065 | 0.90 | 0.97 | 0.56 |
| WCDMA IV ANT4 | Front side | 0.792 | 0.272 | 0.244 | 0.045 | 1.06 | 1.04 | 0.84 |
| | Back side | 0.726 | 0.399 | 0.469 | 0.065 | 1.13 | 1.20 | 0.79 |
| WCDMA V ANT0 | Front side | 0.274 | 0.272 | 0.244 | 0.045 | 0.55 | 0.52 | 0.32 |
| | Back side | 0.518 | 0.399 | 0.469 | 0.065 | 0.92 | 0.99 | 0.58 |
| WCDMA V ANT4 | Front side | 0.212 | 0.272 | 0.244 | 0.045 | 0.48 | 0.46 | 0.26 |
| | Back side | 0.466 | 0.399 | 0.469 | 0.065 | 0.87 | 0.94 | 0.53 |
| LTE Band 2 ANT0 | Front side | 0.330 | 0.272 | 0.244 | 0.045 | 0.60 | 0.57 | 0.38 |
| | Back side | 0.441 | 0.399 | 0.469 | 0.065 | 0.84 | 0.91 | 0.51 |
| LTE Band 2 ANT4 | Front side | 0.650 | 0.272 | 0.244 | 0.045 | 0.92 | 0.89 | 0.70 |
| | Back side | 0.676 | 0.399 | 0.469 | 0.065 | 1.08 | 1.15 | 0.74 |
| LTE Band 7 ANT0 | Front side | 0.713 | 0.272 | 0.244 | 0.045 | 0.99 | 0.96 | 0.76 |
| | Back side | 0.569 | 0.399 | 0.469 | 0.065 | 0.97 | 1.04 | 0.63 |
| LTE Band 7 ANT4 | Front side | 0.366 | 0.272 | 0.244 | 0.045 | 0.64 | 0.61 | 0.41 |
| | Back side | 0.411 | 0.399 | 0.469 | 0.065 | 0.81 | 0.88 | 0.48 |
| LTE Band 66 ANT0 | Front side | 0.286 | 0.272 | 0.244 | 0.045 | 0.56 | 0.53 | 0.33 |
| | Back side | 0.577 | 0.399 | 0.469 | 0.065 | 0.98 | 1.05 | 0.64 |
| LTE Band 66 ANT4 | Front side | 0.797 | 0.272 | 0.244 | 0.045 | 1.07 | 1.04 | 0.84 |
| | Back side | 0.747 | 0.399 | 0.469 | 0.065 | 1.15 | 1.22 | 0.81 |
| LTE Band 12 ANT0 | Front side | 0.143 | 0.272 | 0.244 | 0.045 | 0.42 | 0.39 | 0.19 |
| | Back side | 0.250 | 0.399 | 0.469 | 0.065 | 0.65 | 0.72 | 0.32 |
| LTE Band 12 ANT4 | Front side | 0.108 | 0.272 | 0.244 | 0.045 | 0.38 | 0.35 | 0.15 |
| | Back side | 0.183 | 0.399 | 0.469 | 0.065 | 0.58 | 0.65 | 0.25 |
| LTE Band 13 ANT0 | Front side | 0.160 | 0.272 | 0.244 | 0.045 | 0.43 | 0.40 | 0.21 |
| | Back side | 0.322 | 0.399 | 0.469 | 0.065 | 0.72 | 0.79 | 0.39 |
| LTE Band 13 ANT4 | Front side | 0.176 | 0.272 | 0.244 | 0.045 | 0.45 | 0.42 | 0.22 |
| | Back side | 0.263 | 0.399 | 0.469 | 0.065 | 0.66 | 0.73 | 0.33 |
| LTE Band 26 ANT0 | Front side | 0.240 | 0.272 | 0.244 | 0.045 | 0.51 | 0.48 | 0.29 |
| | Back side | 0.409 | 0.399 | 0.469 | 0.065 | 0.81 | 0.88 | 0.47 |
| LTE Band 26 ANT4 | Front side | 0.301 | 0.272 | 0.244 | 0.045 | 0.57 | 0.55 | 0.35 |



Unless otherwise agreed in writing, this document is issued by the Company subject to its General Conditions of Service printed overleaf, available on request or accessible at <http://www.sgs.com/en/Terms-and-Conditions.aspx> and, for electronic format documents, subject to Terms and Conditions for Electronic Documents at <http://www.sgs.com/en/Terms-and-Conditions/Terms-e-Documents.aspx>. Attention is drawn to the limitation of liability, indemnification and jurisdiction issues defined therein. Any holder of this document is advised that information contained hereon reflects the Company's findings at the time of its intervention only and within the limits of Client's instructions, if any. The Company's sole responsibility is to its Client and this document does not exonerate parties to a transaction from exercising all their rights and obligations under the transaction documents. This document cannot be reproduced except in full, without prior written approval of the Company. Any unauthorized alteration, forgery or falsification of the content or appearance of this document is unlawful and offenders may be prosecuted to the fullest extent of the law. Unless otherwise stated the results shown in this test report refer only to the sample(s) tested and such sample(s) are retained for 30 days only.

Attention: To check the authenticity of testing/inspection report & certificate, please contact us at telephone: (86-755) 8307 1443, or email: CN.Doccheck@sgs.com

South of No. 6 Plant, No. 1, Purushang Road, Suzhou Industrial Park, Suzhou Area, China (Jiangsu) Pilot Free Trade Zone 215000 t (86-512) 62992980 www.sgs.com.cn
 中国·苏州·中国(江苏)自由贸易试验区苏州片区苏州工业园区润雅路1号的6号厂房南楼 邮编: 215000 t (86-512) 62992980 sgs.china@sgs.com

| | | | | | | | | |
|------------------|------------|-------|-------|-------|-------|------|------|------|
| | Back side | 0.476 | 0.399 | 0.469 | 0.065 | 0.88 | 0.95 | 0.54 |
| LTE Band 41 ANT0 | Front side | 0.496 | 0.272 | 0.244 | 0.045 | 0.77 | 0.74 | 0.54 |
| | Back side | 0.498 | 0.399 | 0.469 | 0.065 | 0.90 | 0.97 | 0.56 |
| LTE Band 41 ANT4 | Front side | 0.351 | 0.272 | 0.244 | 0.045 | 0.62 | 0.60 | 0.40 |
| | Back side | 0.235 | 0.399 | 0.469 | 0.065 | 0.63 | 0.70 | 0.30 |
| n5 ANT0 | Front side | 0.184 | 0.272 | 0.244 | 0.045 | 0.46 | 0.43 | 0.23 |
| | Back side | 0.354 | 0.399 | 0.469 | 0.065 | 0.75 | 0.82 | 0.42 |
| n5 ANT4 | Front side | 0.173 | 0.272 | 0.244 | 0.045 | 0.45 | 0.42 | 0.22 |
| | Back side | 0.405 | 0.399 | 0.469 | 0.065 | 0.80 | 0.87 | 0.47 |
| n7 ANT0 | Front side | 0.338 | 0.272 | 0.244 | 0.045 | 0.61 | 0.58 | 0.38 |
| | Back side | 0.470 | 0.399 | 0.469 | 0.065 | 0.87 | 0.94 | 0.54 |
| n7 ANT4 | Front side | 0.139 | 0.272 | 0.244 | 0.045 | 0.41 | 0.38 | 0.18 |
| | Back side | 0.209 | 0.399 | 0.469 | 0.065 | 0.61 | 0.68 | 0.27 |
| n41 ANT0 | Front side | 0.429 | 0.272 | 0.244 | 0.045 | 0.70 | 0.67 | 0.47 |
| | Back side | 0.561 | 0.399 | 0.469 | 0.065 | 0.96 | 1.03 | 0.63 |
| n41 ANT4 | Front side | 0.175 | 0.272 | 0.244 | 0.045 | 0.45 | 0.42 | 0.22 |
| | Back side | 0.262 | 0.399 | 0.469 | 0.065 | 0.66 | 0.73 | 0.33 |
| n66 ANT0 | Front side | 0.186 | 0.272 | 0.244 | 0.045 | 0.46 | 0.43 | 0.23 |
| | Back side | 0.519 | 0.399 | 0.469 | 0.065 | 0.92 | 0.99 | 0.58 |
| n66 ANT4 | Front side | 0.524 | 0.272 | 0.244 | 0.045 | 0.80 | 0.77 | 0.57 |
| | Back side | 0.877 | 0.399 | 0.469 | 0.065 | 1.28 | 1.35 | 0.94 |
| n77-3500 ANT3 | Front side | 0.162 | 0.272 | 0.244 | 0.045 | 0.43 | 0.41 | 0.21 |
| | Back side | 0.181 | 0.399 | 0.469 | 0.065 | 0.58 | 0.65 | 0.25 |
| n77-3500 ANT5 | Front side | 0.238 | 0.272 | 0.244 | 0.045 | 0.51 | 0.48 | 0.28 |
| | Back side | 0.451 | 0.399 | 0.469 | 0.065 | 0.85 | 0.92 | 0.52 |
| n77-3900 ANT3 | Front side | 0.122 | 0.272 | 0.244 | 0.045 | 0.39 | 0.37 | 0.17 |
| | Back side | 0.171 | 0.399 | 0.469 | 0.065 | 0.57 | 0.64 | 0.24 |
| n77-3900 ANT5 | Front side | 0.306 | 0.272 | 0.244 | 0.045 | 0.58 | 0.55 | 0.35 |
| | Back side | 0.489 | 0.399 | 0.469 | 0.065 | 0.89 | 0.96 | 0.55 |

| ENDC | | SARmax (W/kg) | | | | | Summed SAR | | |
|----------------------------------|------------|---------------|-------|----------------|--------------|-------|------------|-------|-------|
| | | WWAN | NR | WiFi 2.4G Ant6 | WiFi 5G Ant6 | BT | | | |
| | | 1 | 2 | 3 | 4 | 5 | 1+2+3 | 1+2+4 | 1+2+5 |
| LTE Band 12 ANT0 n66 ANT4 | Front side | 0.143 | 0.407 | 0.272 | 0.244 | 0.045 | 0.82 | 0.79 | 0.60 |
| | Back side | 0.250 | 0.407 | 0.399 | 0.469 | 0.065 | 1.06 | 1.13 | 0.72 |
| LTE Band 2 ANT4 n66 ANT0 | Front side | 0.519 | 0.286 | 0.272 | 0.244 | 0.045 | 1.08 | 1.05 | 0.85 |
| | Back side | 0.519 | 0.577 | 0.399 | 0.469 | 0.065 | 1.50 | 1.57 | 1.16 |
| LTE Band 2 ANT0 n78 ANT3(n77) | Front side | 0.330 | 0.162 | 0.272 | 0.244 | 0.045 | 0.76 | 0.74 | 0.54 |
| | Back side | 0.441 | 0.181 | 0.399 | 0.469 | 0.065 | 1.02 | 1.09 | 0.69 |



Unless otherwise agreed in writing, this document is issued by the Company subject to its General Conditions of Service printed overleaf, available on request or accessible at <http://www.sgs.com/en/Terms-and-Conditions.aspx> and, for electronic format documents, subject to Terms and Conditions for Electronic Documents at <http://www.sgs.com/en/Terms-and-Conditions/Terms-e-Documents.aspx>. Attention is drawn to the limitation of liability, indemnification and jurisdiction issues defined therein. Any holder of this document is advised that information contained hereon reflects the Company's findings at the time of its intervention only and within the limits of Client's instructions, if any. The Company's sole responsibility is to its Client and this document does not exonerate parties to a transaction from exercising all their rights and obligations under the transaction documents. This document cannot be reproduced except in full, without prior written approval of the Company. Any unauthorized alteration, forgery or falsification of the content or appearance of this document is unlawful and offenders may be prosecuted to the fullest extent of the law. Unless otherwise stated the results shown in this test report refer only to the sample(s) tested and such sample(s) are retained for 30 days only.

Attention: To check the authenticity of testing/inspection report & certificate, please contact us at telephone: (86-755) 8307 1443, or email: CN.Doccheck@sgs.com

South of No. 6 Plant, No. 1, Rurong Road, Suzhou Industrial Park, Suzhou Area, China (Jiangsu) Pilot Free Trade Zone 215000 t (86-512) 62992980 www.sgs.com.cn
 中国·苏州·中国(江苏)自由贸易试验区苏州片区苏州工业园区润融路1号的6号厂房南楼 邮编: 215000 t (86-512) 62992980 sgs.china@sgs.com

| | | | | | | | | | |
|--|------------|-------|-------|-------|-------|-------|------|------|------|
| LTE Band 2 ANT0 n78 ANT5(n77) | Front side | 0.330 | 0.306 | 0.272 | 0.244 | 0.045 | 0.91 | 0.88 | 0.68 |
| | Back side | 0.441 | 0.489 | 0.399 | 0.469 | 0.065 | 1.33 | 1.40 | 1.00 |
| LTE Band 41(38) ANT0 n78 ANT3(n77) | Front side | 0.496 | 0.162 | 0.272 | 0.244 | 0.045 | 0.93 | 0.90 | 0.70 |
| | Back side | 0.498 | 0.181 | 0.399 | 0.469 | 0.065 | 1.08 | 1.15 | 0.74 |
| LTE Band 41(38) ANT0 n78 ANT5(n77) | Front side | 0.496 | 0.306 | 0.272 | 0.244 | 0.045 | 1.07 | 1.05 | 0.85 |
| | Back side | 0.498 | 0.489 | 0.399 | 0.469 | 0.065 | 1.39 | 1.46 | 1.05 |
| LTE Band 5(26) ANT0 n66 ANT4 | Front side | 0.240 | 0.407 | 0.272 | 0.244 | 0.045 | 0.92 | 0.89 | 0.69 |
| | Back side | 0.409 | 0.407 | 0.399 | 0.469 | 0.065 | 1.22 | 1.29 | 0.88 |
| LTE Band 26 ANT0 n41 ANT4 | Front side | 0.240 | 0.175 | 0.272 | 0.244 | 0.045 | 0.69 | 0.66 | 0.46 |
| | Back side | 0.409 | 0.262 | 0.399 | 0.469 | 0.065 | 1.07 | 1.14 | 0.74 |
| LTE Band 5(26) ANT0 n78 ANT3(n77) | Front side | 0.240 | 0.162 | 0.272 | 0.244 | 0.045 | 0.67 | 0.65 | 0.45 |
| | Back side | 0.409 | 0.181 | 0.399 | 0.469 | 0.065 | 0.99 | 1.06 | 0.66 |
| LTE Band 5(26) ANT0 n78 ANT5(n77) | Front side | 0.240 | 0.306 | 0.272 | 0.244 | 0.045 | 0.82 | 0.79 | 0.59 |
| | Back side | 0.409 | 0.489 | 0.399 | 0.469 | 0.065 | 1.30 | 1.37 | 0.96 |
| LTE Band 66 ANT0 n41(n38) ANT4 | Front side | 0.286 | 0.175 | 0.272 | 0.244 | 0.045 | 0.73 | 0.71 | 0.51 |
| | Back side | 0.577 | 0.262 | 0.399 | 0.469 | 0.065 | 1.24 | 1.31 | 0.90 |
| LTE Band 66 ANT0 n78 ANT3(n77) | Front side | 0.286 | 0.162 | 0.272 | 0.244 | 0.045 | 0.72 | 0.69 | 0.49 |
| | Back side | 0.577 | 0.181 | 0.399 | 0.469 | 0.065 | 1.16 | 1.23 | 0.82 |
| LTE Band 66 ANT0 n78 ANT5(n77) | Front side | 0.286 | 0.306 | 0.272 | 0.244 | 0.045 | 0.86 | 0.84 | 0.64 |
| | Back side | 0.577 | 0.489 | 0.399 | 0.469 | 0.065 | 1.47 | 1.54 | 1.13 |
| LTE Band 66 ANT0 n7 ANT4 | Front side | 0.286 | 0.167 | 0.272 | 0.244 | 0.045 | 0.73 | 0.70 | 0.50 |
| | Back side | 0.577 | 0.167 | 0.399 | 0.469 | 0.065 | 1.14 | 1.21 | 0.81 |
| LTE Band 7 ANT0 n78 ANT3(n77) | Front side | 0.713 | 0.162 | 0.272 | 0.244 | 0.045 | 1.15 | 1.12 | 0.92 |
| | Back side | 0.569 | 0.181 | 0.399 | 0.469 | 0.065 | 1.15 | 1.22 | 0.82 |



Unless otherwise agreed in writing, this document is issued by the Company subject to its General Conditions of Service printed overleaf, available on request or accessible at <http://www.sgs.com/en/Terms-and-Conditions.aspx> and, for electronic format documents, subject to Terms and Conditions for Electronic Documents at <http://www.sgs.com/en/Terms-and-Conditions/Terms-e-Documents.aspx>. Attention is drawn to the limitation of liability, indemnification and jurisdiction issues defined therein. Any holder of this document is advised that information contained hereon reflects the Company's findings at the time of its intervention only and within the limits of Client's instructions, if any. The Company's sole responsibility is to its Client and this document does not exonerate parties to a transaction from exercising all their rights and obligations under the transaction documents. This document cannot be reproduced except in full, without prior written approval of the Company. Any unauthorized alteration, forgery or falsification of the content or appearance of this document is unlawful and offenders may be prosecuted to the fullest extent of the law. Unless otherwise stated the results shown in this test report refer only to the sample(s) tested and such sample(s) are retained for 30 days only.

Attention: To check the authenticity of testing /inspection report & certificate, please contact us at telephone: (86-755) 8307 1443, or email: CN.Doccheck@sgs.com

South of No. 6 Plant, No. 1, Rurong Road, Suzhou Industrial Park, Suzhou Area, China (Jiangsu) Pilot Free Trade Zone 215000
中国·苏州·中国 (江苏) 自由贸易试验区苏州片区苏州工业园区润融路1号的6号厂房南楼 邮编: 215000

t (86-512) 62992980 www.sgs.com.cn
t (86-512) 62992980 sgs.china@sgs.com

| | | | | | | | | | |
|----------------------------------|------------|-------|-------|-------|-------|-------|------|------|------|
| LTE Band 7 ANT0 n78 ANT5(n77) | Front side | 0.713 | 0.306 | 0.272 | 0.244 | 0.045 | 1.29 | 1.26 | 1.06 |
| | Back side | 0.569 | 0.489 | 0.399 | 0.469 | 0.065 | 1.46 | 1.53 | 1.12 |
| LTE Band 7 ANT4 n5 ANT0 | Front side | 0.490 | 0.184 | 0.272 | 0.244 | 0.045 | 0.95 | 0.92 | 0.72 |
| | Back side | 0.490 | 0.354 | 0.399 | 0.469 | 0.065 | 1.24 | 1.31 | 0.91 |

| UL_CA | | SARmax (W/kg) | | | | | Summed SAR | | |
|--|------------|---------------|-------|-------------------|-----------------|-------|------------|-------|-------|
| | | WWAN | WWAN | WiFi 2.4G Ant6 | WiFi 5G Ant6 | BT | | | |
| | | 1 | 2 | 3 | 4 | 5 | 1+2+3 | 1+2+4 | 1+2+5 |
| LTE Band 2 ANT4 LTE Band 4(66) ANT0 | Front side | 0.519 | 0.286 | 0.272 | 0.244 | 0.045 | 1.08 | 1.05 | 0.85 |
| | Back side | 0.519 | 0.577 | 0.399 | 0.469 | 0.065 | 1.50 | 1.57 | 1.16 |
| LTE Band 4(66) ANT0 LTE Band 7 ANT4 | Front side | 0.286 | 0.490 | 0.272 | 0.244 | 0.045 | 1.05 | 1.02 | 0.82 |
| | Back side | 0.577 | 0.490 | 0.399 | 0.469 | 0.065 | 1.47 | 1.54 | 1.13 |



Unless otherwise agreed in writing, this document is issued by the Company subject to its General Conditions of Service printed overleaf, available on request or accessible at <http://www.sgs.com/en/Terms-and-Conditions.aspx> and, for electronic format documents, subject to Terms and Conditions for Electronic Documents at <http://www.sgs.com/en/Terms-and-Conditions/Terms-e-Documents.aspx>. Attention is drawn to the limitation of liability, indemnification and jurisdiction issues defined therein. Any holder of this document is advised that information contained hereon reflects the Company's findings at the time of its intervention only and within the limits of Client's instructions, if any. The Company's sole responsibility is to its Client and this document does not exonerate parties to a transaction from exercising all their rights and obligations under the transaction documents. This document cannot be reproduced except in full, without prior written approval of the Company. Any unauthorized alteration, forgery or falsification of the content or appearance of this document is unlawful and offenders may be prosecuted to the fullest extent of the law. Unless otherwise stated the results shown in this test report refer only to the sample(s) tested and such sample(s) are retained for 30 days only.

Attention: To check the authenticity of testing /inspection report & certificate, please contact us at telephone: (86-755) 8307 1443, or email: CN.Doccheck@sgs.com

South of No. 6 Plant, No. 1, Rurong Road, Suzhou Industrial Park, Suzhou Area, China (Jiangsu) Pilot Free Trade Zone 215000 t (86-512) 62992980 www.sgs.com.cn
 中国·苏州·中国(江苏)自由贸易试验区苏州片区苏州工业园区润融路1号的6号厂房南楼 邮编: 215000 t (86-512) 62992980 sgs.china@sgs.com

Hotspot:

| Test position | | SARmax (W/kg) | | | | Summed SAR | | |
|---------------|-------------|---------------|----------------|--------------|-------|------------|------|------|
| | | Main Ant0 | WiFi 2.4G Ant6 | WiFi 5G Ant6 | BT | | | |
| | | 1 | 2 | 3 | 4 | 1+2 | 1+3 | 1+4 |
| GSM850 ANT0 | Front side | 0.283 | 0.272 | 0.244 | 0.045 | 0.56 | 0.53 | 0.33 |
| | Back side | 0.559 | 0.399 | 0.469 | 0.065 | 0.96 | 1.03 | 0.62 |
| | Left side | 0.169 | 0.056 | 0.093 | 0.009 | 0.23 | 0.26 | 0.18 |
| | Right side | 0.357 | 0.304 | 0.202 | 0.050 | 0.66 | 0.56 | 0.41 |
| | Top side | 0.000 | 0.212 | 0.468 | 0.035 | 0.21 | 0.47 | 0.04 |
| | Bottom side | 0.411 | 0.000 | 0.000 | 0.000 | 0.41 | 0.41 | 0.41 |
| GSM850 ANT4 | Front side | 0.229 | 0.272 | 0.244 | 0.045 | 0.50 | 0.47 | 0.27 |
| | Back side | 0.483 | 0.399 | 0.469 | 0.065 | 0.88 | 0.95 | 0.55 |
| | Left side | 0.118 | 0.056 | 0.093 | 0.009 | 0.17 | 0.21 | 0.13 |
| | Right side | 0.000 | 0.304 | 0.202 | 0.050 | 0.30 | 0.20 | 0.05 |
| | Top side | 0.274 | 0.212 | 0.468 | 0.035 | 0.49 | 0.74 | 0.31 |
| | Bottom side | 0.000 | 0.000 | 0.000 | 0.000 | 0.00 | 0.00 | 0.00 |
| GSM1900 ANT0 | Front side | 0.132 | 0.272 | 0.244 | 0.045 | 0.40 | 0.38 | 0.18 |
| | Back side | 0.210 | 0.399 | 0.469 | 0.065 | 0.61 | 0.68 | 0.28 |
| | Left side | 0.050 | 0.056 | 0.093 | 0.009 | 0.11 | 0.14 | 0.06 |
| | Right side | 0.056 | 0.304 | 0.202 | 0.050 | 0.36 | 0.26 | 0.11 |
| | Top side | 0.000 | 0.212 | 0.468 | 0.035 | 0.21 | 0.47 | 0.04 |
| | Bottom side | 0.230 | 0.000 | 0.000 | 0.000 | 0.23 | 0.23 | 0.23 |
| GSM1900 ANT4 | Front side | 0.479 | 0.272 | 0.244 | 0.045 | 0.75 | 0.72 | 0.52 |
| | Back side | 0.646 | 0.399 | 0.469 | 0.065 | 1.05 | 1.12 | 0.71 |
| | Left side | 0.120 | 0.056 | 0.093 | 0.009 | 0.18 | 0.21 | 0.13 |
| | Right side | 0.000 | 0.304 | 0.202 | 0.050 | 0.30 | 0.20 | 0.05 |
| | Top side | 0.929 | 0.212 | 0.468 | 0.035 | 1.14 | 1.40 | 0.96 |
| | Bottom side | 0.929 | 0.000 | 0.000 | 0.000 | 0.93 | 0.93 | 0.93 |
| WCDMA II ANT0 | Front side | 0.470 | 0.272 | 0.244 | 0.045 | 0.74 | 0.71 | 0.52 |
| | Back side | 0.503 | 0.399 | 0.469 | 0.065 | 0.90 | 0.97 | 0.57 |
| | Left side | 0.130 | 0.056 | 0.093 | 0.009 | 0.19 | 0.22 | 0.14 |
| | Right side | 0.129 | 0.304 | 0.202 | 0.050 | 0.43 | 0.33 | 0.18 |
| | Top side | 0.000 | 0.212 | 0.468 | 0.035 | 0.21 | 0.47 | 0.04 |
| | Bottom side | 0.546 | 0.000 | 0.000 | 0.000 | 0.55 | 0.55 | 0.55 |
| WCDMA II ANT4 | Front side | 0.839 | 0.272 | 0.244 | 0.045 | 1.11 | 1.08 | 0.88 |
| | Back side | 0.880 | 0.399 | 0.469 | 0.065 | 1.28 | 1.35 | 0.95 |
| | Left side | 0.121 | 0.056 | 0.093 | 0.009 | 0.18 | 0.21 | 0.13 |
| | Right side | 0.000 | 0.304 | 0.202 | 0.050 | 0.30 | 0.20 | 0.05 |
| | Top side | 1.015 | 0.212 | 0.468 | 0.035 | 1.23 | 1.48 | 1.05 |
| | Bottom side | 0.000 | 0.000 | 0.000 | 0.000 | 0.00 | 0.00 | 0.00 |
| WCDMA IV ANT0 | Front side | 0.400 | 0.272 | 0.244 | 0.045 | 0.67 | 0.64 | 0.45 |
| | Back side | 0.498 | 0.399 | 0.469 | 0.065 | 0.90 | 0.97 | 0.56 |
| | Left side | 0.059 | 0.056 | 0.093 | 0.009 | 0.12 | 0.15 | 0.07 |
| | Right side | 0.062 | 0.304 | 0.202 | 0.050 | 0.37 | 0.26 | 0.11 |
| | Top side | 0.000 | 0.212 | 0.468 | 0.035 | 0.21 | 0.47 | 0.04 |
| | Bottom side | 0.645 | 0.000 | 0.000 | 0.000 | 0.65 | 0.65 | 0.65 |
| | Front side | 0.792 | 0.272 | 0.244 | 0.045 | 1.06 | 1.04 | 0.84 |



Unless otherwise agreed in writing, this document is issued by the Company subject to its General Conditions of Service printed overleaf, available on request or accessible at <http://www.sgs.com/en/Terms-and-Conditions.aspx> and, for electronic format documents, subject to Terms and Conditions for Electronic Documents at <http://www.sgs.com/en/Terms-and-Conditions/Terms-e-Documents.aspx>. Attention is drawn to the limitation of liability, indemnification and jurisdiction issues defined therein. Any holder of this document is advised that information contained hereon reflects the Company's findings at the time of its intervention only and within the limits of Client's instructions, if any. The Company's sole responsibility is to its Client and this document does not exonerate parties to a transaction from exercising all their rights and obligations under the transaction documents. This document cannot be reproduced except in full, without prior written approval of the Company. Any unauthorized alteration, forgery or falsification of the content or appearance of this document is unlawful and offenders may be prosecuted to the fullest extent of the law. Unless otherwise stated the results shown in this test report refer only to the sample(s) tested and such sample(s) are retained for 30 days only.

Attention: To check the authenticity of testing/inspection report & certificate, please contact us at telephone: (86-755) 8307 1443, or email: CN.Doccheck@sgs.com

South of No. 6 Plant, No. 1, Rurong Road, Suzhou Industrial Park, Suzhou Area, China (Jiangsu) Pilot Free Trade Zone 215000 t (86-512) 62992980 www.sgsgroup.com.cn
 中国·苏州·中国 (江苏) 自由贸易试验区苏州片区苏州工业园区润雅路1号的6号厂房南座 邮编: 215000 t (86-512) 62992980 sgs.china@sgs.com

| | | | | | | | | |
|---------------------|-------------|-------|-------|-------|-------|------|------|------|
| WCDMA IV ANT4 | Back side | 0.726 | 0.399 | 0.469 | 0.065 | 1.13 | 1.20 | 0.79 |
| | Left side | 0.181 | 0.056 | 0.093 | 0.009 | 0.24 | 0.27 | 0.19 |
| | Right side | 0.000 | 0.304 | 0.202 | 0.050 | 0.30 | 0.20 | 0.05 |
| | Top side | 0.996 | 0.212 | 0.468 | 0.035 | 1.21 | 1.46 | 1.03 |
| | Bottom side | 0.000 | 0.000 | 0.000 | 0.000 | 0.00 | 0.00 | 0.00 |
| WCDMA V ANT0 | Front side | 0.274 | 0.272 | 0.244 | 0.045 | 0.55 | 0.52 | 0.32 |
| | Back side | 0.518 | 0.399 | 0.469 | 0.065 | 0.92 | 0.99 | 0.58 |
| | Left side | 0.169 | 0.056 | 0.093 | 0.009 | 0.23 | 0.26 | 0.18 |
| | Right side | 0.344 | 0.304 | 0.202 | 0.050 | 0.65 | 0.55 | 0.39 |
| | Top side | 0.000 | 0.212 | 0.468 | 0.035 | 0.21 | 0.47 | 0.04 |
| WCDMA V ANT4 | Front side | 0.212 | 0.272 | 0.244 | 0.045 | 0.48 | 0.46 | 0.26 |
| | Back side | 0.466 | 0.399 | 0.469 | 0.065 | 0.87 | 0.94 | 0.53 |
| | Left side | 0.105 | 0.056 | 0.093 | 0.009 | 0.16 | 0.20 | 0.11 |
| | Right side | 0.000 | 0.304 | 0.202 | 0.050 | 0.30 | 0.20 | 0.05 |
| | Top side | 0.334 | 0.212 | 0.468 | 0.035 | 0.55 | 0.80 | 0.37 |
| LTE Band 2 ANT0 | Front side | 0.330 | 0.272 | 0.244 | 0.045 | 0.60 | 0.57 | 0.38 |
| | Back side | 0.441 | 0.399 | 0.469 | 0.065 | 0.84 | 0.91 | 0.51 |
| | Left side | 0.103 | 0.056 | 0.093 | 0.009 | 0.16 | 0.20 | 0.11 |
| | Right side | 0.109 | 0.304 | 0.202 | 0.050 | 0.41 | 0.31 | 0.16 |
| | Top side | 0.000 | 0.212 | 0.468 | 0.035 | 0.21 | 0.47 | 0.04 |
| LTE Band 2 ANT4 | Front side | 0.650 | 0.272 | 0.244 | 0.045 | 0.92 | 0.89 | 0.70 |
| | Back side | 0.676 | 0.399 | 0.469 | 0.065 | 1.08 | 1.15 | 0.74 |
| | Left side | 0.168 | 0.056 | 0.093 | 0.009 | 0.22 | 0.26 | 0.18 |
| | Right side | 0.000 | 0.304 | 0.202 | 0.050 | 0.30 | 0.20 | 0.05 |
| | Top side | 1.070 | 0.212 | 0.468 | 0.035 | 1.28 | 1.54 | 1.11 |
| LTE Band 7 ANT4 | Front side | 0.000 | 0.000 | 0.000 | 0.000 | 0.00 | 0.00 | 0.00 |
| | Back side | 0.000 | 0.000 | 0.000 | 0.000 | 0.00 | 0.00 | 0.00 |
| | Left side | 0.713 | 0.272 | 0.244 | 0.045 | 0.99 | 0.96 | 0.76 |
| | Right side | 0.086 | 0.304 | 0.202 | 0.050 | 0.39 | 0.29 | 0.14 |
| | Top side | 0.000 | 0.212 | 0.468 | 0.035 | 0.21 | 0.47 | 0.04 |
| LTE Band 7 ANT0 | Front side | 0.366 | 0.272 | 0.244 | 0.045 | 0.64 | 0.61 | 0.41 |
| | Back side | 0.411 | 0.399 | 0.469 | 0.065 | 0.81 | 0.88 | 0.48 |
| | Left side | 0.720 | 0.056 | 0.093 | 0.009 | 0.78 | 0.81 | 0.73 |
| | Right side | 0.000 | 0.304 | 0.202 | 0.050 | 0.30 | 0.20 | 0.05 |
| | Top side | 0.477 | 0.212 | 0.468 | 0.035 | 0.69 | 0.95 | 0.51 |
| LTE Band 66 ANT0 | Front side | 0.000 | 0.000 | 0.000 | 0.000 | 0.00 | 0.00 | 0.00 |
| | Back side | 0.000 | 0.000 | 0.000 | 0.000 | 0.00 | 0.00 | 0.00 |
| | Left side | 0.286 | 0.272 | 0.244 | 0.045 | 0.56 | 0.53 | 0.33 |
| | Right side | 0.090 | 0.304 | 0.202 | 0.050 | 0.39 | 0.29 | 0.14 |
| | Top side | 0.000 | 0.212 | 0.468 | 0.035 | 0.21 | 0.47 | 0.04 |
| LTE Band 66 ANT4 | Front side | 0.797 | 0.272 | 0.244 | 0.045 | 1.07 | 1.04 | 0.84 |
| | Back side | 0.747 | 0.399 | 0.469 | 0.065 | 1.15 | 1.22 | 0.81 |
| | Left side | 0.158 | 0.056 | 0.093 | 0.009 | 0.21 | 0.25 | 0.17 |
| | Right side | 0.000 | 0.304 | 0.202 | 0.050 | 0.30 | 0.20 | 0.05 |
| | Bottom side | 0.770 | 0.000 | 0.000 | 0.000 | 0.77 | 0.77 | 0.77 |



Unless otherwise agreed in writing, this document is issued by the Company subject to its General Conditions of Service printed overleaf, available on request or accessible at <http://www.sgs.com/en/Terms-and-Conditions.aspx> and, for electronic format documents, subject to Terms and Conditions for Electronic Documents at <http://www.sgs.com/en/Terms-and-Conditions/Terms-e-Documents.aspx>. Attention is drawn to the limitation of liability, indemnification and jurisdiction issues defined therein. Any holder of this document is advised that information contained hereon reflects the Company's findings at the time of its intervention only and within the limits of Client's instructions, if any. The Company's sole responsibility is to its Client and this document does not exonerate parties to a transaction from exercising all their rights and obligations under the transaction documents. This document cannot be reproduced except in full, without prior written approval of the Company. Any unauthorized alteration, forgery or falsification of the content or appearance of this document is unlawful and offenders may be prosecuted to the fullest extent of the law. Unless otherwise stated the results shown in this test report refer only to the sample(s) tested and such sample(s) are retained for 30 days only.

Attention: To check the authenticity of testing/inspection report & certificate, please contact us at telephone: (86-755) 8307 1443, or email: CN.Doccheck@sgs.com

South of No. 6 Plant, No. 1, Rurong Road, Suzhou Industrial Park, Suzhou Area, China (Jiangsu) Pilot Free Trade Zone 215000
中国·苏州·中国 (江苏) 自由贸易试验区苏州片区苏州工业园区润融路1号的6号厂房南座 邮编: 215000

t (86-512) 62992980 www.sgs.com.cn
t (86-512) 62992980 sgs.china@sgs.com

| | | | | | | | | |
|------------------|-------------|-------|-------|-------|-------|------|------|------|
| | Right side | 0.000 | 0.304 | 0.202 | 0.050 | 0.30 | 0.20 | 0.05 |
| | Top side | 0.965 | 0.212 | 0.468 | 0.035 | 1.18 | 1.43 | 1.00 |
| | Bottom side | 0.000 | 0.000 | 0.000 | 0.000 | 0.00 | 0.00 | 0.00 |
| LTE Band 12 ANT0 | Front side | 0.143 | 0.272 | 0.244 | 0.045 | 0.42 | 0.39 | 0.19 |
| | Back side | 0.250 | 0.399 | 0.469 | 0.065 | 0.65 | 0.72 | 0.32 |
| | Left side | 0.167 | 0.056 | 0.093 | 0.009 | 0.22 | 0.26 | 0.18 |
| | Right side | 0.249 | 0.304 | 0.202 | 0.050 | 0.55 | 0.45 | 0.30 |
| | Top side | 0.000 | 0.212 | 0.468 | 0.035 | 0.21 | 0.47 | 0.04 |
| | Bottom side | 0.179 | 0.000 | 0.000 | 0.000 | 0.18 | 0.18 | 0.18 |
| LTE Band 12 ANT4 | Front side | 0.108 | 0.272 | 0.244 | 0.045 | 0.38 | 0.35 | 0.15 |
| | Back side | 0.183 | 0.399 | 0.469 | 0.065 | 0.58 | 0.65 | 0.25 |
| | Left side | 0.118 | 0.056 | 0.093 | 0.009 | 0.17 | 0.21 | 0.13 |
| | Right side | 0.000 | 0.304 | 0.202 | 0.050 | 0.30 | 0.20 | 0.05 |
| | Top side | 0.149 | 0.212 | 0.468 | 0.035 | 0.36 | 0.62 | 0.18 |
| | Bottom side | 0.000 | 0.000 | 0.000 | 0.000 | 0.00 | 0.00 | 0.00 |
| LTE Band 13 ANT0 | Front side | 0.160 | 0.272 | 0.244 | 0.045 | 0.43 | 0.40 | 0.21 |
| | Back side | 0.322 | 0.399 | 0.469 | 0.065 | 0.72 | 0.79 | 0.39 |
| | Left side | 0.126 | 0.056 | 0.093 | 0.009 | 0.18 | 0.22 | 0.14 |
| | Right side | 0.262 | 0.304 | 0.202 | 0.050 | 0.57 | 0.46 | 0.31 |
| | Top side | 0.000 | 0.212 | 0.468 | 0.035 | 0.21 | 0.47 | 0.04 |
| | Bottom side | 0.249 | 0.000 | 0.000 | 0.000 | 0.25 | 0.25 | 0.25 |
| LTE Band 13 ANT4 | Front side | 0.176 | 0.272 | 0.244 | 0.045 | 0.45 | 0.42 | 0.22 |
| | Back side | 0.263 | 0.399 | 0.469 | 0.065 | 0.66 | 0.73 | 0.33 |
| | Left side | 0.101 | 0.056 | 0.093 | 0.009 | 0.16 | 0.19 | 0.11 |
| | Right side | 0.000 | 0.304 | 0.202 | 0.050 | 0.30 | 0.20 | 0.05 |
| | Top side | 0.252 | 0.212 | 0.468 | 0.035 | 0.46 | 0.72 | 0.29 |
| | Bottom side | 0.000 | 0.000 | 0.000 | 0.000 | 0.00 | 0.00 | 0.00 |
| LTE Band 26 ANT0 | Front side | 0.240 | 0.272 | 0.244 | 0.045 | 0.51 | 0.48 | 0.29 |
| | Back side | 0.409 | 0.399 | 0.469 | 0.065 | 0.81 | 0.88 | 0.47 |
| | Left side | 0.117 | 0.056 | 0.093 | 0.009 | 0.17 | 0.21 | 0.13 |
| | Right side | 0.221 | 0.304 | 0.202 | 0.050 | 0.53 | 0.42 | 0.27 |
| | Top side | 0.000 | 0.212 | 0.468 | 0.035 | 0.21 | 0.47 | 0.04 |
| | Bottom side | 0.303 | 0.000 | 0.000 | 0.000 | 0.30 | 0.30 | 0.30 |
| LTE Band 26 ANT4 | Front side | 0.301 | 0.272 | 0.244 | 0.045 | 0.57 | 0.55 | 0.35 |
| | Back side | 0.476 | 0.399 | 0.469 | 0.065 | 0.88 | 0.95 | 0.54 |
| | Left side | 0.127 | 0.056 | 0.093 | 0.009 | 0.18 | 0.22 | 0.14 |
| | Right side | 0.000 | 0.304 | 0.202 | 0.050 | 0.30 | 0.20 | 0.05 |
| | Top side | 0.387 | 0.212 | 0.468 | 0.035 | 0.60 | 0.86 | 0.42 |
| | Bottom side | 0.000 | 0.000 | 0.000 | 0.000 | 0.00 | 0.00 | 0.00 |
| LTE Band 41 ANT0 | Front side | 0.496 | 0.272 | 0.244 | 0.045 | 0.77 | 0.74 | 0.54 |
| | Back side | 0.498 | 0.399 | 0.469 | 0.065 | 0.90 | 0.97 | 0.56 |
| | Left side | 0.136 | 0.056 | 0.093 | 0.009 | 0.19 | 0.23 | 0.15 |
| | Right side | 0.000 | 0.304 | 0.202 | 0.050 | 0.30 | 0.20 | 0.05 |
| | Top side | 0.000 | 0.212 | 0.468 | 0.035 | 0.21 | 0.47 | 0.04 |
| | Bottom side | 0.334 | 0.000 | 0.000 | 0.000 | 0.33 | 0.33 | 0.33 |
| LTE Band 41 ANT4 | Front side | 0.351 | 0.272 | 0.244 | 0.045 | 0.62 | 0.60 | 0.40 |
| | Back side | 0.235 | 0.399 | 0.469 | 0.065 | 0.63 | 0.70 | 0.30 |
| | Left side | 0.300 | 0.056 | 0.093 | 0.009 | 0.36 | 0.39 | 0.31 |
| | Right side | 0.000 | 0.304 | 0.202 | 0.050 | 0.30 | 0.20 | 0.05 |
| | Top side | 0.377 | 0.212 | 0.468 | 0.035 | 0.59 | 0.85 | 0.41 |



Unless otherwise agreed in writing, this document is issued by the Company subject to its General Conditions of Service printed overleaf, available on request or accessible at <http://www.sgs.com/en/Terms-and-Conditions.aspx> and, for electronic format documents, subject to Terms and Conditions for Electronic Documents at <http://www.sgs.com/en/Terms-and-Conditions/Terms-e-Documents.aspx>. Attention is drawn to the limitation of liability, indemnification and jurisdiction issues defined therein. Any holder of this document is advised that information contained hereon reflects the Company's findings at the time of its intervention only and within the limits of Client's instructions, if any. The Company's sole responsibility is to its Client and this document does not exonerate parties to a transaction from exercising all their rights and obligations under the transaction documents. This document cannot be reproduced except in full, without prior written approval of the Company. Any unauthorized alteration, forgery or falsification of the content or appearance of this document is unlawful and offenders may be prosecuted to the fullest extent of the law. Unless otherwise stated the results shown in this test report refer only to the sample(s) tested and such sample(s) are retained for 30 days only.

Attention: To check the authenticity of testing/inspection report & certificate, please contact us at telephone: (86-755) 8307 1443, or email: CN.Doccheck@sgs.com

South of No. 6 Plant, No. 1, Rurong Road, Suzhou Industrial Park, Suzhou Area, China (Jiangsu) Pilot Free Trade Zone 215000

t (86-512) 62992980 www.sgs.com.cn

中国·苏州·中国 (江苏) 自由贸易试验区苏州片区苏州工业园区润雅路1号的6号厂房南座 邮编: 215000

t (86-512) 62992980 sgs.china@sgs.com

| | | | | | | | | |
|----------|-------------|-------|-------|-------|-------|------|------|------|
| | Bottom side | 0.000 | 0.000 | 0.000 | 0.000 | 0.00 | 0.00 | 0.00 |
| n5 ANT0 | Front side | 0.184 | 0.272 | 0.244 | 0.045 | 0.46 | 0.43 | 0.23 |
| | Back side | 0.354 | 0.399 | 0.469 | 0.065 | 0.75 | 0.82 | 0.42 |
| | Left side | 0.089 | 0.056 | 0.093 | 0.009 | 0.15 | 0.18 | 0.10 |
| | Right side | 0.143 | 0.304 | 0.202 | 0.050 | 0.45 | 0.35 | 0.19 |
| | Top side | 0.000 | 0.212 | 0.468 | 0.035 | 0.21 | 0.47 | 0.04 |
| | Bottom side | 0.298 | 0.000 | 0.000 | 0.000 | 0.30 | 0.30 | 0.30 |
| n5 ANT4 | Front side | 0.173 | 0.272 | 0.244 | 0.045 | 0.45 | 0.42 | 0.22 |
| | Back side | 0.405 | 0.399 | 0.469 | 0.065 | 0.80 | 0.87 | 0.47 |
| | Left side | 0.078 | 0.056 | 0.093 | 0.009 | 0.13 | 0.17 | 0.09 |
| | Right side | 0.000 | 0.304 | 0.202 | 0.050 | 0.30 | 0.20 | 0.05 |
| | Top side | 0.266 | 0.212 | 0.468 | 0.035 | 0.48 | 0.73 | 0.30 |
| | Bottom side | 0.000 | 0.000 | 0.000 | 0.000 | 0.00 | 0.00 | 0.00 |
| n7 ANT0 | Front side | 0.338 | 0.272 | 0.244 | 0.045 | 0.61 | 0.58 | 0.38 |
| | Back side | 0.470 | 0.399 | 0.469 | 0.065 | 0.87 | 0.94 | 0.54 |
| | Left side | 0.180 | 0.056 | 0.093 | 0.009 | 0.24 | 0.27 | 0.19 |
| | Right side | 0.093 | 0.304 | 0.202 | 0.050 | 0.40 | 0.30 | 0.14 |
| | Top side | 0.000 | 0.212 | 0.468 | 0.035 | 0.21 | 0.47 | 0.04 |
| | Bottom side | 0.287 | 0.000 | 0.000 | 0.000 | 0.29 | 0.29 | 0.29 |
| n7 ANT4 | Front side | 0.139 | 0.272 | 0.244 | 0.045 | 0.41 | 0.38 | 0.18 |
| | Back side | 0.209 | 0.399 | 0.469 | 0.065 | 0.61 | 0.68 | 0.27 |
| | Left side | 0.171 | 0.056 | 0.093 | 0.009 | 0.23 | 0.26 | 0.18 |
| | Right side | 0.000 | 0.304 | 0.202 | 0.050 | 0.30 | 0.20 | 0.05 |
| | Top side | 0.271 | 0.212 | 0.468 | 0.035 | 0.48 | 0.74 | 0.31 |
| | Bottom side | 0.000 | 0.000 | 0.000 | 0.000 | 0.00 | 0.00 | 0.00 |
| n41 ANT0 | Front side | 0.429 | 0.272 | 0.244 | 0.045 | 0.70 | 0.67 | 0.47 |
| | Back side | 0.561 | 0.399 | 0.469 | 0.065 | 0.96 | 1.03 | 0.63 |
| | Left side | 0.183 | 0.056 | 0.093 | 0.009 | 0.24 | 0.28 | 0.19 |
| | Right side | 0.103 | 0.304 | 0.202 | 0.050 | 0.41 | 0.31 | 0.15 |
| | Top side | 0.000 | 0.212 | 0.468 | 0.035 | 0.21 | 0.47 | 0.04 |
| | Bottom side | 0.392 | 0.000 | 0.000 | 0.000 | 0.39 | 0.39 | 0.39 |
| n41 ANT4 | Front side | 0.175 | 0.272 | 0.244 | 0.045 | 0.45 | 0.42 | 0.22 |
| | Back side | 0.262 | 0.399 | 0.469 | 0.065 | 0.66 | 0.73 | 0.33 |
| | Left side | 0.202 | 0.056 | 0.093 | 0.009 | 0.26 | 0.30 | 0.21 |
| | Right side | 0.000 | 0.304 | 0.202 | 0.050 | 0.30 | 0.20 | 0.05 |
| | Top side | 0.291 | 0.212 | 0.468 | 0.035 | 0.50 | 0.76 | 0.33 |
| | Bottom side | 0.000 | 0.000 | 0.000 | 0.000 | 0.00 | 0.00 | 0.00 |
| n66 ANT0 | Front side | 0.186 | 0.272 | 0.244 | 0.045 | 0.46 | 0.43 | 0.23 |
| | Back side | 0.519 | 0.399 | 0.469 | 0.065 | 0.92 | 0.99 | 0.58 |
| | Left side | 0.061 | 0.056 | 0.093 | 0.009 | 0.12 | 0.15 | 0.07 |
| | Right side | 0.082 | 0.304 | 0.202 | 0.050 | 0.39 | 0.28 | 0.13 |
| | Top side | 0.000 | 0.212 | 0.468 | 0.035 | 0.21 | 0.47 | 0.04 |
| | Bottom side | 0.629 | 0.000 | 0.000 | 0.000 | 0.63 | 0.63 | 0.63 |
| n66 ANT4 | Front side | 0.524 | 0.272 | 0.244 | 0.045 | 0.80 | 0.77 | 0.57 |
| | Back side | 0.877 | 0.399 | 0.469 | 0.065 | 1.28 | 1.35 | 0.94 |
| | Left side | 0.105 | 0.056 | 0.093 | 0.009 | 0.16 | 0.20 | 0.11 |
| | Right side | 0.000 | 0.304 | 0.202 | 0.050 | 0.30 | 0.20 | 0.05 |
| | Top side | 1.026 | 0.212 | 0.468 | 0.035 | 1.24 | 1.49 | 1.06 |
| | Bottom side | 0.000 | 0.000 | 0.000 | 0.000 | 0.00 | 0.00 | 0.00 |
| | Front side | 0.162 | 0.272 | 0.244 | 0.045 | 0.43 | 0.41 | 0.21 |



Unless otherwise agreed in writing, this document is issued by the Company subject to its General Conditions of Service printed overleaf, available on request or accessible at <http://www.sgs.com/en/Terms-and-Conditions.aspx> and, for electronic format documents, subject to Terms and Conditions for Electronic Documents at <http://www.sgs.com/en/Terms-and-Conditions/Terms-e-Documents.aspx>. Attention is drawn to the limitation of liability, indemnification and jurisdiction issues defined therein. Any holder of this document is advised that information contained hereon reflects the Company's findings at the time of its intervention only and within the limits of Client's instructions, if any. The Company's sole responsibility is to its Client and this document does not exonerate parties to a transaction from exercising all their rights and obligations under the transaction documents. This document cannot be reproduced except in full, without prior written approval of the Company. Any unauthorized alteration, forgery or falsification of the content or appearance of this document is unlawful and offenders may be prosecuted to the fullest extent of the law. Unless otherwise stated the results shown in this test report refer only to the sample(s) tested and such sample(s) are retained for 30 days only.

Attention: To check the authenticity of testing/inspection report & certificate, please contact us at telephone: (86-755) 8307 1443, or email: CN.Doccheck@sgs.com

South of No. 6 Plant, No. 1, Rurong Road, Suzhou Industrial Park, Suzhou Area, China (Jiangsu) Pilot Free Trade Zone 215000
 中国·苏州·中国(江苏)自由贸易试验区苏州片区苏州工业园区润雅路1号的6号厂房南楼 邮编: 215000

t (86-512) 62992980 www.sgsgroup.com.cn
 t (86-512) 62992980 sgs.china@sgs.com

| | | | | | | | | |
|------------------|-------------|-------|-------|-------|-------|------|------|------|
| n77-3500 ANT3 | Back side | 0.181 | 0.399 | 0.469 | 0.065 | 0.58 | 0.65 | 0.25 |
| | Left side | 0.135 | 0.056 | 0.093 | 0.009 | 0.19 | 0.23 | 0.14 |
| | Right side | 0.000 | 0.304 | 0.202 | 0.050 | 0.30 | 0.20 | 0.05 |
| | Top side | 0.170 | 0.212 | 0.468 | 0.035 | 0.38 | 0.64 | 0.21 |
| | Bottom side | 0.000 | 0.000 | 0.000 | 0.000 | 0.00 | 0.00 | 0.00 |
| n77-3500 ANT5 | Front side | 0.238 | 0.272 | 0.244 | 0.045 | 0.51 | 0.48 | 0.28 |
| | Back side | 0.451 | 0.399 | 0.469 | 0.065 | 0.85 | 0.92 | 0.52 |
| | Left side | 0.000 | 0.056 | 0.093 | 0.009 | 0.06 | 0.09 | 0.01 |
| | Right side | 0.000 | 0.304 | 0.202 | 0.050 | 0.30 | 0.20 | 0.05 |
| | Top side | 0.398 | 0.212 | 0.468 | 0.035 | 0.61 | 0.87 | 0.43 |
| n77-3900 ANT3 | Front side | 0.122 | 0.272 | 0.244 | 0.045 | 0.39 | 0.37 | 0.17 |
| | Back side | 0.171 | 0.399 | 0.469 | 0.065 | 0.57 | 0.64 | 0.24 |
| | Left side | 0.212 | 0.056 | 0.093 | 0.009 | 0.27 | 0.31 | 0.22 |
| | Right side | 0.000 | 0.304 | 0.202 | 0.050 | 0.30 | 0.20 | 0.05 |
| | Top side | 0.221 | 0.212 | 0.468 | 0.035 | 0.43 | 0.69 | 0.26 |
| n77-3900 ANT5 | Front side | 0.306 | 0.272 | 0.244 | 0.045 | 0.58 | 0.55 | 0.35 |
| | Back side | 0.489 | 0.399 | 0.469 | 0.065 | 0.89 | 0.96 | 0.55 |
| | Left side | 0.000 | 0.056 | 0.093 | 0.009 | 0.06 | 0.09 | 0.01 |
| | Right side | 0.000 | 0.304 | 0.202 | 0.050 | 0.30 | 0.20 | 0.05 |
| | Top side | 0.488 | 0.212 | 0.468 | 0.035 | 0.70 | 0.96 | 0.52 |
| n77-3900 ANT5 | Bottom side | 0.000 | 0.000 | 0.000 | 0.000 | 0.00 | 0.00 | 0.00 |

| ENDC | | SARmax (W/kg) | | | | | Summed SAR | | |
|----------------------------------|-------------|---------------|-------|-------------------|-----------------|-------|------------|-------|-------|
| | | WWAN | NR | WiFi 2.4G Ant6 | WiFi 5G Ant6 | BT | 1+2+3 | 1+2+4 | 1+2+5 |
| | | 1 | 2 | 3 | 4 | 5 | | | |
| LTE Band 12 ANTO n66 ANT4 | Front side | 0.143 | 0.470 | 0.272 | 0.244 | 0.045 | 0.89 | 0.86 | 0.66 |
| | Back side | 0.250 | 0.470 | 0.399 | 0.469 | 0.065 | 1.12 | 1.19 | 0.79 |
| | Left side | 0.167 | 0.470 | 0.056 | 0.093 | 0.009 | 0.69 | 0.73 | 0.65 |
| | Right side | 0.249 | 0.470 | 0.304 | 0.202 | 0.050 | 1.02 | 0.92 | 0.77 |
| | Top side | 0.000 | 0.470 | 0.212 | 0.468 | 0.035 | 0.68 | 0.94 | 0.51 |
| | Bottom side | 0.179 | 0.470 | 0.000 | 0.000 | 0.000 | 0.65 | 0.65 | 0.65 |
| LTE Band 2 ANTA n66 ANTO | Front side | 0.526 | 0.186 | 0.272 | 0.244 | 0.045 | 0.98 | 0.96 | 0.76 |
| | Back side | 0.526 | 0.519 | 0.399 | 0.469 | 0.065 | 1.44 | 1.51 | 1.11 |
| | Left side | 0.526 | 0.061 | 0.056 | 0.093 | 0.009 | 0.64 | 0.68 | 0.60 |
| | Right side | 0.526 | 0.082 | 0.304 | 0.202 | 0.050 | 0.91 | 0.81 | 0.66 |
| | Top side | 0.526 | 0.000 | 0.212 | 0.468 | 0.035 | 0.74 | 0.99 | 0.56 |
| | Bottom side | 0.526 | 0.629 | 0.000 | 0.000 | 0.000 | 1.16 | 1.16 | 1.16 |
| LTE Band 2 ANTO n78 ANT3(n77) | Front side | 0.330 | 0.162 | 0.272 | 0.244 | 0.045 | 0.76 | 0.74 | 0.54 |
| | Back side | 0.441 | 0.181 | 0.399 | 0.469 | 0.065 | 1.02 | 1.09 | 0.69 |
| | Left side | 0.103 | 0.212 | 0.056 | 0.093 | 0.009 | 0.37 | 0.41 | 0.32 |
| | Right side | 0.109 | 0.000 | 0.304 | 0.202 | 0.050 | 0.41 | 0.31 | 0.16 |
| | Top side | 0.000 | 0.221 | 0.212 | 0.468 | 0.035 | 0.43 | 0.69 | 0.26 |
| | Bottom side | 0.446 | 0.000 | 0.000 | 0.000 | 0.000 | 0.45 | 0.45 | 0.45 |
| LTE Band 2 ANTO n78 ANT5(n77) | Front side | 0.330 | 0.306 | 0.272 | 0.244 | 0.045 | 0.91 | 0.88 | 0.68 |
| | Back side | 0.441 | 0.489 | 0.399 | 0.469 | 0.065 | 1.33 | 1.40 | 1.00 |
| | Left side | 0.103 | 0.000 | 0.056 | 0.093 | 0.009 | 0.16 | 0.20 | 0.11 |



Unless otherwise agreed in writing, this document is issued by the Company subject to its General Conditions of Service printed overleaf, available on request or accessible at <http://www.sgs.com/en/Terms-and-Conditions.aspx> and, for electronic format documents, subject to Terms and Conditions for Electronic Documents at <http://www.sgs.com/en/Terms-and-Conditions/Terms-e-Documents.aspx>. Attention is drawn to the limitation of liability, indemnification and jurisdiction issues defined therein. Any holder of this document is advised that information contained hereon reflects the Company's findings at the time of its intervention only and within the limits of Client's instructions, if any. The Company's sole responsibility is to its Client and this document does not exonerate parties to a transaction from exercising all their rights and obligations under the transaction documents. This document cannot be reproduced except in full, without prior written approval of the Company. Any unauthorized alteration, forgery or falsification of the content or appearance of this document is unlawful and offenders may be prosecuted to the fullest extent of the law. Unless otherwise stated the results shown in this test report refer only to the sample(s) tested and such sample(s) are retained for 30 days only.

Attention: To check the authenticity of testing/inspection report & certificate, please contact us at telephone: (86-755) 8307 1443, or email: CN.Doccheck@sgs.com

South of No. 6 Plant, No. 1, Rurong Road, Suzhou Industrial Park, Suzhou Area, China (Jiangsu) Pilot Free Trade Zone 215000 t (86-512) 62992980 www.sgs.com.cn
 中国·苏州·中国(江苏)自由贸易试验区苏州片区苏州工业园区润融路1号的6号厂房南楼 邮编: 215000 t (86-512) 62992980 sgs.china@sgs.com

| | | | | | | | | | |
|--|-------------|-------|-------|-------|-------|-------|------|------|------|
| | Right side | 0.109 | 0.000 | 0.304 | 0.202 | 0.050 | 0.41 | 0.31 | 0.16 |
| | Top side | 0.000 | 0.488 | 0.212 | 0.468 | 0.035 | 0.70 | 0.96 | 0.52 |
| | Bottom side | 0.446 | 0.000 | 0.000 | 0.000 | 0.000 | 0.45 | 0.45 | 0.45 |
| LTE Band 41(38) ANT0 n78 ANT3(n77) | Front side | 0.429 | 0.162 | 0.272 | 0.244 | 0.045 | 0.86 | 0.84 | 0.64 |
| | Back side | 0.561 | 0.181 | 0.399 | 0.469 | 0.065 | 1.14 | 1.21 | 0.81 |
| | Left side | 0.183 | 0.212 | 0.056 | 0.093 | 0.009 | 0.45 | 0.49 | 0.40 |
| | Right side | 0.103 | 0.000 | 0.304 | 0.202 | 0.050 | 0.41 | 0.31 | 0.15 |
| | Top side | 0.000 | 0.221 | 0.212 | 0.468 | 0.035 | 0.43 | 0.69 | 0.26 |
| | Bottom side | 0.392 | 0.000 | 0.000 | 0.000 | 0.000 | 0.39 | 0.39 | 0.39 |
| LTE Band 41(38) ANT0 n78 ANT5(n77) | Front side | 0.429 | 0.306 | 0.272 | 0.244 | 0.045 | 1.01 | 0.98 | 0.78 |
| | Back side | 0.561 | 0.489 | 0.399 | 0.469 | 0.065 | 1.45 | 1.52 | 1.12 |
| | Left side | 0.183 | 0.000 | 0.056 | 0.093 | 0.009 | 0.24 | 0.28 | 0.19 |
| | Right side | 0.103 | 0.000 | 0.304 | 0.202 | 0.050 | 0.41 | 0.31 | 0.15 |
| | Top side | 0.000 | 0.488 | 0.212 | 0.468 | 0.035 | 0.70 | 0.96 | 0.52 |
| | Bottom side | 0.392 | 0.000 | 0.000 | 0.000 | 0.000 | 0.39 | 0.39 | 0.39 |
| LTE Band 5(26) ANT0 n66 ANT4 | Front side | 0.184 | 0.470 | 0.272 | 0.244 | 0.045 | 0.93 | 0.90 | 0.70 |
| | Back side | 0.354 | 0.470 | 0.399 | 0.469 | 0.065 | 1.22 | 1.29 | 0.89 |
| | Left side | 0.089 | 0.470 | 0.056 | 0.093 | 0.009 | 0.62 | 0.65 | 0.57 |
| | Right side | 0.143 | 0.470 | 0.304 | 0.202 | 0.050 | 0.92 | 0.82 | 0.66 |
| | Top side | 0.000 | 0.470 | 0.212 | 0.468 | 0.035 | 0.68 | 0.94 | 0.51 |
| | Bottom side | 0.298 | 0.470 | 0.000 | 0.000 | 0.000 | 0.77 | 0.77 | 0.77 |
| LTE Band 26 ANT0 n41 ANT4 | Front side | 0.184 | 0.175 | 0.272 | 0.244 | 0.045 | 0.63 | 0.60 | 0.40 |
| | Back side | 0.354 | 0.262 | 0.399 | 0.469 | 0.065 | 1.02 | 1.09 | 0.68 |
| | Left side | 0.089 | 0.202 | 0.056 | 0.093 | 0.009 | 0.35 | 0.38 | 0.30 |
| | Right side | 0.143 | 0.000 | 0.304 | 0.202 | 0.050 | 0.45 | 0.35 | 0.19 |
| | Top side | 0.000 | 0.291 | 0.212 | 0.468 | 0.035 | 0.50 | 0.76 | 0.33 |
| | Bottom side | 0.298 | 0.000 | 0.000 | 0.000 | 0.000 | 0.30 | 0.30 | 0.30 |
| LTE Band 5(26) ANT0 n78 ANT3(n77) | Front side | 0.184 | 0.162 | 0.272 | 0.244 | 0.045 | 0.62 | 0.59 | 0.39 |
| | Back side | 0.354 | 0.181 | 0.399 | 0.469 | 0.065 | 0.93 | 1.00 | 0.60 |
| | Left side | 0.089 | 0.212 | 0.056 | 0.093 | 0.009 | 0.36 | 0.39 | 0.31 |
| | Right side | 0.143 | 0.000 | 0.304 | 0.202 | 0.050 | 0.45 | 0.35 | 0.19 |
| | Top side | 0.000 | 0.221 | 0.212 | 0.468 | 0.035 | 0.43 | 0.69 | 0.26 |
| | Bottom side | 0.298 | 0.000 | 0.000 | 0.000 | 0.000 | 0.30 | 0.30 | 0.30 |
| LTE Band 5(26) ANT0 n78 ANT5(n77) | Front side | 0.184 | 0.306 | 0.272 | 0.244 | 0.045 | 0.76 | 0.73 | 0.54 |
| | Back side | 0.354 | 0.489 | 0.399 | 0.469 | 0.065 | 1.24 | 1.31 | 0.91 |
| | Left side | 0.089 | 0.000 | 0.056 | 0.093 | 0.009 | 0.15 | 0.18 | 0.10 |
| | Right side | 0.143 | 0.000 | 0.304 | 0.202 | 0.050 | 0.45 | 0.35 | 0.19 |
| | Top side | 0.000 | 0.488 | 0.212 | 0.468 | 0.035 | 0.70 | 0.96 | 0.52 |
| | Bottom side | 0.298 | 0.000 | 0.000 | 0.000 | 0.000 | 0.30 | 0.30 | 0.30 |
| LTE Band 66 ANT0 n41(n38) ANT4 | Front side | 0.286 | 0.175 | 0.272 | 0.244 | 0.045 | 0.73 | 0.71 | 0.51 |
| | Back side | 0.577 | 0.262 | 0.399 | 0.469 | 0.065 | 1.24 | 1.31 | 0.90 |
| | Left side | 0.079 | 0.202 | 0.056 | 0.093 | 0.009 | 0.34 | 0.37 | 0.29 |
| | Right side | 0.090 | 0.000 | 0.304 | 0.202 | 0.050 | 0.39 | 0.29 | 0.14 |
| | Top side | 0.000 | 0.291 | 0.212 | 0.468 | 0.035 | 0.50 | 0.76 | 0.33 |
| | Bottom side | 0.770 | 0.000 | 0.000 | 0.000 | 0.000 | 0.77 | 0.77 | 0.77 |
| LTE Band 66 ANT0 n78 ANT3(n77) | Front side | 0.286 | 0.162 | 0.272 | 0.244 | 0.045 | 0.72 | 0.69 | 0.49 |
| | Back side | 0.577 | 0.181 | 0.399 | 0.469 | 0.065 | 1.16 | 1.23 | 0.82 |
| | Left side | 0.079 | 0.212 | 0.056 | 0.093 | 0.009 | 0.35 | 0.38 | 0.30 |
| | Right side | 0.090 | 0.000 | 0.304 | 0.202 | 0.050 | 0.39 | 0.29 | 0.14 |
| | Top side | 0.000 | 0.221 | 0.212 | 0.468 | 0.035 | 0.43 | 0.69 | 0.26 |



Unless otherwise agreed in writing, this document is issued by the Company subject to its General Conditions of Service printed overleaf, available on request or accessible at <http://www.sgs.com/en/Terms-and-Conditions.aspx> and, for electronic format documents, subject to Terms and Conditions for Electronic Documents at <http://www.sgs.com/en/Terms-and-Conditions/Terms-e-Documents.aspx>. Attention is drawn to the limitation of liability, indemnification and jurisdiction issues defined therein. Any holder of this document is advised that information contained hereon reflects the Company's findings at the time of its intervention only and within the limits of Client's instructions, if any. The Company's sole responsibility is to its Client and this document does not exonerate parties to a transaction from exercising all their rights and obligations under the transaction documents. This document cannot be reproduced except in full, without prior written approval of the Company. Any unauthorized alteration, forgery or falsification of the content or appearance of this document is unlawful and offenders may be prosecuted to the fullest extent of the law. Unless otherwise stated the results shown in this test report refer only to the sample(s) tested and such sample(s) are retained for 30 days only.

Attention: To check the authenticity of testing/inspection report & certificate, please contact us at telephone: (86-755) 8307 1443, or email: CN.Doccheck@sgs.com

South of No. 6 Plant, No. 1, Rurong Road, Suzhou Industrial Park, Suzhou Area, China (Jiangsu) Pilot Free Trade Zone 215000
中国·苏州·中国(江苏)自由贸易试验区苏州片区苏州工业园区润融路1号的6号厂房南楼 邮编: 215000

t (86-512) 62992980 www.sgs.com.cn
t (86-512) 62992980 sgs.china@sgs.com

| | | | | | | | | | |
|-----------------------------------|-------------|-------|-------|-------|-------|-------|------|------|------|
| LTE Band 66 ANT0 n78 ANT5(n77) | Bottom side | 0.770 | 0.000 | 0.000 | 0.000 | 0.000 | 0.77 | 0.77 | 0.77 |
| | Front side | 0.286 | 0.306 | 0.272 | 0.244 | 0.045 | 0.86 | 0.84 | 0.64 |
| | Back side | 0.577 | 0.489 | 0.399 | 0.469 | 0.065 | 1.47 | 1.54 | 1.13 |
| | Left side | 0.079 | 0.000 | 0.056 | 0.093 | 0.009 | 0.14 | 0.17 | 0.09 |
| | Right side | 0.090 | 0.000 | 0.304 | 0.202 | 0.050 | 0.39 | 0.29 | 0.14 |
| | Top side | 0.000 | 0.488 | 0.212 | 0.468 | 0.035 | 0.70 | 0.96 | 0.52 |
| LTE Band 66 ANT0 n7 ANT4 | Bottom side | 0.770 | 0.000 | 0.000 | 0.000 | 0.000 | 0.77 | 0.77 | 0.77 |
| | Front side | 0.286 | 0.249 | 0.272 | 0.244 | 0.045 | 0.81 | 0.78 | 0.58 |
| | Back side | 0.577 | 0.249 | 0.399 | 0.469 | 0.065 | 1.23 | 1.30 | 0.89 |
| | Left side | 0.079 | 0.249 | 0.056 | 0.093 | 0.009 | 0.38 | 0.42 | 0.34 |
| | Right side | 0.090 | 0.249 | 0.304 | 0.202 | 0.050 | 0.64 | 0.54 | 0.39 |
| | Top side | 0.000 | 0.249 | 0.212 | 0.468 | 0.035 | 0.46 | 0.72 | 0.28 |
| LTE Band 7 ANT0 n78 ANT3(n77) | Bottom side | 0.770 | 0.249 | 0.000 | 0.000 | 0.000 | 1.02 | 1.02 | 1.02 |
| | Front side | 0.713 | 0.162 | 0.272 | 0.244 | 0.045 | 1.15 | 1.12 | 0.92 |
| | Back side | 0.569 | 0.181 | 0.399 | 0.469 | 0.065 | 1.15 | 1.22 | 0.82 |
| | Left side | 0.155 | 0.212 | 0.056 | 0.093 | 0.009 | 0.42 | 0.46 | 0.38 |
| | Right side | 0.086 | 0.000 | 0.304 | 0.202 | 0.050 | 0.39 | 0.29 | 0.14 |
| | Top side | 0.000 | 0.221 | 0.212 | 0.468 | 0.035 | 0.43 | 0.69 | 0.26 |
| LTE Band 7 ANT0 n78 ANT5(n77) | Bottom side | 0.342 | 0.000 | 0.000 | 0.000 | 0.000 | 0.34 | 0.34 | 0.34 |
| | Front side | 0.713 | 0.306 | 0.272 | 0.244 | 0.045 | 1.29 | 1.26 | 1.06 |
| | Back side | 0.569 | 0.489 | 0.399 | 0.469 | 0.065 | 1.46 | 1.53 | 1.12 |
| | Left side | 0.155 | 0.000 | 0.056 | 0.093 | 0.009 | 0.21 | 0.25 | 0.16 |
| | Right side | 0.086 | 0.000 | 0.304 | 0.202 | 0.050 | 0.39 | 0.29 | 0.14 |
| | Top side | 0.000 | 0.488 | 0.212 | 0.468 | 0.035 | 0.70 | 0.96 | 0.52 |
| LTE Band 7 ANT4 n5 ANT0 | Bottom side | 0.342 | 0.000 | 0.000 | 0.000 | 0.000 | 0.34 | 0.34 | 0.34 |
| | Front side | 0.533 | 0.184 | 0.272 | 0.244 | 0.045 | 0.99 | 0.96 | 0.76 |
| | Back side | 0.533 | 0.354 | 0.399 | 0.469 | 0.065 | 1.29 | 1.36 | 0.95 |
| | Left side | 0.533 | 0.089 | 0.056 | 0.093 | 0.009 | 0.68 | 0.72 | 0.63 |
| | Right side | 0.533 | 0.143 | 0.304 | 0.202 | 0.050 | 0.98 | 0.88 | 0.73 |
| | Top side | 0.533 | 0.000 | 0.212 | 0.468 | 0.035 | 0.75 | 1.00 | 0.57 |
| Bottom side | 0.533 | 0.298 | 0.000 | 0.000 | 0.000 | 0.83 | 0.83 | 0.83 | |

| UL_CA | | SARmax (W/kg) | | | | | Summed SAR | | |
|--|-------------|---------------|-------|-------------------|-----------------|-------|------------|-------|-------|
| | | WWAN | WWAN | WiFi 2.4G Ant6 | WiFi 5G Ant6 | BT | | | |
| | | 1 | 2 | 3 | 4 | 5 | 1+2+3 | 1+2+4 | 1+2+5 |
| LTE Band 2 ANT4 LTE Band 4(66) ANT0 | Front side | 0.526 | 0.286 | 0.272 | 0.244 | 0.045 | 1.08 | 1.06 | 0.86 |
| | Back side | 0.526 | 0.577 | 0.399 | 0.469 | 0.065 | 1.50 | 1.57 | 1.17 |
| | Left side | 0.526 | 0.079 | 0.056 | 0.093 | 0.009 | 0.66 | 0.70 | 0.61 |
| | Right side | 0.526 | 0.090 | 0.304 | 0.202 | 0.050 | 0.92 | 0.82 | 0.67 |
| | Top side | 0.526 | 0.000 | 0.212 | 0.468 | 0.035 | 0.74 | 0.99 | 0.56 |
| | Bottom side | 0.526 | 0.770 | 0.000 | 0.000 | 0.000 | 1.30 | 1.30 | 1.30 |
| LTE Band 4(66) ANT0 LTE Band 7 ANT4 | Front side | 0.286 | 0.533 | 0.272 | 0.244 | 0.045 | 1.09 | 1.06 | 0.86 |
| | Back side | 0.577 | 0.533 | 0.399 | 0.469 | 0.065 | 1.51 | 1.58 | 1.18 |
| | Left side | 0.079 | 0.533 | 0.056 | 0.093 | 0.009 | 0.67 | 0.71 | 0.62 |
| | Right side | 0.090 | 0.533 | 0.304 | 0.202 | 0.050 | 0.93 | 0.83 | 0.67 |
| | Top side | 0.000 | 0.533 | 0.212 | 0.468 | 0.035 | 0.75 | 1.00 | 0.57 |
| | Bottom side | 0.770 | 0.533 | 0.000 | 0.000 | 0.000 | 1.30 | 1.30 | 1.30 |



Unless otherwise agreed in writing, this document is issued by the Company subject to its General Conditions of Service printed overleaf, available on request or accessible at <http://www.sgs.com/en/Terms-and-Conditions.aspx> and, for electronic format documents, subject to Terms and Conditions for Electronic Documents at <http://www.sgs.com/en/Terms-and-Conditions/Terms-e-Documents.aspx>. Attention is drawn to the limitation of liability, indemnification and jurisdiction issues defined therein. Any holder of this document is advised that information contained hereon reflects the Company's findings at the time of its intervention only and within the limits of Client's instructions, if any. The Company's sole responsibility is to its Client and this document does not exonerate parties to a transaction from exercising all their rights and obligations under the transaction documents. This document cannot be reproduced except in full, without prior written approval of the Company. Any unauthorized alteration, forgery or falsification of the content or appearance of this document is unlawful and offenders may be prosecuted to the fullest extent of the law. Unless otherwise stated the results shown in this test report refer only to the sample(s) tested and such sample(s) are retained for 30 days only.

Attention: To check the authenticity of testing/inspection report & certificate, please contact us at telephone: (86-755) 8307 1443, or email: CN.Doccheck@sgs.com

South of No. 6 Plant, No. 1, Purushang Road, Suzhou Industrial Park, Suzhou Area, China (Jiangsu) Pilot Free Trade Zone 215000 t (86-512) 62992980 www.sgsgroup.com.cn
 中国·苏州·中国(江苏)自由贸易试验区苏州片区苏州工业园区润雅路1号的6号厂房南楼 邮编: 215000 t (86-512) 62992980 sgs.china@sgs.com

Simultaneous Transmission SAR Summation Scenario for Product specific 10g SAR:

| Test position | SARmax (W/kg) | | Summed SAR |
|---------------|-----------------|-------------|------------|
| | WiFi 5G Ant6 | NFC Ant8 | |
| | 1 | 2 | |
| Front side | 0.351 | 0.001 | 0.352 |
| Back side | 0.744 | 0.026 | 0.770 |
| Left side | 0.091 | 0.001 | 0.092 |
| Right side | 0.104 | 0.001 | 0.105 |
| Top side | 0.773 | 0.001 | 0.774 |
| Bottom side | - | 0.001 | 0.001 |



Unless otherwise agreed in writing, this document is issued by the Company subject to its General Conditions of Service printed overleaf, available on request or accessible at <http://www.sgs.com/en/Terms-and-Conditions.aspx> and, for electronic format documents, subject to Terms and Conditions for Electronic Documents at <http://www.sgs.com/en/Terms-and-Conditions/Terms-e-Documents.aspx>. Attention is drawn to the limitation of liability, indemnification and jurisdiction issues defined therein. Any holder of this document is advised that information contained hereon reflects the Company's findings at the time of its intervention only and within the limits of Client's instructions, if any. The Company's sole responsibility is to its Client and this document does not exonerate parties to a transaction from exercising all their rights and obligations under the transaction documents. This document cannot be reproduced except in full, without prior written approval of the Company. Any unauthorized alteration, forgery or falsification of the content or appearance of this document is unlawful and offenders may be prosecuted to the fullest extent of the law. Unless otherwise stated the results shown in this test report refer only to the sample(s) tested and such sample(s) are retained for 30 days only.

Attention: To check the authenticity of testing/inspection report & certificate, please contact us at telephone: (86-755) 8307 1443, or email: CN.Doccheck@sgs.com

South of No. 6 Plant, No. 1, Rurong Road, Suzhou Industrial Park, Suzhou Area, China (Jiangsu) Pilot Free Trade Zone 215000 t (86-512) 62992980 www.sgs.com.cn
 中国·苏州·中国(江苏)自由贸易试验区苏州片区苏州工业园区润雅路1号的6号厂房南楼 邮编: 215000 t (86-512) 62992980 sgs.china@sgs.com

9 Equipment list

| Test Platform | | SPEAG DASY8 Professional | | | | |
|-------------------------------------|--|---|---------------|------------------|-------------------------|------------|
| Description | | SAR Test System (Frequency range 10MHz-10GHz) | | | | |
| Software Reference | | DASY8 Module SAR V16.2.0.1425 | | | | |
| Hardware Reference | | | | | | |
| Equipment | Manufacturer | Model | Serial Number | Calibration Date | Due date of calibration | |
| <input checked="" type="checkbox"/> | Twin Phantom | SPEAG | SAM | 2103 | NCR | NCR |
| <input checked="" type="checkbox"/> | Twin Phantom | SPEAG | EL4 | 1143 | NCR | NCR |
| <input checked="" type="checkbox"/> | DAE | SPEAG | DAE4 | 1740 | 2022-08-03 | 2023-08-02 |
| <input checked="" type="checkbox"/> | DAE | SPEAG | DAE4 | 1324 | 2022-10-17 | 2023-10-16 |
| <input checked="" type="checkbox"/> | E-Field Probe | SPEAG | EX3DV4 | 7735 | 2022-08-09 | 2023-08-08 |
| <input checked="" type="checkbox"/> | E-Field Probe | SPEAG | EX3DV4 | 3793 | 2022-09-30 | 2023-09-29 |
| <input checked="" type="checkbox"/> | Validation Kits | SPEAG | CLA13 | 1032 | 2023-02-09 | 2024-02-08 |
| <input checked="" type="checkbox"/> | Validation Kits | SPEAG | D750V3 | 1210 | 2021-09-08 | 2024-09-07 |
| <input checked="" type="checkbox"/> | Validation Kits | SPEAG | D835V2 | 4d161 | 2020-08-28 | 2023-08-27 |
| <input checked="" type="checkbox"/> | Validation Kits | SPEAG | D1750V2 | 1105 | 2020-08-29 | 2023-08-28 |
| <input checked="" type="checkbox"/> | Validation Kits | SPEAG | D1900V2 | 5d114 | 2020-08-27 | 2023-08-26 |
| <input checked="" type="checkbox"/> | Validation Kits | SPEAG | D2450V2 | 922 | 2020-08-27 | 2023-08-26 |
| <input checked="" type="checkbox"/> | Validation Kits | SPEAG | D2600V2 | 1180 | 2021-05-12 | 2024-05-11 |
| <input checked="" type="checkbox"/> | Validation Kits | SPEAG | D3500V2 | 1124 | 2021-05-17 | 2024-05-16 |
| <input checked="" type="checkbox"/> | Validation Kits | SPEAG | D3900V2 | 1071 | 2021-05-20 | 2024-05-19 |
| <input checked="" type="checkbox"/> | Validation Kits | SPEAG | D5GHZV2 | 1313 | 2022-01-25 | 2025-01-24 |
| <input checked="" type="checkbox"/> | Dielectric parameter probes | SPEAG | DAKS-3.5 | 1148 | 2023-03-20 | 2024-03-19 |
| <input checked="" type="checkbox"/> | Vector Network Analyzer and Vector Reflectometer | SPEAG | DAKS_VNA R140 | 21460031 | 2023-03-20 | 2024-03-19 |
| <input checked="" type="checkbox"/> | Dielectric parameter probes | SPEAG | DAKS-12 | 1043 | 2022-06-20 | 2023-06-19 |
| <input checked="" type="checkbox"/> | Vector Network Analyzer and Vector Reflectometer | SPEAG | DAKS_VNA R60 | 21423005 | 2022-06-17 | 2023-06-16 |
| <input checked="" type="checkbox"/> | Universal Radio Communication Tester | R&S | CMW500 | 111637 | 2022-09-26 | 2023-09-26 |
| <input checked="" type="checkbox"/> | RF Bi-Directional Coupler | Agilent | 86205-60001 | MY31400031 | NCR | NCR |
| <input checked="" type="checkbox"/> | Signal Generator | R&S | SMB100A | 182393 | 2023-02-06 | 2024-02-05 |
| <input checked="" type="checkbox"/> | Preamplifier | Qiji | YX28980933 | 202104001 | NCR | NCR |
| <input checked="" type="checkbox"/> | Power Sensor | Keysight | U2002H | MY5639004 | 2022-9-16 | 2023-09-15 |
| <input checked="" type="checkbox"/> | Power Sensor | Keysight | U2002H | MY48200110 | 2022-12-23 | 2023-12-22 |
| <input checked="" type="checkbox"/> | Attenuator | SHX | TS2-3dB | 30704 | NCR | NCR |



Unless otherwise agreed in writing, this document is issued by the Company subject to its General Conditions of Service printed overleaf, available on request or accessible at <http://www.sgs.com/en/Terms-and-Conditions.aspx> and, for electronic format documents, subject to Terms and Conditions for Electronic Documents at <http://www.sgs.com/en/Terms-and-Conditions/Terms-e-Documents.aspx>. Attention is drawn to the limitation of liability, indemnification and jurisdiction issues defined therein. Any holder of this document is advised that information contained hereon reflects the Company's findings at the time of its intervention only and within the limits of Client's instructions, if any. The Company's sole responsibility is to its Client and this document does not exonerate parties to a transaction from exercising all their rights and obligations under the transaction documents. This document cannot be reproduced except in full, without prior written approval of the Company. Any unauthorized alteration, forgery or falsification of the content or appearance of this document is unlawful and offenders may be prosecuted to the fullest extent of the law. Unless otherwise stated the results shown in this test report refer only to the sample(s) tested and such sample(s) are retained for 30 days only.

Attention: To check the authenticity of testing/inspection report & certificate, please contact us at telephone: (86-755) 8307 1443, or email: CN.Doccheck@sgs.com

South of No. 6 Plant, No. 1, Rurong Road, Suzhou Industrial Park, Suzhou Area, China (Jiangsu) Pilot Free Trade Zone 215000 t (86-512) 62992980 www.sgs.com.cn
 中国·苏州·中国(江苏)自由贸易试验区苏州片区苏州工业园区润融路1号厂房南楼 邮编: 215000 t (86-512) 62992980 sgs.china@sgs.com

| | | | | | | |
|-------------------------------------|------------------------------------|---------------|-------------|--------------|------------|------------|
| <input checked="" type="checkbox"/> | Coaxial low pass filter | Mini-Circuits | VLF-2500(+) | NA | NCR | NCR |
| <input checked="" type="checkbox"/> | Coaxial low pass filter | Microlab Fxr | LA-F13 | NA | NCR | NCR |
| <input checked="" type="checkbox"/> | DC POWER SUPPLY | SAKO | SK1730SL5A | NA | NCR | NCR |
| <input checked="" type="checkbox"/> | Speed reading thermometer | LKM | DTM3000 | SUW201-30-01 | 2022-09-19 | 2023-09-18 |
| <input checked="" type="checkbox"/> | Humidity and Temperature Indicator | MingGao | MingGao | NA | 2022-09-19 | 2023-09-18 |

Note: All the equipments are within the valid period when the tests are performed.

10 Calibration certificate

Please see the Appendix C

11 Photographs

Please see the Appendix D

Appendix A: Detailed System Check Results

Appendix B: Detailed Test Results

Appendix C: Calibration certificate

Appendix D: Photographs

Appendix E: Conducted RF Output Power

---END---



Unless otherwise agreed in writing, this document is issued by the Company subject to its General Conditions of Service printed overleaf, available on request or accessible at <http://www.sgs.com/en/Terms-and-Conditions.aspx> and, for electronic format documents, subject to Terms and Conditions for Electronic Documents at <http://www.sgs.com/en/Terms-and-Conditions/Terms-e-Documents.aspx>. Attention is drawn to the limitation of liability, indemnification and jurisdiction issues defined therein. Any holder of this document is advised that information contained hereon reflects the Company's findings at the time of its intervention only and within the limits of Client's instructions, if any. The Company's sole responsibility is to its Client and this document does not exonerate parties to a transaction from exercising all their rights and obligations under the transaction documents. This document cannot be reproduced except in full, without prior written approval of the Company. Any unauthorized alteration, forgery or falsification of the content or appearance of this document is unlawful and offenders may be prosecuted to the fullest extent of the law. Unless otherwise stated the results shown in this test report refer only to the sample(s) tested and such sample(s) are retained for 30 days only.

Attention: To check the authenticity of testing /inspection report & certificate, please contact us at telephone: (86-755) 8307 1443, or email: CN.Doccheck@sgs.com

South of No. 6 Plant, No. 1, Rurong Road, Suzhou Industrial Park, Suzhou Area, China (Jiangsu) Pilot Free Trade Zone 215000
 中国·苏州·中国(江苏)自由贸易试验区苏州片区苏州工业园区润雅路1号的6号厂房南楼 邮编: 215000

t (86-512) 62992980 www.sgs.com.cn
 t (86-512) 62992980 sgs.china@sgs.com