

Appendix B

Detailed Test Results

1. GSM
GSM850 for Head & Body
GSM1900 for Head & Body
2. WCDMA
WCDMA Band II for Head & Body
WCDMA Band IV for Head & Body
WCDMA Band V for Head & Body
3. LTE
LTE Band 2 for Head & Body
LTE Band 7 for Head & Body
LTE Band 66 for Head & Body
LTE Band 12 for Head & Body
LTE Band 13 for Head & Body
LTE Band 26 for Head & Body
LTE Band 41 for Head & Body
4. NR
NR Band n5 for Head & Body
NR Band n7 for Head & Body
NR Band n41 for Head & Body
NR Band n66 for Head & Body
NR Band n77 for Head & Body
5. WIFI
WIFI 2.4G for Head & Body
WIFI 5G for Head & Body
6. BT
BT for Head & Body
7. NFC
NFC for Body

Measurement Report for Device, CHEEK, GSM 850, GSM-FDD (TDMA, GMSK), Channel 190 (836.6 MHz)

Communication System: GSM 850; Frequency: 836.6

Medium: HSL. Medium parameters used: $f = 836.6$ MHz; $\sigma = 0.914$ S/m; $\epsilon_r = 43.6$

DASY8 Configuration:

- Probe: EX3DV4 - SN7735; ConvF(9.95, 9.95, 9.95); Calibrated: 2022-08-09
- Sensor-Surface: 1.4 mm
- Electronics: DAE4 Sn1740; Calibrated: 2022-08-03
- Phantom: Twin-SAM V8.0 (30deg probe tilt); Serial: 2103
- Measurement Software: cDASY8 V16.2.0.1425

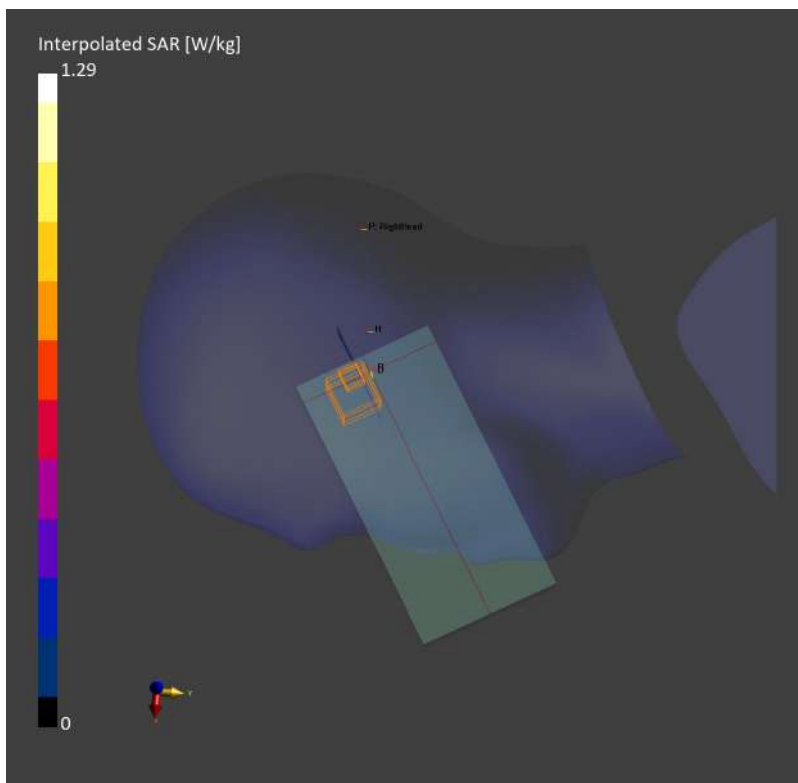
Area Scan (120.0 mm x 210.0 mm): Measurement Grid: 15.0 mm x 15.0 mm

SAR (1g) = 0.542 W/kg; SAR (10g) = 0.373 W/kg;

Zoom Scan (30.0 mm x 30.0 mm x 30.0 mm): Measurement Grid: 6.0 mm x 6.0 mm x 1.5 mm

Power Drift = -0.06 dB

SAR (1g) = 0.540 W/kg; SAR (10g) = 0.340 W/kg;



Measurement Report for Device, BACK, GSM 850, GSM-FDD (TDMA, GMSK), Channel 190 (836.6 MHz)

Communication System: GSM 850; Frequency: 836.6

Medium: HSL. Medium parameters used: $f = 836.6$ MHz; $\sigma = 0.914$ S/m; $\epsilon_r = 43.6$

DASY8 Configuration:

- Probe: EX3DV4 - SN7735; ConvF(9.95, 9.95, 9.95); Calibrated: 2022-08-09
- Sensor-Surface: 1.4 mm
- Electronics: DAE4 Sn1740; Calibrated: 2022-08-03
- Phantom: Twin-SAM V8.0 (30deg probe tilt); Serial: 2103
- Measurement Software: cDASY8 V16.2.0.1425

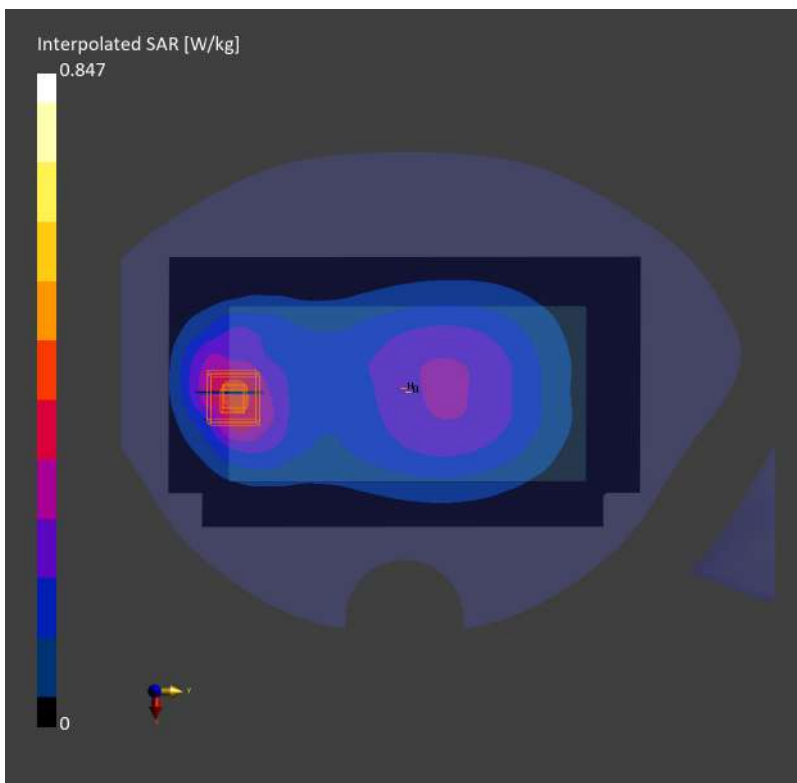
Area Scan (120.0 mm x 210.0 mm): Measurement Grid: 15.0 mm x 15.0 mm

SAR (1g) = 0.406 W/kg; SAR (10g) = 0.257 W/kg;

Zoom Scan (30.0 mm x 30.0 mm x 30.0 mm): Measurement Grid: 6.0 mm x 6.0 mm x 1.5 mm

Power Drift = -0.08 dB

SAR (1g) = 0.423 W/kg; SAR (10g) = 0.234 W/kg;



Measurement Report for Device, TILT, PCS 1900, GSM-FDD (TDMA, GMSK), Channel 810 (1909.8 MHz)

Communication System: PCS 1900; Frequency: 1909.8

Medium: HSL. Medium parameters used: $f= 1909.8$ MHz; $\sigma= 1.44$ S/m; $\epsilon_r = 41.7$

DASY8 Configuration:

- Probe: EX3DV4 - SN3793; ConvF(7.97, 7.97, 7.97); Calibrated: 2022-09-30
- Sensor-Surface: 1.4 mm
- Electronics: DAE4 Sn1740; Calibrated: 2022-08-03
- Phantom: Twin-SAM V8.0 (30deg probe tilt); Serial: 2103
- Measurement Software: cDASY8 V16.2.0.1425

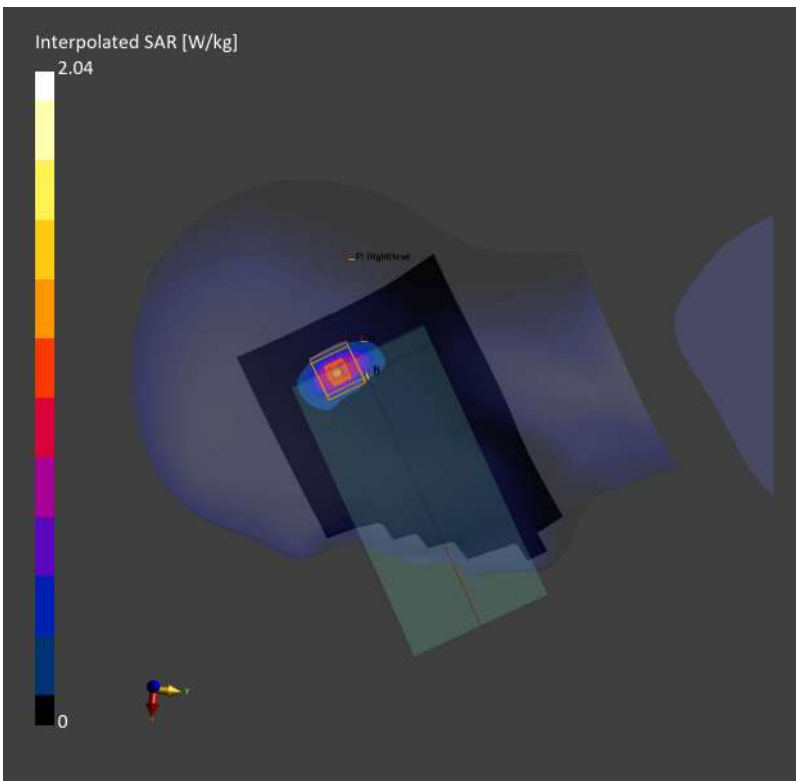
Area Scan (120.0 mm x 210.0 mm): Measurement Grid: 15.0 mm x 15.0 mm

SAR (1g) = 0.897 W/kg; SAR (10g) = 0.393 W/kg;

Zoom Scan (30.0 mm x 30.0 mm x 30.0 mm): Measurement Grid: 5.5 mm x 5.5 mm x 1.5 mm

Power Drift = -0.06 dB

SAR (1g) = 0.878 W/kg; SAR (10g) = 0.376 W/kg;



Measurement Report for Device, EDGE TOP, PCS 1900, GSM-FDD (TDMA, GMSK), Channel 810 (1909.8 MHz)

Communication System: PCS 1900; Frequency: 1909.8

Medium: HSL. Medium parameters used: $f= 1909.8$ MHz; $\sigma= 1.44$ S/m; $\epsilon_r = 41.7$

DASY8 Configuration:

- Probe: EX3DV4 - SN3793; ConvF(7.97, 7.97, 7.97); Calibrated: 2022-09-30
- Sensor-Surface: 1.4 mm
- Electronics: DAE4 Sn1740; Calibrated: 2022-08-03
- Phantom: Twin-SAM V8.0 (30deg probe tilt); Serial: 2103
- Measurement Software: cDASY8 V16.2.0.1425

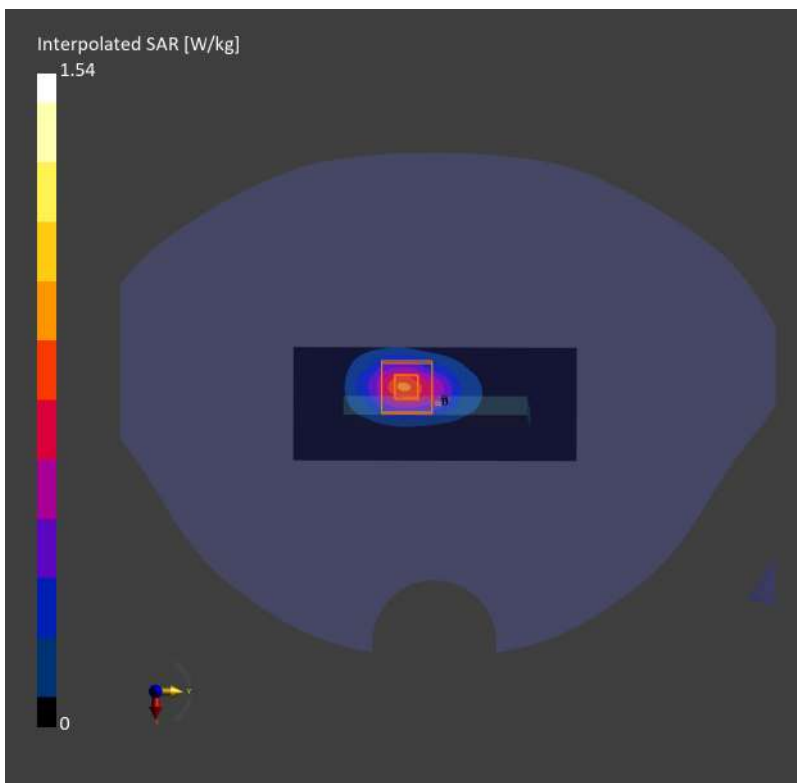
Area Scan (48.0 mm x 120.0 mm): Measurement Grid: 8.0 mm x 15.0 mm

SAR (1g) = 0.711 W/kg; SAR (10g) = 0.346 W/kg;

Zoom Scan (30.0 mm x 30.0 mm x 30.0 mm): Measurement Grid: 6.0 mm x 6.0 mm x 1.5 mm

Power Drift = -0.10 dB

SAR (1g) = 0.750 W/kg; SAR (10g) = 0.357 W/kg;



Measurement Report for Device, BACK, PCS 1900, GSM-FDD (TDMA, GMSK), Channel 661 (1880.0 MHz)

Communication System: PCS 1900; Frequency: 1880.0

Medium: HSL. Medium parameters used: $f = 1880.0$ MHz; $\sigma = 1.42$ S/m; $\epsilon_r = 41.7$

DASY8 Configuration:

- Probe: EX3DV4 - SN3793; ConvF(7.97, 7.97, 7.97); Calibrated: 2022-09-30
- Sensor-Surface: 1.4 mm
- Electronics: DAE4 Sn1740; Calibrated: 2022-08-03
- Phantom: Twin-SAM V8.0 (30deg probe tilt); Serial: 2103
- Measurement Software: cDASY8 V16.2.0.1425

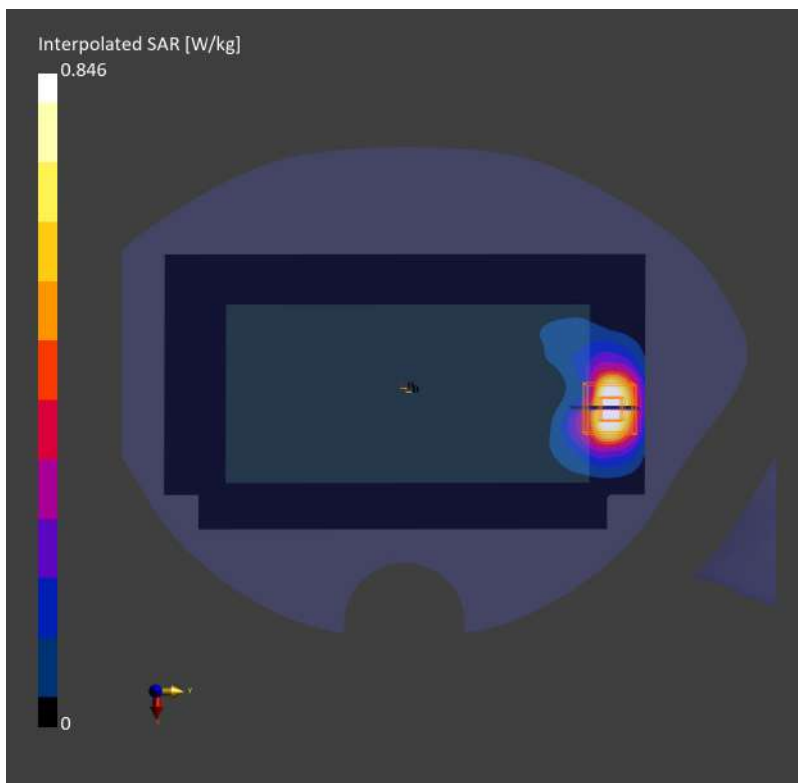
Area Scan (120.0 mm x 210.0 mm): Measurement Grid: 15.0 mm x 15.0 mm

SAR (1g) = 0.479 W/kg; SAR (10g) = 0.264 W/kg;

Zoom Scan (30.0 mm x 30.0 mm x 30.0 mm): Measurement Grid: 6.0 mm x 6.0 mm x 1.5 mm

Power Drift = -0.01 dB

SAR (1g) = 0.526 W/kg; SAR (10g) = 0.287 W/kg;



Measurement Report for Device, TILT, Band 2, UMTS-FDD (DC-HSDPA), Channel 9538 (1907.6 MHz)

Communication System: Band 2; Frequency: 1907.6

Medium: HSL. Medium parameters used: $f= 1907.6$ MHz; $\sigma= 1.44$ S/m; $\epsilon_r = 41.7$

DASY8 Configuration:

- Probe: EX3DV4 - SN3793; ConvF(7.97, 7.97, 7.97); Calibrated: 2022-09-30
- Sensor-Surface: 1.4 mm
- Electronics: DAE4 Sn1740; Calibrated: 2022-08-03
- Phantom: Twin-SAM V8.0 (30deg probe tilt); Serial: 2103
- Measurement Software: cDASY8 V16.2.0.1425

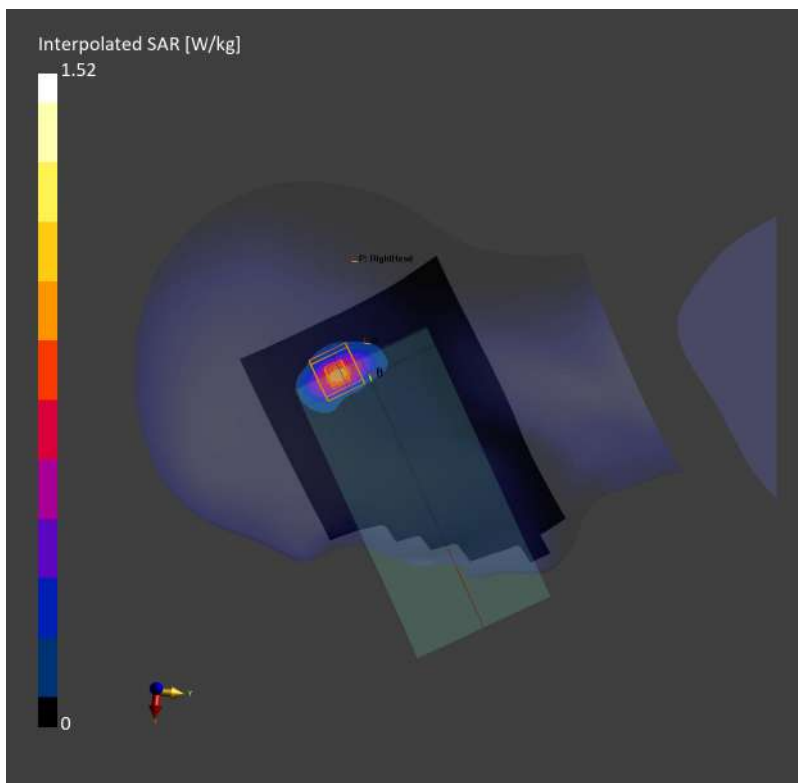
Area Scan (120.0 mm x 210.0 mm): Measurement Grid: 15.0 mm x 15.0 mm

SAR (1g) = 0.734 W/kg; SAR (10g) = 0.324 W/kg;

Zoom Scan (30.0 mm x 30.0 mm x 30.0 mm): Measurement Grid: 5.5 mm x 5.5 mm x 1.5 mm

Power Drift = -0.04 dB

SAR (1g) = 0.707 W/kg; SAR (10g) = 0.316 W/kg;



Measurement Report for Device, EDGE TOP, Band 2, UMTS-FDD (DC-HSDPA), Channel 9538 (1907.6 MHz)

Communication System: Band 2; Frequency: 1907.6

Medium: HSL. Medium parameters used: $f= 1907.6$ MHz; $\sigma= 1.44$ S/m; $\epsilon_r = 41.7$

DASY8 Configuration:

- Probe: EX3DV4 - SN3793; ConvF(7.97, 7.97, 7.97); Calibrated: 2022-09-30
- Sensor-Surface: 1.4 mm
- Electronics: DAE4 Sn1740; Calibrated: 2022-08-03
- Phantom: Twin-SAM V8.0 (30deg probe tilt); Serial: 2103
- Measurement Software: cDASY8 V16.2.0.1425

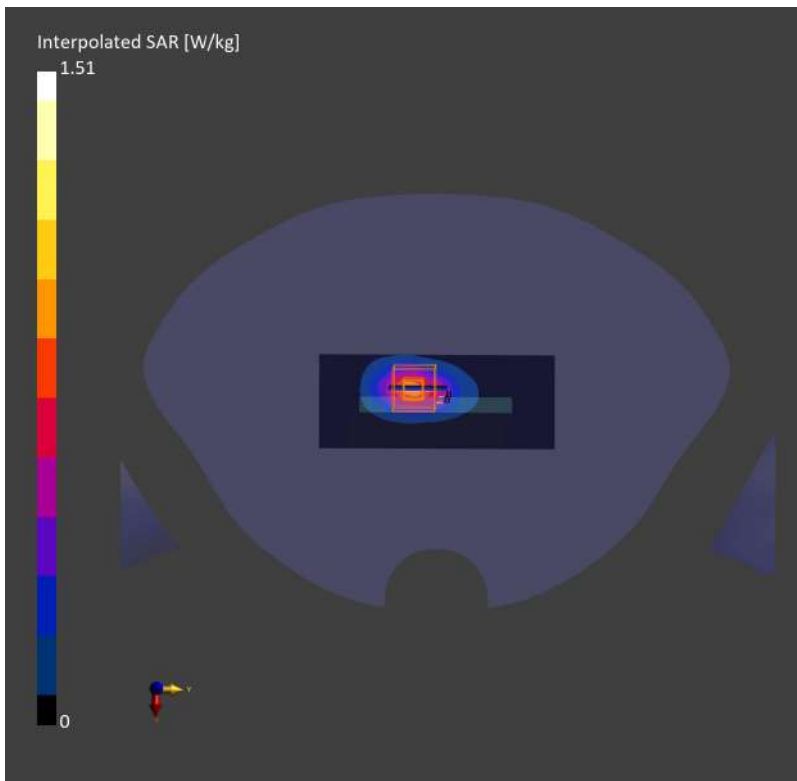
Area Scan (48.0 mm x 120.0 mm): Measurement Grid: 8.0 mm x 15.0 mm

SAR (1g) = 0.756 W/kg; SAR (10g) = 0.372 W/kg;

Zoom Scan (30.0 mm x 30.0 mm x 30.0 mm): Measurement Grid: 6.0 mm x 6.0 mm x 1.5 mm

Power Drift = 0.02 dB

SAR (1g) = 0.768 W/kg; SAR (10g) = 0.372 W/kg;



Measurement Report for Device, BACK, Band 2, UMTS-FDD (DC-HSDPA), Channel 9538 (1907.6 MHz)

Communication System: Band 2; Frequency: 1907.6

Medium: HSL. Medium parameters used: $f= 1907.6$ MHz; $\sigma= 1.44$ S/m; $\epsilon_r = 41.7$

DASY8 Configuration:

- Probe: EX3DV4 - SN3793; ConvF(7.97, 7.97, 7.97); Calibrated: 2022-09-30
- Sensor-Surface: 1.4 mm
- Electronics: DAE4 Sn1740; Calibrated: 2022-08-03
- Phantom: Twin-SAM V8.0 (30deg probe tilt); Serial: 2103
- Measurement Software: cDASY8 V16.2.0.1425

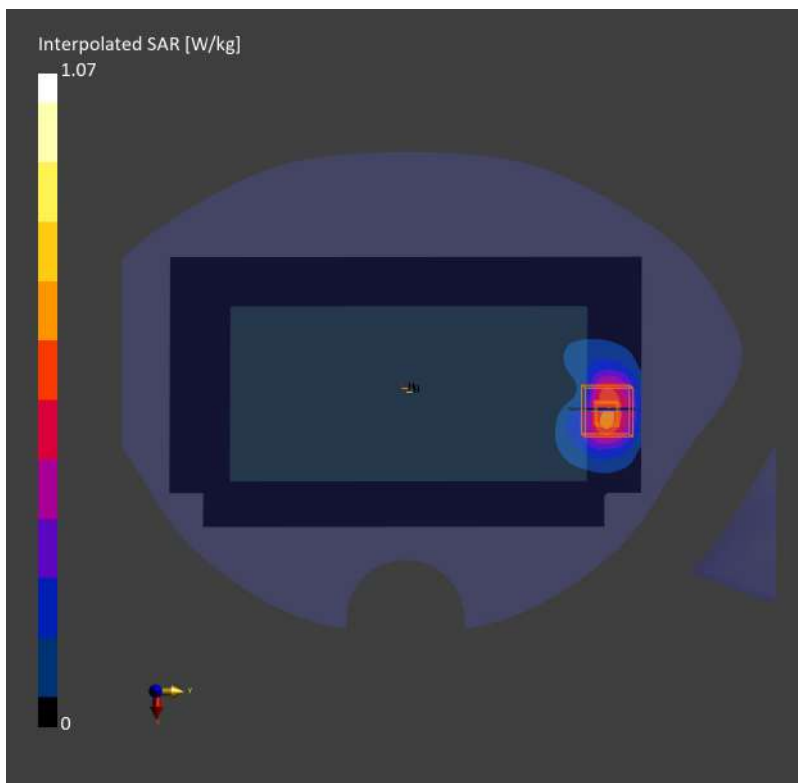
Area Scan (120.0 mm x 210.0 mm): Measurement Grid: 15.0 mm x 15.0 mm

SAR (1g) = 0.680 W/kg; SAR (10g) = 0.365 W/kg;

Zoom Scan (30.0 mm x 30.0 mm x 30.0 mm): Measurement Grid: 6.0 mm x 6.0 mm x 1.5 mm

Power Drift = -0.09 dB

SAR (1g) = 0.666 W/kg; SAR (10g) = 0.368 W/kg;



Measurement Report for Device, TILT, Band 4, UMTS-FDD (DC-HSDPA), Channel 1412 (1732.4 MHz)

Communication System: Band 4; Frequency: 1732.4

Medium: HSL. Medium parameters used: $f = 1732.4$ MHz; $\sigma = 1.33$ S/m; $\epsilon_r = 42.0$

DASY8 Configuration:

- Probe: EX3DV4 - SN3793; ConvF(8.17, 8.17, 8.17); Calibrated: 2022-09-30
- Sensor-Surface: 1.4 mm
- Electronics: DAE4 Sn1740; Calibrated: 2022-08-03
- Phantom: Twin-SAM V8.0 (30deg probe tilt); Serial: 2103
- Measurement Software: cDASY8 V16.2.0.1425

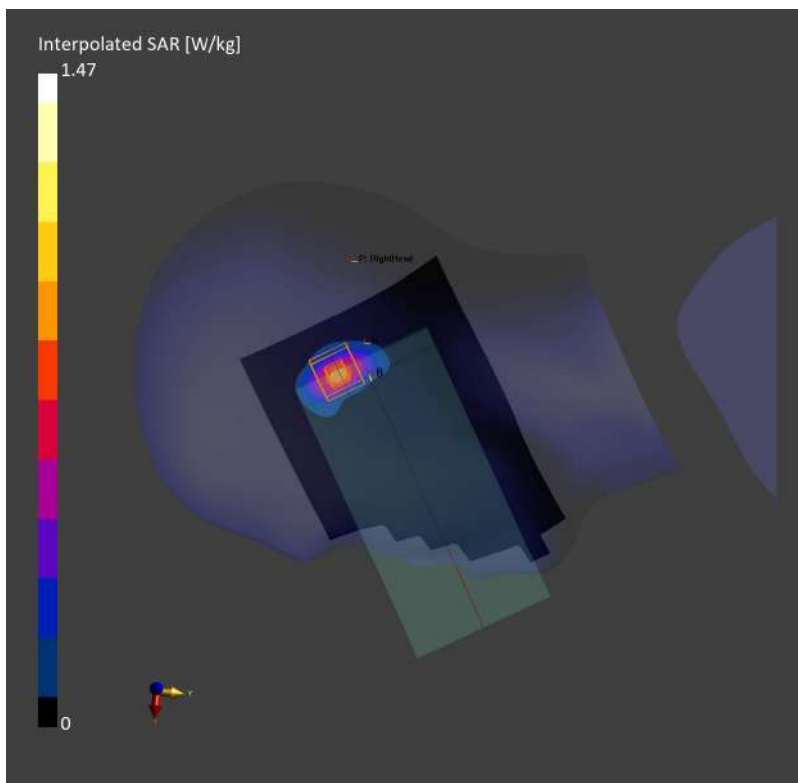
Area Scan (120.0 mm x 210.0 mm): Measurement Grid: 15.0 mm x 15.0 mm

SAR (1g) = 0.715 W/kg; SAR (10g) = 0.327 W/kg;

Zoom Scan (30.0 mm x 30.0 mm x 30.0 mm): Measurement Grid: 5.6 mm x 5.6 mm x 1.5 mm

Power Drift = -0.05 dB

SAR (1g) = 0.697 W/kg; SAR (10g) = 0.318 W/kg;



Measurement Report for Device, EDGE TOP, Band 4, UMTS-FDD (DC-HSDPA), Channel 1412 (1732.4 MHz)

Communication System: Band 4; Frequency: 1732.4

Medium: HSL. Medium parameters used: $f = 1732.4$ MHz; $\sigma = 1.33$ S/m; $\epsilon_r = 42.0$

DASY8 Configuration:

- Probe: EX3DV4 - SN3793; ConvF(8.17, 8.17, 8.17); Calibrated: 2022-09-30
- Sensor-Surface: 1.4 mm
- Electronics: DAE4 Sn1740; Calibrated: 2022-08-03
- Phantom: Twin-SAM V8.0 (30deg probe tilt); Serial: 2103
- Measurement Software: cDASY8 V16.2.0.1425

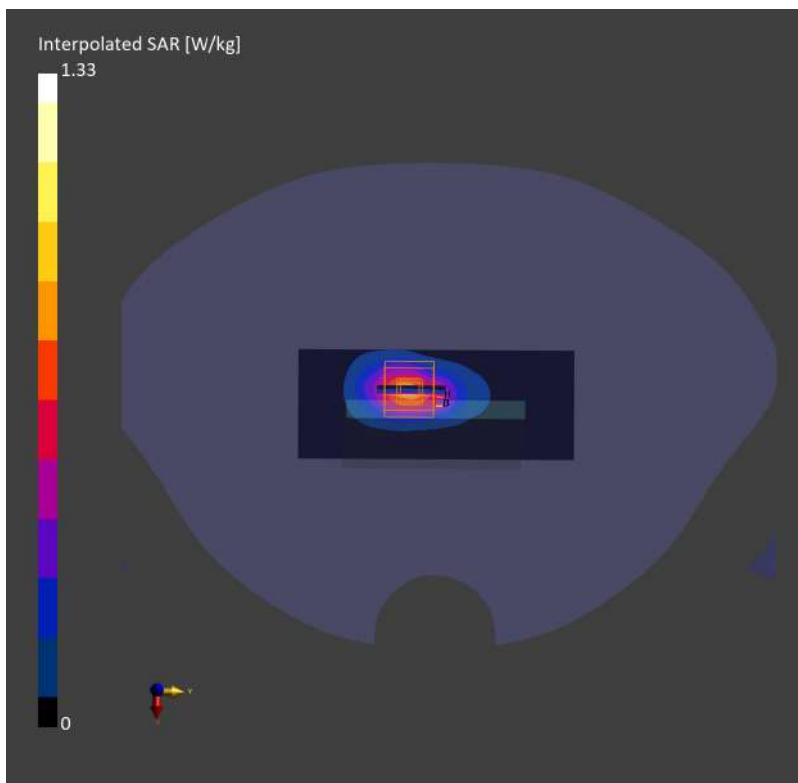
Area Scan (48.0 mm x 120.0 mm): Measurement Grid: 8.0 mm x 15.0 mm

SAR (1g) = 0.789 W/kg; SAR (10g) = 0.423 W/kg;

Zoom Scan (30.0 mm x 30.0 mm x 30.0 mm): Measurement Grid: 6.0 mm x 6.0 mm x 1.5 mm

Power Drift = -0.05 dB

SAR (1g) = 0.819 W/kg; SAR (10g) = 0.441 W/kg;



Measurement Report for Device, FRONT, Band 4, UMTS-FDD (DC-HSDPA), Channel 1412 (1732.4 MHz)

Communication System: Band 4; Frequency: 1732.4

Medium: HSL. Medium parameters used: $f=1732.4$ MHz; $\sigma=1.33$ S/m; $\epsilon_r=42.0$

DASY8 Configuration:

- Probe: EX3DV4 - SN3793; ConvF(8.17, 8.17, 8.17); Calibrated: 2022-09-30
- Sensor-Surface: 1.4 mm
- Electronics: DAE4 Sn1740; Calibrated: 2022-08-03
- Phantom: Twin-SAM V8.0 (30deg probe tilt); Serial: 2103
- Measurement Software: cDASY8 V16.2.0.1425

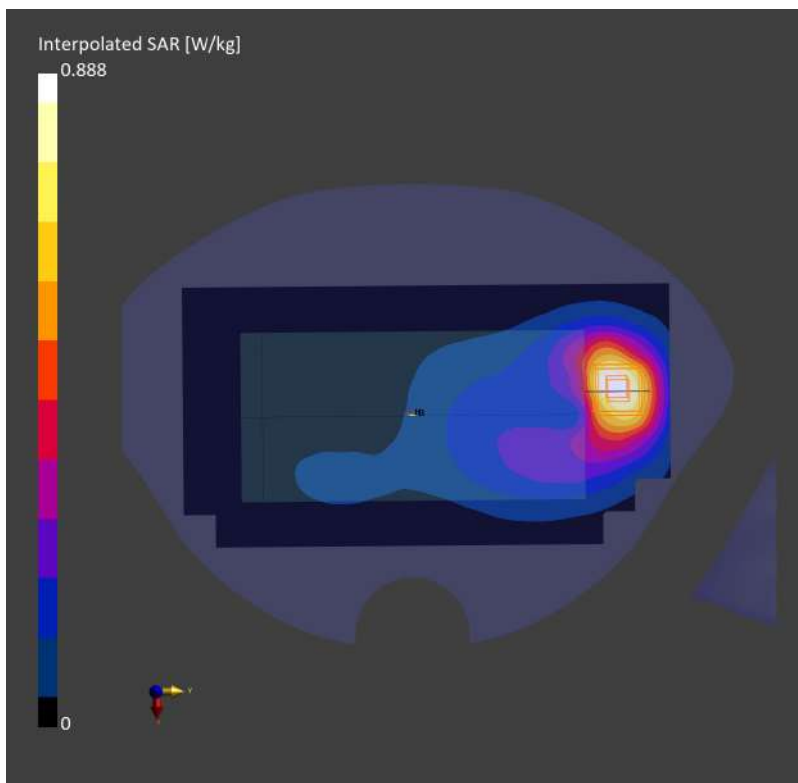
Area Scan (120.0 mm x 210.0 mm): Measurement Grid: 15.0 mm x 15.0 mm

SAR (1g) = 0.658 W/kg; SAR (10g) = 0.348 W/kg;

Zoom Scan (30.0 mm x 30.0 mm x 30.0 mm): Measurement Grid: 6.0 mm x 6.0 mm x 1.5 mm

Power Drift = 0.06 dB

SAR (1g) = 0.651 W/kg; SAR (10g) = 0.343 W/kg;



Measurement Report for Device, CHEEK, Band 5, UMTS-FDD (DC-HSDPA), Channel 4182 (836.4 MHz)

Communication System: Band 5; Frequency: 836.4

Medium: HSL. Medium parameters used: $f = 836.4$ MHz; $\sigma = 0.914$ S/m; $\epsilon_r = 43.6$

DASY8 Configuration:

- Probe: EX3DV4 - SN7735; ConvF(9.95, 9.95, 9.95); Calibrated: 2022-08-09
- Sensor-Surface: 1.4 mm
- Electronics: DAE4 Sn1740; Calibrated: 2022-08-03
- Phantom: Twin-SAM V8.0 (30deg probe tilt); Serial: 2103
- Measurement Software: cDASY8 V16.2.0.1425


Area Scan (120.0 mm x 210.0 mm): Measurement Grid: 15.0 mm x 15.0 mm

SAR (1g) = 0.767 W/kg; SAR (10g) = 0.505 W/kg;

Zoom Scan (30.0 mm x 30.0 mm x 30.0 mm): Measurement Grid: 6.0 mm x 6.0 mm x 1.5 mm

Power Drift = -0.18 dB

SAR (1g) = 0.751 W/kg; SAR (10g) = 0.483 W/kg;



Measurement Report for Device, BACK, Band 5, UMTS-FDD (DC-HSDPA), Channel 4182 (836.4 MHz)

Communication System: Band 5; Frequency: 836.4

Medium: HSL. Medium parameters used: $f = 836.4$ MHz; $\sigma = 0.914$ S/m; $\epsilon_r = 43.6$

DASY8 Configuration:

- Probe: EX3DV4 - SN7735; ConvF(9.95, 9.95, 9.95); Calibrated: 2022-08-09
- Sensor-Surface: 1.4 mm
- Electronics: DAE4 Sn1740; Calibrated: 2022-08-03
- Phantom: Twin-SAM V8.0 (30deg probe tilt); Serial: 2103
- Measurement Software: cDASY8 V16.2.0.1425

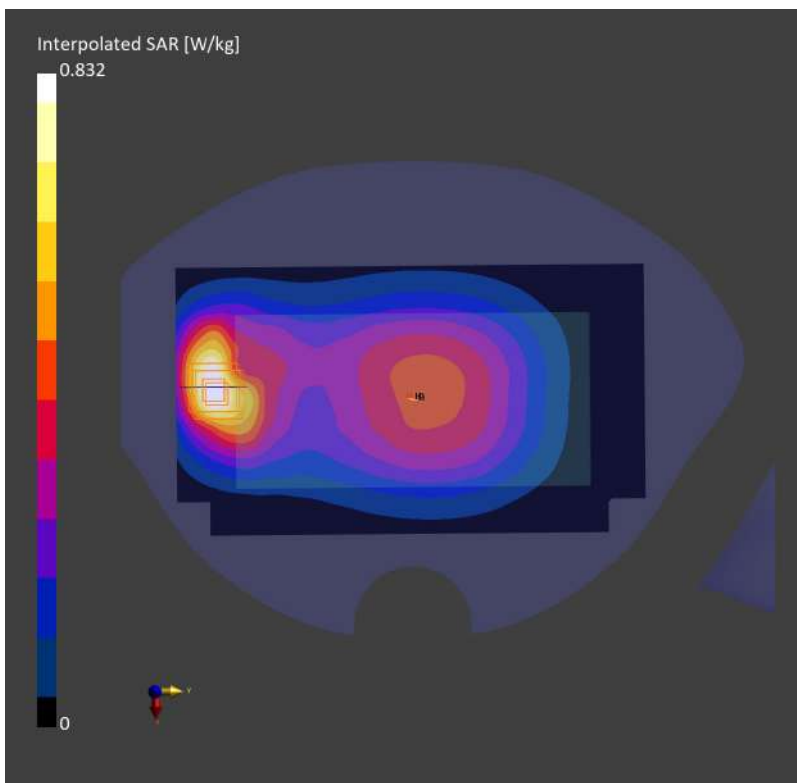
Area Scan (120.0 mm x 210.0 mm): Measurement Grid: 15.0 mm x 15.0 mm

SAR (1g) = 0.406 W/kg; SAR (10g) = 0.247 W/kg;

Zoom Scan (30.0 mm x 30.0 mm x 30.0 mm): Measurement Grid: 6.0 mm x 6.0 mm x 1.5 mm

Power Drift = 0.03 dB

SAR (1g) = 0.382 W/kg; SAR (10g) = 0.201 W/kg;



Measurement Report for Device, TILT, Band 2, LTE-FDD (SC-FDMA, 50% RB, 20 MHz, QPSK) RBPosition:Mid AntennaCfg:SISO, Channel 18900 (1880.0 MHz)

Communication System: Band 2; Frequency: 1880.0

Medium: HSL. Medium parameters used: $f = 1880.0$ MHz; $\sigma = 1.42$ S/m; $\epsilon_r = 41.7$

DASY8 Configuration:

- Probe: EX3DV4 - SN3793; ConvF(7.97, 7.97, 7.97); Calibrated: 2022-09-30
- Sensor-Surface: 1.4 mm
- Electronics: DAE4 Sn1740; Calibrated: 2022-08-03
- Phantom: Twin-SAM V8.0 (30deg probe tilt); Serial: 2103
- Measurement Software: cDASY8 V16.2.0.1425

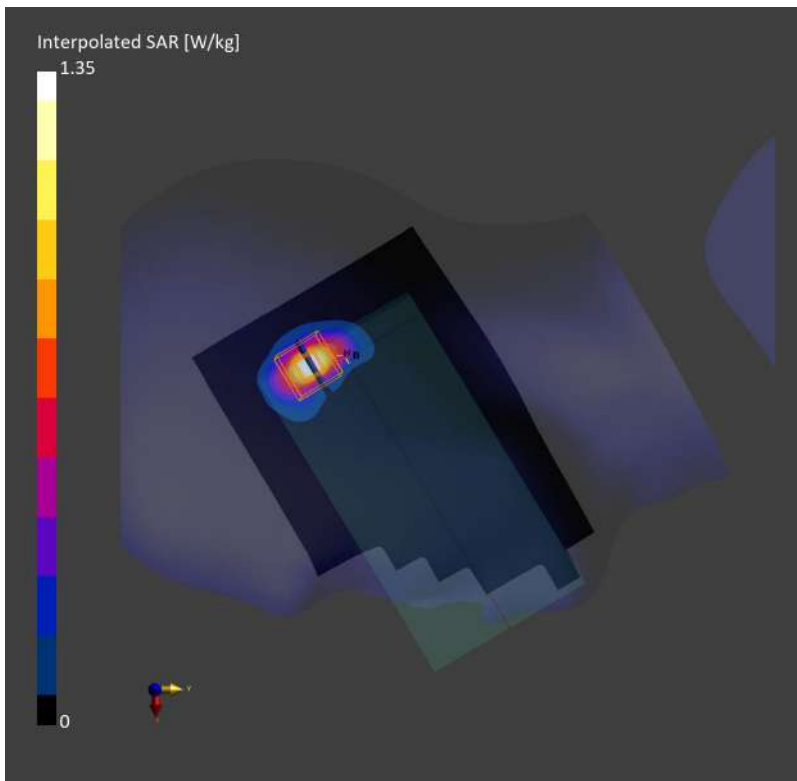
Area Scan (120.0 mm x 210.0 mm): Measurement Grid: 15.0 mm x 15.0 mm

SAR (1g) = 0.625 W/kg; SAR (10g) = 0.275 W/kg;

Zoom Scan (30.0 mm x 30.0 mm x 30.0 mm): Measurement Grid: 5.5 mm x 5.5 mm x 1.5 mm

Power Drift = 0.04 dB

SAR (1g) = 0.619 W/kg; SAR (10g) = 0.276 W/kg;



Measurement Report for Device, EDGE TOP, Band 2, LTE-FDD (SC-FDMA, 50% RB, 20 MHz, QPSK) RBPosition:Mid AntennaCfg:SISO, Channel 19100 (1900.0 MHz)

Communication System: Band 2; Frequency: 1900.0

Medium: HSL. Medium parameters used: $f= 1900.0$ MHz; $\sigma= 1.44$ S/m; $\epsilon_r = 41.7$

DASY8 Configuration:

- Probe: EX3DV4 - SN3793; ConvF(7.97, 7.97, 7.97); Calibrated: 2022-09-30
- Sensor-Surface: 1.4 mm
- Electronics: DAE4 Sn1740; Calibrated: 2022-08-03
- Phantom: Twin-SAM V8.0 (30deg probe tilt); Serial: 2103
- Measurement Software: cDASY8 V16.2.0.1425

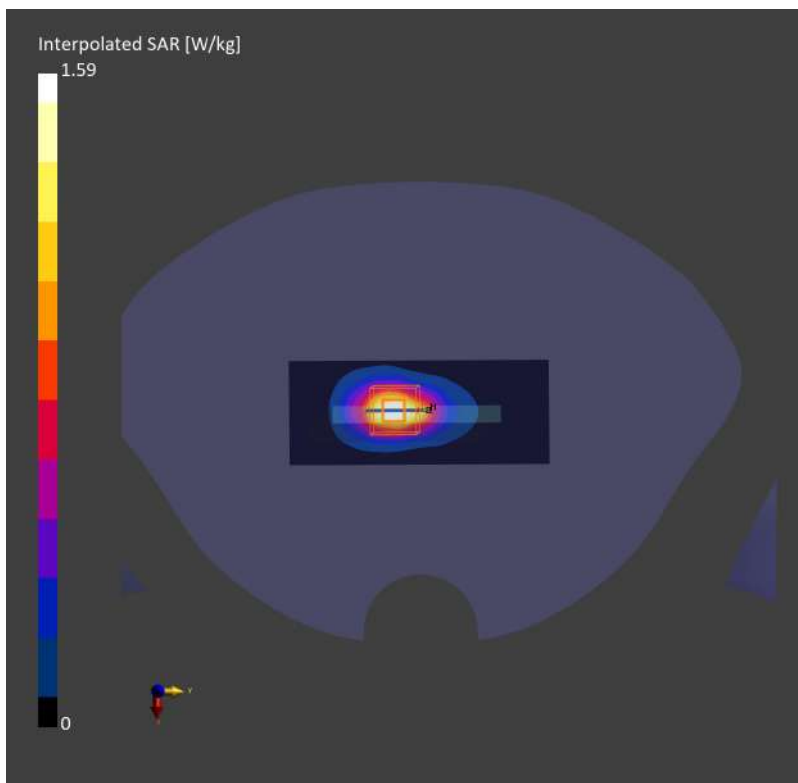
Area Scan (48.0 mm x 120.0 mm): Measurement Grid: 8.0 mm x 15.0 mm

SAR (1g) = 0.795 W/kg; SAR (10g) = 0.390 W/kg;

Zoom Scan (30.0 mm x 30.0 mm x 30.0 mm): Measurement Grid: 6.0 mm x 6.0 mm x 1.5 mm

Power Drift = -0.03 dB

SAR (1g) = 0.806 W/kg; SAR (10g) = 0.392 W/kg;



Measurement Report for Device, BACK, Band 2, LTE-FDD (SC-FDMA, 50% RB, 20 MHz, QPSK) RBPosition:Mid AntennaCfg:SISO, Channel 18900 (1880.0 MHz)

Communication System: Band 2; Frequency: 1880.0

Medium: HSL. Medium parameters used: $f = 1880.0$ MHz; $\sigma = 1.42$ S/m; $\epsilon_r = 41.7$

DASY8 Configuration:

- Probe: EX3DV4 - SN3793; ConvF(7.97, 7.97, 7.97); Calibrated: 2022-09-30
- Sensor-Surface: 1.4 mm
- Electronics: DAE4 Sn1740; Calibrated: 2022-08-03
- Phantom: Twin-SAM V8.0 (30deg probe tilt); Serial: 2103
- Measurement Software: cDASY8 V16.2.0.1425

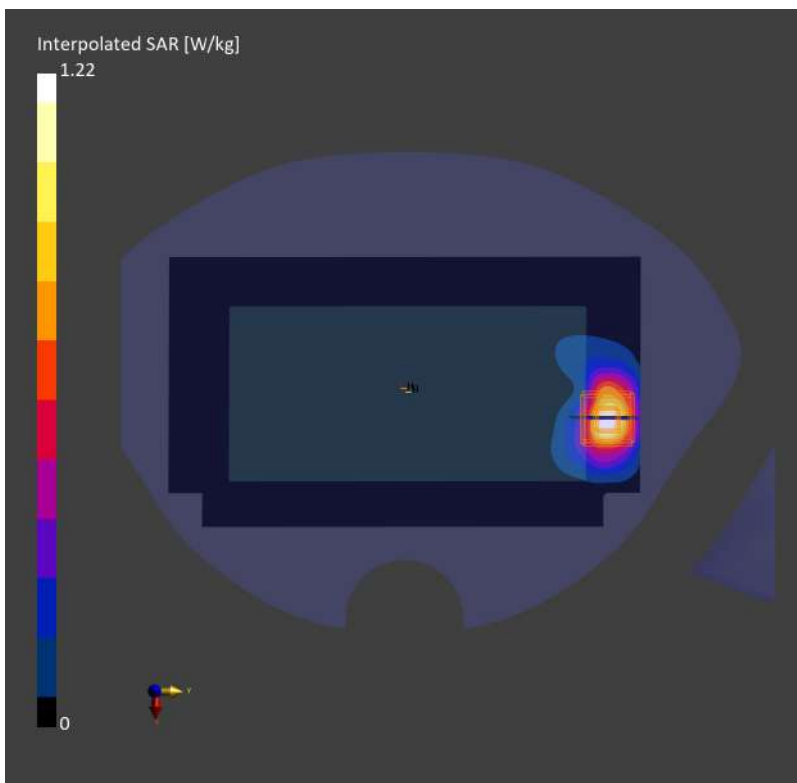
Area Scan (120.0 mm x 210.0 mm): Measurement Grid: 15.0 mm x 15.0 mm

SAR (1g) = 0.614 W/kg; SAR (10g) = 0.308 W/kg;

Zoom Scan (30.0 mm x 30.0 mm x 30.0 mm): Measurement Grid: 6.0 mm x 6.0 mm x 1.5 mm

Power Drift = -0.14 dB

SAR (1g) = 0.551 W/kg; SAR (10g) = 0.259 W/kg;



Date: 2023-05-18

Measurement Report for Device, CHEEK, Band 7, LTE-FDD (SC-FDMA, 1 RB, 20 MHz, QPSK) RBPosition:Mid AntennaCfg:SISO, Channel 21100 (2535.0 MHz)

Communication System: Band 7; Frequency: 2535.0

Medium: HSL. Medium parameters used: $f = 2535.0$ MHz; $\sigma = 1.89$ S/m; $\epsilon_r = 40.8$

DASY8 Configuration:

- Probe: EX3DV4 - SN7735; ConvF(7.82, 7.82, 7.82); Calibrated: 2022-08-09
- Sensor-Surface: 1.4 mm
- Electronics: DAE4 Sn1740; Calibrated: 2022-08-03
- Phantom: Twin-SAM V8.0 (30deg probe tilt); Serial: 2103
- Measurement Software: cDASY8 V16.2.0.1425

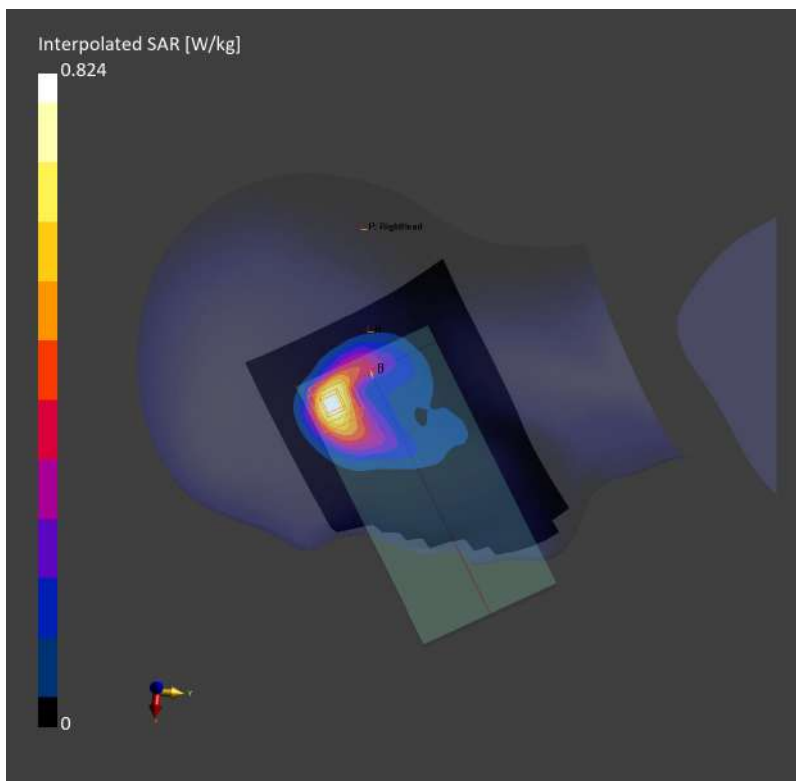
Area Scan (120.0 mm x 200.0 mm): Measurement Grid: 10.0 mm x 10.0 mm

SAR (1g) = 0.627 W/kg; SAR (10g) = 0.310 W/kg;

Zoom Scan (30.0 mm x 30.0 mm x 30.0 mm): Measurement Grid: 5.0 mm x 5.0 mm x 1.5 mm

Power Drift = -0.09 dB

SAR (1g) = 0.592 W/kg; SAR (10g) = 0.232 W/kg;



Measurement Report for Device, EDGE LEFT, Band 7, LTE-FDD (SC-FDMA, 1 RB, 20 MHz, QPSK) RBPosition:Mid AntennaCfg:SISO, Channel 21100 (2535.0 MHz)

Communication System: Band 7; Frequency: 2535.0

Medium: HSL. Medium parameters used: $f= 2535.0$ MHz; $\sigma= 1.89$ S/m; $\epsilon_r = 40.8$

DASY8 Configuration:

- Probe: EX3DV4 - SN7735; ConvF(7.82, 7.82, 7.82); Calibrated: 2022-08-09
- Sensor-Surface: 1.4 mm
- Electronics: DAE4 Sn1740; Calibrated: 2022-08-03
- Phantom: Twin-SAM V8.0 (30deg probe tilt); Serial: 2103
- Measurement Software: cDASY8 V16.2.0.1425

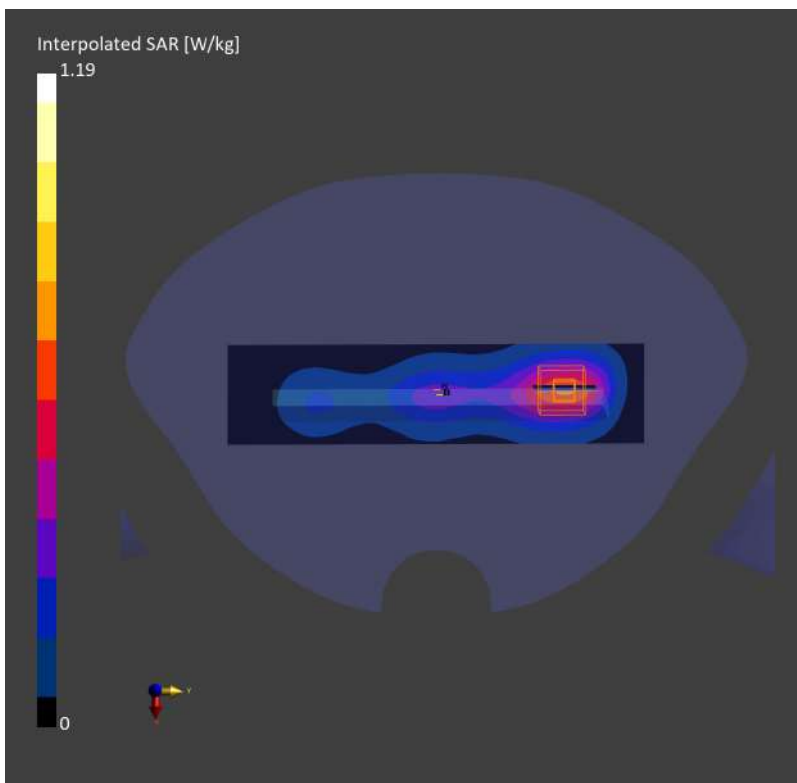
Area Scan (48.0 mm x 200.0 mm): Measurement Grid: 8.0 mm x 10.0 mm

SAR (1g) = 0.558 W/kg; SAR (10g) = 0.292 W/kg;

Zoom Scan (30.0 mm x 30.0 mm x 30.0 mm): Measurement Grid: 5.0 mm x 5.0 mm x 1.5 mm

Power Drift = -0.13 dB

SAR (1g) = 0.600 W/kg; SAR (10g) = 0.314 W/kg;



Measurement Report for Device, FRONT, Band 7, LTE-FDD (SC-FDMA, 50% RB, 20 MHz, QPSK) RBPosition:Mid AntennaCfg:SISO, Channel 21100 (2535.0 MHz)

Communication System: Band 7; Frequency: 2535.0

Medium: HSL. Medium parameters used: $f = 2535.0$ MHz; $\sigma = 1.89$ S/m; $\epsilon_r = 40.8$

DASY8 Configuration:

- Probe: EX3DV4 - SN7735; ConvF(7.82, 7.82, 7.82); Calibrated: 2022-08-09
- Sensor-Surface: 1.4 mm
- Electronics: DAE4 Sn1740; Calibrated: 2022-08-03
- Phantom: Twin-SAM V8.0 (30deg probe tilt); Serial: 2103
- Measurement Software: cDASY8 V16.2.0.1425

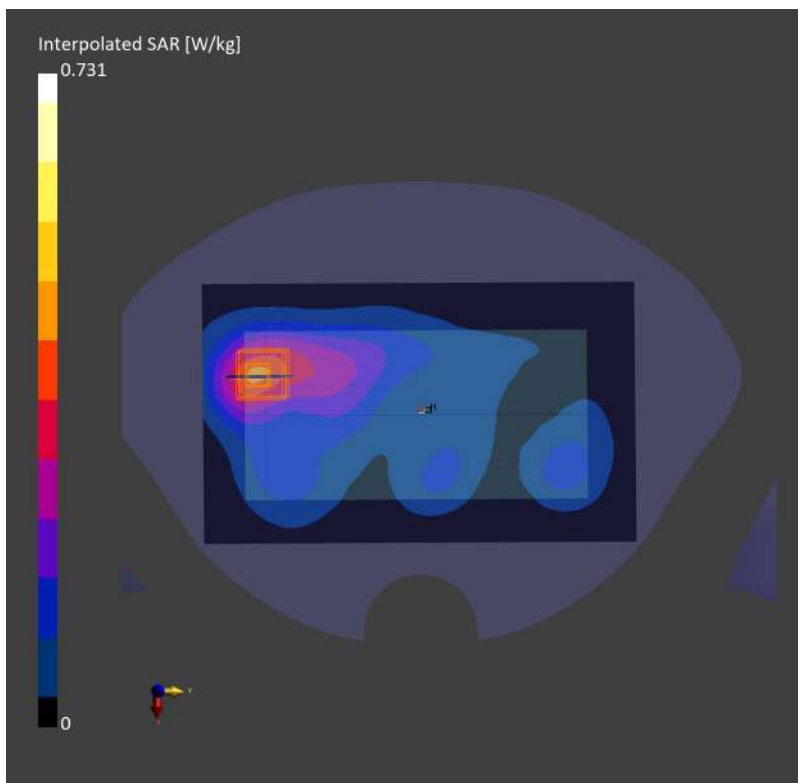
Area Scan (120.0 mm x 200.0 mm): Measurement Grid: 10.0 mm x 10.0 mm

SAR (1g) = 0.557 W/kg; SAR (10g) = 0.293 W/kg;

Zoom Scan (30.0 mm x 30.0 mm x 30.0 mm): Measurement Grid: 5.0 mm x 5.0 mm x 1.5 mm

Power Drift = 0.02 dB

SAR (1g) = 0.524 W/kg; SAR (10g) = 0.271 W/kg;



Date: 2023-05-10

Measurement Report for Device, TILT, Band 66, LTE-FDD (SC-FDMA, 50% RB, 20 MHz, QPSK) RBPosition:Mid AntennaCfg:SISO, Channel 132322 (1745.0 MHz)

Communication System: Band 66; Frequency: 1745.0

Medium: HSL. Medium parameters used: $f = 1745.0$ MHz; $\sigma = 1.34$ S/m; $\epsilon_r = 41.9$

DASY8 Configuration:

- Probe: EX3DV4 - SN3793; ConvF(8.17, 8.17, 8.17); Calibrated: 2022-09-30
- Sensor-Surface: 1.4 mm
- Electronics: DAE4 Sn1740; Calibrated: 2022-08-03
- Phantom: Twin-SAM V8.0 (30deg probe tilt); Serial: 2103
- Measurement Software: cDASY8 V16.2.0.1425


Area Scan (120.0 mm x 210.0 mm): Measurement Grid: 15.0 mm x 15.0 mm

SAR (1g) = 0.471 W/kg; SAR (10g) = 0.214 W/kg;

Zoom Scan (30.0 mm x 30.0 mm x 30.0 mm): Measurement Grid: 5.5 mm x 5.5 mm x 1.5 mm

Power Drift = 0.08 dB

SAR (1g) = 0.478 W/kg; SAR (10g) = 0.218 W/kg;



Measurement Report for Device, EDGE TOP, Band 66, LTE-FDD (SC-FDMA, 1 RB, 20 MHz, QPSK) RBPosition:Mid AntennaCfg:SISO, Channel 132322 (1745.0 MHz)

Communication System: Band 66; Frequency: 1745.0

Medium: HSL. Medium parameters used: $f = 1745.0$ MHz; $\sigma = 1.34$ S/m; $\epsilon_r = 41.9$

DASY8 Configuration:

- Probe: EX3DV4 - SN3793; ConvF(8.17, 8.17, 8.17); Calibrated: 2022-09-30
- Sensor-Surface: 1.4 mm
- Electronics: DAE4 Sn1740; Calibrated: 2022-08-03
- Phantom: Twin-SAM V8.0 (30deg probe tilt); Serial: 2103
- Measurement Software: cDASY8 V16.2.0.1425

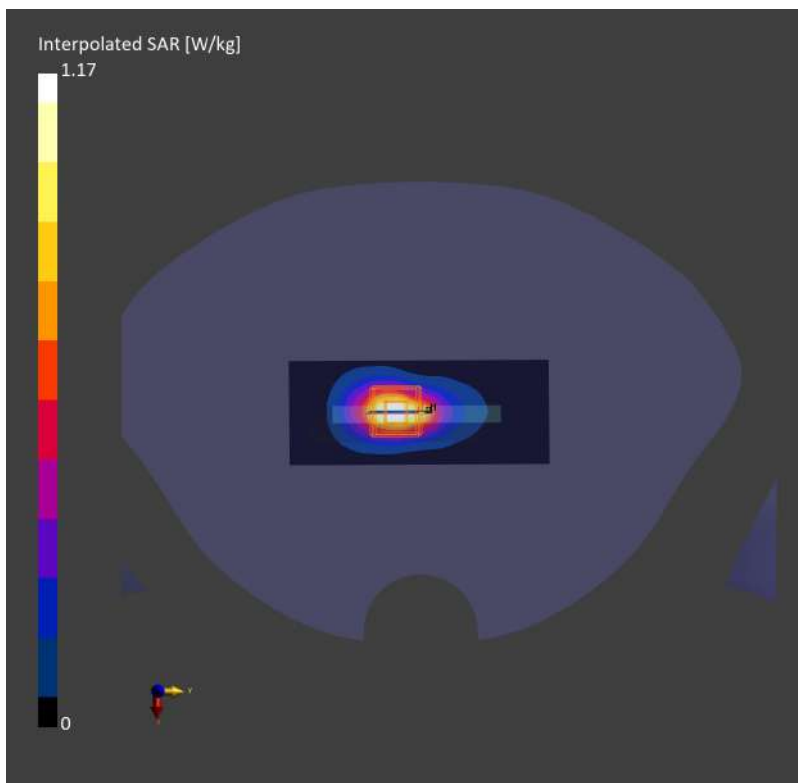
Area Scan (48.0 mm x 120.0 mm): Measurement Grid: 8.0 mm x 15.0 mm

SAR (1g) = 0.789 W/kg; SAR (10g) = 0.405 W/kg;

Zoom Scan (30.0 mm x 30.0 mm x 30.0 mm): Measurement Grid: 6.0 mm x 6.0 mm x 1.5 mm

Power Drift = 0.02 dB

SAR (1g) = 0.746 W/kg; SAR (10g) = 0.381 W/kg;



Measurement Report for Device, FRONT, Band 66, LTE-FDD (SC-FDMA, 1 RB, 20 MHz, QPSK) RBPosition:Mid AntennaCfg:SISO, Channel 132322 (1745.0 MHz)

Communication System: Band 66; Frequency: 1745.0

Medium: HSL. Medium parameters used: $f = 1745.0$ MHz; $\sigma = 1.34$ S/m; $\epsilon_r = 41.9$

DASY8 Configuration:

- Probe: EX3DV4 - SN3793; ConvF(8.17, 8.17, 8.17); Calibrated: 2022-09-30
- Sensor-Surface: 1.4 mm
- Electronics: DAE4 Sn1740; Calibrated: 2022-08-03
- Phantom: Twin-SAM V8.0 (30deg probe tilt); Serial: 2103
- Measurement Software: cDASY8 V16.2.0.1425

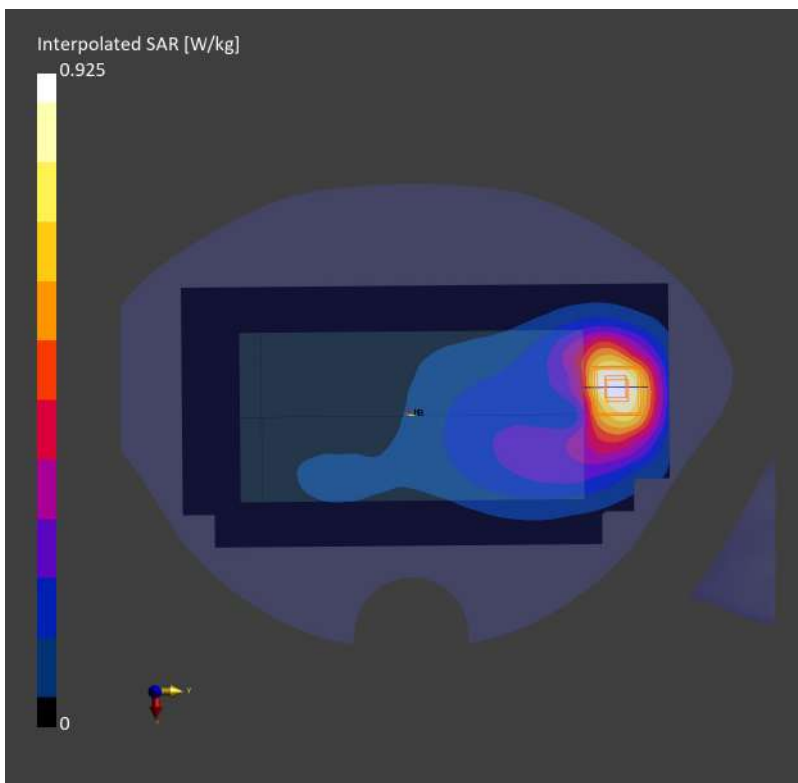
Area Scan (120.0 mm x 210.0 mm): Measurement Grid: 15.0 mm x 15.0 mm

SAR (1g) = 0.582 W/kg; SAR (10g) = 0.324 W/kg;

Zoom Scan (30.0 mm x 30.0 mm x 30.0 mm): Measurement Grid: 6.0 mm x 6.0 mm x 1.5 mm

Power Drift = -0.02 dB

SAR (1g) = 0.616 W/kg; SAR (10g) = 0.361 W/kg;



Date: 2023-05-05

Measurement Report for Device, CHEEK, Band 12, LTE-FDD (SC-FDMA, 1 RB, 10 MHz, QPSK) RBPosition:Mid AntennaCfg:SISO, Channel 23095 (707.5 MHz)

Communication System: Band 12; Frequency: 707.5

Medium: HSL. Medium parameters used: $f = 707.5$ MHz; $\sigma = 0.871$ S/m; $\epsilon_r = 44.0$

DASY8 Configuration:

- Probe: EX3DV4 - SN7735; ConvF(10.21, 10.21, 10.21); Calibrated: 2022-08-09
- Sensor-Surface: 1.4 mm
- Electronics: DAE4 Sn1740; Calibrated: 2022-08-03
- Phantom: Twin-SAM V8.0 (30deg probe tilt); Serial: 2103
- Measurement Software: cDASY8 V16.2.0.1425

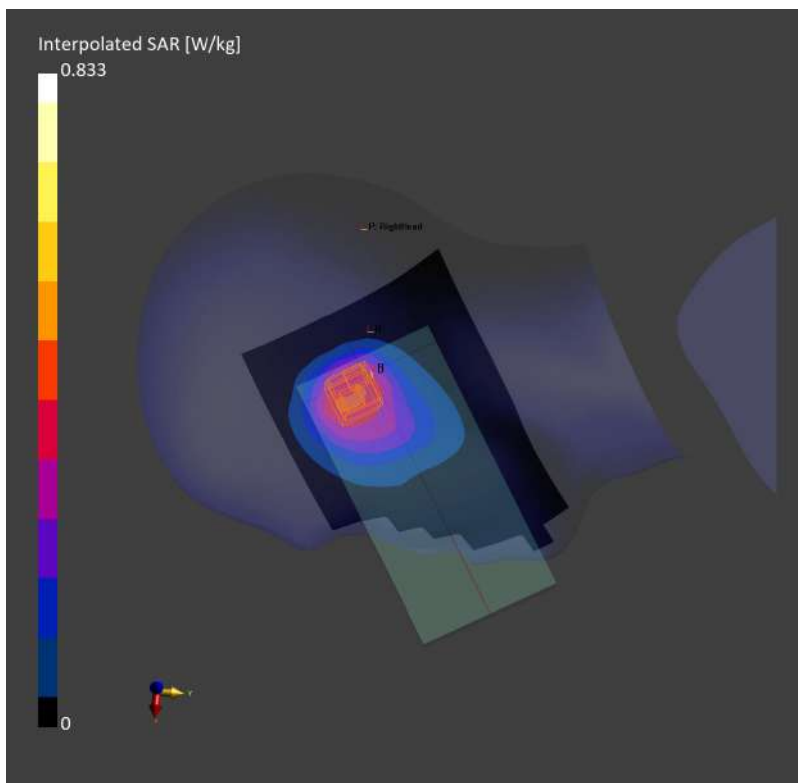
Area Scan (120.0 mm x 210.0 mm): Measurement Grid: 15.0 mm x 15.0 mm

SAR (1g) = 0.376 W/kg; SAR (10g) = 0.261 W/kg;

Zoom Scan (30.0 mm x 30.0 mm x 30.0 mm): Measurement Grid: 6.0 mm x 6.0 mm x 1.5 mm

Power Drift = -0.19 dB

SAR (1g) = 0.348 W/kg; SAR (10g) = 0.209 W/kg;



Measurement Report for Device, BACK, Band 12, LTE-FDD (SC-FDMA, 1 RB, 10 MHz, QPSK) RBPosition:Mid AntennaCfg:SISO, Channel 23095 (707.5 MHz)

Communication System: Band 12; Frequency: 707.5

Medium: HSL. Medium parameters used: $f = 707.5$ MHz; $\sigma = 0.871$ S/m; $\epsilon_r = 44.0$

DASY8 Configuration:

- Probe: EX3DV4 - SN7735; ConvF(10.21, 10.21, 10.21); Calibrated: 2022-08-09
- Sensor-Surface: 1.4 mm
- Electronics: DAE4 Sn1740; Calibrated: 2022-08-03
- Phantom: Twin-SAM V8.0 (30deg probe tilt); Serial: 2103
- Measurement Software: cDASY8 V16.2.0.1425

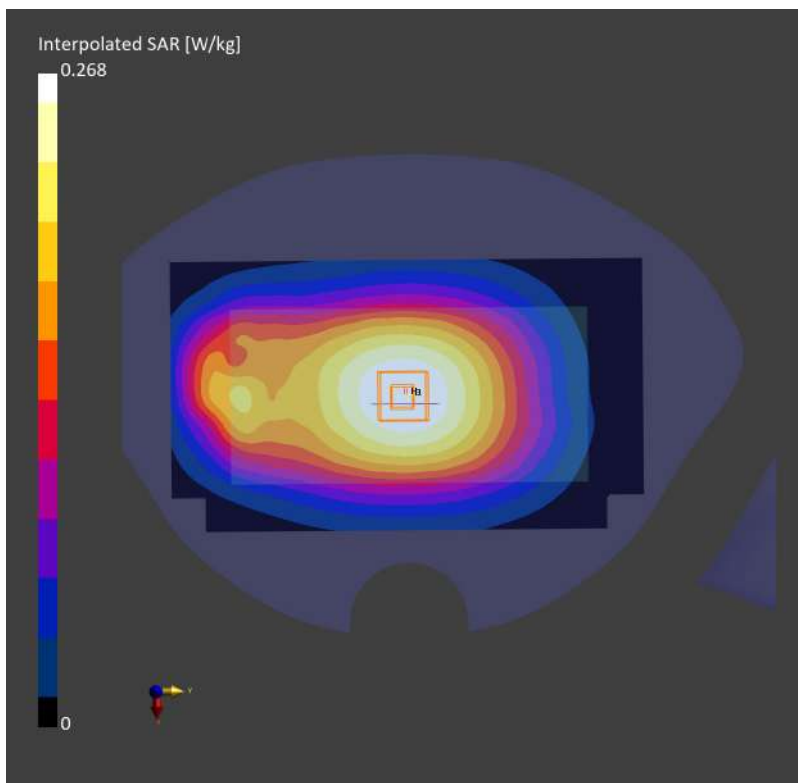
Area Scan (120.0 mm x 210.0 mm): Measurement Grid: 15.0 mm x 15.0 mm

SAR (1g) = 0.185 W/kg; SAR (10g) = 0.133 W/kg;

Zoom Scan (30.0 mm x 30.0 mm x 30.0 mm): Measurement Grid: 6.0 mm x 6.0 mm x 1.5 mm

Power Drift = -0.18 dB

SAR (1g) = 0.194 W/kg; SAR (10g) = 0.147 W/kg;



Measurement Report for Device, CHEEK, Band 13, LTE-FDD (SC-FDMA, 1 RB, 10 MHz, QPSK) RBPosition:Mid AntennaCfg:SISO, Channel 23230 (782.0 MHz)

Communication System: Band 13; Frequency: 782.0

Medium: HSL. Medium parameters used: $f = 782.0$ MHz; $\sigma = 0.896$ S/m; $\epsilon_r = 43.8$

DASY8 Configuration:

- Probe: EX3DV4 - SN7735; ConvF(10.21, 10.21, 10.21); Calibrated: 2022-08-09
- Sensor-Surface: 1.4 mm
- Electronics: DAE4 Sn1740; Calibrated: 2022-08-03
- Phantom: Twin-SAM V8.0 (30deg probe tilt); Serial: 2103
- Measurement Software: cDASY8 V16.2.0.1425

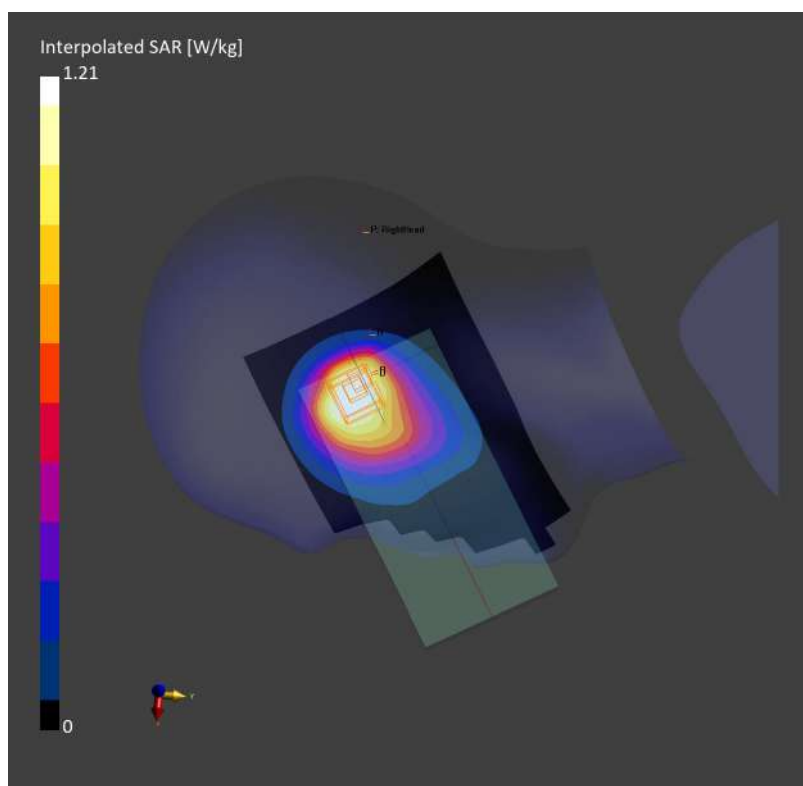
Area Scan (120.0 mm x 210.0 mm): Measurement Grid: 15.0 mm x 15.0 mm

SAR (1g) = 0.467 W/kg; SAR (10g) = 0.324 W/kg;

Zoom Scan (30.0 mm x 30.0 mm x 30.0 mm): Measurement Grid: 6.0 mm x 6.0 mm x 1.5 mm

Power Drift = -0.04 dB

SAR (1g) = 0.466 W/kg; SAR (10g) = 0.274 W/kg;



Measurement Report for Device, BACK, Band 13, LTE-FDD (SC-FDMA, 1 RB, 10 MHz, QPSK) RBPosition:Mid AntennaCfg:SISO, Channel 23230 (782.0 MHz)

Communication System: Band 13; Frequency: 782.0

Medium: HSL. Medium parameters used: $f = 782.0$ MHz; $\sigma = 0.896$ S/m; $\epsilon_r = 43.8$

DASY8 Configuration:

- Probe: EX3DV4 - SN7735; ConvF(10.21, 10.21, 10.21); Calibrated: 2022-08-09
- Sensor-Surface: 1.4 mm
- Electronics: DAE4 Sn1740; Calibrated: 2022-08-03
- Phantom: Twin-SAM V8.0 (30deg probe tilt); Serial: 2103
- Measurement Software: cDASY8 V16.2.0.1425

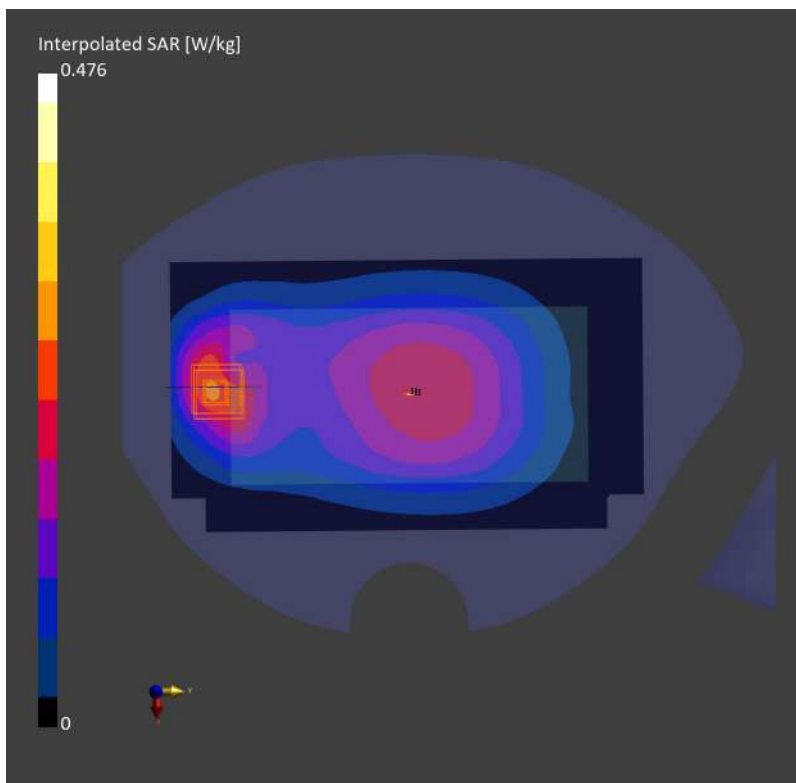
Area Scan (120.0 mm x 210.0 mm): Measurement Grid: 15.0 mm x 15.0 mm

SAR (1g) = 0.245 W/kg; SAR (10g) = 0.159 W/kg;

Zoom Scan (30.0 mm x 30.0 mm x 30.0 mm): Measurement Grid: 6.0 mm x 6.0 mm x 1.5 mm

Power Drift = 0.09 dB

SAR (1g) = 0.248 W/kg; SAR (10g) = 0.138 W/kg;



Measurement Report for Device, CHEEK, Band 26, LTE-FDD (SC-FDMA, 1 RB, 15 MHz, QPSK) RBPosition:Mid AntennaCfg:SISO, Channel 26865 (831.5 MHz)

Communication System: Band 26; Frequency: 831.5

Medium: HSL. Medium parameters used: $f = 831.5$ MHz; $\sigma = 0.913$ S/m; $\epsilon_r = 43.7$

DASY8 Configuration:

- Probe: EX3DV4 - SN7735; ConvF(9.95, 9.95, 9.95); Calibrated: 2022-08-09
- Sensor-Surface: 1.4 mm
- Electronics: DAE4 Sn1740; Calibrated: 2022-08-03
- Phantom: Twin-SAM V8.0 (30deg probe tilt); Serial: 2103
- Measurement Software: cDASY8 V16.2.0.1425

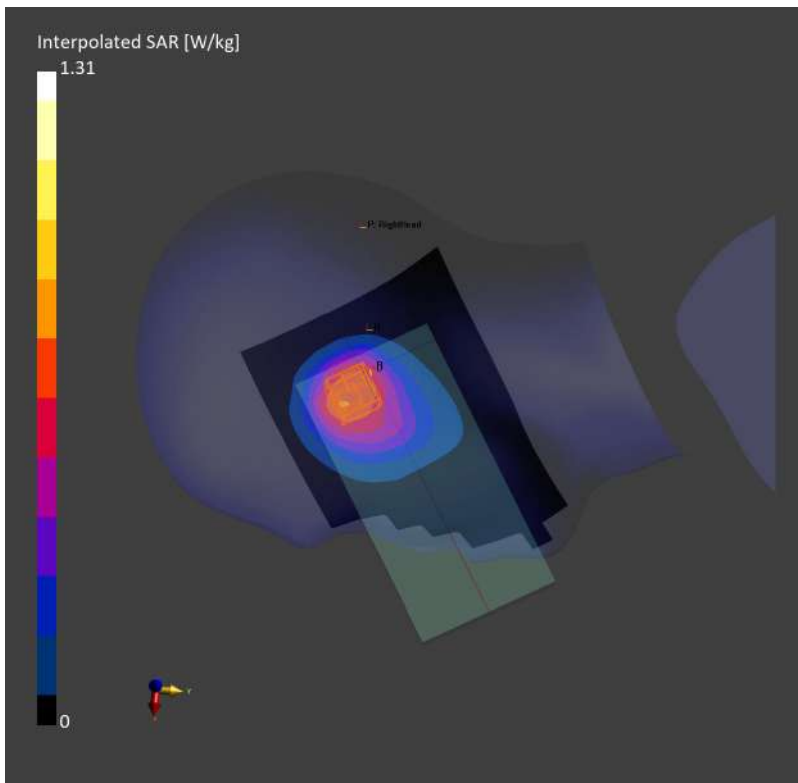
Area Scan (120.0 mm x 210.0 mm): Measurement Grid: 15.0 mm x 15.0 mm

SAR (1g) = 0.672 W/kg; SAR (10g) = 0.459 W/kg;

Zoom Scan (30.0 mm x 30.0 mm x 30.0 mm): Measurement Grid: 6.0 mm x 6.0 mm x 1.5 mm

Power Drift = -0.07 dB

SAR (1g) = 0.588 W/kg; SAR (10g) = 0.374 W/kg;



Measurement Report for Device, BACK, Band 26, LTE-FDD (SC-FDMA, 1 RB, 15 MHz, QPSK) RBPosition:Mid AntennaCfg:SISO, Channel 26865 (831.5 MHz)

Communication System: Band 26; Frequency: 831.5

Medium: HSL. Medium parameters used: $f = 831.5$ MHz; $\sigma = 0.913$ S/m; $\epsilon_r = 43.7$

DASY8 Configuration:

- Probe: EX3DV4 - SN7735; ConvF(9.95, 9.95, 9.95); Calibrated: 2022-08-09
- Sensor-Surface: 1.4 mm
- Electronics: DAE4 Sn1740; Calibrated: 2022-08-03
- Phantom: Twin-SAM V8.0 (30deg probe tilt); Serial: 2103
- Measurement Software: cDASY8 V16.2.0.1425

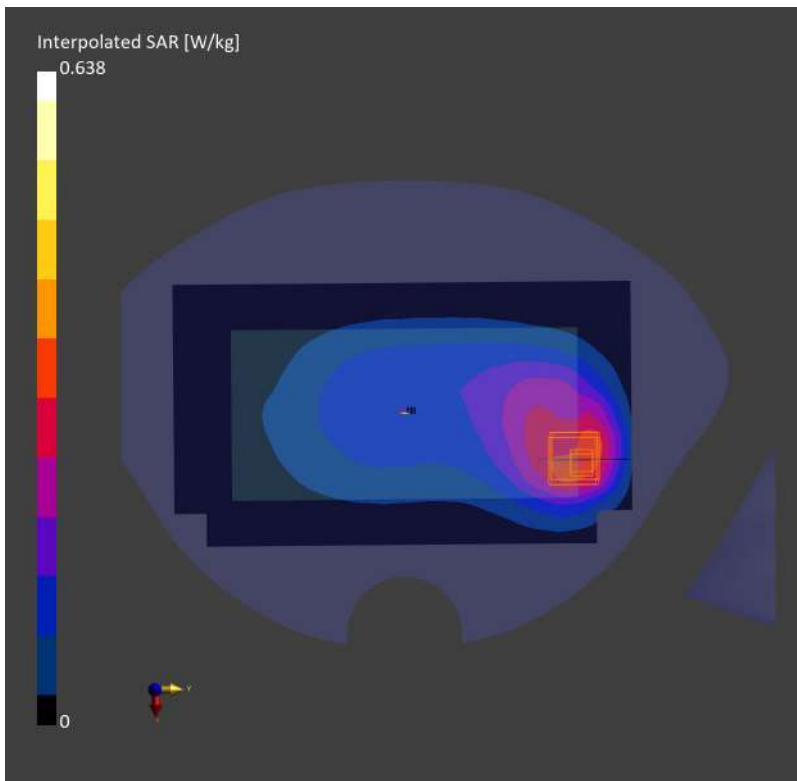
Area Scan (120.0 mm x 210.0 mm): Measurement Grid: 15.0 mm x 15.0 mm

SAR (1g) = 0.314 W/kg; SAR (10g) = 0.212 W/kg;

Zoom Scan (30.0 mm x 30.0 mm x 30.0 mm): Measurement Grid: 6.0 mm x 6.0 mm x 1.5 mm

Power Drift = -0.09 dB

SAR (1g) = 0.329 W/kg; SAR (10g) = 0.193 W/kg;



Date: 2023-05-18

Measurement Report for Device, CHEEK, Band 41, LTE-TDD (SC-FDMA, 50% RB, 20 MHz, QPSK) RBPosition:Mid AntennaCfg:SISO, Channel 40620 (2593.0 MHz)

Communication System: Band 41; Frequency: 2593.0

Medium: HSL. Medium parameters used: $f = 2593.0$ MHz; $\sigma = 1.94$ S/m; $\epsilon_r = 40.8$

DASY8 Configuration:

- Probe: EX3DV4 - SN7735; ConvF(7.82, 7.82, 7.82); Calibrated: 2022-08-09
- Sensor-Surface: 1.4 mm
- Electronics: DAE4 Sn1740; Calibrated: 2022-08-03
- Phantom: Twin-SAM V8.0 (30deg probe tilt); Serial: 2103
- Measurement Software: cDASY8 V16.2.0.1425


Area Scan (120.0 mm x 200.0 mm): Measurement Grid: 10.0 mm x 10.0 mm

SAR (1g) = 0.500 W/kg; SAR (10g) = 0.244 W/kg;

Zoom Scan (30.0 mm x 30.0 mm x 30.0 mm): Measurement Grid: 5.0 mm x 5.0 mm x 1.5 mm

Power Drift = -0.02 dB

SAR (1g) = 0.482 W/kg; SAR (10g) = 0.227 W/kg;



Date: 2023-05-18

Measurement Report for Device, BACK, Band 41, LTE-TDD (SC-FDMA, 50 RB, 20 MHz, QPSK) RBPosition:Mid AntennaCfg:SISO, Channel 40620 (2593.0 MHz)

Communication System: Band 41; Frequency: 2593.0

Medium: HSL. Medium parameters used: $f = 2593.0$ MHz; $\sigma = 1.94$ S/m; $\epsilon_r = 40.8$

DASY8 Configuration:

- Probe: EX3DV4 - SN7735; ConvF(7.82, 7.82, 7.82); Calibrated: 2022-08-09
- Sensor-Surface: 1.4 mm
- Electronics: DAE4 Sn1740; Calibrated: 2022-08-03
- Phantom: Twin-SAM V8.0 (30deg probe tilt); Serial: 2103
- Measurement Software: cDASY8 V16.2.0.1425

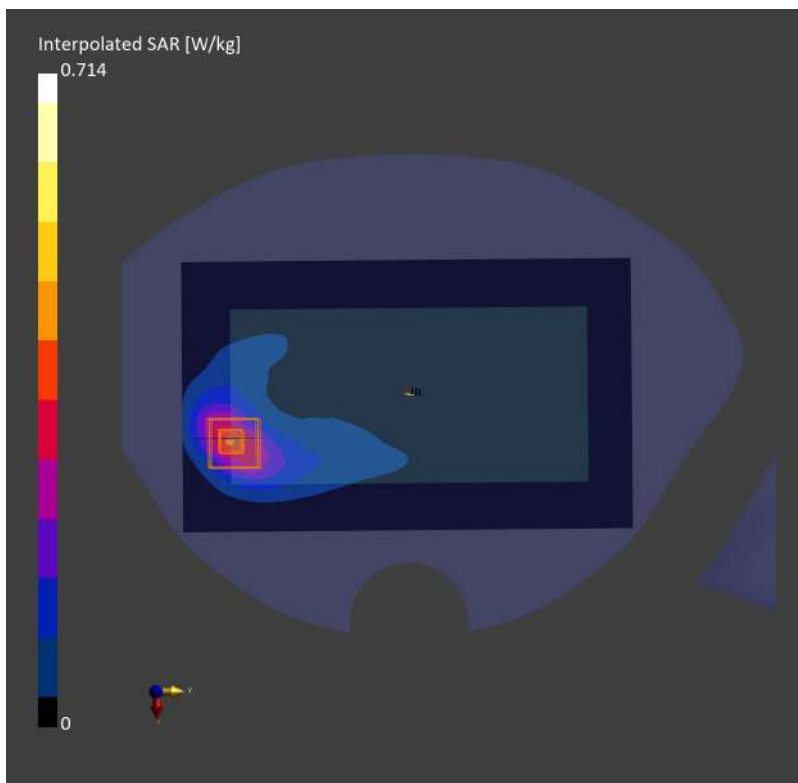
Area Scan (120.0 mm x 200.0 mm): Measurement Grid: 10.0 mm x 10.0 mm

SAR (1g) = 0.320 W/kg; SAR (10g) = 0.154 W/kg;

Zoom Scan (30.0 mm x 30.0 mm x 30.0 mm): Measurement Grid: 5.0 mm x 5.0 mm x 1.5 mm

Power Drift = 0.04 dB

SAR (1g) = 0.343 W/kg; SAR (10g) = 0.167 W/kg;



Date: 2023-05-07

Measurement Report for Device, CHEEK, Band n5, 5G NR (DFT-s-OFDM, 50% RB, 20 MHz, QPSK, 15 kHz) RBPosition:Mid AntennaCfg:SISO, Channel 167300 (836.5 MHz)

Communication System: Band n5; Frequency: 836.5

Medium: HSL. Medium parameters used: $f = 836.5$ MHz; $\sigma = 0.914$ S/m; $\epsilon_r = 43.6$

DASY8 Configuration:

- Probe: EX3DV4 - SN7735; ConvF(9.95, 9.95, 9.95); Calibrated: 2022-08-09
- Sensor-Surface: 1.4 mm
- Electronics: DAE4 Sn1740; Calibrated: 2022-08-03
- Phantom: Twin-SAM V8.0 (30deg probe tilt); Serial: 2103
- Measurement Software: cDASY8 V16.2.0.1425

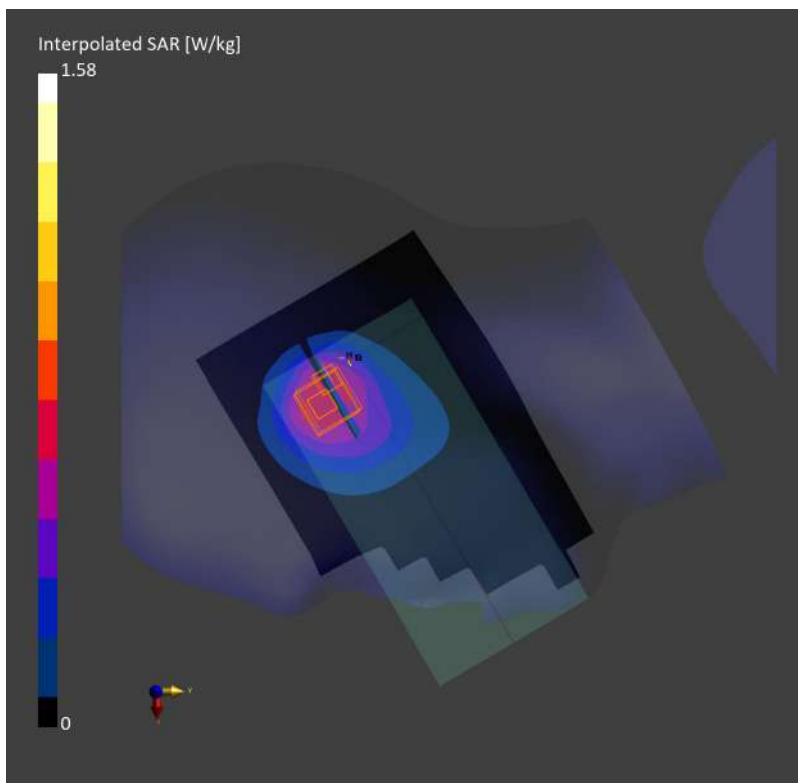
Area Scan (120.0 mm x 210.0 mm): Measurement Grid: 15.0 mm x 15.0 mm

SAR (1g) = 0.674 W/kg; SAR (10g) = 0.453 W/kg;

Zoom Scan (30.0 mm x 30.0 mm x 30.0 mm): Measurement Grid: 6.0 mm x 6.0 mm x 1.5 mm

Power Drift = -0.02 dB

SAR (1g) = 0.652 W/kg; SAR (10g) = 0.399 W/kg;



Measurement Report for Device, BACK, Band n5, 5G NR (DFT-s-OFDM, 50% RB, 20 MHz,QPSK, 15 kHz) RBPosition:Mid AntennaCfg:SISO, Channel 167300 (836.5 MHz)

Communication System: Band n5; Frequency: 836.5

Medium: HSL. Medium parameters used: $f = 836.5$ MHz; $\sigma = 0.914$ S/m; $\epsilon_r = 43.6$

DASY8 Configuration:

- Probe: EX3DV4 - SN7735; ConvF(9.95, 9.95, 9.95); Calibrated: 2022-08-09
- Sensor-Surface: 1.4 mm
- Electronics: DAE4 Sn1740; Calibrated: 2022-08-03
- Phantom: Twin-SAM V8.0 (30deg probe tilt); Serial: 2103
- Measurement Software: cDASY8 V16.2.0.1425

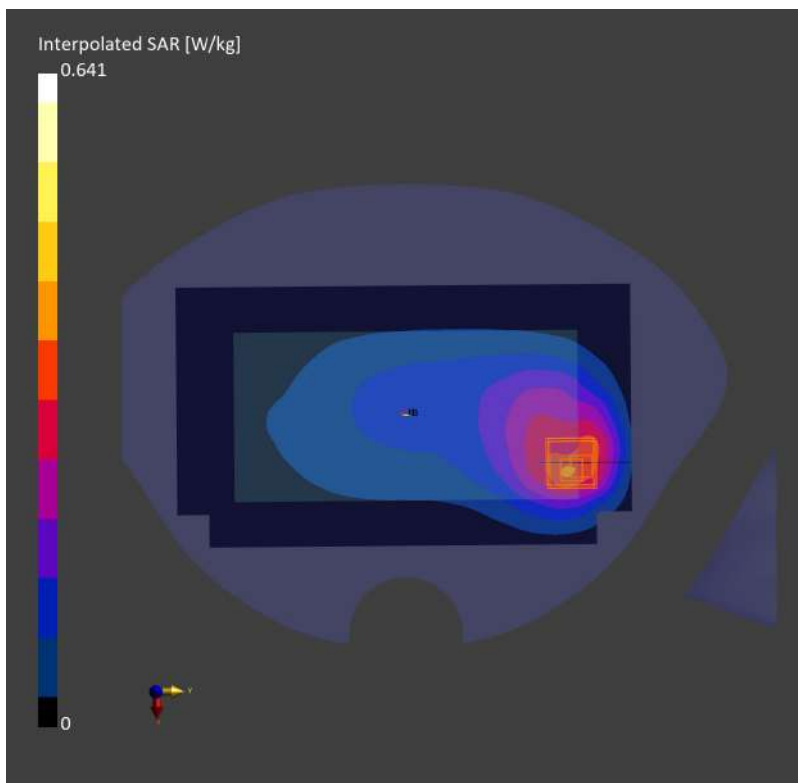
Area Scan (120.0 mm x 210.0 mm): Measurement Grid: 15.0 mm x 15.0 mm

SAR (1g) = 0.326 W/kg; SAR (10g) = 0.217 W/kg;

Zoom Scan (30.0 mm x 30.0 mm x 30.0 mm): Measurement Grid: 6.0 mm x 6.0 mm x 1.5 mm

Power Drift = 0.10 dB

SAR (1g) = 0.326 W/kg; SAR (10g) = 0.190 W/kg;



Date: 2023-05-18

Measurement Report for Device, CHEEK, Band n7, 5G NR (DFT-s-OFDM, 1 RB, 20 MHz, QPSK, 15 kHz) RBPosition:Mid AntennaCfg:SISO, Channel 507000 (2535.0 MHz)

Communication System: Band n7; Frequency: 2535.0

Medium: HSL. Medium parameters used: $f = 2535.0$ MHz; $\sigma = 1.89$ S/m; $\epsilon_r = 40.8$

DASY8 Configuration:

- Probe: EX3DV4 - SN7735; ConvF(7.82, 7.82, 7.82); Calibrated: 2022-08-09
- Sensor-Surface: 1.4 mm
- Electronics: DAE4 Sn1740; Calibrated: 2022-08-03
- Phantom: Twin-SAM V8.0 (30deg probe tilt); Serial: 2103
- Measurement Software: cDASY8 V16.2.0.1425

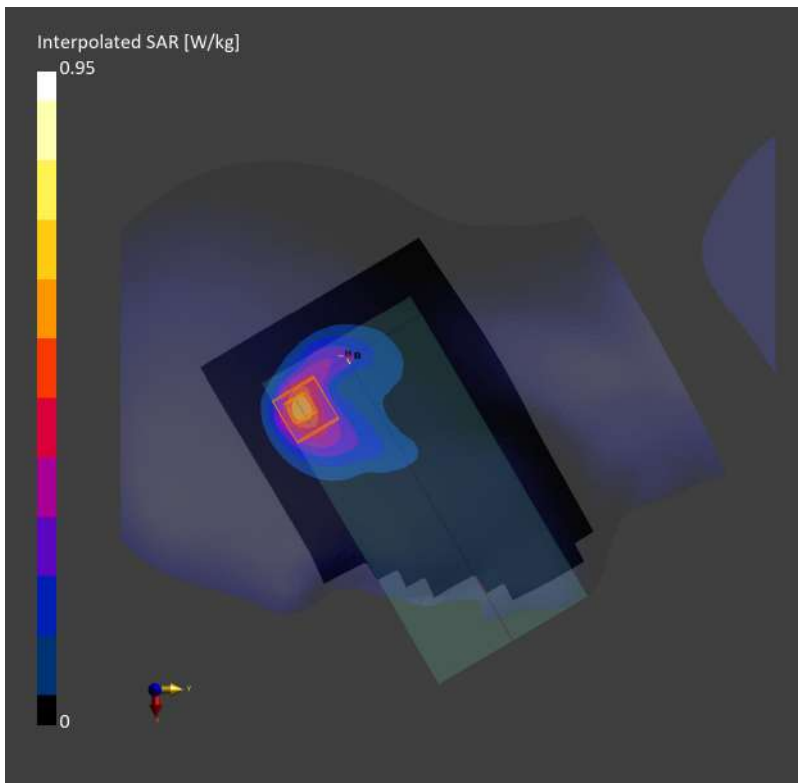
Area Scan (120.0 mm x 200.0 mm): Measurement Grid: 10.0 mm x 10.0 mm

SAR (1g) = 0.475 W/kg; SAR (10g) = 0.233 W/kg;

Zoom Scan (30.0 mm x 30.0 mm x 30.0 mm): Measurement Grid: 5.0 mm x 5.0 mm x 1.5 mm

Power Drift = 0.12 dB

SAR (1g) = 0.468 W/kg; SAR (10g) = 0.225 W/kg;



Measurement Report for Device, BACK, Band n7, 5G NR (DFT-s-OFDM, 50% RB, 20 MHz,QPSK, 15 kHz) RBPosition:Mid AntennaCfg:SISO, Channel 507000 (2535.0 MHz)

Communication System: Band n7; Frequency: 2535.0

Medium: HSL. Medium parameters used: $f = 2535.0$ MHz; $\sigma = 1.89$ S/m; $\epsilon_r = 40.8$

DASY8 Configuration:

- Probe: EX3DV4 - SN7735; ConvF(7.82, 7.82, 7.82); Calibrated: 2022-08-09
- Sensor-Surface: 1.4 mm
- Electronics: DAE4 Sn1740; Calibrated: 2022-08-03
- Phantom: Twin-SAM V8.0 (30deg probe tilt); Serial: 2103
- Measurement Software: cDASY8 V16.2.0.1425

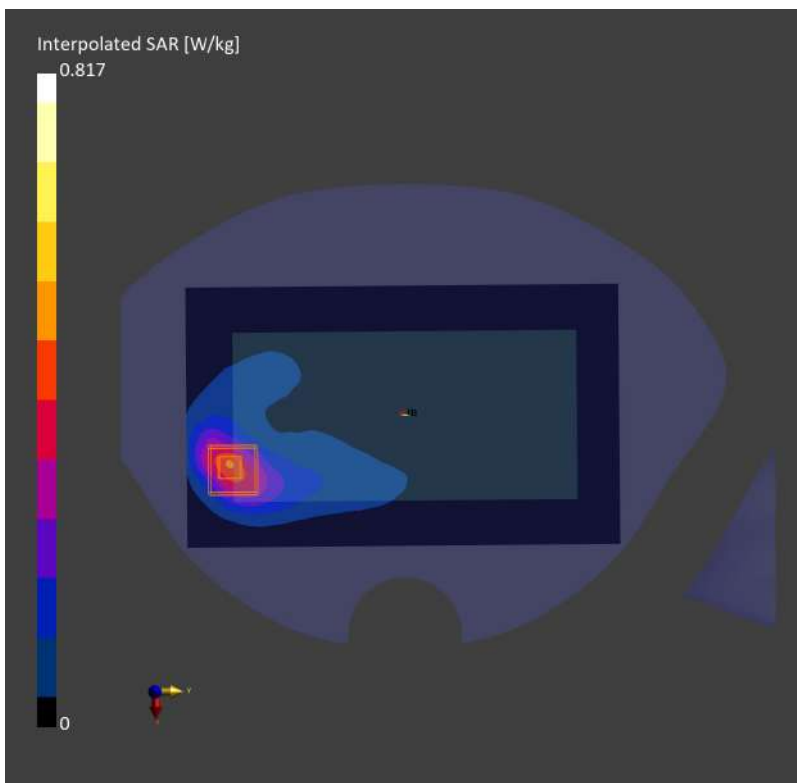
Area Scan (120.0 mm x 200.0 mm): Measurement Grid: 10.0 mm x 10.0 mm

SAR (1g) = 0.374 W/kg; SAR (10g) = 0.185 W/kg;

Zoom Scan (30.0 mm x 30.0 mm x 30.0 mm): Measurement Grid: 5.0 mm x 5.0 mm x 1.5 mm

Power Drift = 0.04 dB

SAR (1g) = 0.383 W/kg; SAR (10g) = 0.183 W/kg;



Date: 2023-05-18

Measurement Report for Device, CHEEK, Band n41, 5G NR (DFT-s-OFDM, 1 RB, 100 MHz, QPSK, 30 kHz) RBPosition:Mid AntennaCfg:SISO, Channel 518598 (2593.0 MHz)

Communication System: Band n41; Frequency: 2593.0

Medium: HSL. Medium parameters used: $f = 2593.0$ MHz; $\sigma = 1.94$ S/m; $\epsilon_r = 40.8$

DASY8 Configuration:

- Probe: EX3DV4 - SN7735; ConvF(7.82, 7.82, 7.82); Calibrated: 2022-08-09
- Sensor-Surface: 1.4 mm
- Electronics: DAE4 Sn1740; Calibrated: 2022-08-03
- Phantom: Twin-SAM V8.0 (30deg probe tilt); Serial: 2103
- Measurement Software: cDASY8 V16.2.0.1425

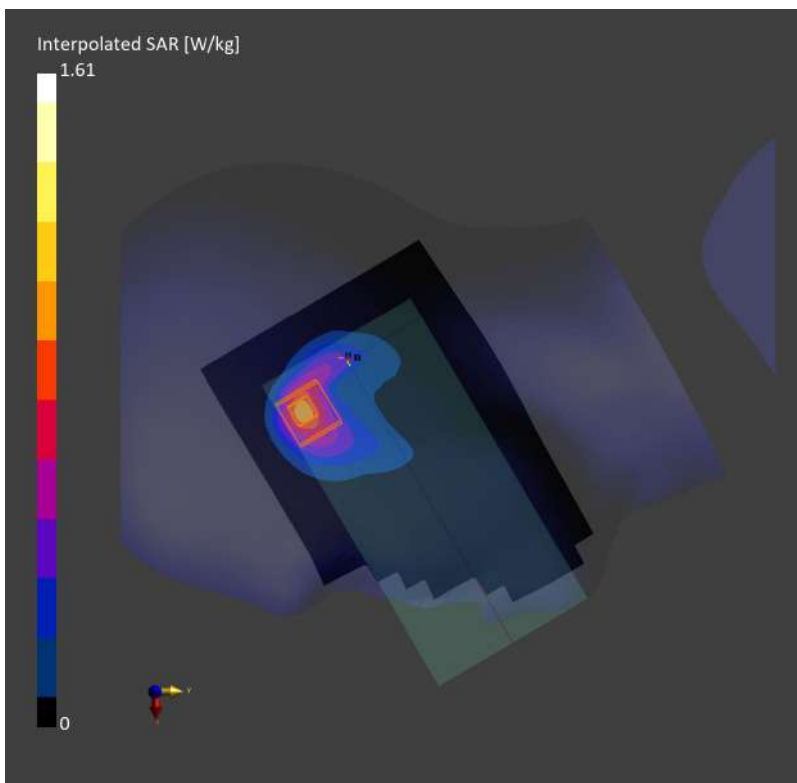
Area Scan (120.0 mm x 200.0 mm): Measurement Grid: 10.0 mm x 10.0 mm

SAR (1g) = 0.788 W/kg; SAR (10g) = 0.378 W/kg;

Zoom Scan (30.0 mm x 30.0 mm x 30.0 mm): Measurement Grid: 5.0 mm x 5.0 mm x 1.5 mm

Power Drift = 0.12 dB

SAR (1g) = 0.783 W/kg; SAR (10g) = 0.370 W/kg;



Date: 2023-05-18

Measurement Report for Device, BACK, Band n41, 5G NR (DFT-s-OFDM, 1 RB, 100 MHz, QPSK, 30 kHz) RBPosition:Mid AntennaCfg:SISO, Channel 518598 (2593.0 MHz)

Communication System: Band n41; Frequency: 2593.0

Medium: HSL. Medium parameters used: $f = 2593.0$ MHz; $\sigma = 1.94$ S/m; $\epsilon_r = 40.8$

DASY8 Configuration:

- Probe: EX3DV4 - SN7735; ConvF(7.82, 7.82, 7.82); Calibrated: 2022-08-09
- Sensor-Surface: 1.4 mm
- Electronics: DAE4 Sn1740; Calibrated: 2022-08-03
- Phantom: Twin-SAM V8.0 (30deg probe tilt); Serial: 2103
- Measurement Software: cDASY8 V16.2.0.1425

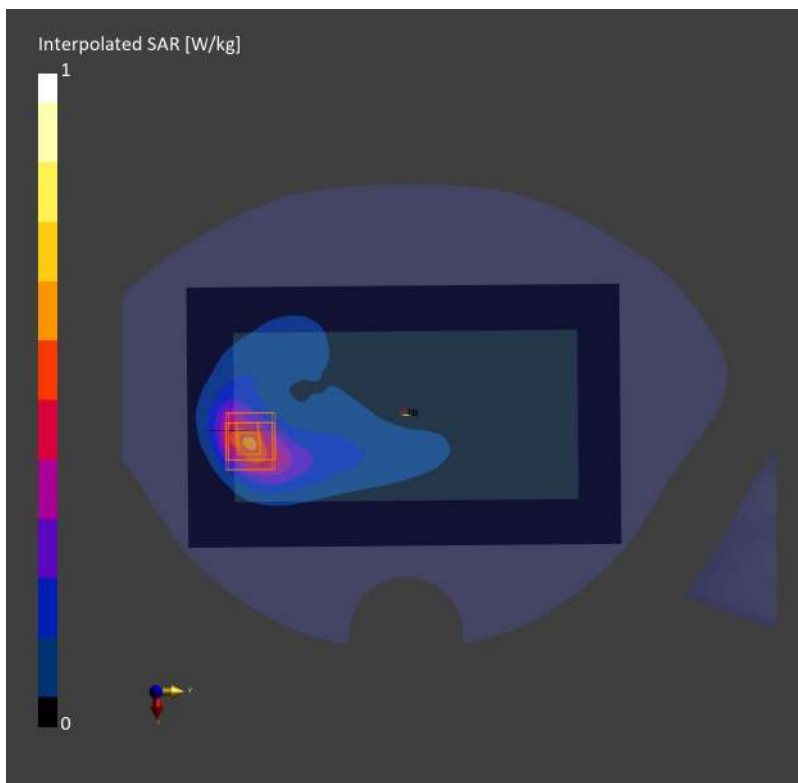
Area Scan (120.0 mm x 200.0 mm): Measurement Grid: 10.0 mm x 10.0 mm

SAR (1g) = 0.475 W/kg; SAR (10g) = 0.236 W/kg;

Zoom Scan (30.0 mm x 30.0 mm x 30.0 mm): Measurement Grid: 5.0 mm x 5.0 mm x 1.5 mm

Power Drift = 0.09 dB

SAR (1g) = 0.472 W/kg; SAR (10g) = 0.231 W/kg;



Date: 2023-05-10

Measurement Report for Device, TILT, Band n66, 5G NR (DFT-s-OFDM, 1 RB, 20 MHz, QPSK, 15 kHz) RBPosition:Mid AntennaCfg:SISO, Channel 349000 (1745.0 MHz)

Communication System: Band n66; Frequency: 1745.0

Medium: HSL. Medium parameters used: $f = 1745.0$ MHz; $\sigma = 1.34$ S/m; $\epsilon_r = 41.9$

DASY8 Configuration:

- Probe: EX3DV4 - SN3793; ConvF(8.17, 8.17, 8.17); Calibrated: 2022-09-30
- Sensor-Surface: 1.4 mm
- Electronics: DAE4 Sn1740; Calibrated: 2022-08-03
- Phantom: Twin-SAM V8.0 (30deg probe tilt); Serial: 2103
- Measurement Software: cDASY8 V16.2.0.1425

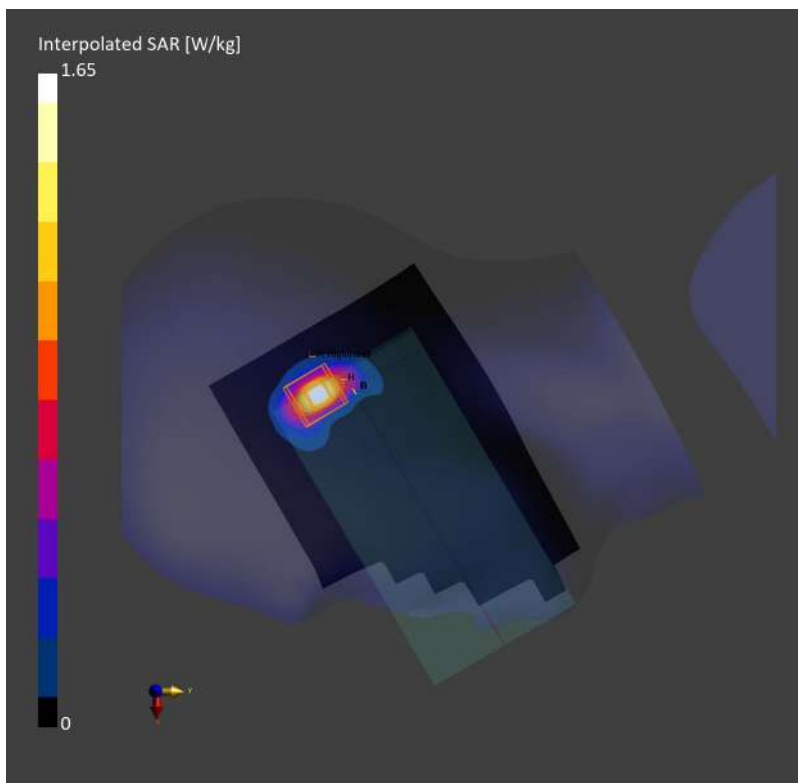
Area Scan (120.0 mm x 210.0 mm): Measurement Grid: 15.0 mm x 15.0 mm

SAR (1g) = 0.847 W/kg; SAR (10g) = 0.381 W/kg;

Zoom Scan (30.0 mm x 30.0 mm x 30.0 mm): Measurement Grid: 5.5 mm x 5.5 mm x 1.5 mm

Power Drift = -0.14 dB

SAR (1g) = 0.778 W/kg; SAR (10g) = 0.352 W/kg;



Date: 2023-05-10

Measurement Report for Device, EDGE TOP, Band n66, 5G NR (DFT-s-OFDM, 1 RB, 20 MHz, QPSK, 15 kHz) RBPosition:Mid AntennaCfg:SISO, Channel 349000 (1745.0 MHz)

Communication System: Band n66; Frequency: 1745.0

Medium: HSL. Medium parameters used: $f=1745.0$ MHz; $\sigma=1.34$ S/m; $\epsilon_r=41.9$

DASY8 Configuration:

- Probe: EX3DV4 - SN3793; ConvF(8.17, 8.17, 8.17); Calibrated: 2022-09-30
- Sensor-Surface: 1.4 mm
- Electronics: DAE4 Sn1740; Calibrated: 2022-08-03
- Phantom: Twin-SAM V8.0 (30deg probe tilt); Serial: 2103
- Measurement Software: cDASY8 V16.2.0.1425

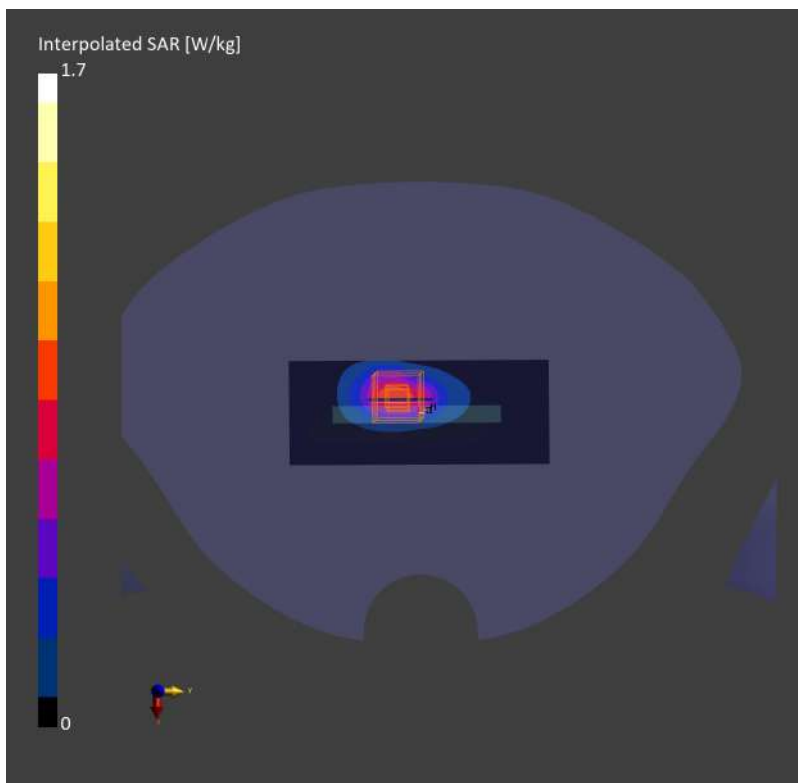
Area Scan (48.0 mm x 120.0 mm): Measurement Grid: 8.0 mm x 15.0 mm

SAR (1g) = 0.766 W/kg; SAR (10g) = 0.359 W/kg;

Zoom Scan (30.0 mm x 30.0 mm x 30.0 mm): Measurement Grid: 6.0 mm x 6.0 mm x 1.5 mm

Power Drift = 0.07 dB

SAR (1g) = 0.787 W/kg; SAR (10g) = 0.368 W/kg;



Measurement Report for Device, BACK, Band n66, 5G NR (DFT-s-OFDM, 1 RB, 20 MHz, QPSK, 15 kHz) RBPosition:Mid AntennaCfg:SISO, Channel 349000 (1745.0 MHz)

Communication System: Band n66; Frequency: 1745.0

Medium: HSL. Medium parameters used: $f = 1745.0$ MHz; $\sigma = 1.34$ S/m; $\epsilon_r = 41.9$

DASY8 Configuration:

- Probe: EX3DV4 - SN3793; ConvF(8.17, 8.17, 8.17); Calibrated: 2022-09-30
- Sensor-Surface: 1.4 mm
- Electronics: DAE4 Sn1740; Calibrated: 2022-08-03
- Phantom: Twin-SAM V8.0 (30deg probe tilt); Serial: 2103
- Measurement Software: cDASY8 V16.2.0.1425

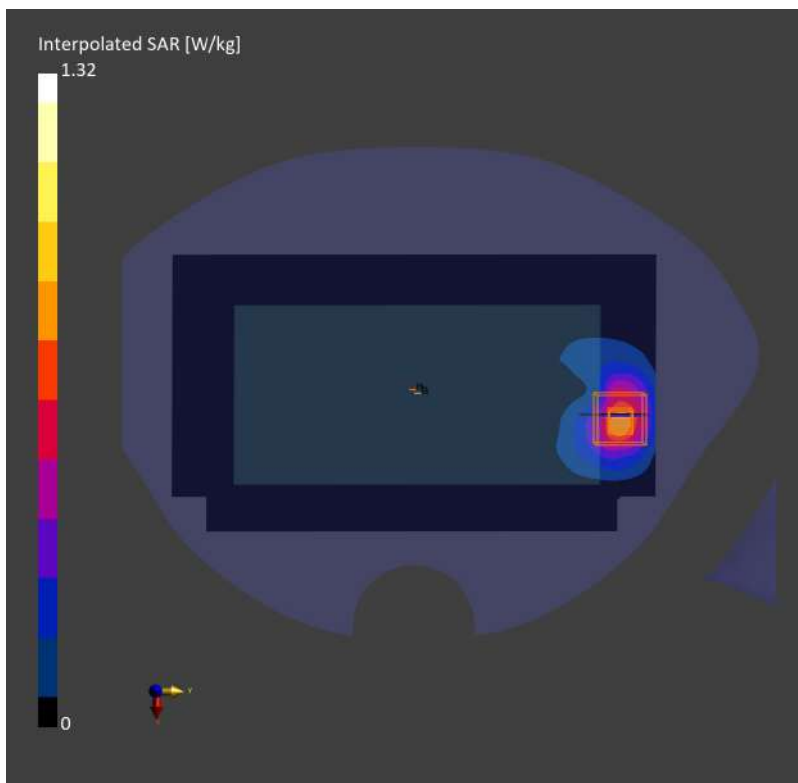
Area Scan (120.0 mm x 210.0 mm): Measurement Grid: 15.0 mm x 15.0 mm

SAR (1g) = 0.679 W/kg; SAR (10g) = 0.352 W/kg;

Zoom Scan (30.0 mm x 30.0 mm x 30.0 mm): Measurement Grid: 6.0 mm x 6.0 mm x 1.5 mm

Power Drift = 0.05 dB

SAR (1g) = 0.673 W/kg; SAR (10g) = 0.350 W/kg;



Measurement Report for Device, TILT, Band n77, 5G NR (DFT-s-OFDM, 50% RB, 100 MHz, QPSK, 30 kHz) RBPosition:Mid AntennaCfg:SISO, Channel 633334 (3500.0 MHz)

Communication System: Band n77; Frequency: 3500.0

Medium: HSL. Medium parameters used: $f = 3500.0$ MHz; $\sigma = 2.93$ S/m; $\epsilon_r = 37.7$

DASY8 Configuration:

- Probe: EX3DV4 - SN3793; ConvF(6.77, 6.77, 6.77); Calibrated: 2022-09-30
- Sensor-Surface: 1.4 mm
- Electronics: DAE4 Sn1740; Calibrated: 2022-08-03
- Phantom: Twin-SAM V8.0 (30deg probe tilt); Serial: 2103
- Measurement Software: cDASY8 V16.2.0.1425

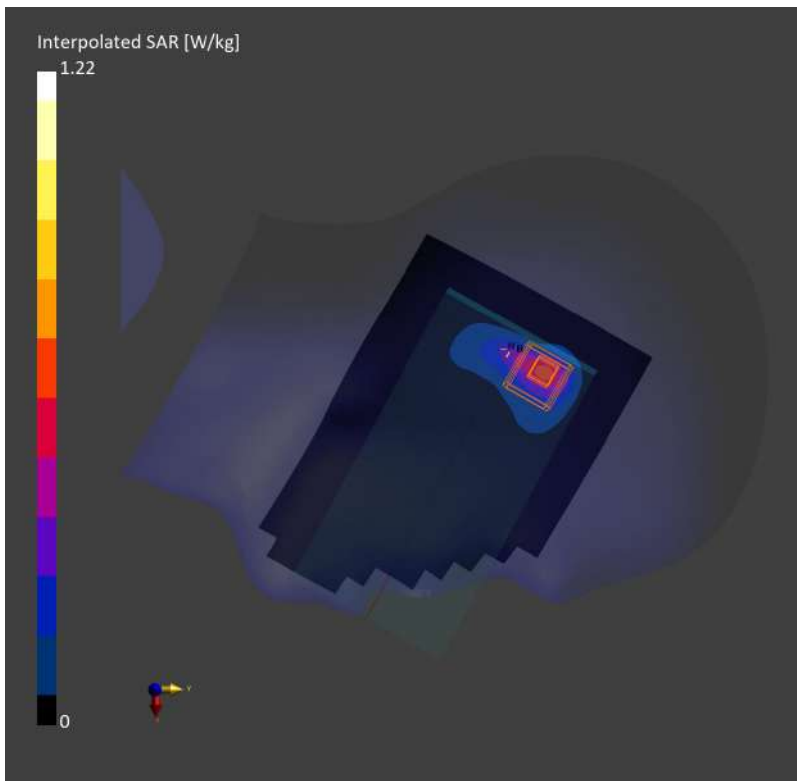
Area Scan (120.0 mm x 200.0 mm): Measurement Grid: 10.0 mm x 10.0 mm

SAR (1g) = 0.466 W/kg; SAR (10g) = 0.183 W/kg;

Zoom Scan (28.0 mm x 28.0 mm x 28.0 mm): Measurement Grid: 5.0 mm x 5.0 mm x 1.4 mm

Power Drift = -0.04 dB

SAR (1g) = 0.496 W/kg; SAR (10g) = 0.209 W/kg;



Measurement Report for Device, BACK, Band n77, 5G NR (DFT-s-OFDM, 50% RB, 100 MHz, QPSK, 30 kHz) RBPosition:Mid AntennaCfg:SISO, Channel 633334 (3500.0 MHz)

Communication System: Band n77; Frequency: 3500.0

Medium: HSL. Medium parameters used: $f = 3500.0$ MHz; $\sigma = 2.93$ S/m; $\epsilon_r = 37.7$

DASY8 Configuration:

- Probe: EX3DV4 - SN3793; ConvF(6.77, 6.77, 6.77); Calibrated: 2022-09-30
- Sensor-Surface: 1.4 mm
- Electronics: DAE4 Sn1740; Calibrated: 2022-08-03
- Phantom: Twin-SAM V8.0 (30deg probe tilt); Serial: 2103
- Measurement Software: cDASY8 V16.2.0.1425

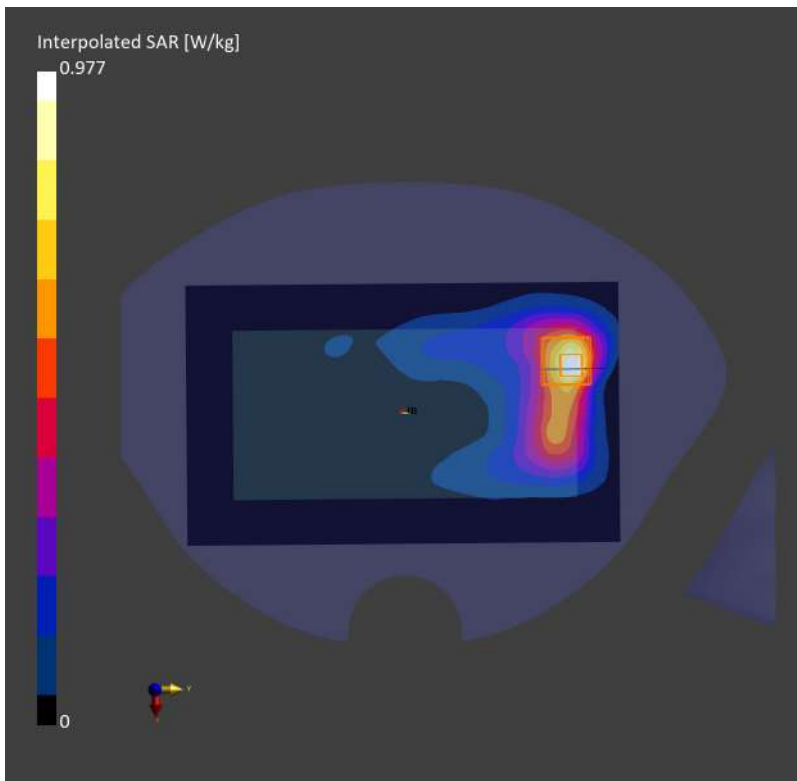
Area Scan (120.0 mm x 200.0 mm): Measurement Grid: 10.0 mm x 10.0 mm

SAR (1g) = 0.369 W/kg; SAR (10g) = 0.163 W/kg;

Zoom Scan (28.0 mm x 28.0 mm x 28.0 mm): Measurement Grid: 5.0 mm x 5.0 mm x 1.4 mm

Power Drift = 0.05 dB

SAR (1g) = 0.377 W/kg; SAR (10g) = 0.165 W/kg;



Measurement Report for Device, TILT, Band n77, 5G NR (DFT-s-OFDM, 1 RB, 100 MHz, QPSK, 30 kHz) RBPosition:Mid AntennaCfg:SISO, Channel 656000 (3840.0 MHz)

Communication System: Band n77; Frequency: 3840.0

Medium: HSL. Medium parameters used: $f = 3840.0$ MHz; $\sigma = 3.21$ S/m; $\epsilon_r = 37.2$

DASY8 Configuration:

- Probe: EX3DV4 - SN3793; ConvF(6.19, 6.19, 6.19); Calibrated: 2022-09-30
- Sensor-Surface: 1.4 mm
- Electronics: DAE4 Sn1740; Calibrated: 2022-08-03
- Phantom: Twin-SAM V8.0 (30deg probe tilt); Serial: 2103
- Measurement Software: cDASY8 V16.2.0.1425

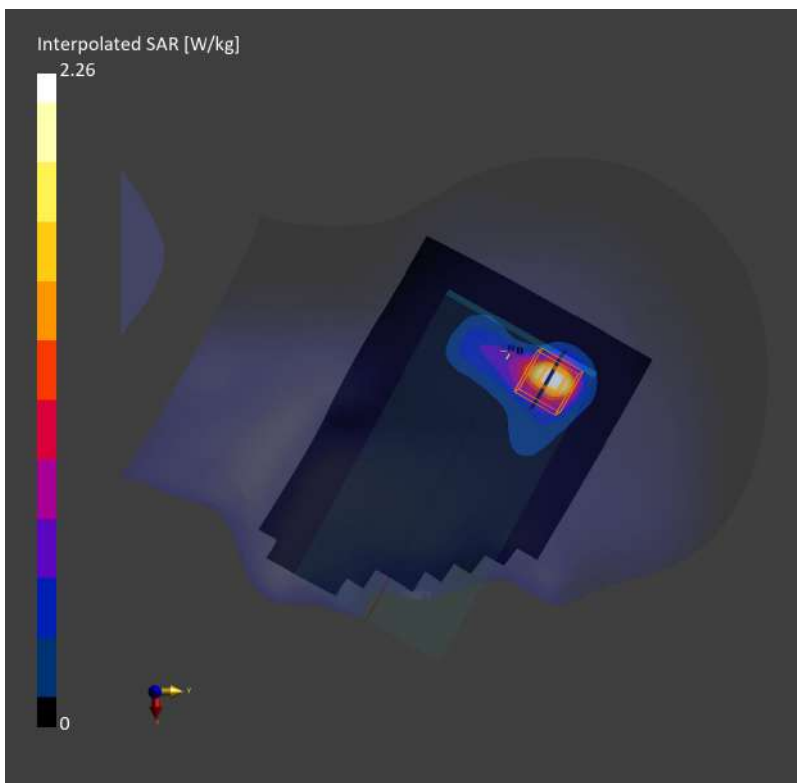
Area Scan (120.0 mm x 200.0 mm): Measurement Grid: 10.0 mm x 10.0 mm

SAR (1g) = 0.853 W/kg; SAR (10g) = 0.428 W/kg;

Zoom Scan (28.0 mm x 28.0 mm x 28.0 mm): Measurement Grid: 5.0 mm x 5.0 mm x 1.4 mm

Power Drift = -0.01 dB

SAR (1g) = 0.898 W/kg; SAR (10g) = 0.432 W/kg;



Date: 2023-05-28

Measurement Report for Device, BACK, Band n77, 5G NR (DFT-s-OFDM, 1 RB, 100 MHz, QPSK, 30 kHz) RBPosition:Mid AntennaCfg:SISO, Channel 656000 (3840.0 MHz)

Communication System: Band n77; Frequency: 3840.0

Medium: HSL. Medium parameters used: $f = 3840.0$ MHz; $\sigma = 3.21$ S/m; $\epsilon_r = 37.2$

DASY8 Configuration:

- Probe: EX3DV4 - SN3793; ConvF(6.19, 6.19, 6.19); Calibrated: 2022-09-30
- Sensor-Surface: 1.4 mm
- Electronics: DAE4 Sn1740; Calibrated: 2022-08-03
- Phantom: Twin-SAM V8.0 (30deg probe tilt); Serial: 2103
- Measurement Software: cDASY8 V16.2.0.1425

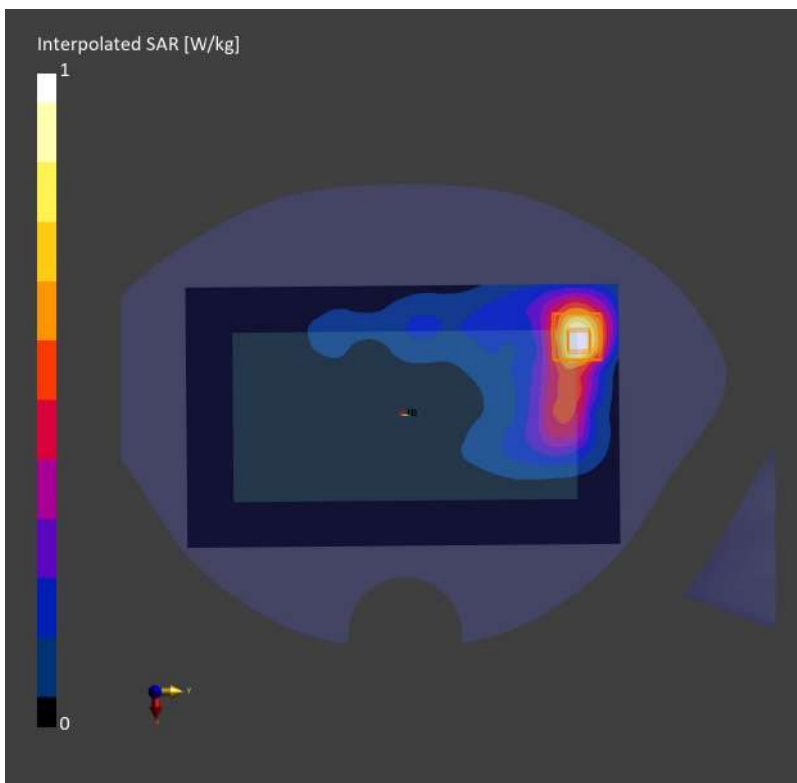
Area Scan (120.0 mm x 200.0 mm): Measurement Grid: 10.0 mm x 10.0 mm

SAR (1g) = 0.401 W/kg; SAR (10g) = 0.175 W/kg;

Zoom Scan (28.0 mm x 28.0 mm x 28.0 mm): Measurement Grid: 5.0 mm x 5.0 mm x 1.4 mm

Power Drift = 0.05 dB

SAR (1g) = 0.386 W/kg; SAR (10g) = 0.171 W/kg;



Measurement Report for Device, CHEEK, WLAN 2.4GHz, IEEE 802.11b WiFi 2.4 GHz (DSSS, 1 Mbps), Channel 6 (2437.0 MHz)

Communication System: WLAN 2.4GHz; Frequency: 2437.0

Medium: HSL. Medium parameters used: $f= 2437.0$ MHz; $\sigma= 1.81$ S/m; $\epsilon_r = 41.0$

DASY8 Configuration:

- Probe: EX3DV4 - SN7735; ConvF(8.2, 8.2, 8.2); Calibrated: 2022-08-09
- Sensor-Surface: 1.4 mm
- Electronics: DAE4 Sn1740; Calibrated: 2022-08-03
- Phantom: Twin-SAM V8.0 (30deg probe tilt); Serial: 2103
- Measurement Software: cDASY8 V16.2.0.1425

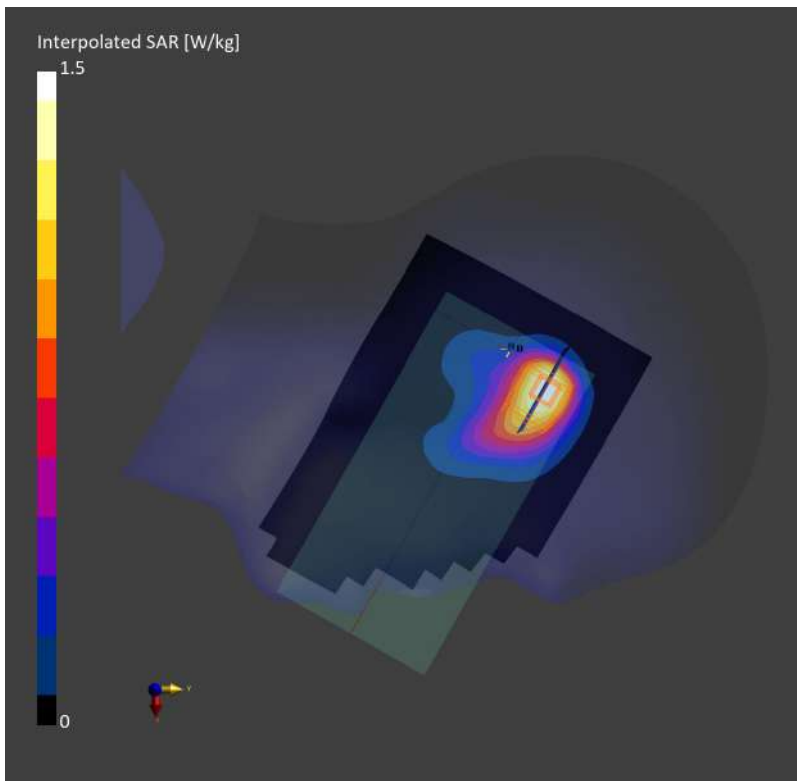
Area Scan (120.0 mm x 200.0 mm): Measurement Grid: 10.0 mm x 10.0 mm

SAR (1g) = 0.389 W/kg; SAR (10g) = 0.215 W/kg;

Zoom Scan (30.0 mm x 30.0 mm x 30.0 mm): Measurement Grid: 5.0 mm x 5.0 mm x 1.5 mm

Power Drift = -0.12 dB

SAR (1g) = 0.366 W/kg; SAR (10g) = 0.195 W/kg;



Measurement Report for Device, BACK, WLAN 2.4GHz, IEEE 802.11b WiFi 2.4 GHz (DSSS, 1 Mbps), Channel 6 (2437.0 MHz)

Communication System: WLAN 2.4GHz; Frequency: 2437.0

Medium: HSL. Medium parameters used: $f= 2437.0$ MHz; $\sigma= 1.81$ S/m; $\epsilon_r = 41.0$

DASY8 Configuration:

- Probe: EX3DV4 - SN7735; ConvF(8.2, 8.2, 8.2); Calibrated: 2022-08-09
- Sensor-Surface: 1.4 mm
- Electronics: DAE4 Sn1740; Calibrated: 2022-08-03
- Phantom: Twin-SAM V8.0 (30deg probe tilt); Serial: 2103
- Measurement Software: cDASY8 V16.2.0.1425

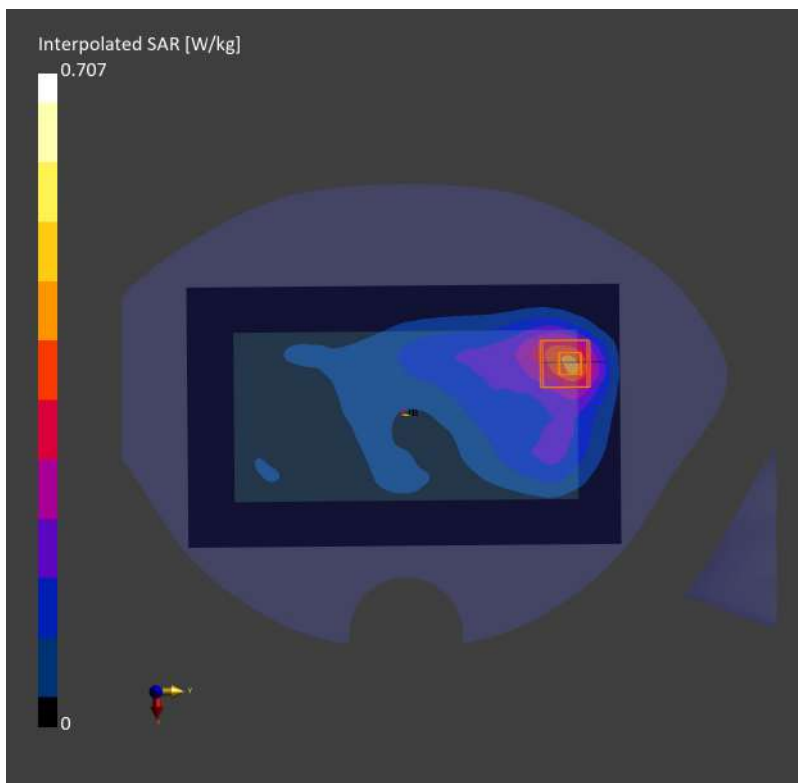
Area Scan (120.0 mm x 200.0 mm): Measurement Grid: 10.0 mm x 10.0 mm

SAR (1g) = 0.345 W/kg; SAR (10g) = 0.181 W/kg;

Zoom Scan (30.0 mm x 30.0 mm x 30.0 mm): Measurement Grid: 5.0 mm x 5.0 mm x 1.5 mm

Power Drift = 0.07 dB

SAR (1g) = 0.327 W/kg; SAR (10g) = 0.168 W/kg;



Measurement Report for Device, TILT, WLAN 5GHz, IEEE 802.11a/h WiFi 5 GHz (OFDM, 6 Mbps), Channel 60 (5300.0 MHz)

Communication System: WLAN 5GHz; Frequency: 5300.0

Medium: HSL. Medium parameters used: $f= 5300.0$ MHz; $\sigma= 4.65$ S/m; $\epsilon_r = 36.2$

DASY8 Configuration:

- Probe: EX3DV4 - SN3793; ConvF(5.2, 5.2, 5.2); Calibrated: 2022-09-30
- Sensor-Surface: 1.4 mm
- Electronics: DAE4 Sn1740; Calibrated: 2022-08-03
- Phantom: Twin-SAM V8.0 (30deg probe tilt); Serial: 2103
- Measurement Software: cDASY8 V16.2.0.1425


Area Scan (120.0 mm x 200.0 mm): Measurement Grid: 10.0 mm x 10.0 mm

SAR (1g) = 0.417 W/kg; SAR (10g) = 0.143 W/kg;

Zoom Scan (22.0 mm x 22.0 mm x 22.0 mm): Measurement Grid: 4.0 mm x 4.0 mm x 1.4 mm

Power Drift = -0.13 dB

SAR (1g) = 0.412 W/kg; SAR (10g) = 0.136 W/kg;



Measurement Report for Device, TILT, WLAN 5GHz, IEEE 802.11a/h WiFi 5 GHz (OFDM, 6 Mbps), Channel 116 (5580.0 MHz)

Communication System: WLAN 5GHz; Frequency: 5580.0

Medium: HSL. Medium parameters used: $f= 5580.0$ MHz; $\sigma= 4.98$ S/m; $\epsilon_r = 35.6$

DASY8 Configuration:

- Probe: EX3DV4 - SN3793; ConvF(4.56, 4.56, 4.56); Calibrated: 2022-09-30
- Sensor-Surface: 1.4 mm
- Electronics: DAE4 Sn1740; Calibrated: 2022-08-03
- Phantom: Twin-SAM V8.0 (30deg probe tilt); Serial: 2103
- Measurement Software: cDASY8 V16.2.0.1425


Area Scan (120.0 mm x 200.0 mm): Measurement Grid: 10.0 mm x 10.0 mm

SAR (1g) = 0.434 W/kg; SAR (10g) = 0.175 W/kg;

Zoom Scan (22.0 mm x 22.0 mm x 22.0 mm): Measurement Grid: 4.0 mm x 4.0 mm x 1.4 mm

Power Drift = 0.03 dB

SAR (1g) = 0.410 W/kg; SAR (10g) = 0.153 W/kg;



Measurement Report for Device, TILT, WLAN 5GHz, IEEE 802.11a/h WiFi 5 GHz (OFDM, 6 Mbps), Channel 157 (5785.0 MHz)

Communication System: WLAN 5GHz; Frequency: 5785.0

Medium: HSL. Medium parameters used: $f = 5785.0$ MHz; $\sigma = 5.21$ S/m; $\epsilon_r = 35.3$

DASY8 Configuration:

- Probe: EX3DV4 - SN3793; ConvF(4.64, 4.64, 4.64); Calibrated: 2022-09-30
- Sensor-Surface: 1.4 mm
- Electronics: DAE4 Sn1740; Calibrated: 2022-08-03
- Phantom: Twin-SAM V8.0 (30deg probe tilt); Serial: 2103
- Measurement Software: cDASY8 V16.2.0.1425

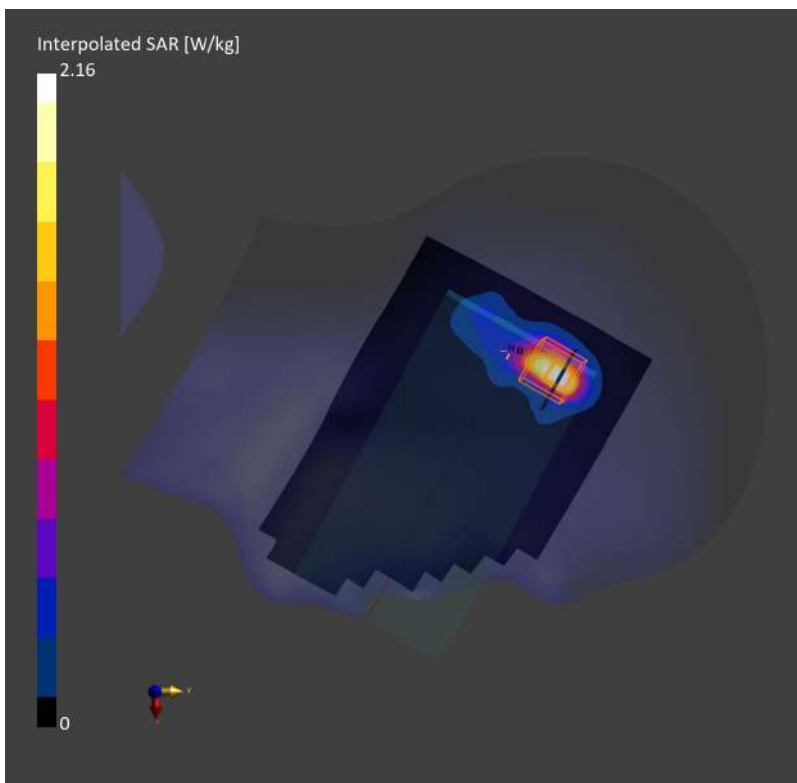
Area Scan (120.0 mm x 200.0 mm): Measurement Grid: 10.0 mm x 10.0 mm

SAR (1g) = 0.381 W/kg; SAR (10g) = 0.136 W/kg;

Zoom Scan (22.0 mm x 22.0 mm x 22.0 mm): Measurement Grid: 4.0 mm x 4.0 mm x 1.4 mm

Power Drift = 0.01 dB

SAR (1g) = 0.356 W/kg; SAR (10g) = 0.115 W/kg;



Measurement Report for Device, BACK, WLAN 5GHz, IEEE 802.11a/h WiFi 5 GHz (OFDM, 6 Mbps), Channel 40 (5200.0 MHz)

Communication System: WLAN 5GHz; Frequency: 5200.0

Medium: HSL. Medium parameters used: $f= 5200.0$ MHz; $\sigma= 4.54$ S/m; $\epsilon_r = 36.3$

DASY8 Configuration:

- Probe: EX3DV4 - SN3793; ConvF(5.2, 5.2, 5.2); Calibrated: 2022-09-30
- Sensor-Surface: 1.4 mm
- Electronics: DAE4 Sn1740; Calibrated: 2022-08-03
- Phantom: Twin-SAM V8.0 (30deg probe tilt); Serial: 2103
- Measurement Software: cDASY8 V16.2.0.1425

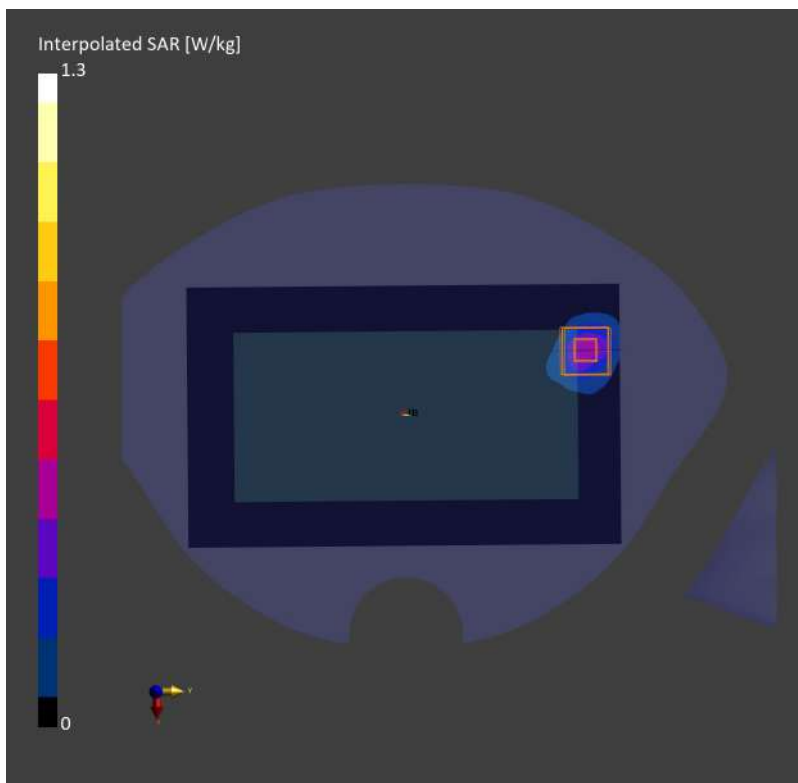
Area Scan (120.0 mm x 200.0 mm): Measurement Grid: 10.0 mm x 10.0 mm

SAR (1g) = 0.367 W/kg; SAR (10g) = 0.130 W/kg;

Zoom Scan (22.0 mm x 22.0 mm x 22.0 mm): Measurement Grid: 4.0 mm x 4.0 mm x 1.4 mm

Power Drift = 0.08 dB

SAR (1g) = 0.364 W/kg; SAR (10g) = 0.126 W/kg;



Measurement Report for Device, BACK, WLAN 5GHz, IEEE 802.11a/h WiFi 5 GHz (OFDM, 6 Mbps), Channel 157 (5785.0 MHz)

Communication System: WLAN 5GHz; Frequency: 5785.0

Medium: HSL. Medium parameters used: $f = 5785.0$ MHz; $\sigma = 5.21$ S/m; $\epsilon_r = 35.3$

DASY8 Configuration:

- Probe: EX3DV4 - SN3793; ConvF(4.64, 4.64, 4.64); Calibrated: 2022-09-30
- Sensor-Surface: 1.4 mm
- Electronics: DAE4 Sn1740; Calibrated: 2022-08-03
- Phantom: Twin-SAM V8.0 (30deg probe tilt); Serial: 2103
- Measurement Software: cDASY8 V16.2.0.1425

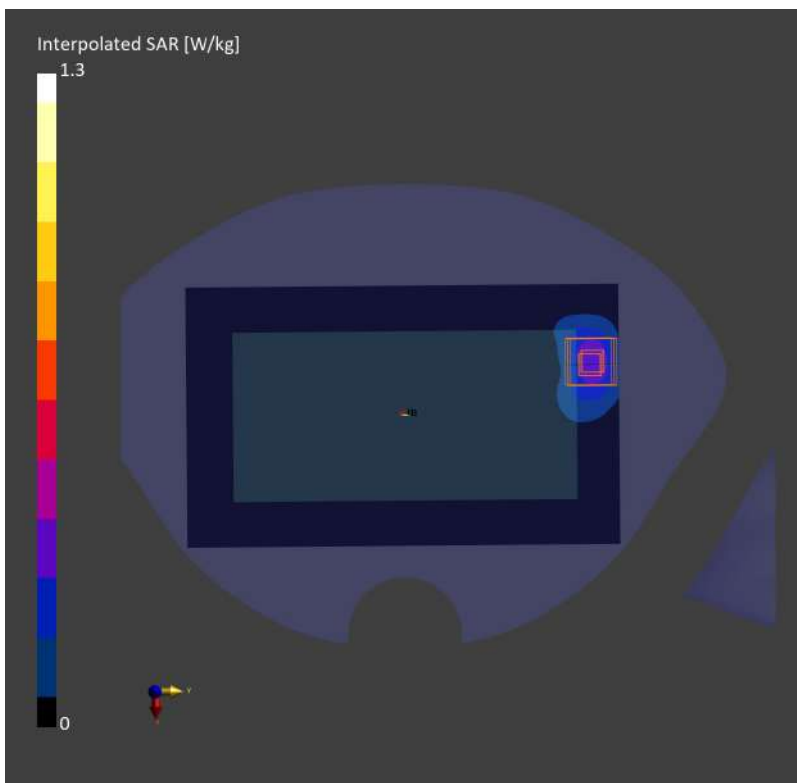
Area Scan (120.0 mm x 200.0 mm): Measurement Grid: 10.0 mm x 10.0 mm

SAR (1g) = 0.315 W/kg; SAR (10g) = 0.122 W/kg;

Zoom Scan (22.0 mm x 22.0 mm x 22.0 mm): Measurement Grid: 4.0 mm x 4.0 mm x 1.4 mm

Power Drift = 0.07 dB

SAR (1g) = 0.335 W/kg; SAR (10g) = 0.122 W/kg;



Measurement Report for Device, BACK, WLAN 5GHz, IEEE 802.11a/h WiFi 5 GHz (OFDM, 6 Mbps), Channel 60 (5300.0 MHz)

Communication System: WLAN 5GHz; Frequency: 5300.0

Medium: HSL. Medium parameters used: $f= 5300.0$ MHz; $\sigma= 4.65$ S/m; $\epsilon_r = 36.2$

DASY8 Configuration:

- Probe: EX3DV4 - SN3793; ConvF(5.2, 5.2, 5.2); Calibrated: 2022-09-30
- Sensor-Surface: 1.4 mm
- Electronics: DAE4 Sn1740; Calibrated: 2022-08-03
- Phantom: Twin-SAM V8.0 (30deg probe tilt); Serial: 2103
- Measurement Software: cDASY8 V16.2.0.1425

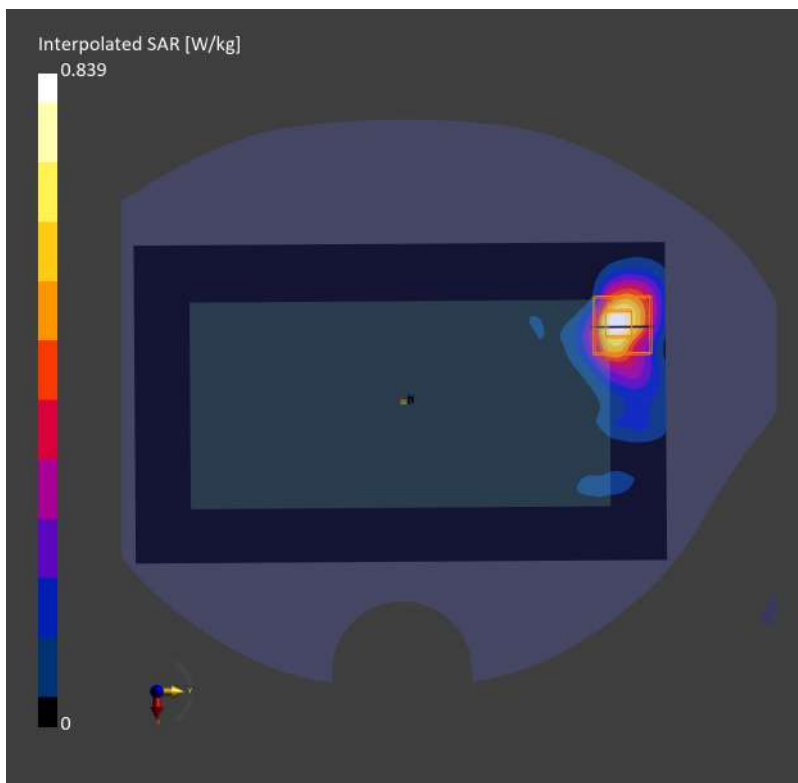
Area Scan (120.0 mm x 200.0 mm): Measurement Grid: 10.0 mm x 10.0 mm

SAR (1g) = 0.237 W/kg; SAR (10g) = 0.085 W/kg;

Zoom Scan (22.0 mm x 22.0 mm x 22.0 mm): Measurement Grid: 4.0 mm x 4.0 mm x 1.4 mm

Power Drift = -0.11 dB

SAR (1g) = 0.252 W/kg; SAR (10g) = 0.091 W/kg;



Measurement Report for Device, BACK, WLAN 5GHz, IEEE 802.11a/h WiFi 5 GHz (OFDM, 6 Mbps), Channel 116 (5580.0 MHz)

Communication System: WLAN 5GHz; Frequency: 5580.0

Medium: HSL. Medium parameters used: $f= 5580.0$ MHz; $\sigma= 4.98$ S/m; $\epsilon_r = 35.6$

DASY8 Configuration:

- Probe: EX3DV4 - SN3793; ConvF(4.56, 4.56, 4.56); Calibrated: 2022-09-30
- Sensor-Surface: 1.4 mm
- Electronics: DAE4 Sn1740; Calibrated: 2022-08-03
- Phantom: Twin-SAM V8.0 (30deg probe tilt); Serial: 2103
- Measurement Software: cDASY8 V16.2.0.1425

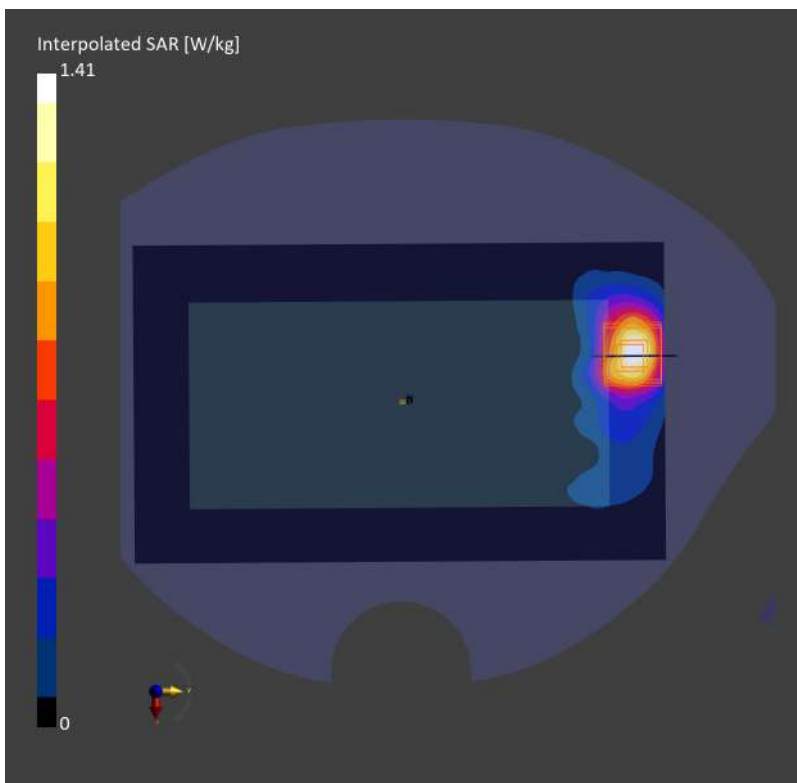
Area Scan (120.0 mm x 200.0 mm): Measurement Grid: 10.0 mm x 10.0 mm

SAR (1g) = 0.335 W/kg; SAR (10g) = 0.126 W/kg;

Zoom Scan (22.0 mm x 22.0 mm x 22.0 mm): Measurement Grid: 4.0 mm x 4.0 mm x 1.4 mm

Power Drift = 0.08 dB

SAR (1g) = 0.359 W/kg; SAR (10g) = 0.127 W/kg;



Measurement Report for Device, EDGE TOP, WLAN 5GHz, IEEE 802.11a/h WiFi 5 GHz (OFDM, 6 Mbps), Channel 60 (5300.0 MHz)

Communication System: WLAN 5GHz; Frequency: 5300.0

Medium: HSL. Medium parameters used: $f= 5300.0$ MHz; $\sigma= 4.65$ S/m; $\epsilon_r = 36.2$

DASY8 Configuration:

- Probe: EX3DV4 - SN3793; ConvF(5.2, 5.2, 5.2); Calibrated: 2022-09-30
- Sensor-Surface: 1.4 mm
- Electronics: DAE4 Sn1740; Calibrated: 2022-08-03
- Phantom: Twin-SAM V8.0 (30deg probe tilt); Serial: 2103
- Measurement Software: cDASY8 V16.2.0.1425


Area Scan (48.0 mm x 120.0 mm): Measurement Grid: 8.0 mm x 10.0 mm

SAR (1g) = 1.80 W/kg; SAR (10g) = 0.492 W/kg;

Zoom Scan (22.0 mm x 22.0 mm x 22.0 mm): Measurement Grid: 3.8 mm x 3.8 mm x 1.4 mm

Power Drift = -0.06 dB

SAR (1g) = 2.45 W/kg; SAR (10g) = 0.545 W/kg;



Measurement Report for Device, EDGE TOP, WLAN 5GHz, IEEE 802.11a/h WiFi 5 GHz (OFDM, 6 Mbps), Channel 116 (5580.0 MHz)

Communication System: WLAN 5GHz; Frequency: 5580.0

Medium: HSL. Medium parameters used: $f= 5580.0$ MHz; $\sigma= 4.98$ S/m; $\epsilon_r = 35.6$

DASY8 Configuration:

- Probe: EX3DV4 - SN3793; ConvF(4.56, 4.56, 4.56); Calibrated: 2022-09-30
- Sensor-Surface: 1.4 mm
- Electronics: DAE4 Sn1740; Calibrated: 2022-08-03
- Phantom: Twin-SAM V8.0 (30deg probe tilt); Serial: 2103
- Measurement Software: cDASY8 V16.2.0.1425

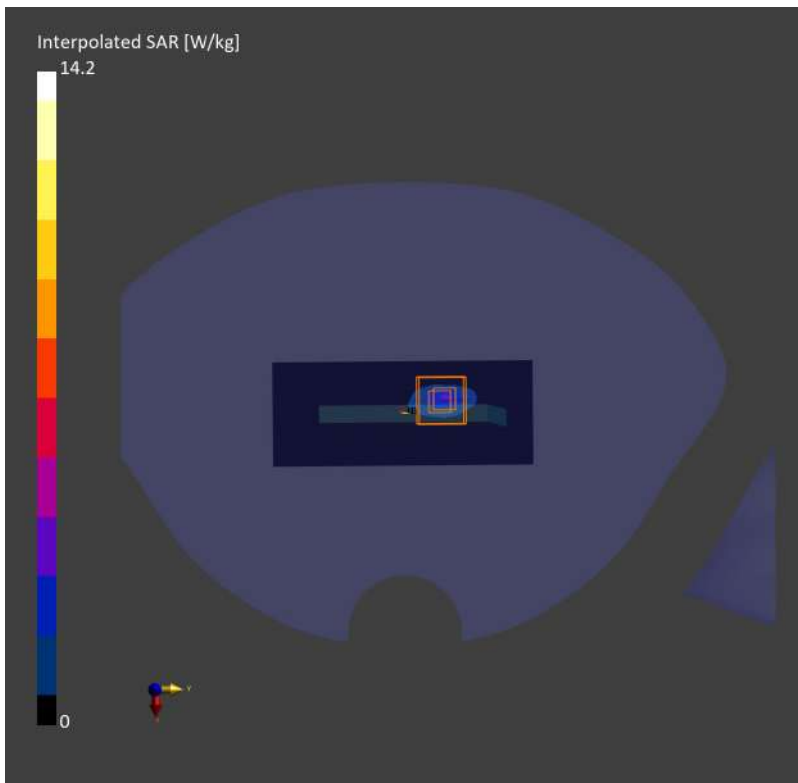
Area Scan (48.0 mm x 120.0 mm): Measurement Grid: 8.0 mm x 10.0 mm

SAR (1g) = 2.29 W/kg; SAR (10g) = 0.551 W/kg;

Zoom Scan (22.0 mm x 22.0 mm x 22.0 mm): Measurement Grid: 3.8 mm x 3.8 mm x 1.4 mm

Power Drift = -0.07 dB

SAR (1g) = 2.96 W/kg; SAR (10g) = 0.635 W/kg;



Measurement Report for Device, CHEEK, ISM 2.4 GHz Band, IEEE 802.15.1 Bluetooth (GFSK, DH5), Channel 39 (2441.0 MHz)

Communication System: ISM 2.4 GHz Band; Frequency: 2441.0

Medium: HSL. Medium parameters used: $f = 2441.0$ MHz; $\sigma = 1.82$ S/m; $\epsilon_r = 41.0$

DASY8 Configuration:

- Probe: EX3DV4 - SN7735; ConvF(8.2, 8.2, 8.2); Calibrated: 2022-08-09
- Sensor-Surface: 1.4 mm
- Electronics: DAE4 Sn1740; Calibrated: 2022-08-03
- Phantom: Twin-SAM V8.0 (30deg probe tilt); Serial: 2103
- Measurement Software: cDASY8 V16.2.0.1425

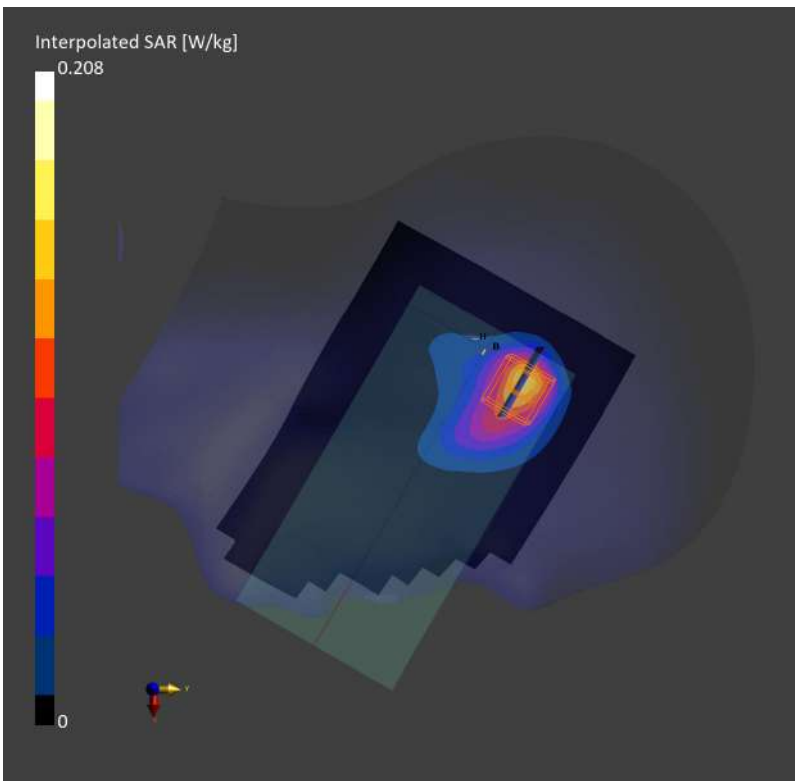
Area Scan (120.0 mm x 200.0 mm): Measurement Grid: 10.0 mm x 10.0 mm

SAR (1g) = 0.120 W/kg; SAR (10g) = 0.061 W/kg;

Zoom Scan (30.0 mm x 30.0 mm x 30.0 mm): Measurement Grid: 5.0 mm x 5.0 mm x 1.5 mm

Power Drift = -0.04 dB

SAR (1g) = 0.106 W/kg; SAR (10g) = 0.054 W/kg;



Measurement Report for Device, BACK, ISM 2.4 GHz Band, IEEE 802.15.1 Bluetooth (GFSK, DH5), Channel 39 (2441.0 MHz)

Communication System: ISM 2.4 GHz Band; Frequency: 2441.0

Medium: HSL. Medium parameters used: $f = 2441.0$ MHz; $\sigma = 1.82$ S/m; $\epsilon_r = 41.0$

DASY8 Configuration:

- Probe: EX3DV4 - SN7735; ConvF(8.2, 8.2, 8.2); Calibrated: 2022-08-09
- Sensor-Surface: 1.4 mm
- Electronics: DAE4 Sn1740; Calibrated: 2022-08-03
- Phantom: Twin-SAM V8.0 (30deg probe tilt); Serial: 2103
- Measurement Software: cDASY8 V16.2.0.1425

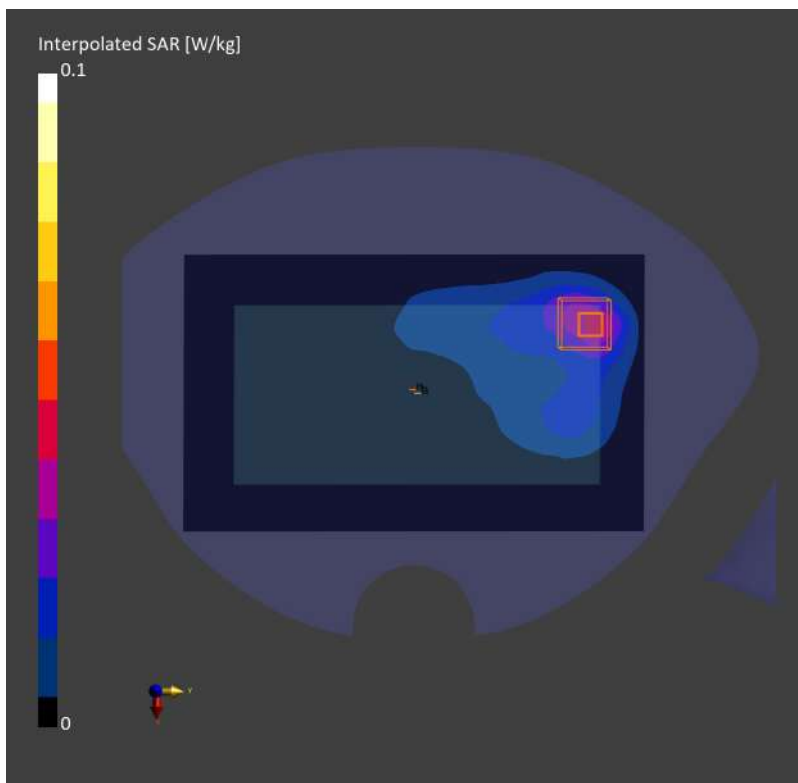
Area Scan (120.0 mm x 200.0 mm): Measurement Grid: 10.0 mm x 10.0 mm

SAR (1g) = 0.036 W/kg; SAR (10g) = 0.018 W/kg;

Zoom Scan (30.0 mm x 30.0 mm x 30.0 mm): Measurement Grid: 5.0 mm x 5.0 mm x 1.5 mm

Power Drift = 0.14 dB

SAR (1g) = 0.035 W/kg; SAR (10g) = 0.017 W/kg;



Test Laboratory: SGS-SAR Lab

M19 NFC 13.56MHz Back side 0mm

DUT: M19; Type: mobile phone; Serial: 866672060034526

Communication System: UID 0, NFC (0); Frequency: 13.56 MHz; Duty Cycle: 1:1

Medium: HSL_13; Medium parameters used: $f = 14$ MHz; $\sigma = 0.748$ S/m; $\epsilon_r = 53.7$; $\rho = 1000$ kg/m³
Phantom section: Flat Section

DASY 5 Configuration:

- Probe: EX3DV4 - SN3793; ConvF(15.3, 15.3, 15.3); Calibrated: 2022-09-30
- Sensor-Surface: 1.4mm (Mechanical Surface Detection)
- Electronics: DAE4 Sn1324; Calibrated: 2022-10-17
- Phantom: SAR 2; Type: EL4; Serial:1143
- DASY52 52.10.4(1527); SEMCAD X 14.6.14(7483)

Configuration/Head/Area Scan (8x14x1): Measurement grid: dx=15mm, dy=15mm
Maximum value of SAR (measured) = 0.211 W/kg

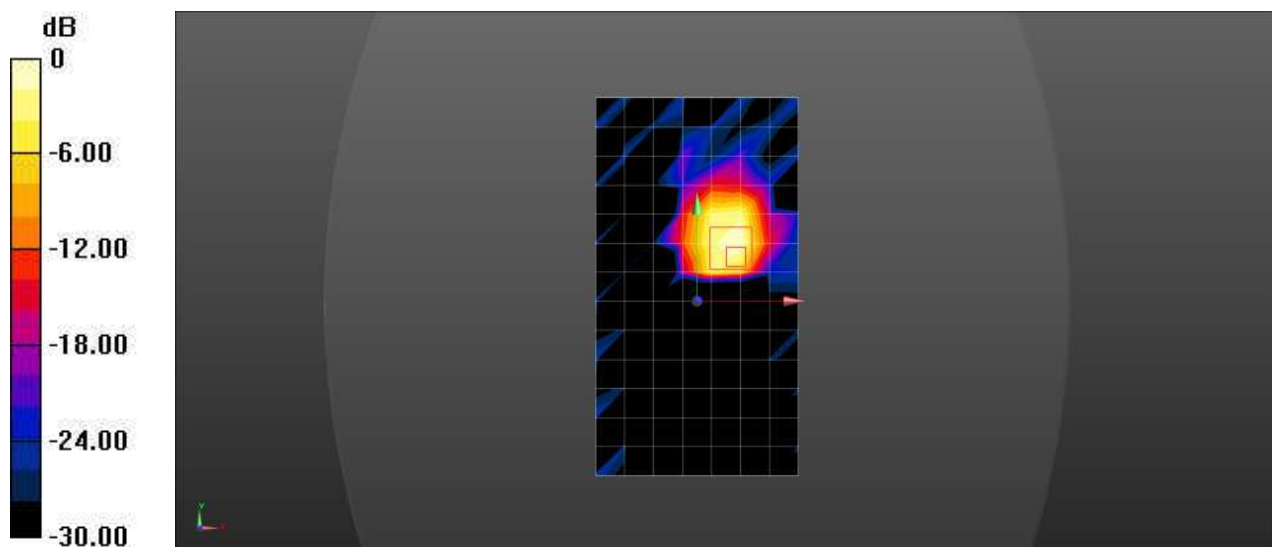
Configuration/Head/Zoom Scan (5x5x7)/Cube 0: Measurement grid: dx=8mm, dy=8mm, dz=5mm

Reference Value = 0 V/m; Power Drift = 0.01 dB

Peak SAR (extrapolated) = 0.351 W/kg

SAR(1 g) = 0.070 W/kg; SAR(10 g) = 0.026 W/kg

Maximum value of SAR (measured) = 0.190 W/kg



0 dB = 0.211 W/kg = -6.76 dBW/kg