


Appendix D



Photographs

1. SAR measurement System
2. Photographs of Tissue Simulate Liquid
3. Photographs of EUT test position
4. EUT Constructional Details
5. Detailed DUT Antenna Locations

1. SAR measurement System



2. Photographs of Tissue Simulate Liquid

Photo 1: Tissue Simulant Liquid for HBBL600-10000MHz	Photo 2: Tissue Simulant Liquid for HBBL4-250MHz
	

3. Photographs of EUT test position

<p>Photo 3: Left Cheek</p>	<p>Photo 4: Left Tilted</p>
	
<p>Photo 5: Right Cheek</p>	<p>Photo 6: Right Tilted</p>
	
<p>Photo 7: Front side 12mm</p>	<p>Photo 8: Back side 17mm</p>
	

Photo 9: Front side 10mm




Photo 10: Back side 10mm




Photo 11: Left side 10mm




Photo 12: Right side 10mm




Photo 13: Top side 10mm




Photo 14: Bottom side 10mm




Photo 15: Top side 19mm




Photo 16: Bottom side 15mm



Photo 17: Front side 0mm



Photo 18: Back side 0mm



Photo 19: Left side 0mm




Photo 20: Right side 0mm





Photo 21: Top side 0mm



NFC SAR Photographs of EUT test position:

Photo 22: Front 0mm




Photo 23: Back 0mm




Photo 24: Left side 0mm




Photo 25: Right side 0mm






Photo 26: Top side 0mm



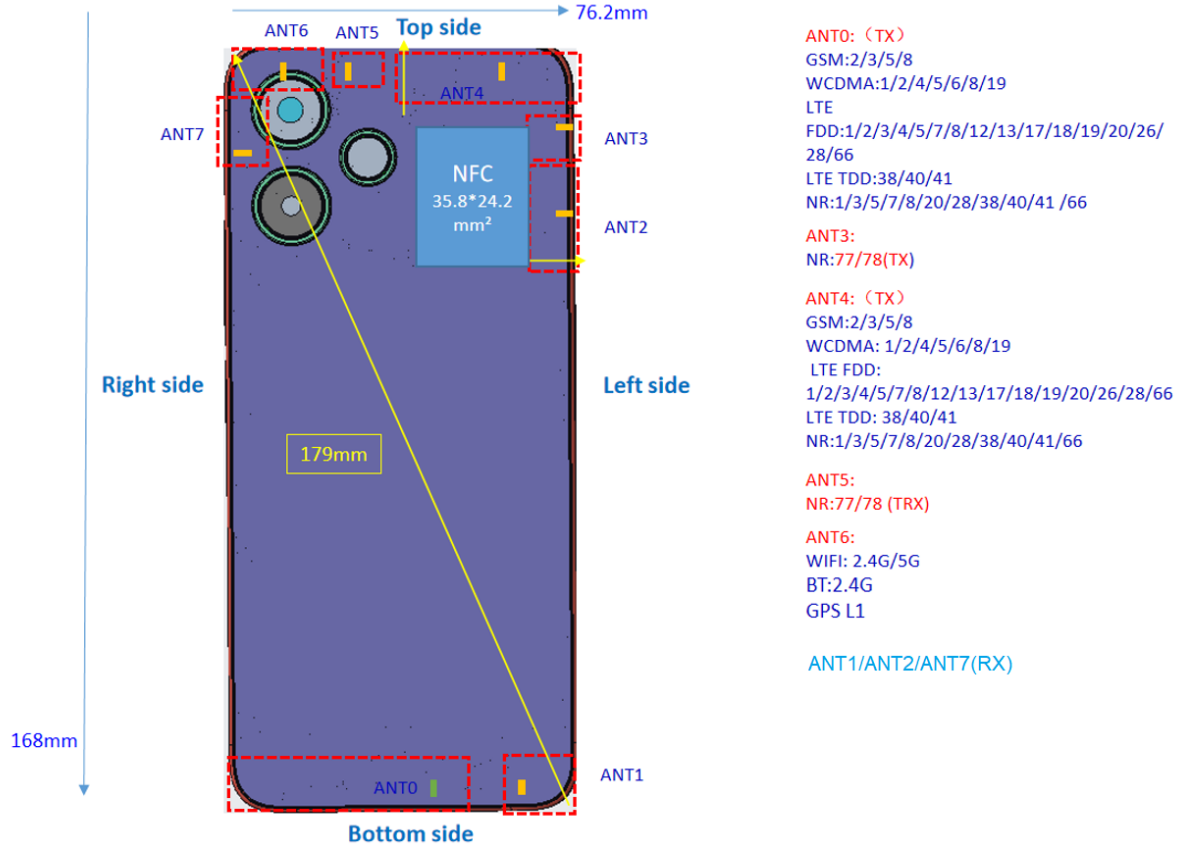
Photo 27: Bottom side 0mm



4. EUT Constructional Details



5. Detailed DUT Antenna Locations (Back View)



- ANT0: (TX)**
 GSM:2/3/5/8
 WCDMA:1/2/4/5/6/8/19
 LTE
 FDD:1/2/3/4/5/7/8/12/13/17/18/19/20/26/28/66
 LTE TDD:38/40/41
 NR:1/3/5/7/8/20/28/38/40/41 /66
- ANT3:**
 NR:77/78(TX)
- ANT4: (TX)**
 GSM:2/3/5/8
 WCDMA: 1/2/4/5/6/8/19
 LTE FDD:
 1/2/3/4/5/7/8/12/13/17/18/19/20/26/28/66
 LTE TDD: 38/40/41
 NR:1/3/5/7/8/20/28/38/40/41/66
- ANT5:**
 NR:77/78 (TRX)
- ANT6:**
 WIFI: 2.4G/5G
 BT:2.4G
 GPS L1
- ANT1/ANT2/ANT7(RX)**