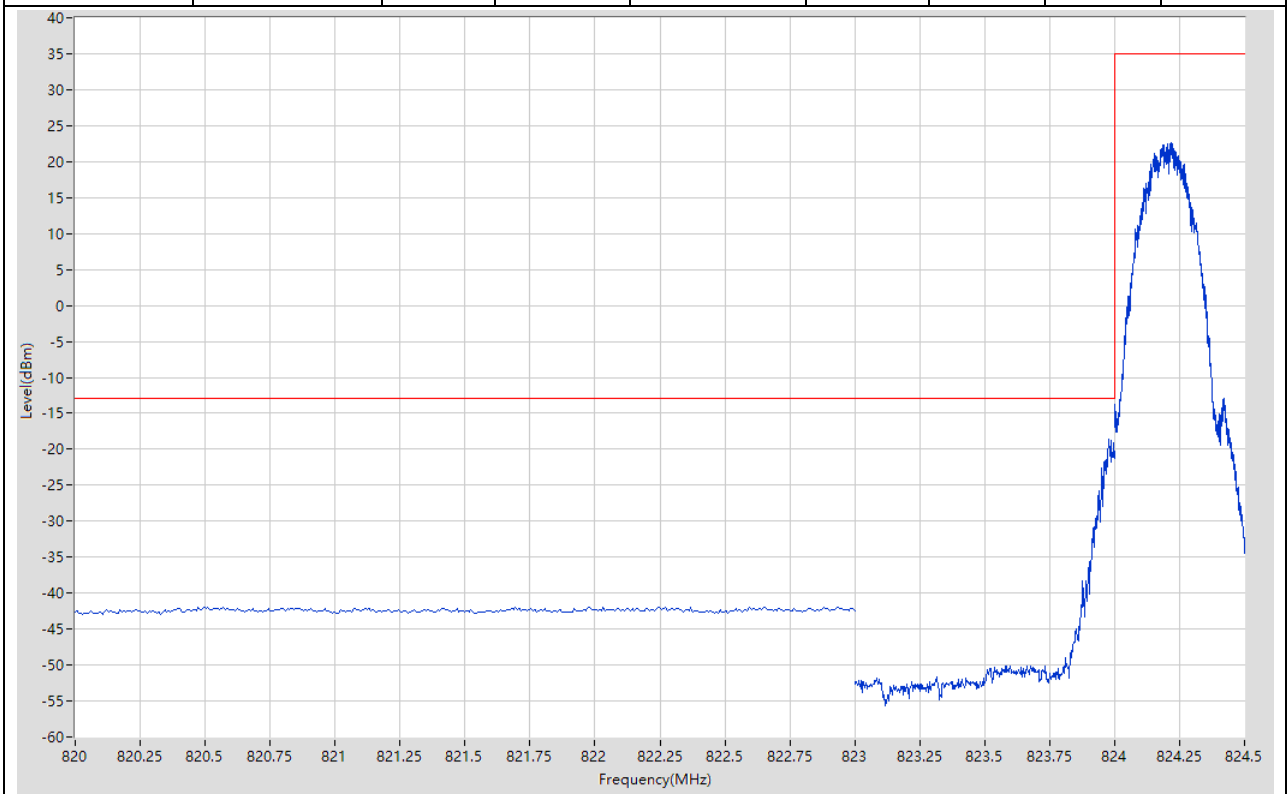


## **Annex A.6 Band Edge**

# 1. GSM\_GSM850

## 1.1. GSM Band Edge\_Part22-24(NTNV)(Channel:128)

Start Frequency (MHz)	Stop Frequency (MHz)	RBW (MHz)	Detector	Frequency (MHz)	Power (dBm)	Limit (dBm)	Verdict	Sweep Point
820	823	0.1	RMS	820.51	-41.92	-13	Pass	401
823	824	0.003	RMS	823.978	-18.57	-13	Pass	401
824	824.5	0.01	RMS	824.22	22.6	35	Pass	401



## 1.2. GSM Band Edge\_Part22-24(NTNV)(Channel:251)

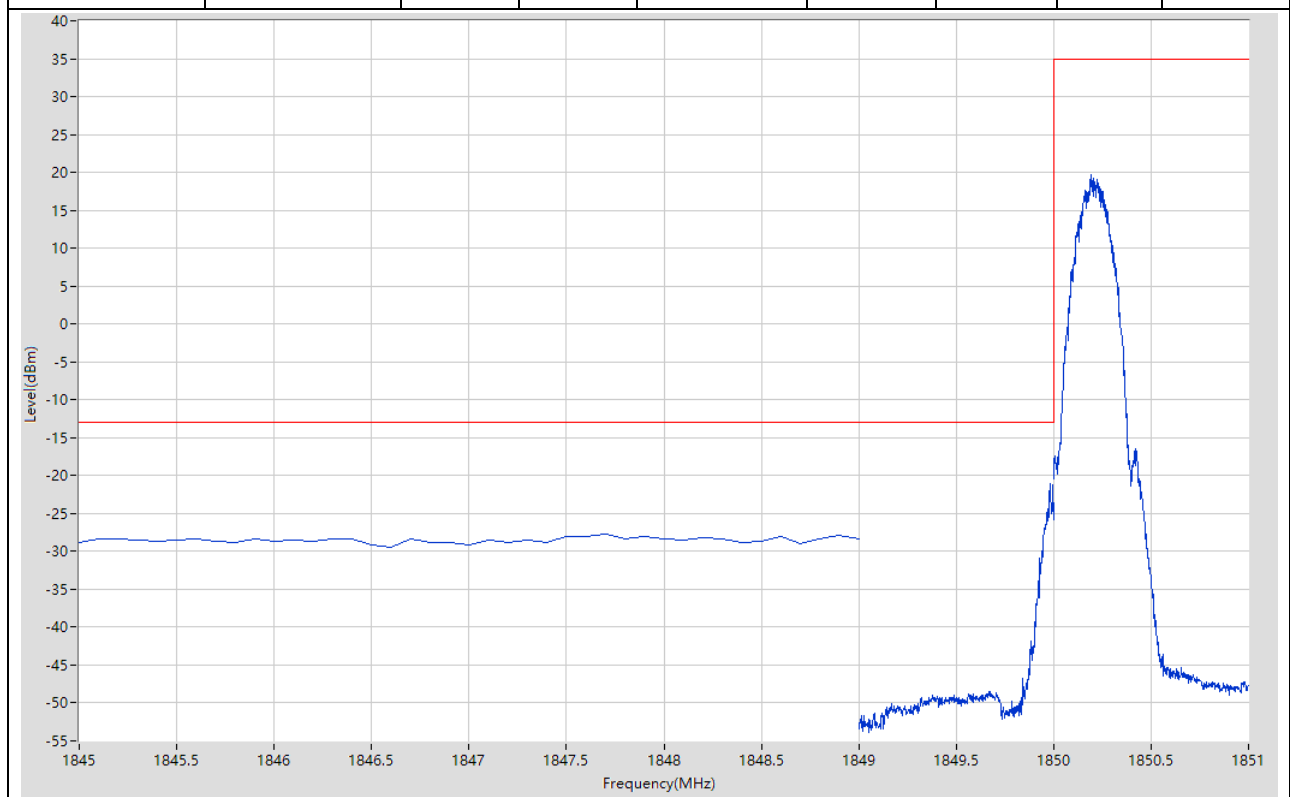
Start Frequency (MHz)	Stop Frequency (MHz)	RBW (MHz)	Detector	Frequency (MHz)	Power (dBm)	Limit (dBm)	Verdict	Sweep Point
848.5	849	0.01	RMS	848.818	22.86	35	Pass	401
849	850	0.003	RMS	849.023	-18.74	-13	Pass	401
850	855	0.1	RMS	850.025	-41.54	-13	Pass	401



## 2. GSM\_PCS

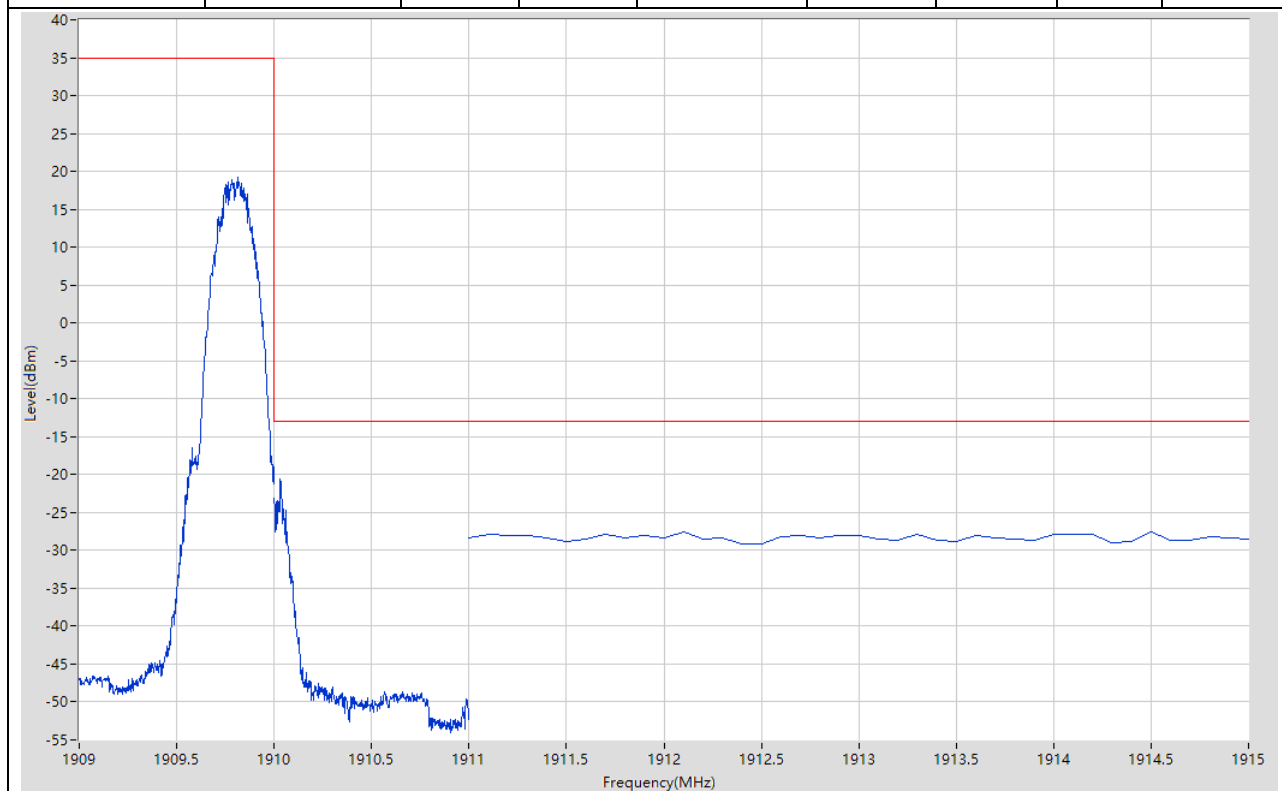
### 2.1. GSM Band Edge\_Part22-24(NTNV)(Channel:512)

Start Frequency (MHz)	Stop Frequency (MHz)	RBW (MHz)	Detect or	Frequency (MHz)	Power (dBm)	Limit (dBm)	Verdict	Sweep Point
1845	1849	1	RMS	1847.7	-27.77	-13	Pass	41
1849	1850	0.003	RMS	1849.98	-21.03	-13	Pass	401
1850	1851	0.01	RMS	1850.19	19.66	35	Pass	401



## 2.2. GSM Band Edge\_Part22-24(NTNV)(Channel:810)

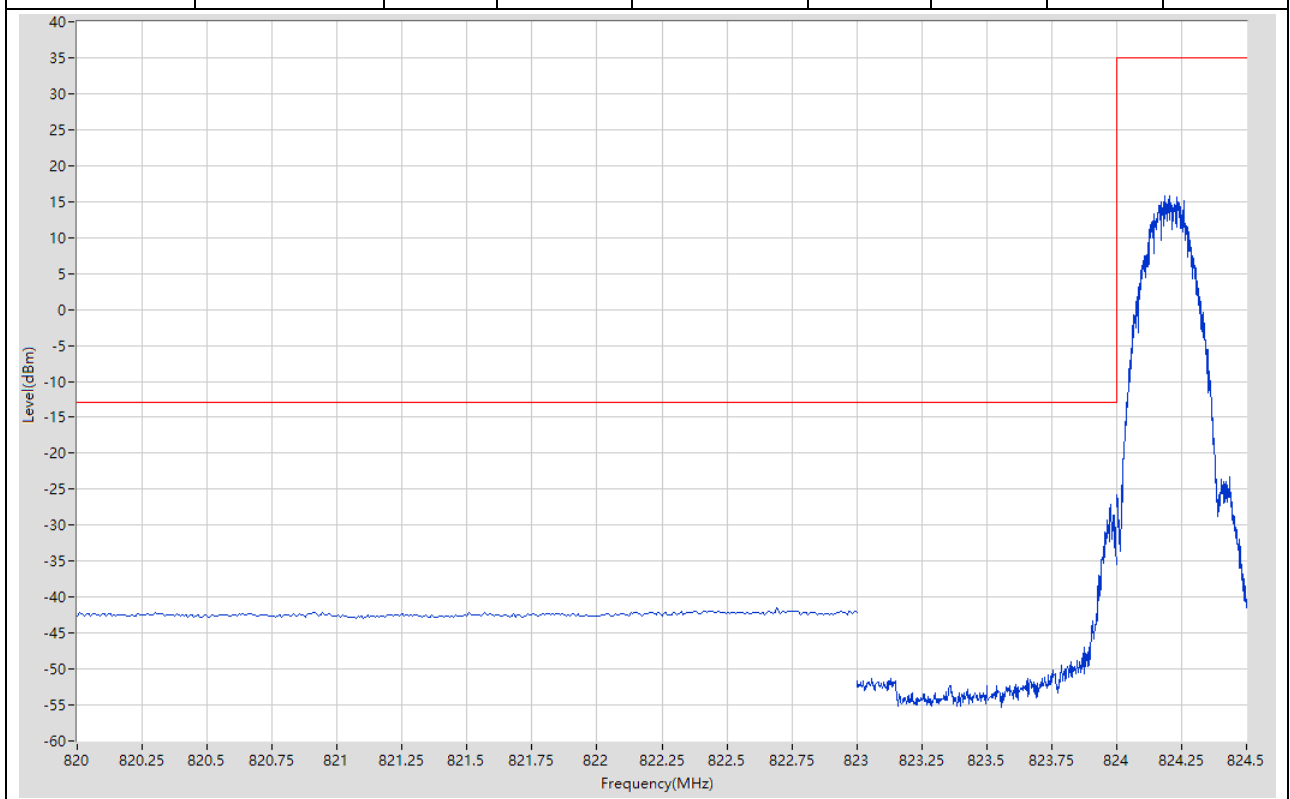
Start Frequency (MHz)	Stop Frequency (MHz)	RBW (MHz)	Detect or	Frequency (MHz)	Power (dBm)	Limit (dBm)	Verdict	Sweep Point
1909	1910	0.01	RMS	1909.813	19.2	35	Pass	401
1910	1911	0.003	RMS	1910.033	-20.59	-13	Pass	401
1911	1915	1	RMS	1914.5	-27.6	-13	Pass	41



# 1. EGPRS\_GSM850

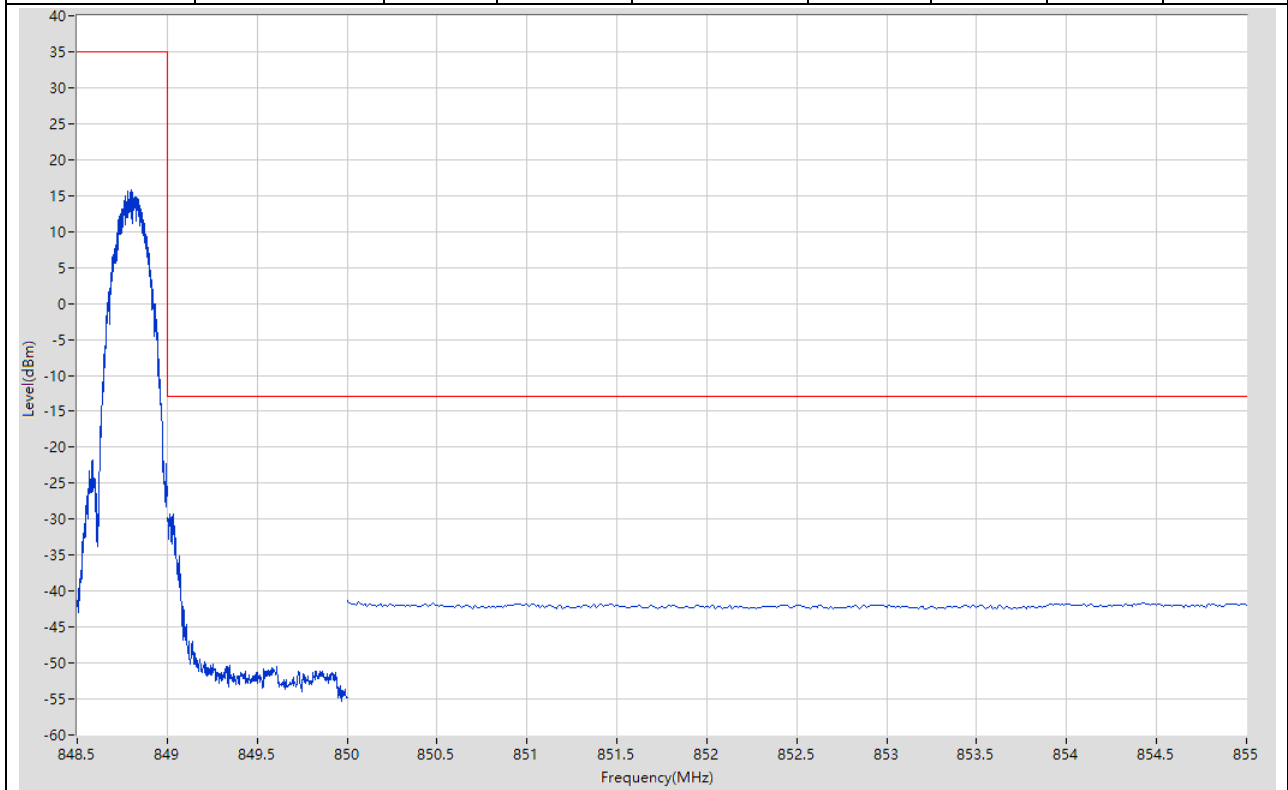
## 1.1. EGPRS Band Edge\_Part22-24(NTNV)(Channel:128)

Start Frequency (MHz)	Stop Frequency (MHz)	RBW (MHz)	Detector	Frequency (MHz)	Power (dBm)	Limit (dBm)	Verdict	Sweep Point
820	823	0.1	RMS	822.693	-41.52	-13	Pass	401
823	824	0.003	RMS	823.978	-27.04	-13	Pass	401
824	824.5	0.01	RMS	824.205	15.83	35	Pass	401



## 1.2. EGPRS Band Edge\_Part22-24(NTNV)(Channel:251)

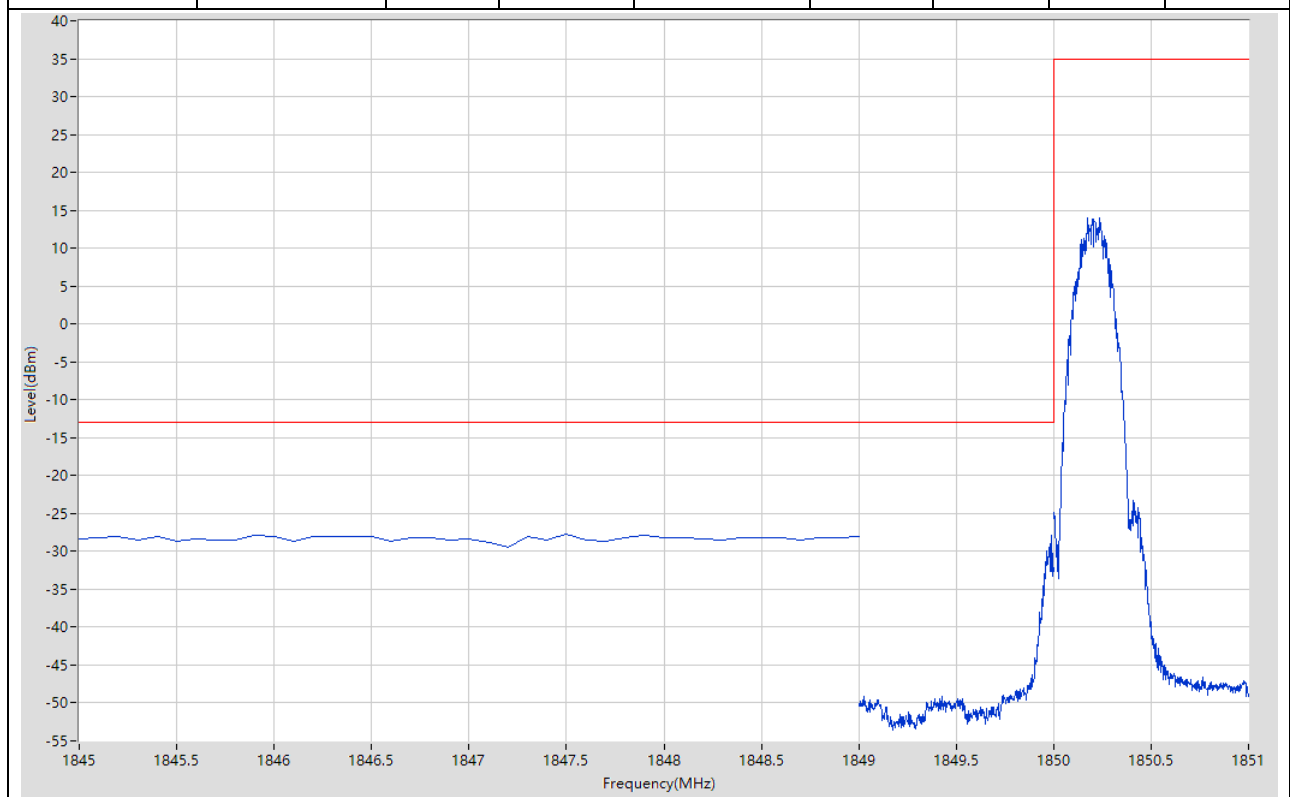
Start Frequency (MHz)	Stop Frequency (MHz)	RBW (MHz)	Detector	Frequency (MHz)	Power (dBm)	Limit (dBm)	Verdict	Sweep Point
848.5	849	0.01	RMS	848.8	15.85	35	Pass	401
849	850	0.003	RMS	849.038	-29.24	-13	Pass	401
850	855	0.1	RMS	850	-41.38	-13	Pass	401



## 2. EGPRS\_PCS

### 2.1. EGPRS Band Edge\_Part22-24(NTNV)(Channel:512)

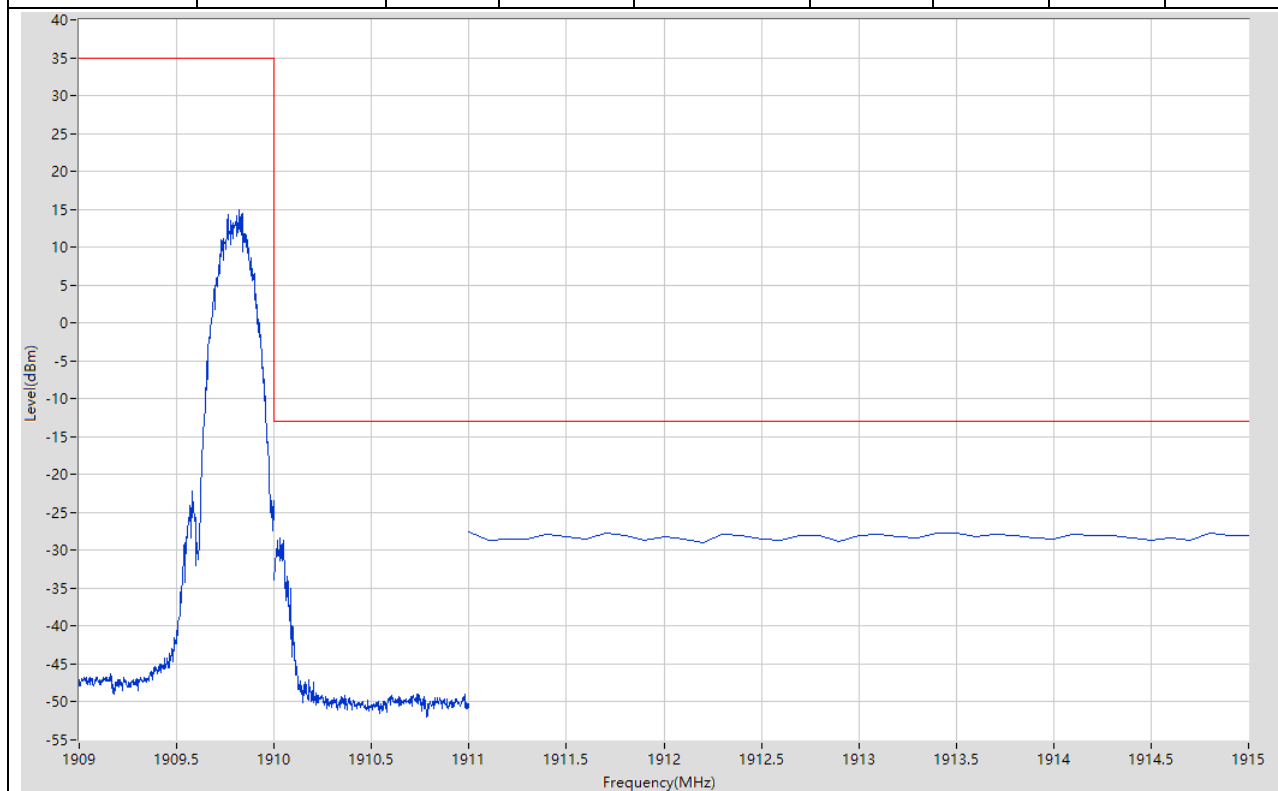
Start Frequency (MHz)	Stop Frequency (MHz)	RBW (MHz)	Detector	Frequency (MHz)	Power (dBm)	Limit (dBm)	Verdict	Sweep Point
1845	1849	1	RMS	1847.5	-27.78	-13	Pass	41
1849	1850	0.003	RMS	1849.99	-27.81	-13	Pass	401
1850	1851	0.01	RMS	1850.173	14.03	35	Pass	401





## 2.2. EGPRS Band Edge\_Part22-24(NTNV)(Channel:810)

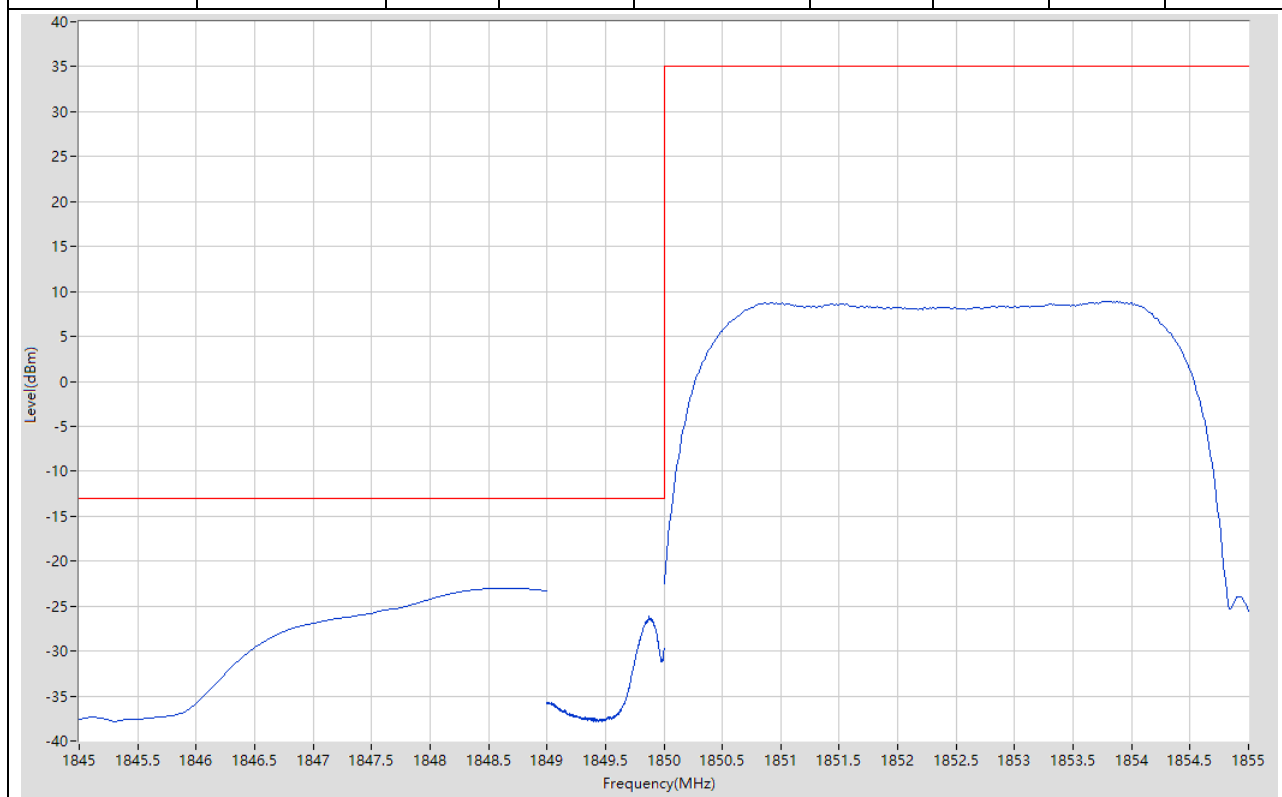
Start Frequency (MHz)	Stop Frequency (MHz)	RBW (MHz)	Detector	Frequency (MHz)	Power (dBm)	Limit (dBm)	Verdict	Sweep Point
1909	1910	0.01	RMS	1909.82	14.89	35	Pass	401
1910	1911	0.003	RMS	1910.033	-28.34	-13	Pass	401
1911	1915	1	RMS	1911	-27.57	-13	Pass	41



## 1. WCDMA\_Band2

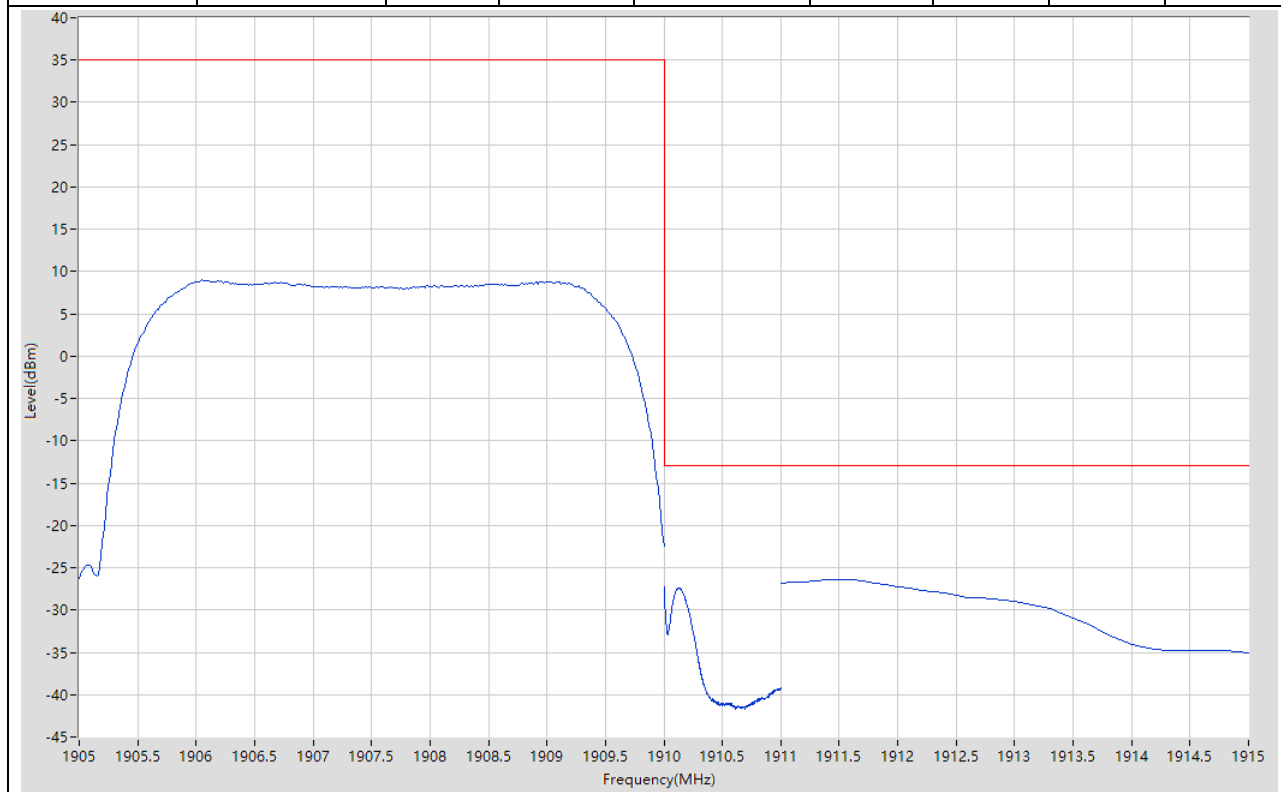
### 1.1. WCDMA Band Edge\_Part22-24-27(NTNV)(Channel:9262)

Start Frequency (MHz)	Stop Frequency (MHz)	RBW (MHz)	Detector	Frequency (MHz)	Power (dBm)	Limit (dBm)	Verdict	Sweep Point
1845	1849	1	RMS	1848.6	-22.99	-13	Pass	41
1849	1850	0.051	RMS	1849.87	-26.16	-13	Pass	401
1850	1855	0.1	RMS	1853.8	8.93	35	Pass	401



## 1.2. WCDMA Band Edge\_Part22-24-27(NTNV)(Channel:9538)

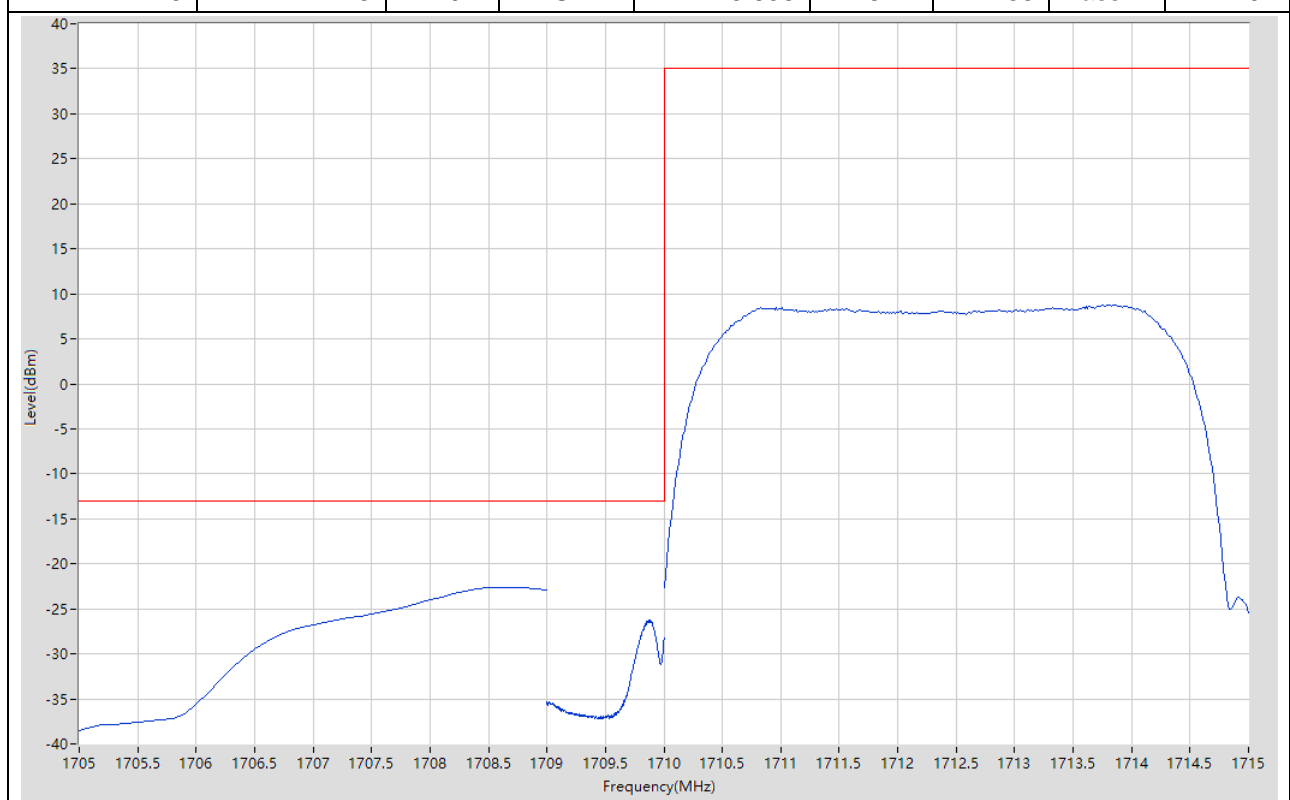
Start Frequency (MHz)	Stop Frequency (MHz)	RBW (MHz)	Detector	Frequency (MHz)	Power (dBm)	Limit (dBm)	Verdict	Sweep Point
1905	1910	0.1	RMS	1906.05	9	35	Pass	401
1910	1911	0.051	RMS	1910	-27.26	-13	Pass	401
1911	1915	1	RMS	1911.5	-26.41	-13	Pass	41



## 2. WCDMA\_Band4

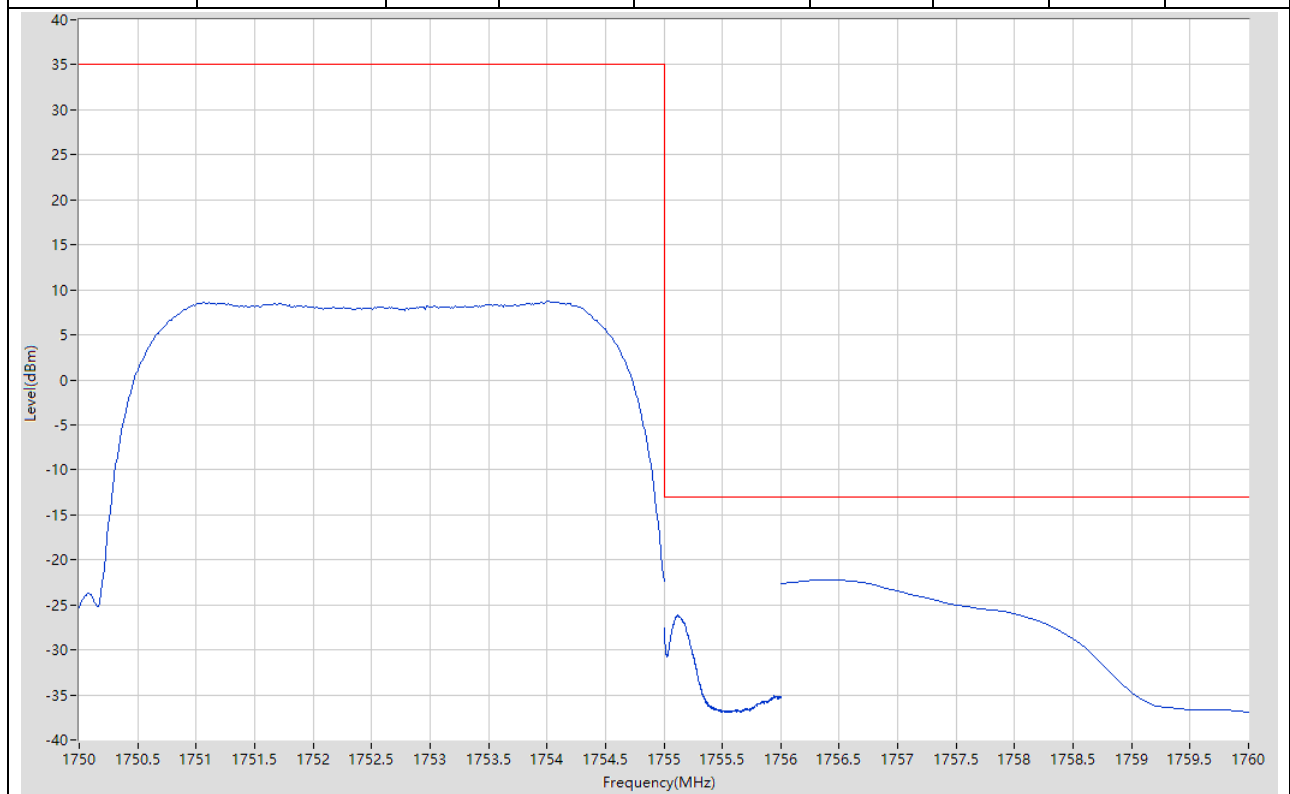
### 2.1. WCDMA Band Edge\_Part22-24-27(NTNV)(Channel:1312)

Start Frequency (MHz)	Stop Frequency (MHz)	RBW (MHz)	Detector	Frequency (MHz)	Power (dBm)	Limit (dBm)	Verdict	Sweep Point
1705	1709	1	RMS	1708.6	-22.65	-13	Pass	41
1709	1710	0.051	RMS	1709.88	-26.25	-13	Pass	401
1710	1715	0.1	RMS	1713.838	8.77	35	Pass	401



## 2.2. WCDMA Band Edge\_Part22-24-27(NTNV)(Channel:1513)

Start Frequency (MHz)	Stop Frequency (MHz)	RBW (MHz)	Detector	Frequency (MHz)	Power (dBm)	Limit (dBm)	Verdict	Sweep Point
1750	1755	0.1	RMS	1754.013	8.72	35	Pass	401
1755	1756	0.051	RMS	1755.12	-26.16	-13	Pass	401
1756	1760	1	RMS	1756.4	-22.23	-13	Pass	41



### 3. WCDMA\_Band5

#### 3.1. WCDMA Band Edge\_Part22-24-27(NTNV)(Channel:4132)

Start Frequency (MHz)	Stop Frequency (MHz)	RBW (MHz)	Detector	Frequency (MHz)	Power (dBm)	Limit (dBm)	Verdict	Sweep Point
820	823	0.1	RMS	822.04	-37.08	-13	Pass	401
823	824	0.051	RMS	823.878	-28.52	-13	Pass	401
824	829	0.1	RMS	827.8	9.35	35	Pass	401



### 3.2. WCDMA Band Edge\_Part22-24-27(NTNV)(Channel:4233)

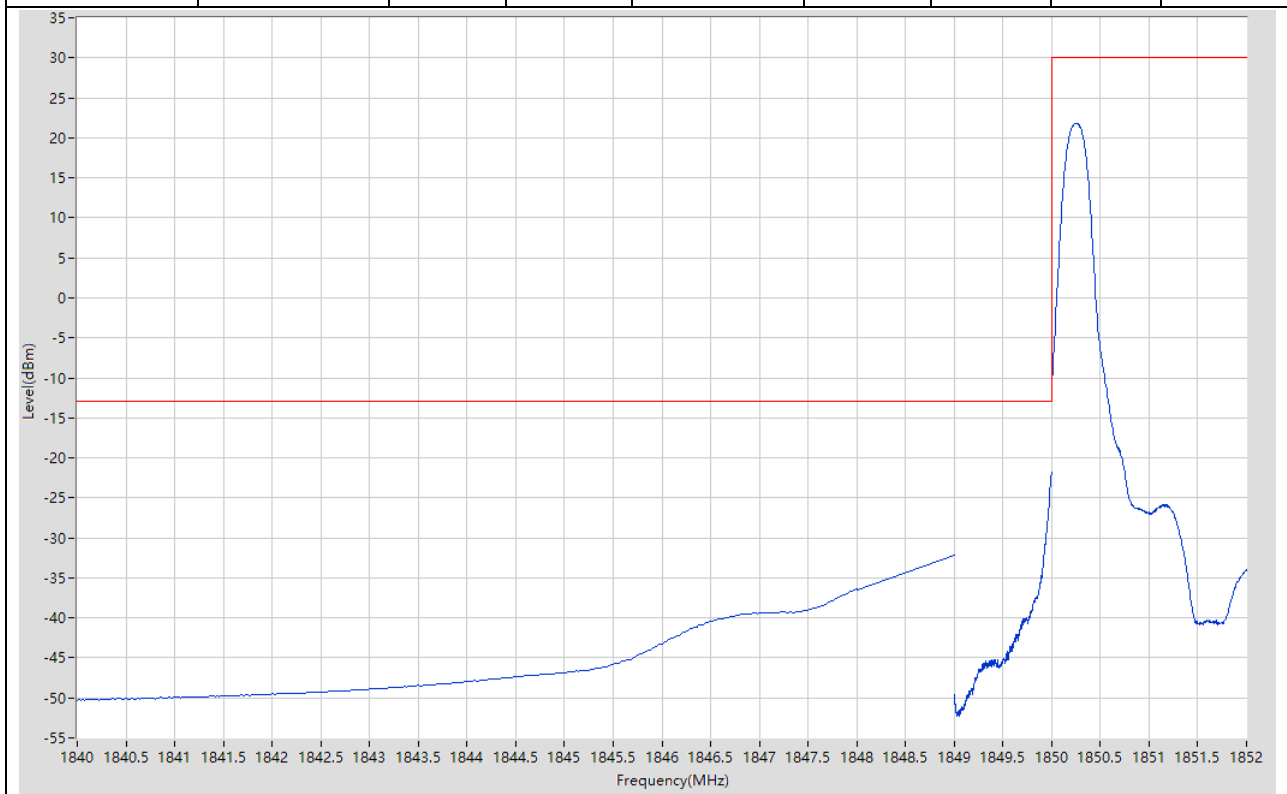
Start Frequency (MHz)	Stop Frequency (MHz)	RBW (MHz)	Detector	Frequency (MHz)	Power (dBm)	Limit (dBm)	Verdict	Sweep Point
844	849	0.1	RMS	845.063	9.59	35	Pass	401
849	850	0.051	RMS	849.118	-28.98	-13	Pass	401
850	855	0.1	RMS	850.975	-39.46	-13	Pass	401



## 1. LTE\_Band2

### 1.1. LTE Band Edge\_Part22-24-27(NTNV)(Subtest:1, Channel:18607, Bandwidth:1.4, Modulation:QPSK, RB Number: 1, RB Position:LOW)

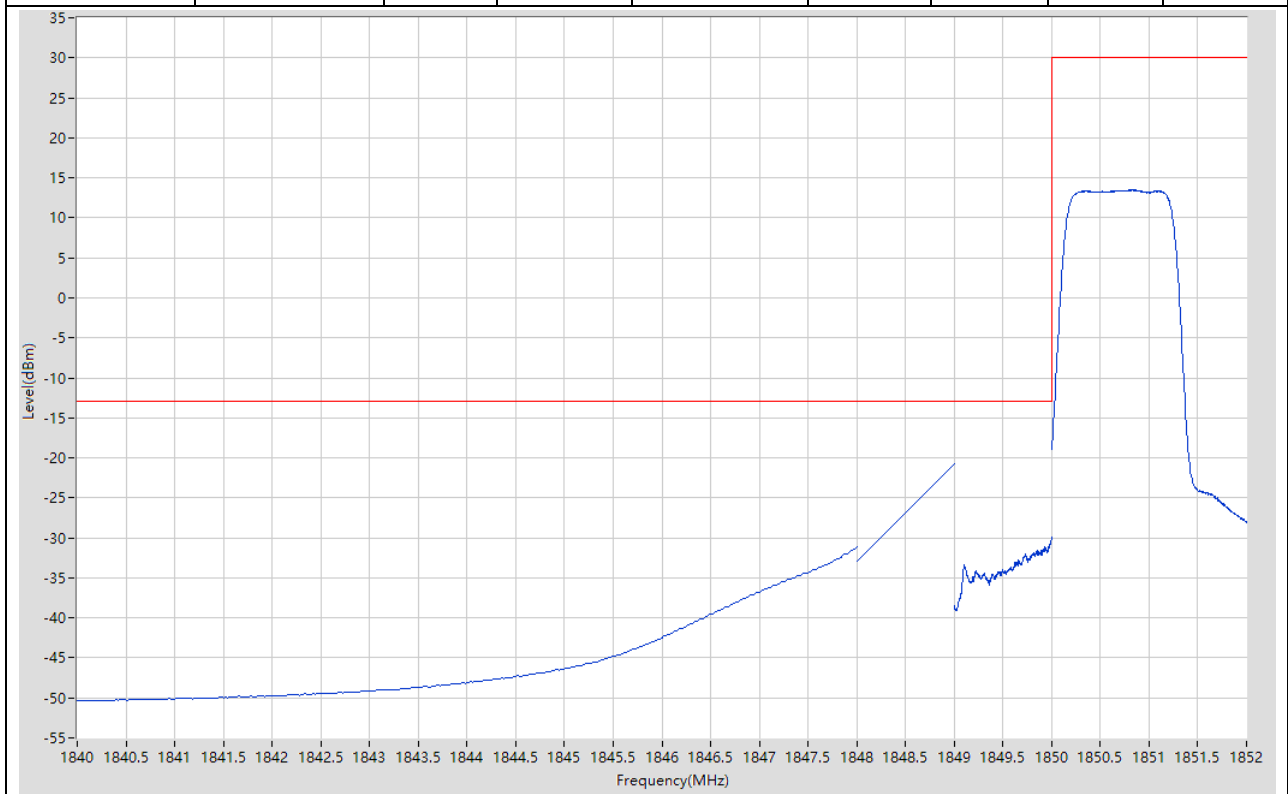
Start Frequency (MHz)	Stop Frequency (MHz)	RBW (MHz)	Detector	Frequency (MHz)	Power (dBm)	Limit (dBm)	Verdict	Sweep Point
1840	1848	1	RMS	1848	-36.39	-13	Pass	401
1848	1849	1	RMS	1849	-32.23	-13	Pass	2
1849	1850	0.02	RMS	1850	-21.79	-13	Pass	401
1850	1852	0.1	RMS	1850.255	21.83	30	Pass	401





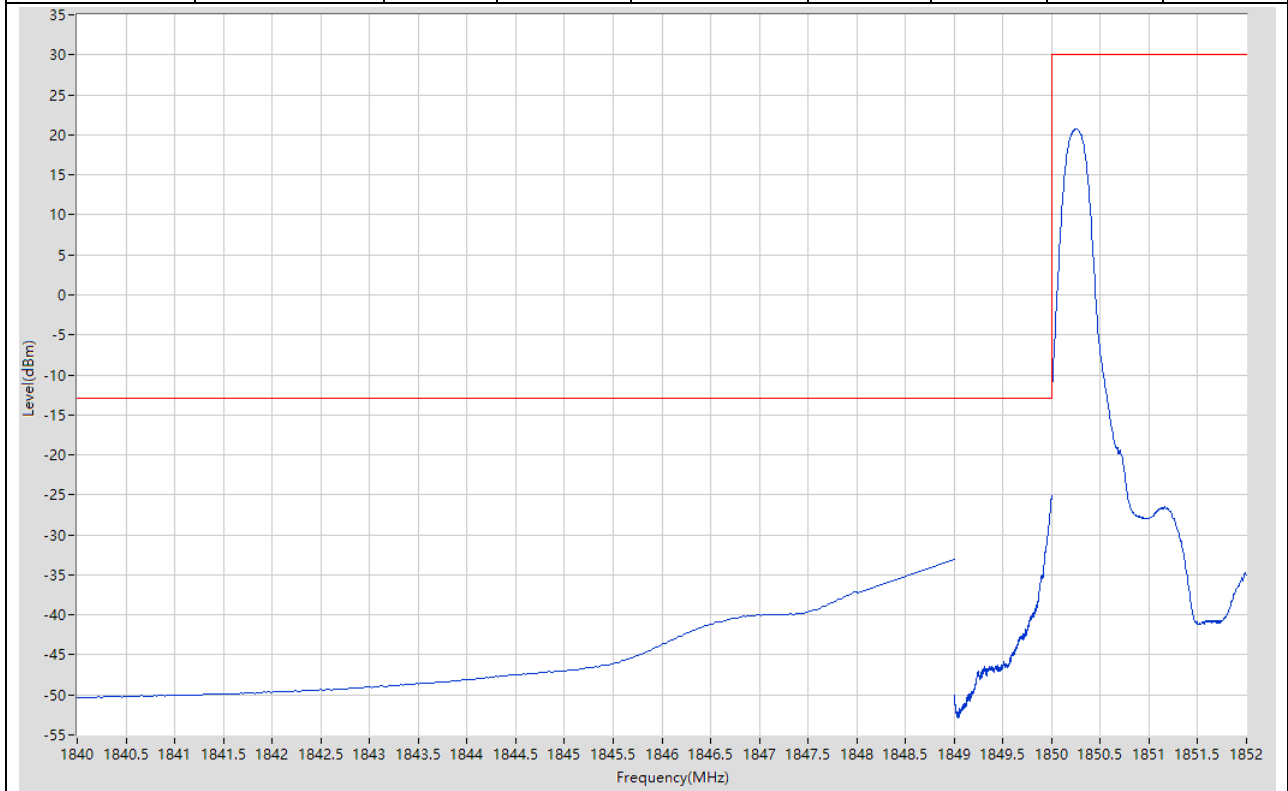
**1.2. LTE Band Edge\_Part22-24-27(NTNV)(Subtest:2, Channel:18607, Bandwidth:1.4, Modulation:QPSK, RB Number: 6, RB Position:LOW)**

Start Frequency (MHz)	Stop Frequency (MHz)	RBW (MHz)	Detector	Frequency (MHz)	Power (dBm)	Limit (dBm)	Verdict	Sweep Point
1840	1848	1	RMS	1848	-31.1	-13	Pass	401
1848	1849	1	RMS	1849	-20.72	-13	Pass	2
1849	1850	0.02	RMS	1850	-29.88	-13	Pass	401
1850	1852	0.1	RMS	1850.85	13.51	30	Pass	401



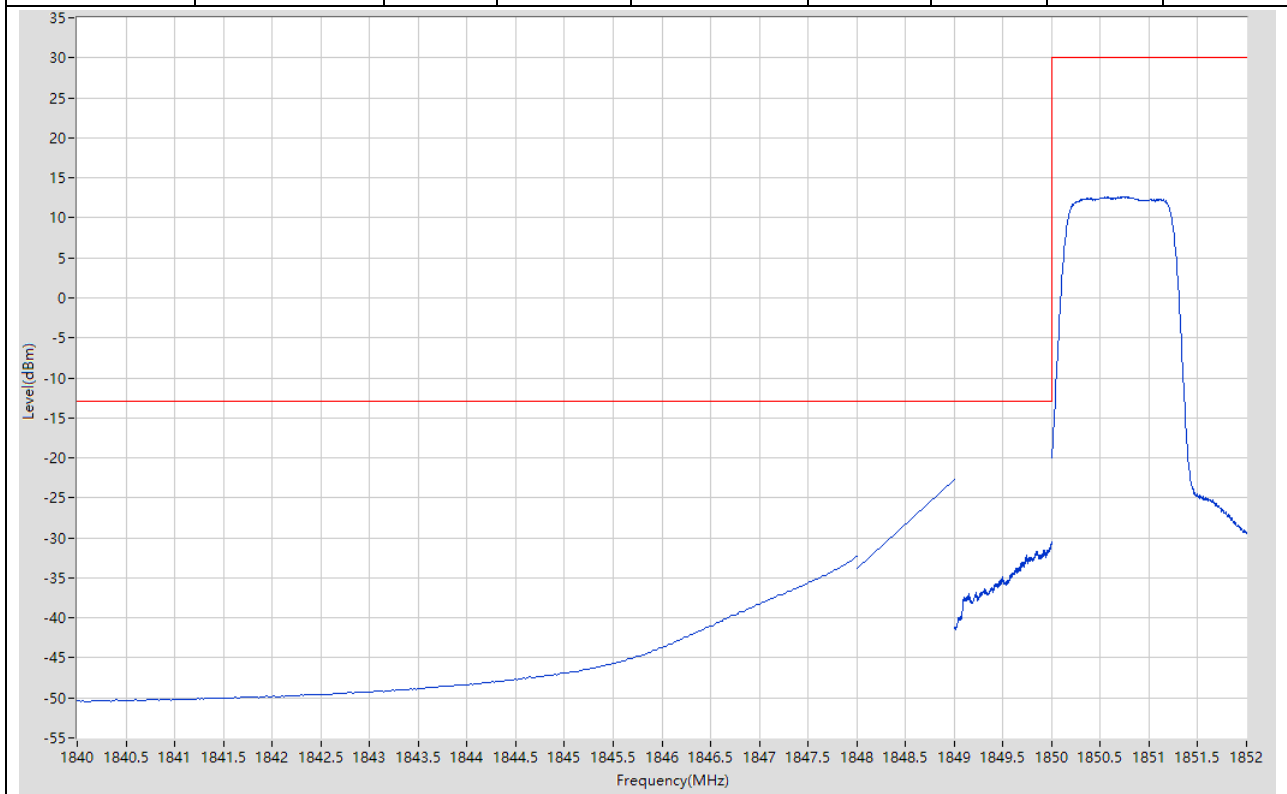
**1.3. LTE Band Edge\_Part22-24-27(NTNV)(Subtest:3, Channel:18607, Bandwidth:1.4, Modulation:Q16, RB Number: 1, RB Position:LOW)**

Start Frequency (MHz)	Stop Frequency (MHz)	RBW (MHz)	Detector	Frequency (MHz)	Power (dBm)	Limit (dBm)	Verdict	Sweep Point
1840	1848	1	RMS	1848	-37.06	-13	Pass	401
1848	1849	1	RMS	1849	-33.03	-13	Pass	2
1849	1850	0.02	RMS	1850	-25.11	-13	Pass	401
1850	1852	0.1	RMS	1850.245	20.72	30	Pass	401



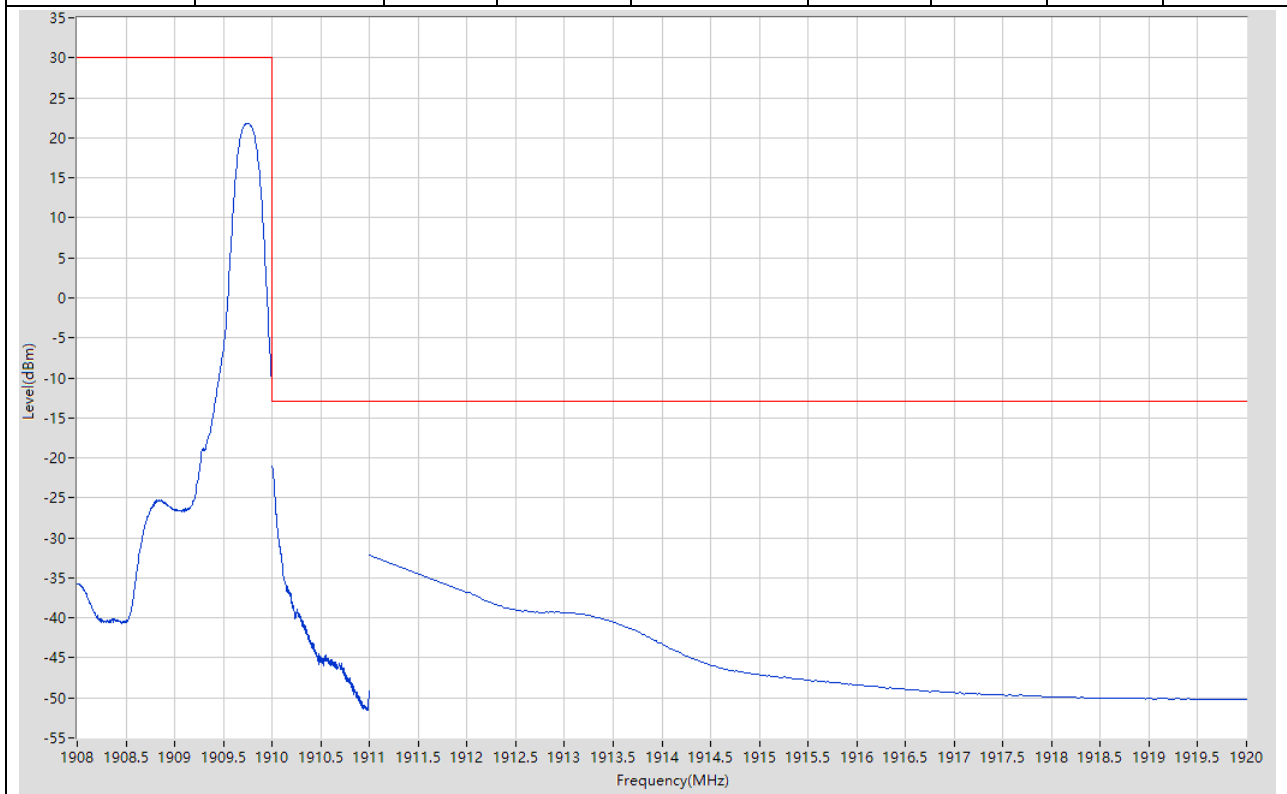
**1.4. LTE Band Edge\_Part22-24-27(NTNV)(Subtest:4, Channel:18607, Bandwidth:1.4, Modulation:Q16, RB Number: 6, RB Position:LOW)**

Start Frequency (MHz)	Stop Frequency (MHz)	RBW (MHz)	Detector	Frequency (MHz)	Power (dBm)	Limit (dBm)	Verdict	Sweep Point
1840	1848	1	RMS	1848	-32.32	-13	Pass	401
1848	1849	1	RMS	1849	-22.74	-13	Pass	2
1849	1850	0.02	RMS	1849.998	-30.51	-13	Pass	401
1850	1852	0.1	RMS	1850.72	12.63	30	Pass	401



**1.5. LTE Band Edge\_Part22-24-27(NTNV)(Subtest:5, Channel:19193, Bandwidth:1.4, Modulation:QPSK, RB Number: 1, RB Position:HIGH)**

Start Frequency (MHz)	Stop Frequency (MHz)	RBW (MHz)	Detector	Frequency (MHz)	Power (dBm)	Limit (dBm)	Verdict	Sweep Point
1908	1910	0.1	RMS	1909.74	21.84	30	Pass	401
1910	1911	0.02	RMS	1910.003	-21.05	-13	Pass	401
1911	1912	1	RMS	1911	-32.21	-13	Pass	2
1912	1920	1	RMS	1912	-36.83	-13	Pass	401



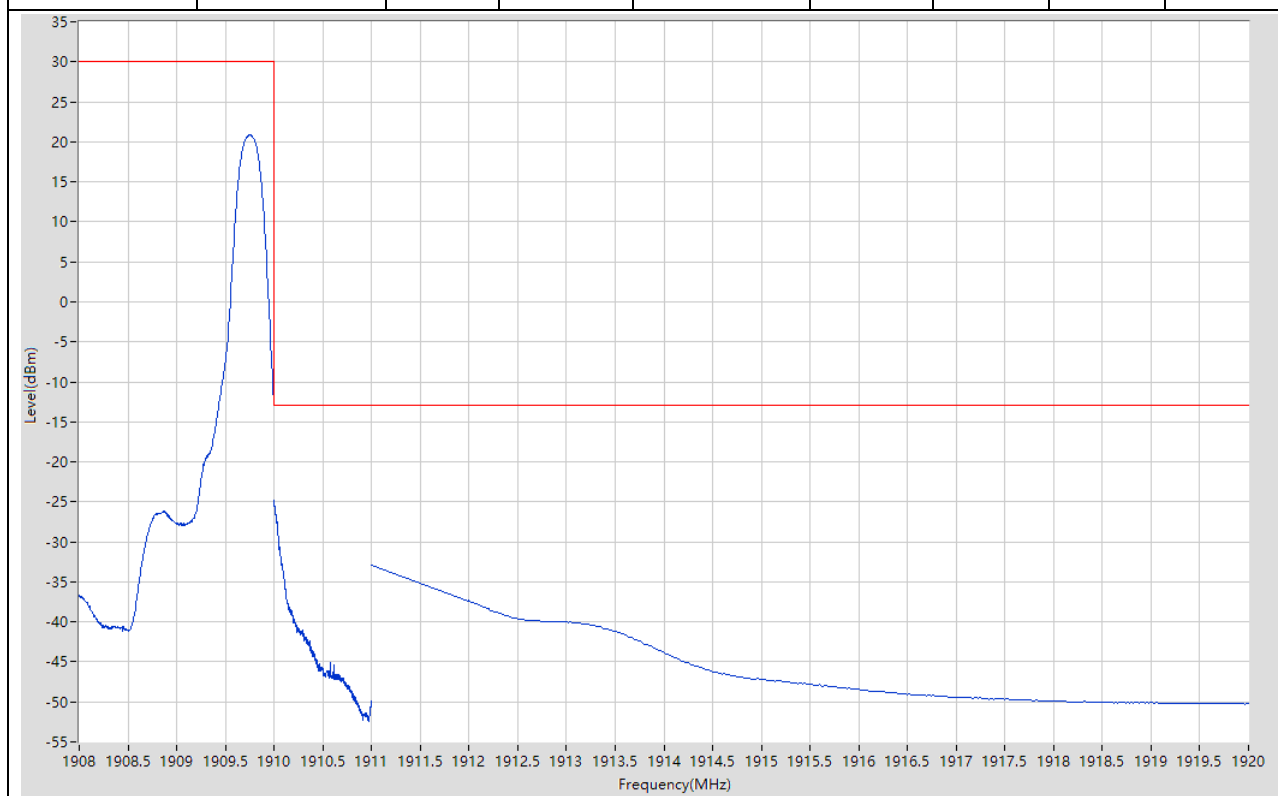
**1.6. LTE Band Edge\_Part22-24-27(NTNV)(Subtest:6, Channel:19193, Bandwidth:1.4, Modulation:QPSK, RB Number: 6, RB Position:HIGH)**

Start Frequency (MHz)	Stop Frequency (MHz)	RBW (MHz)	Detector	Frequency (MHz)	Power (dBm)	Limit (dBm)	Verdict	Sweep Point
1908	1910	0.1	RMS	1909.03	13.52	30	Pass	401
1910	1911	0.02	RMS	1910	-30.68	-13	Pass	401
1911	1912	1	RMS	1911	-20.07	-13	Pass	2
1912	1920	1	RMS	1912	-30.37	-13	Pass	401



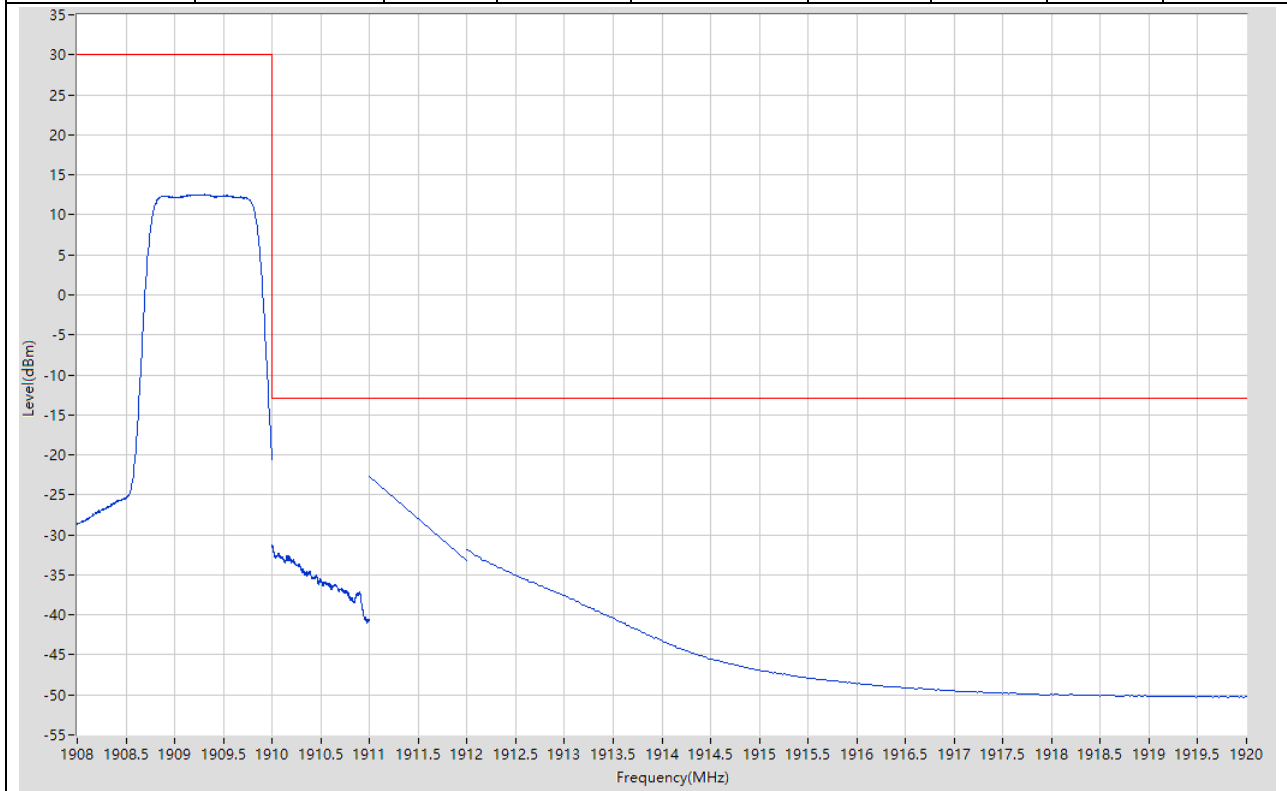
**1.7. LTE Band Edge\_Part22-24-27(NTNV)(Subtest:7, Channel:19193, Bandwidth:1.4, Modulation:Q16, RB Number: 1, RB Position:HIGH)**

Start Frequency (MHz)	Stop Frequency (MHz)	RBW (MHz)	Detector	Frequency (MHz)	Power (dBm)	Limit (dBm)	Verdict	Sweep Point
1908	1910	0.1	RMS	1909.76	20.84	30	Pass	401
1910	1911	0.02	RMS	1910	-24.81	-13	Pass	401
1911	1912	1	RMS	1911	-32.99	-13	Pass	2
1912	1920	1	RMS	1912	-37.31	-13	Pass	401



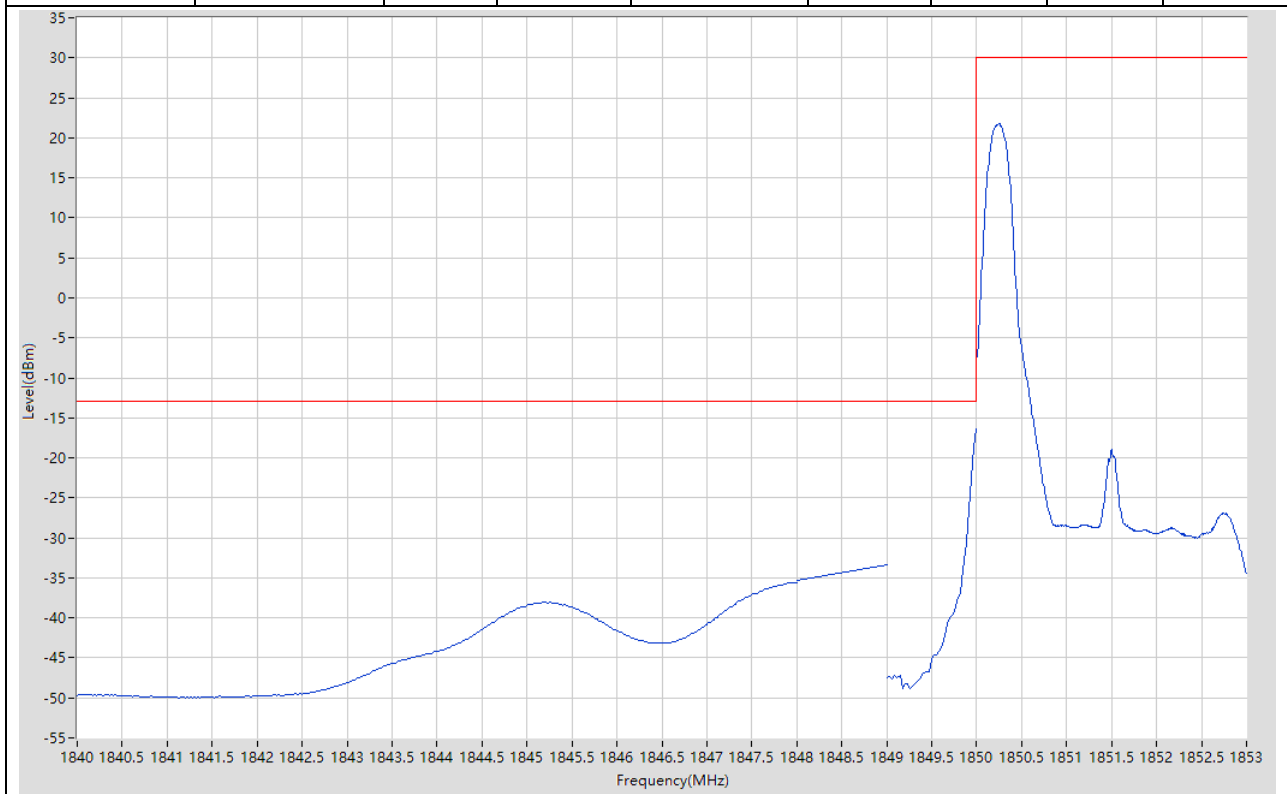
**1.8. LTE Band Edge\_Part22-24-27(NTNV)(Subtest:8, Channel:19193, Bandwidth:1.4, Modulation:Q16, RB Number: 6, RB Position:HIGH)**

Start Frequency (MHz)	Stop Frequency (MHz)	RBW (MHz)	Detector	Frequency (MHz)	Power (dBm)	Limit (dBm)	Verdict	Sweep Point
1908	1910	0.1	RMS	1909.31	12.54	30	Pass	401
1910	1911	0.02	RMS	1910.003	-31.28	-13	Pass	401
1911	1912	1	RMS	1911	-22.72	-13	Pass	2
1912	1920	1	RMS	1912	-31.91	-13	Pass	401



**1.9. LTE Band Edge\_Part22-24-27(NTNV)(Subtest:9, Channel:18615, Bandwidth:3, Modulation:QPSK, RB Number: 1, RB Position:LOW)**

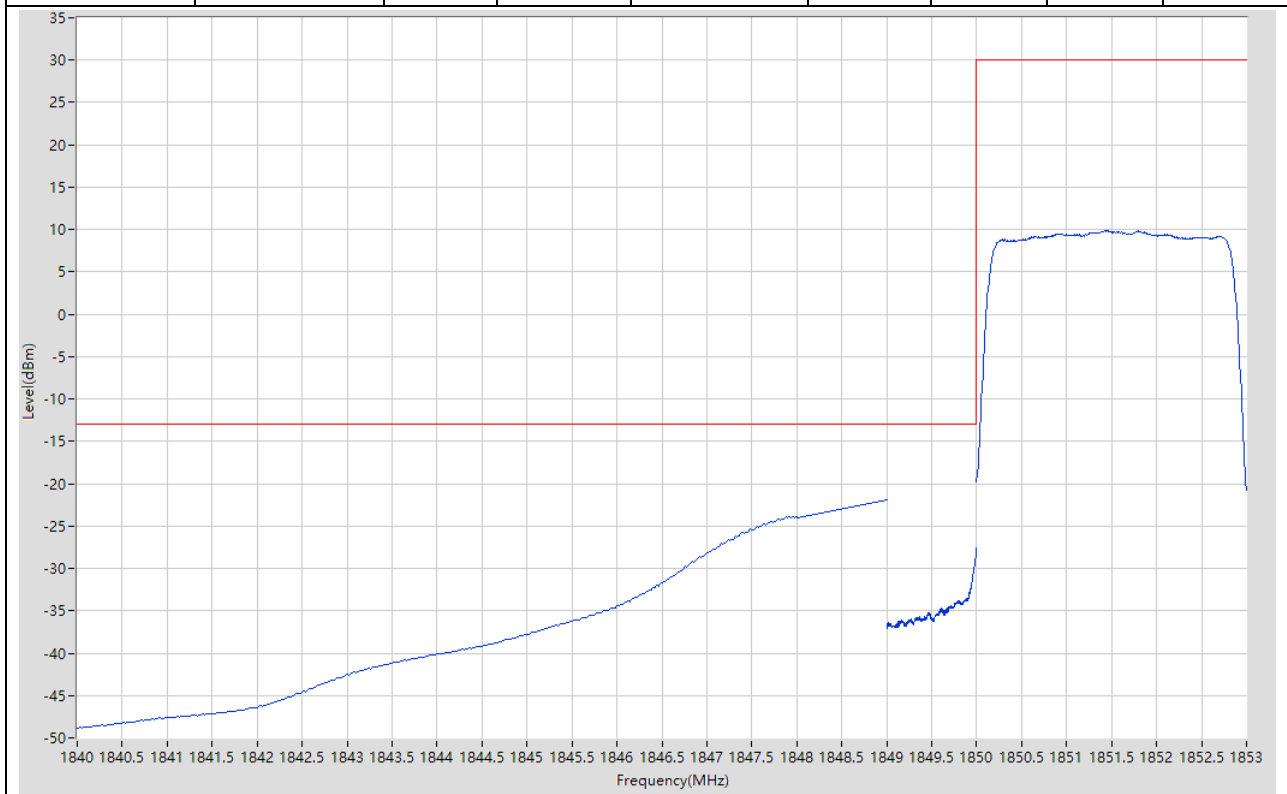
Start Frequency (MHz)	Stop Frequency (MHz)	RBW (MHz)	Detector	Frequency (MHz)	Power (dBm)	Limit (dBm)	Verdict	Sweep Point
1840	1848	1	RMS	1847.98	-35.57	-13	Pass	401
1848	1849	1	RMS	1849	-33.36	-13	Pass	2
1849	1850	0.03	RMS	1850	-16.33	-13	Pass	35
1850	1853	0.1	RMS	1850.248	21.73	30	Pass	401





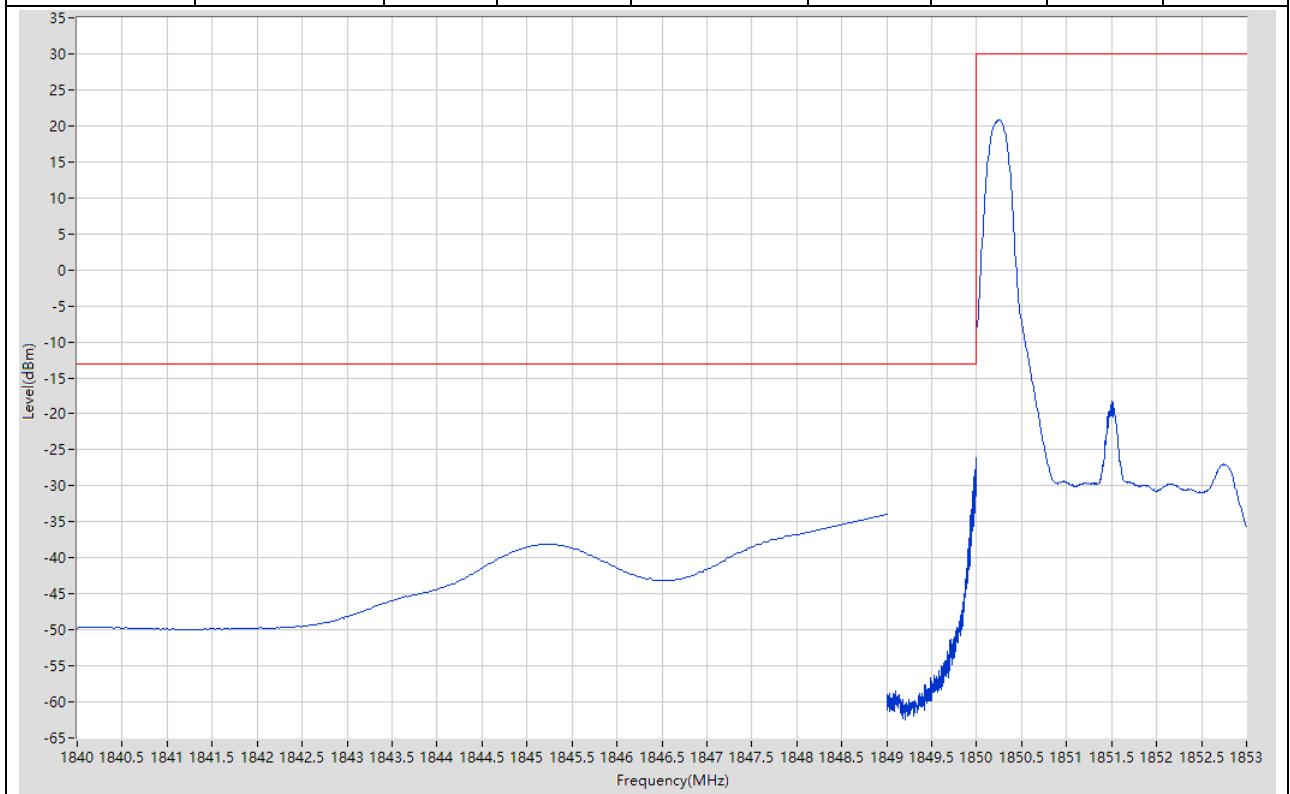
**1.10. LTE Band Edge\_Part22-24-27(NTNV)(Subtest:10, Channel:18615, Bandwidth:3, Modulation:QPSK, RB Number: 15, RB Position:LOW)**

Start Frequency (MHz)	Stop Frequency (MHz)	RBW (MHz)	Detector	Frequency (MHz)	Power (dBm)	Limit (dBm)	Verdict	Sweep Point
1840	1848	1	RMS	1848	-23.85	-13	Pass	401
1848	1849	1	RMS	1849	-21.89	-13	Pass	2
1849	1850	0.03	RMS	1850	-27.59	-13	Pass	401
1850	1853	0.1	RMS	1851.448	9.93	30	Pass	401



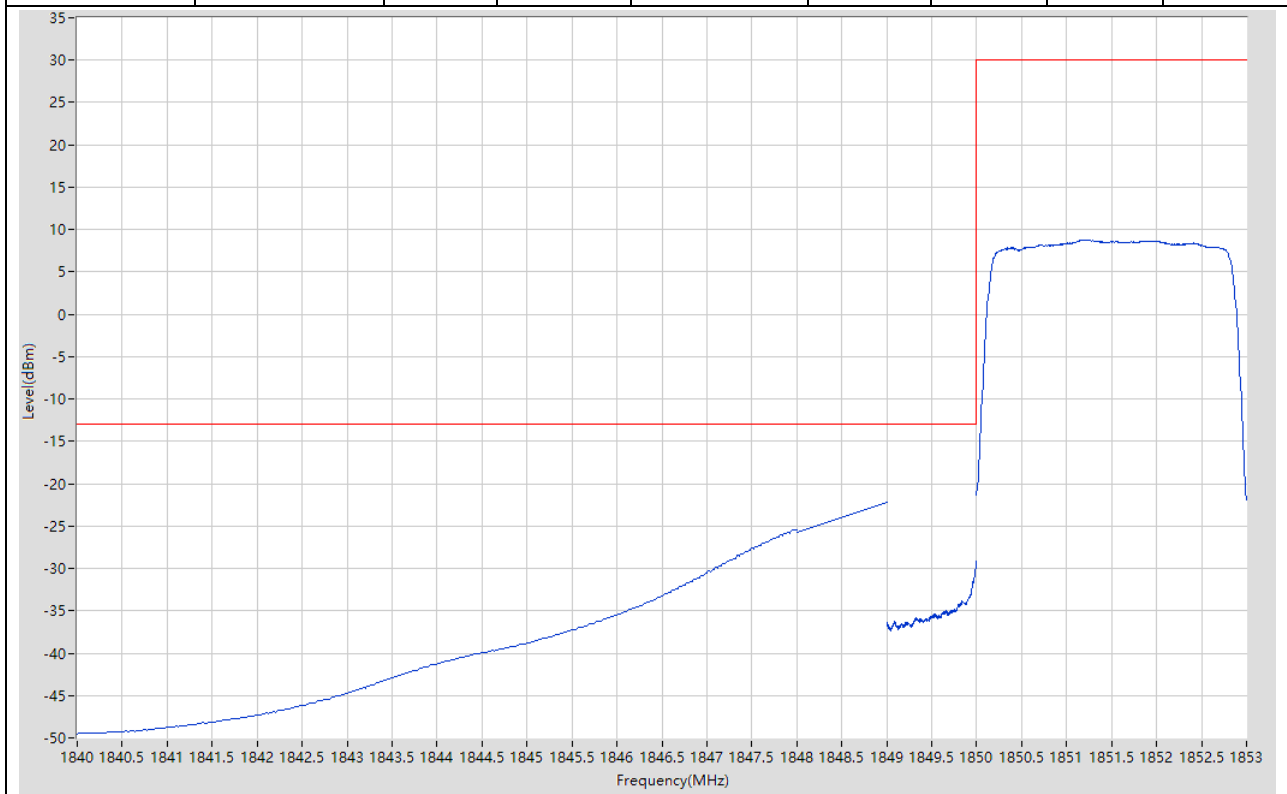
**1.11. LTE Band Edge\_Part22-24-27(NTNV)(Subtest:11, Channel:18615, Bandwidth:3, Modulation:Q16, RB Number: 1, RB Position:LOW)**

Start Frequency (MHz)	Stop Frequency (MHz)	RBW (MHz)	Detector	Frequency (MHz)	Power (dBm)	Limit (dBm)	Verdict	Sweep Point
1840	1848	1	RMS	1847.98	-36.76	-13	Pass	401
1848	1849	1	RMS	1849	-34.03	-13	Pass	2
1849	1850	0.002	RMS	1850	-26.17	-13	Pass	501
1850	1853	0.1	RMS	1850.24	20.76	30	Pass	401



**1.12. LTE Band Edge\_Part22-24-27(NTNV)(Subtest:12, Channel:18615, Bandwidth:3, Modulation:Q16, RB Number: 15, RB Position:LOW)**

Start Frequency (MHz)	Stop Frequency (MHz)	RBW (MHz)	Detector	Frequency (MHz)	Power (dBm)	Limit (dBm)	Verdict	Sweep Point
1840	1848	1	RMS	1847.98	-25.39	-13	Pass	401
1848	1849	1	RMS	1849	-22.19	-13	Pass	2
1849	1850	0.03	RMS	1850	-29.08	-13	Pass	401
1850	1853	0.1	RMS	1851.23	8.77	30	Pass	401



**1.13. LTE Band Edge\_Part22-24-27(NTNV)(Subtest:13, Channel:19185, Bandwidth:3, Modulation:QPSK, RB Number: 1, RB Position:HIGH)**

Start Frequency (MHz)	Stop Frequency (MHz)	RBW (MHz)	Detector	Frequency (MHz)	Power (dBm)	Limit (dBm)	Verdict	Sweep Point
1907	1910	0.1	RMS	1909.753	21.79	30	Pass	401
1910	1911	0.03	RMS	1910	-15.44	-13	Pass	35
1911	1912	1	RMS	1911	-32.45	-13	Pass	2
1912	1920	1	RMS	1912	-35.27	-13	Pass	401



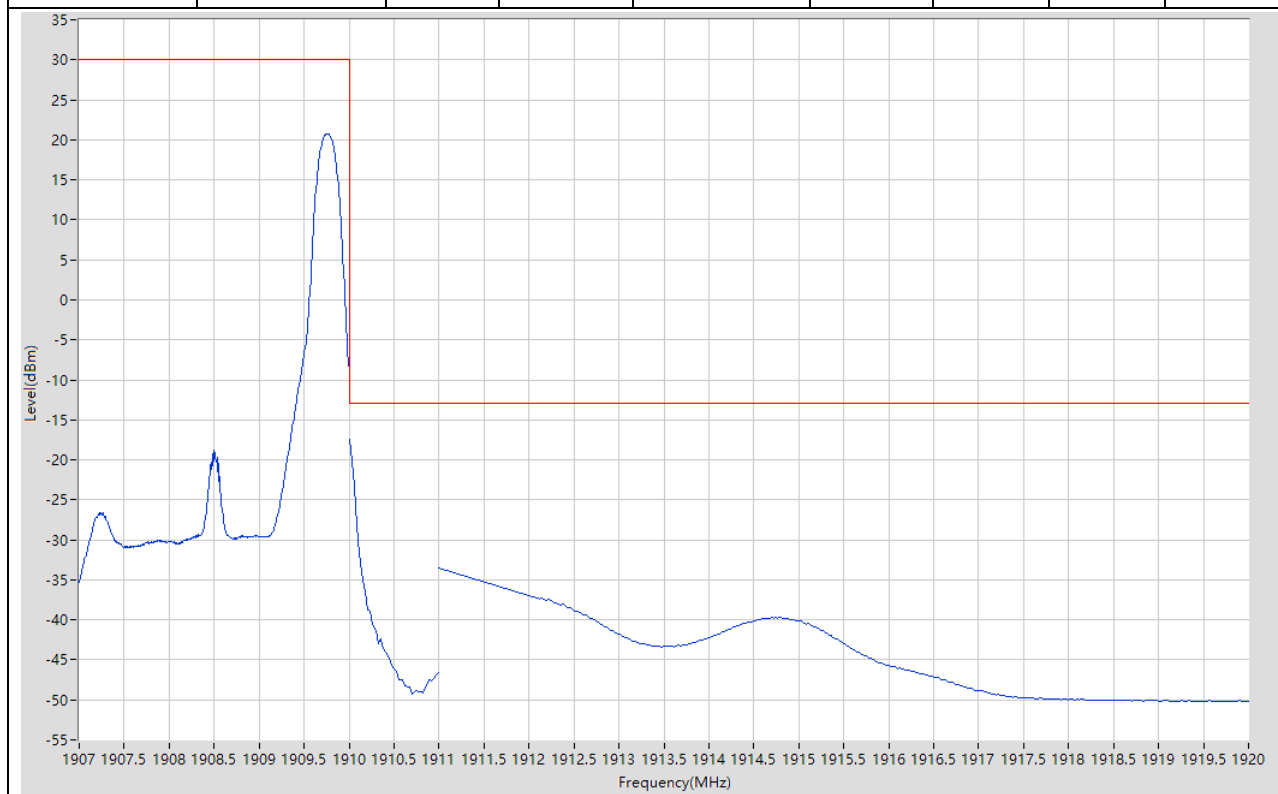
**1.14. LTE Band Edge\_Part22-24-27(NTNV)(Subtest:14, Channel:19185, Bandwidth:3, Modulation:QPSK, RB Number: 15, RB Position:HIGH)**

Start Frequency (MHz)	Stop Frequency (MHz)	RBW (MHz)	Detector	Frequency (MHz)	Power (dBm)	Limit (dBm)	Verdict	Sweep Point
1907	1910	0.1	RMS	1908.08	9.86	30	Pass	401
1910	1911	0.03	RMS	1910	-29.55	-13	Pass	401
1911	1912	1	RMS	1911	-22.74	-13	Pass	2
1912	1920	1	RMS	1912	-23.54	-13	Pass	401



**1.15. LTE Band Edge\_Part22-24-27(NTNV)(Subtest:15, Channel:19185, Bandwidth:3, Modulation:Q16, RB Number: 1, RB Position:HIGH)**

Start Frequency (MHz)	Stop Frequency (MHz)	RBW (MHz)	Detector	Frequency (MHz)	Power (dBm)	Limit (dBm)	Verdict	Sweep Point
1907	1910	0.1	RMS	1909.76	20.77	30	Pass	401
1910	1911	0.03	RMS	1910	-17.39	-13	Pass	35
1911	1912	1	RMS	1911	-33.46	-13	Pass	2
1912	1920	1	RMS	1912	-36.92	-13	Pass	401



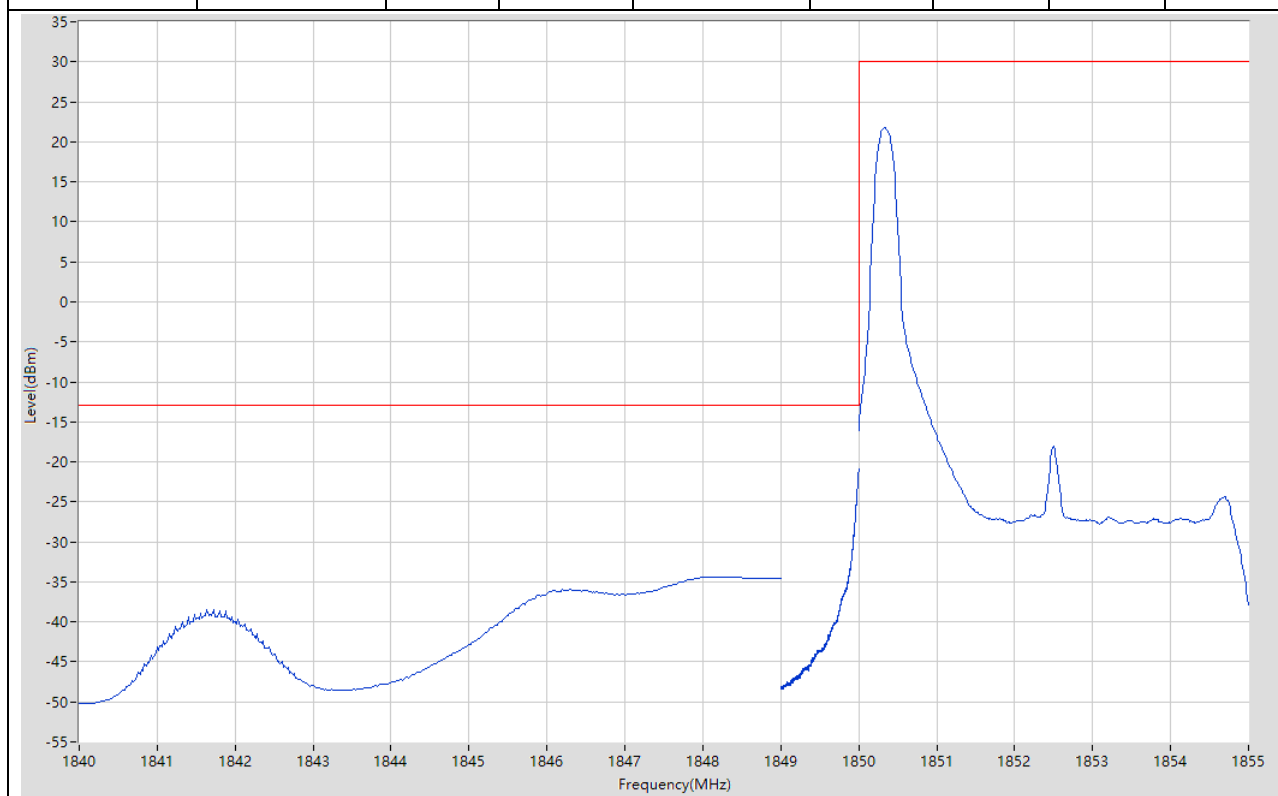
**1.16. LTE Band Edge\_Part22-24-27(NTNV)(Subtest:16, Channel:19185, Bandwidth:3, Modulation:Q16, RB Number: 15, RB Position:HIGH)**

Start Frequency (MHz)	Stop Frequency (MHz)	RBW (MHz)	Detector	Frequency (MHz)	Power (dBm)	Limit (dBm)	Verdict	Sweep Point
1907	1910	0.1	RMS	1908.605	8.8	30	Pass	401
1910	1911	0.03	RMS	1910	-29.25	-13	Pass	401
1911	1912	1	RMS	1911	-22.97	-13	Pass	2
1912	1920	1	RMS	1912	-25.17	-13	Pass	401



**1.17. LTE Band Edge\_Part22-24-27(NTNV)(Subtest:17, Channel:18625, Bandwidth:5, Modulation:QPSK, RB Number: 1, RB Position:LOW)**

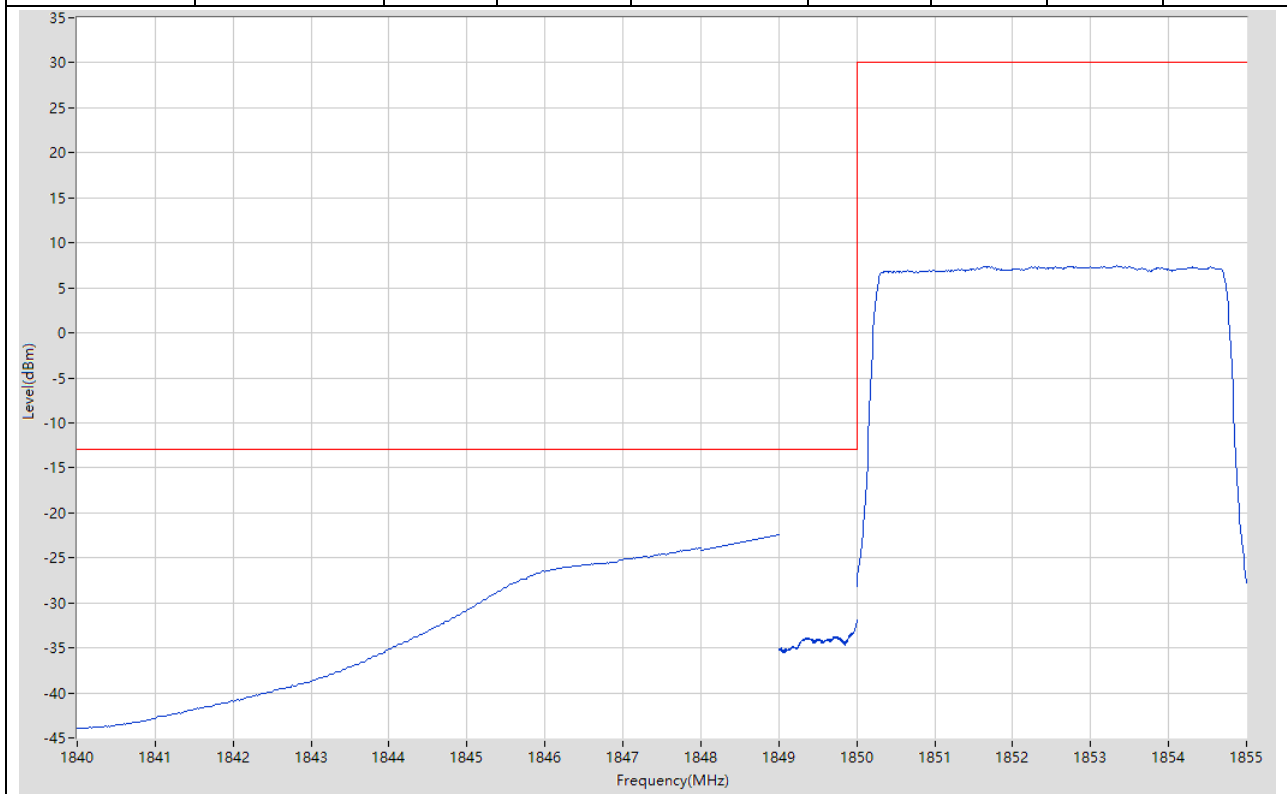
Start Frequency (MHz)	Stop Frequency (MHz)	RBW (MHz)	Detector	Frequency (MHz)	Power (dBm)	Limit (dBm)	Verdict	Sweep Point
1840	1848	1	RMS	1848	-34.39	-13	Pass	401
1848	1849	1	RMS	1848	-34.38	-13	Pass	2
1849	1850	0.051	RMS	1850	-20.85	-13	Pass	401
1850	1855	0.1	RMS	1850.338	21.74	30	Pass	401





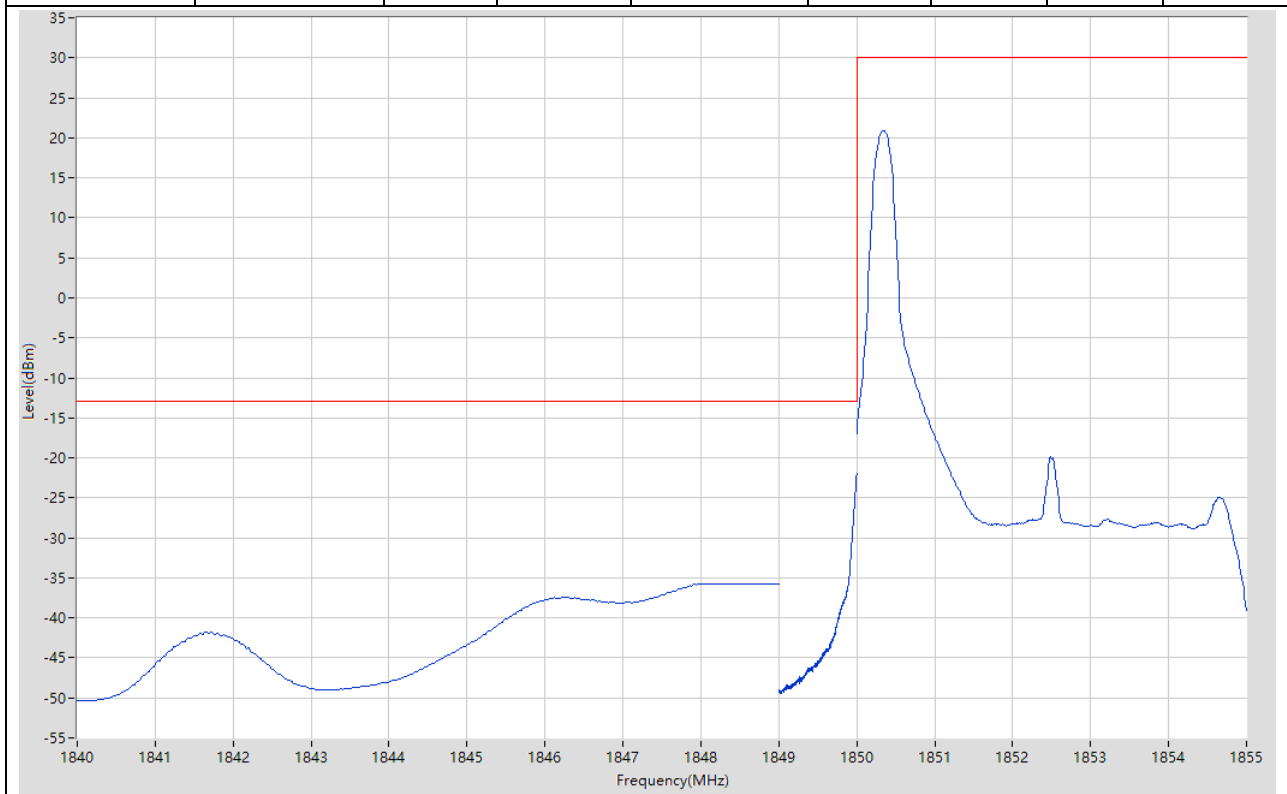
**1.18. LTE Band Edge\_Part22-24-27(NTNV)(Subtest:18, Channel:18625, Bandwidth:5, Modulation:QPSK, RB Number: 25, RB Position:LOW)**

Start Frequency (MHz)	Stop Frequency (MHz)	RBW (MHz)	Detector	Frequency (MHz)	Power (dBm)	Limit (dBm)	Verdict	Sweep Point
1840	1848	1	RMS	1847.98	-23.86	-13	Pass	401
1848	1849	1	RMS	1849	-22.46	-13	Pass	2
1849	1850	0.051	RMS	1850	-31.87	-13	Pass	401
1850	1855	0.1	RMS	1853.338	7.44	30	Pass	401



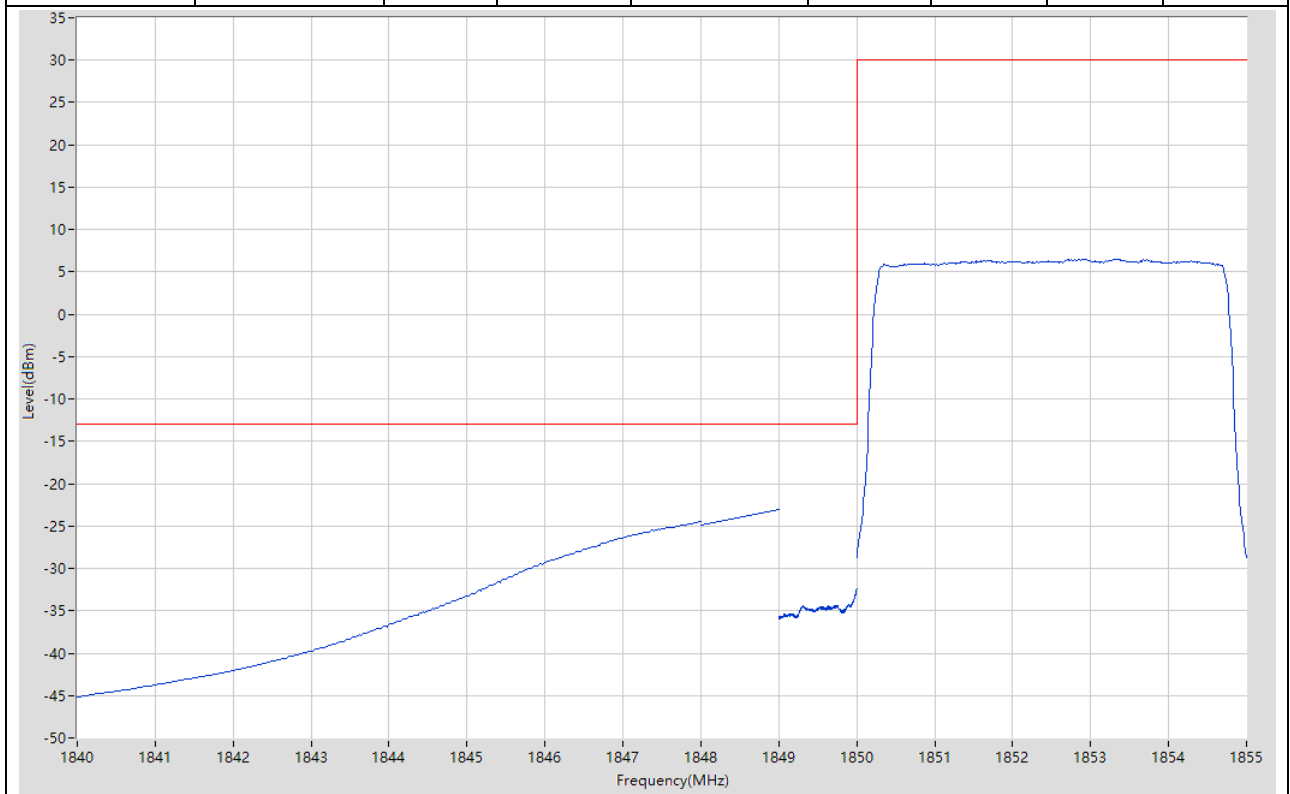
**1.19. LTE Band Edge\_Part22-24-27(NTNV)(Subtest:19, Channel:18625, Bandwidth:5, Modulation:Q16, RB Number: 1, RB Position:LOW)**

Start Frequency (MHz)	Stop Frequency (MHz)	RBW (MHz)	Detector	Frequency (MHz)	Power (dBm)	Limit (dBm)	Verdict	Sweep Point
1840	1848	1	RMS	1847.98	-35.71	-13	Pass	401
1848	1849	1	RMS	1848	-35.78	-13	Pass	2
1849	1850	0.051	RMS	1850	-21.91	-13	Pass	401
1850	1855	0.1	RMS	1850.35	20.9	30	Pass	401



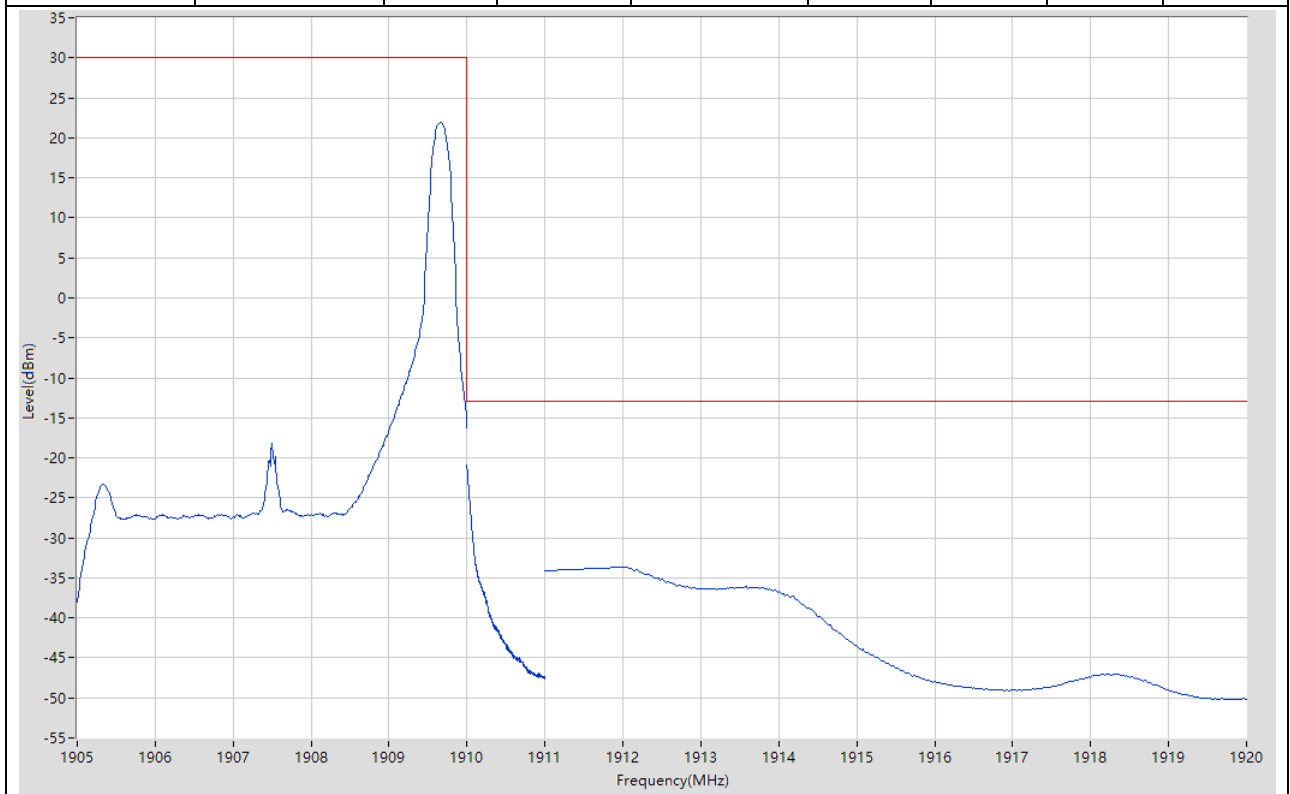
**1.20. LTE Band Edge\_Part22-24-27(NTNV)(Subtest:20, Channel:18625, Bandwidth:5, Modulation:Q16, RB Number: 25, RB Position:LOW)**

Start Frequency (MHz)	Stop Frequency (MHz)	RBW (MHz)	Detector	Frequency (MHz)	Power (dBm)	Limit (dBm)	Verdict	Sweep Point
1840	1848	1	RMS	1848	-24.45	-13	Pass	401
1848	1849	1	RMS	1849	-23	-13	Pass	2
1849	1850	0.051	RMS	1850	-32.4	-13	Pass	401
1850	1855	0.1	RMS	1853.325	6.52	30	Pass	401



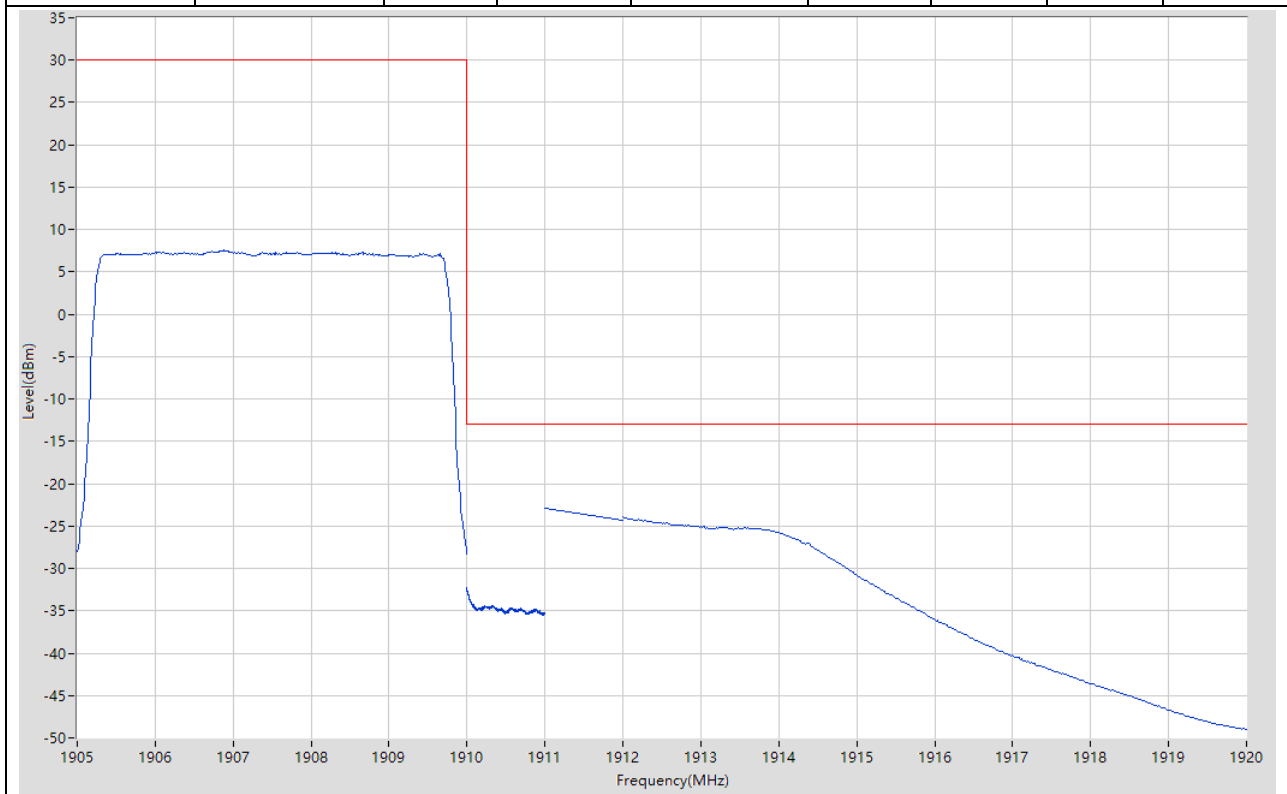
**1.21. LTE Band Edge\_Part22-24-27(NTNV)(Subtest:21, Channel:19175, Bandwidth:5, Modulation:QPSK, RB Number: 1, RB Position:HIGH)**

Start Frequency (MHz)	Stop Frequency (MHz)	RBW (MHz)	Detector	Frequency (MHz)	Power (dBm)	Limit (dBm)	Verdict	Sweep Point
1905	1910	0.1	RMS	1909.65	21.91	30	Pass	401
1910	1911	0.051	RMS	1910	-20.9	-13	Pass	401
1911	1912	1	RMS	1912	-33.67	-13	Pass	2
1912	1920	1	RMS	1912.02	-33.66	-13	Pass	401



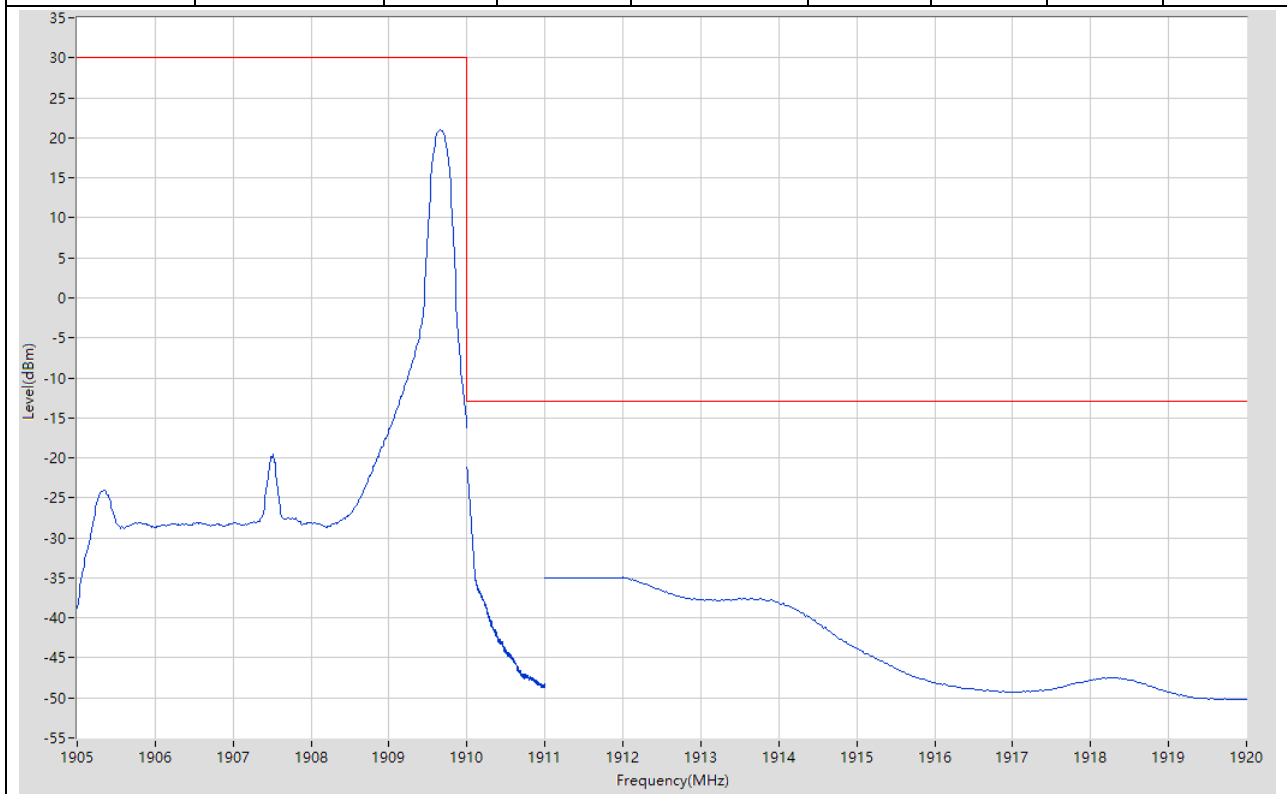
**1.22. LTE Band Edge\_Part22-24-27(NTNV)(Subtest:22, Channel:19175, Bandwidth:5, Modulation:QPSK, RB Number: 25, RB Position:HIGH)**

Start Frequency (MHz)	Stop Frequency (MHz)	RBW (MHz)	Detector	Frequency (MHz)	Power (dBm)	Limit (dBm)	Verdict	Sweep Point
1905	1910	0.1	RMS	1906.875	7.55	30	Pass	401
1910	1911	0.051	RMS	1910	-32.33	-13	Pass	401
1911	1912	1	RMS	1911	-22.86	-13	Pass	2
1912	1920	1	RMS	1912	-23.86	-13	Pass	401



**1.23. LTE Band Edge\_Part22-24-27(NTNV)(Subtest:23, Channel:19175, Bandwidth:5, Modulation:Q16, RB Number: 1, RB Position:HIGH)**

Start Frequency (MHz)	Stop Frequency (MHz)	RBW (MHz)	Detector	Frequency (MHz)	Power (dBm)	Limit (dBm)	Verdict	Sweep Point
1905	1910	0.1	RMS	1909.663	21	30	Pass	401
1910	1911	0.051	RMS	1910.003	-21.15	-13	Pass	401
1911	1912	1	RMS	1911	-35.03	-13	Pass	2
1912	1920	1	RMS	1912	-34.9	-13	Pass	401



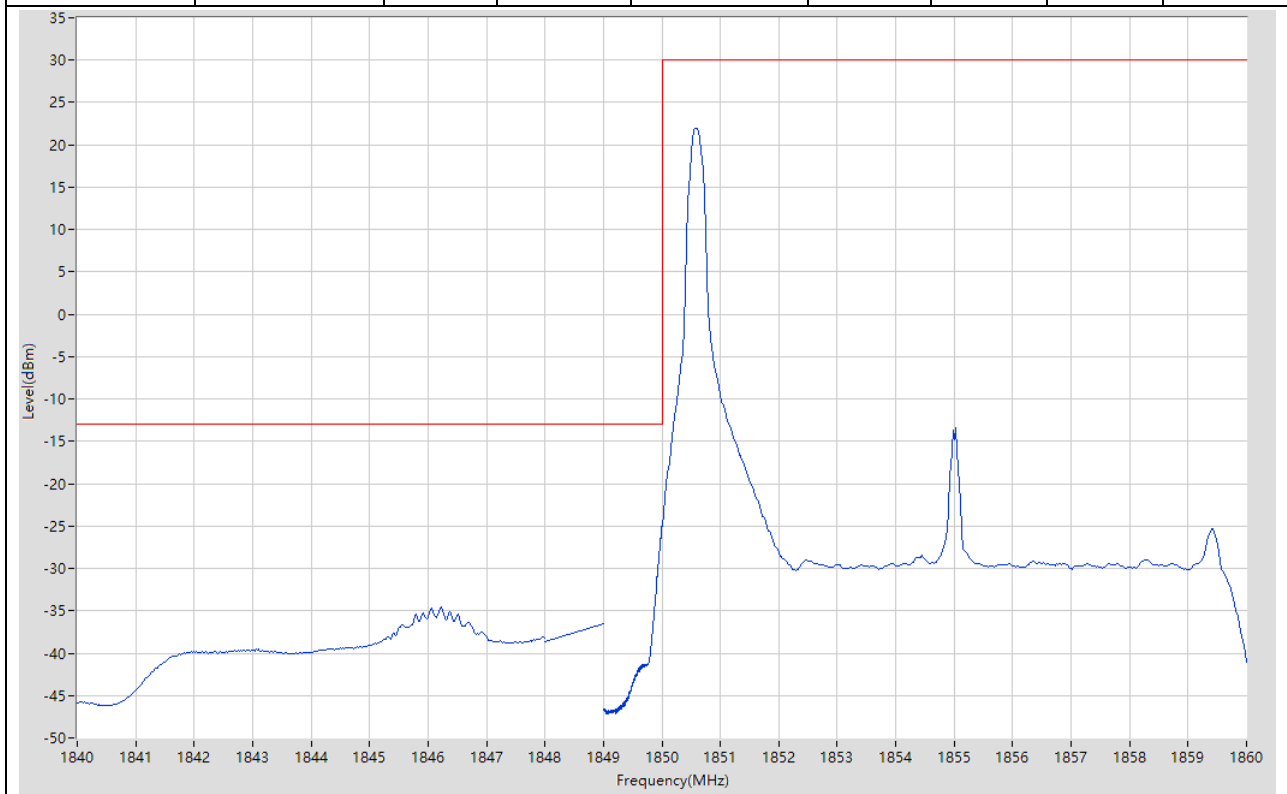
**1.24. LTE Band Edge\_Part22-24-27(NTNV)(Subtest:24, Channel:19175, Bandwidth:5, Modulation:Q16, RB Number: 25, RB Position:HIGH)**

Start Frequency (MHz)	Stop Frequency (MHz)	RBW (MHz)	Detector	Frequency (MHz)	Power (dBm)	Limit (dBm)	Verdict	Sweep Point
1905	1910	0.1	RMS	1907.138	6.51	30	Pass	401
1910	1911	0.051	RMS	1910.003	-32.95	-13	Pass	401
1911	1912	1	RMS	1911	-23.77	-13	Pass	2
1912	1920	1	RMS	1912	-24.86	-13	Pass	401



**1.25. LTE Band Edge\_Part22-24-27(NTNV)(Subtest:25, Channel:18650, Bandwidth:10, Modulation:QPSK, RB Number: 1, RB Position:LOW)**

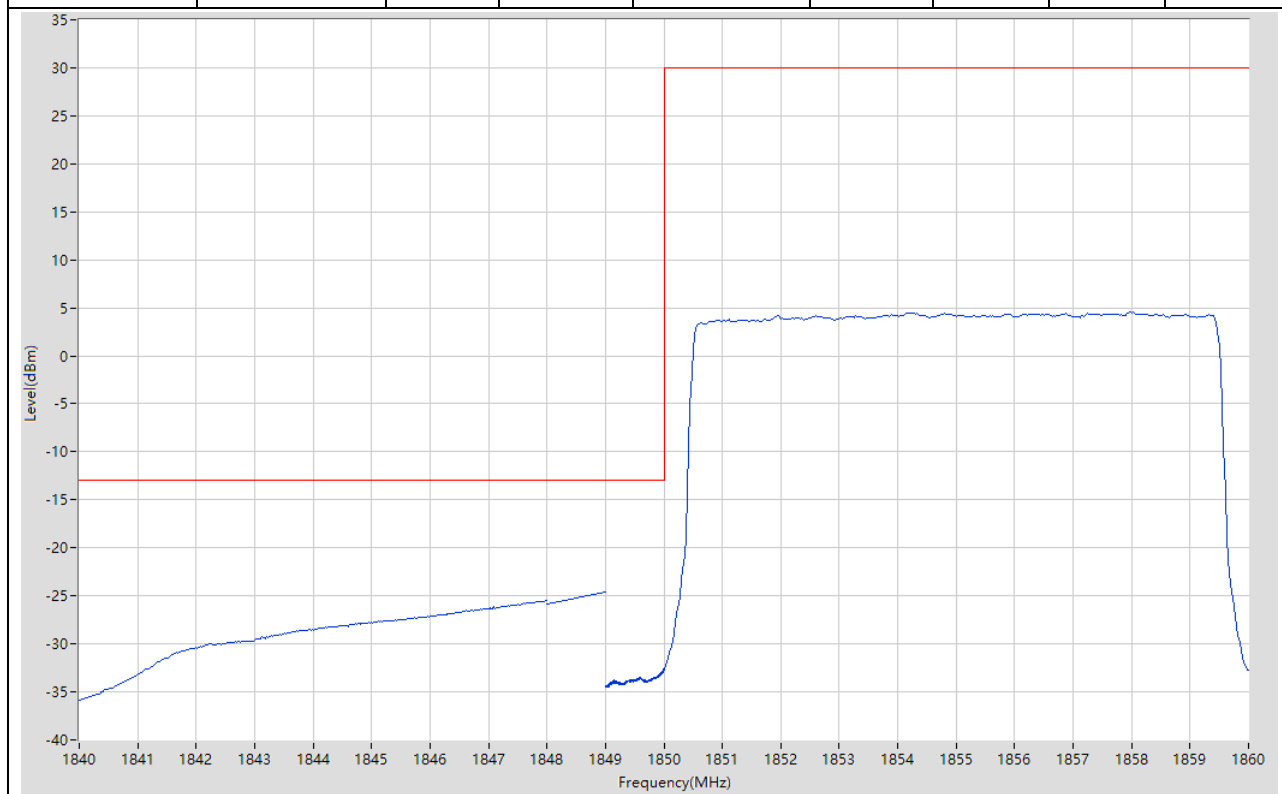
Start Frequency (MHz)	Stop Frequency (MHz)	RBW (MHz)	Detector	Frequency (MHz)	Power (dBm)	Limit (dBm)	Verdict	Sweep Point
1840	1848	1	RMS	1846.22	-34.59	-13	Pass	401
1848	1849	1	RMS	1849	-36.46	-13	Pass	2
1849	1850	0.1	RMS	1850	-24.93	-13	Pass	401
1850	1860	0.1	RMS	1850.6	21.94	30	Pass	401





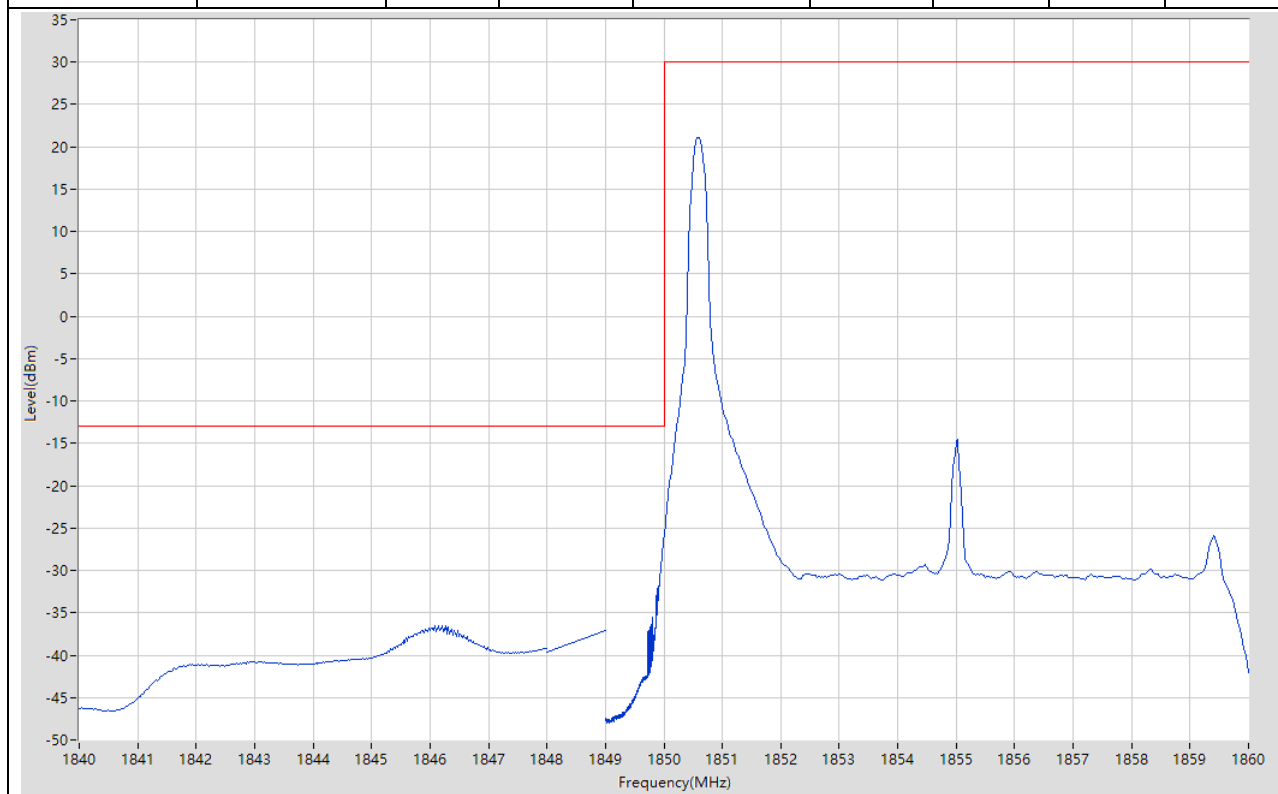
**1.26. LTE Band Edge\_Part22-24-27(NTNV)(Subtest:26, Channel:18650, Bandwidth:10, Modulation:QPSK, RB Number: 50, RB Position:LOW)**

Start Frequency (MHz)	Stop Frequency (MHz)	RBW (MHz)	Detector	Frequency (MHz)	Power (dBm)	Limit (dBm)	Verdict	Sweep Point
1840	1848	1	RMS	1847.98	-25.51	-13	Pass	401
1848	1849	1	RMS	1849	-24.62	-13	Pass	2
1849	1850	0.1	RMS	1849.993	-32.66	-13	Pass	401
1850	1860	0.1	RMS	1858.025	4.56	30	Pass	401



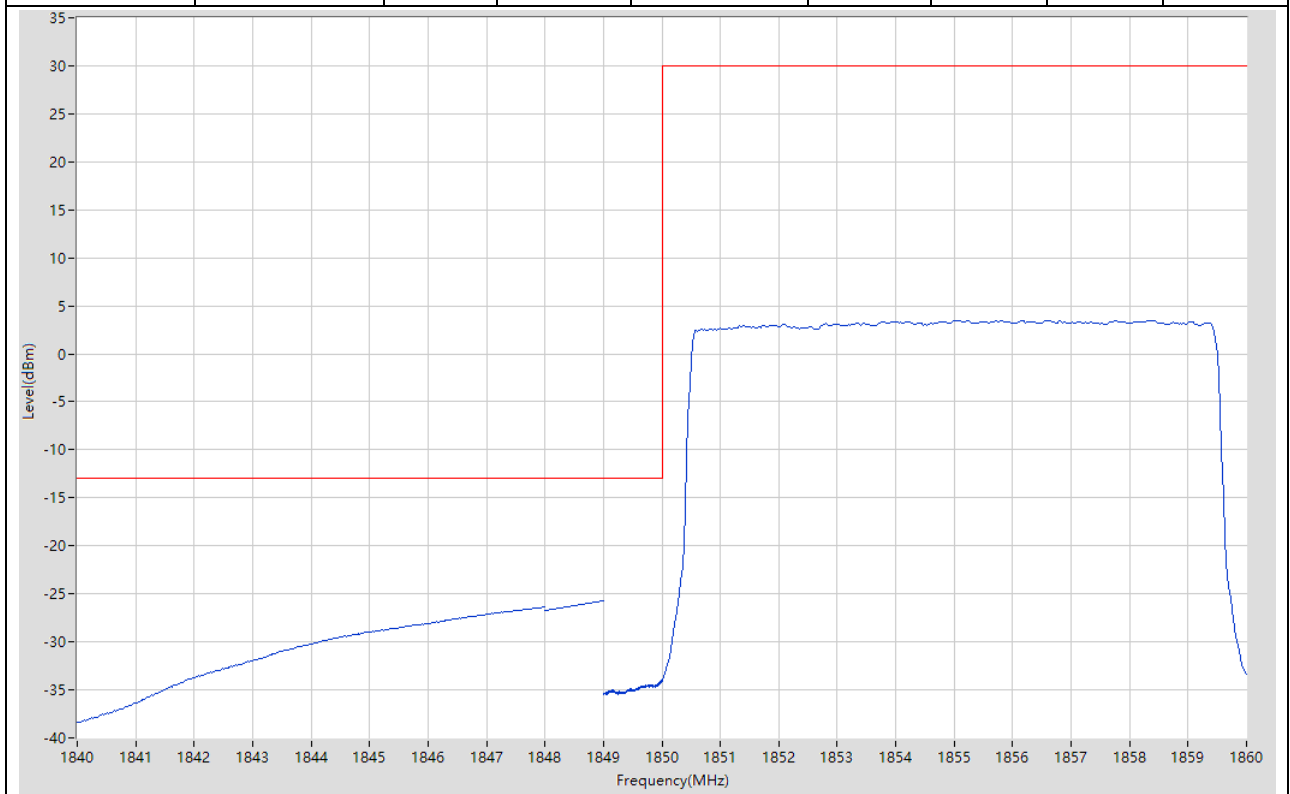
**1.27. LTE Band Edge\_Part22-24-27(NTNV)(Subtest:27, Channel:18650, Bandwidth:10, Modulation:Q16, RB Number: 1, RB Position:LOW)**

Start Frequency (MHz)	Stop Frequency (MHz)	RBW (MHz)	Detector	Frequency (MHz)	Power (dBm)	Limit (dBm)	Verdict	Sweep Point
1840	1848	1	RMS	1846.14	-36.46	-13	Pass	401
1848	1849	1	RMS	1849	-37.07	-13	Pass	2
1849	1850	0.1	RMS	1850	-26	-13	Pass	401
1850	1860	0.1	RMS	1850.6	21.04	30	Pass	401



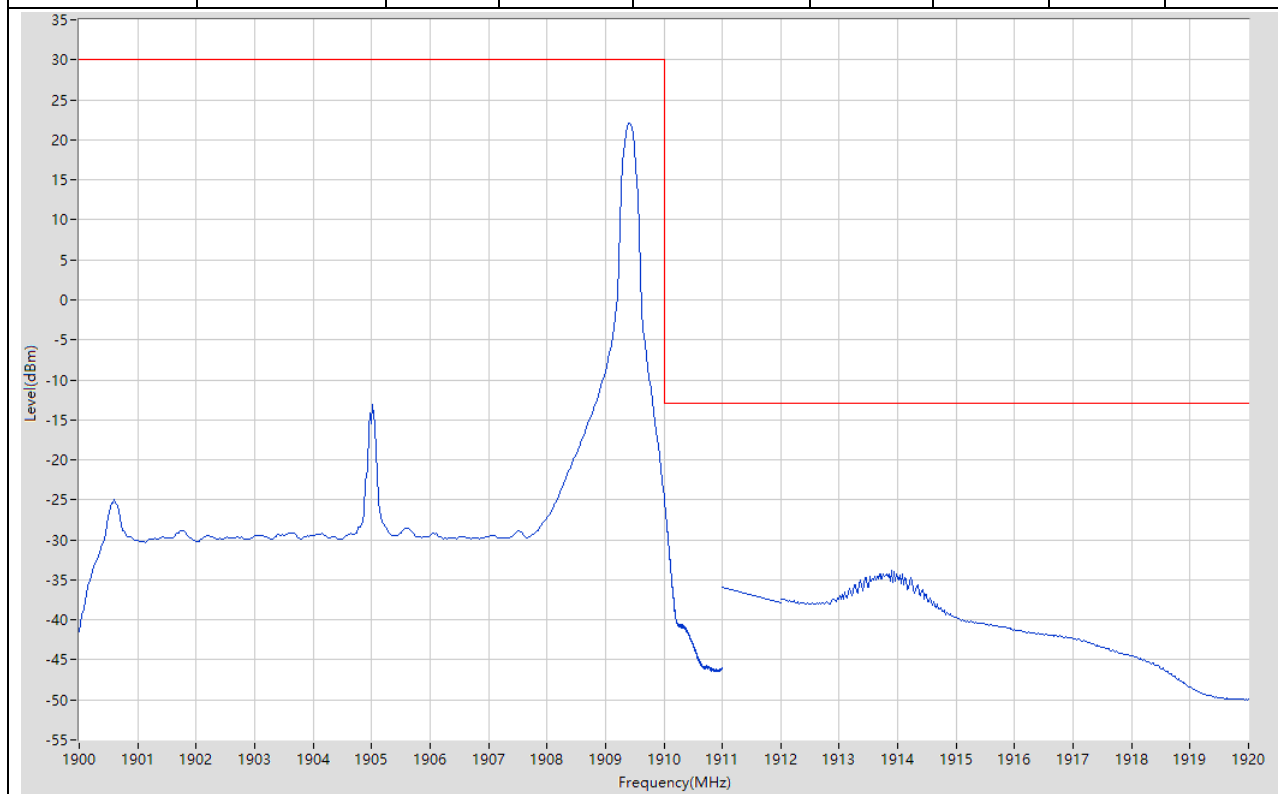
**1.28. LTE Band Edge\_Part22-24-27(NTNV)(Subtest:28, Channel:18650, Bandwidth:10, Modulation:Q16, RB Number: 50, RB Position:LOW)**

Start Frequency (MHz)	Stop Frequency (MHz)	RBW (MHz)	Detector	Frequency (MHz)	Power (dBm)	Limit (dBm)	Verdict	Sweep Point
1840	1848	1	RMS	1847.98	-26.38	-13	Pass	401
1848	1849	1	RMS	1849	-25.76	-13	Pass	2
1849	1850	0.1	RMS	1849.995	-33.93	-13	Pass	401
1850	1860	0.1	RMS	1855	3.5	30	Pass	401



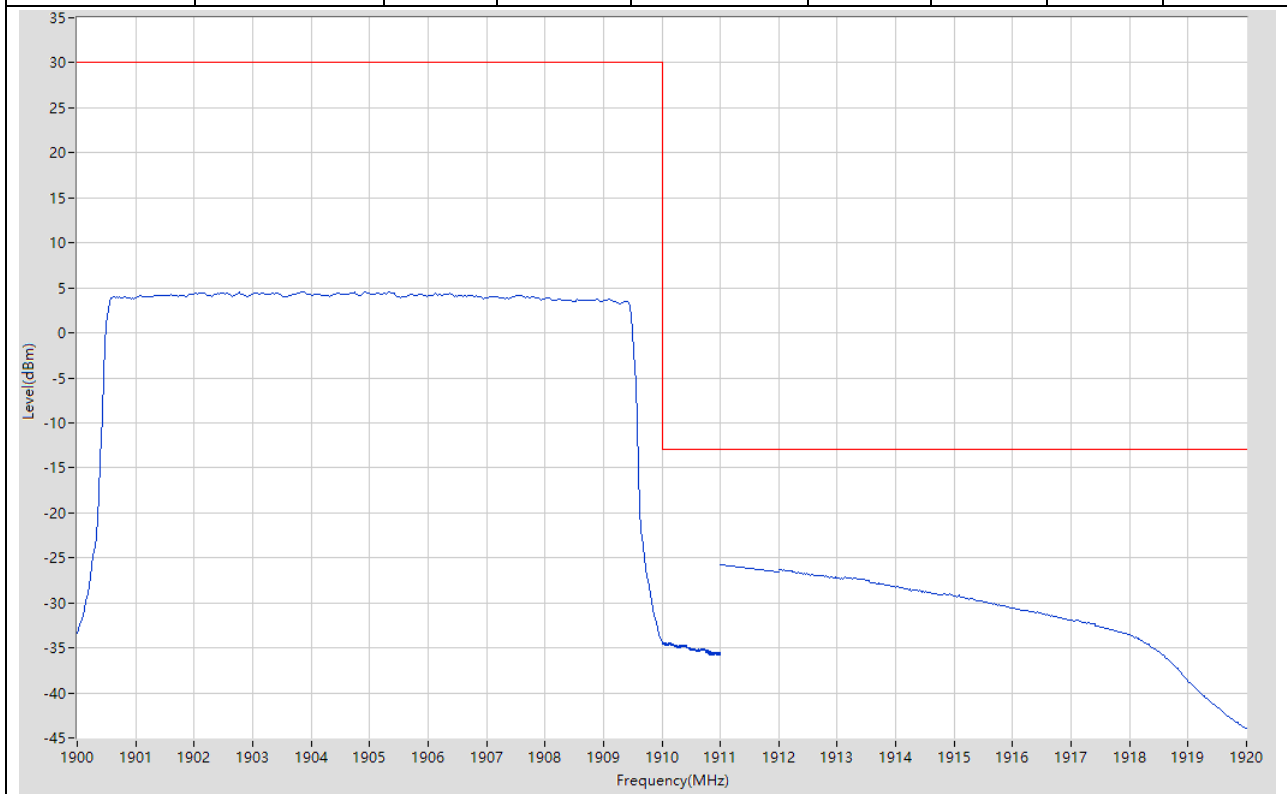
**1.29. LTE Band Edge\_Part22-24-27(NTNV)(Subtest:29, Channel:19150, Bandwidth:10, Modulation:QPSK, RB Number: 1, RB Position:HIGH)**

Start Frequency (MHz)	Stop Frequency (MHz)	RBW (MHz)	Detector	Frequency (MHz)	Power (dBm)	Limit (dBm)	Verdict	Sweep Point
1900	1910	0.1	RMS	1909.4	22.03	30	Pass	401
1910	1911	0.1	RMS	1910	-24.47	-13	Pass	401
1911	1912	1	RMS	1911	-35.85	-13	Pass	2
1912	1920	1	RMS	1913.9	-33.87	-13	Pass	401



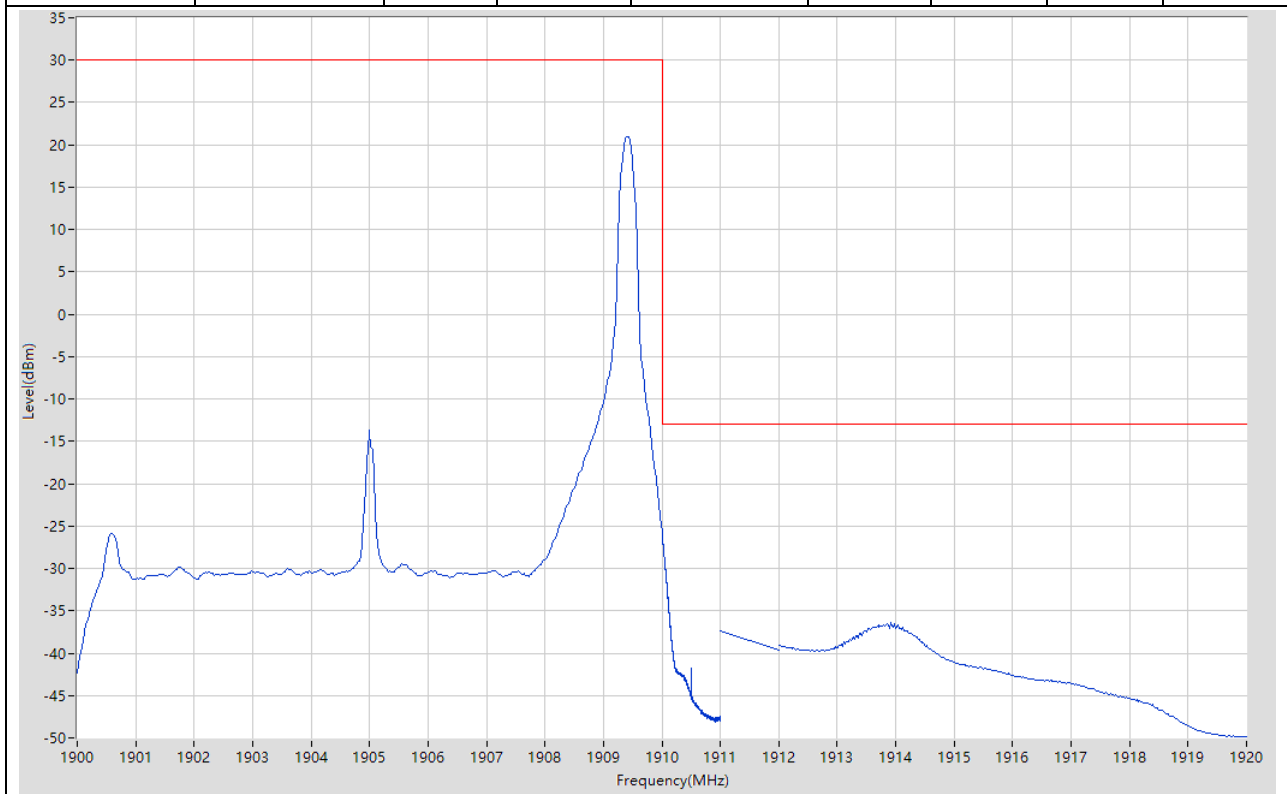
**1.30. LTE Band Edge\_Part22-24-27(NTNV)(Subtest:30, Channel:19150, Bandwidth:10, Modulation:QPSK, RB Number: 50, RB Position:HIGH)**

Start Frequency (MHz)	Stop Frequency (MHz)	RBW (MHz)	Detector	Frequency (MHz)	Power (dBm)	Limit (dBm)	Verdict	Sweep Point
1900	1910	0.1	RMS	1905.325	4.58	30	Pass	401
1910	1911	0.1	RMS	1910.005	-34.38	-13	Pass	401
1911	1912	1	RMS	1911	-25.83	-13	Pass	2
1912	1920	1	RMS	1912.04	-26.29	-13	Pass	401



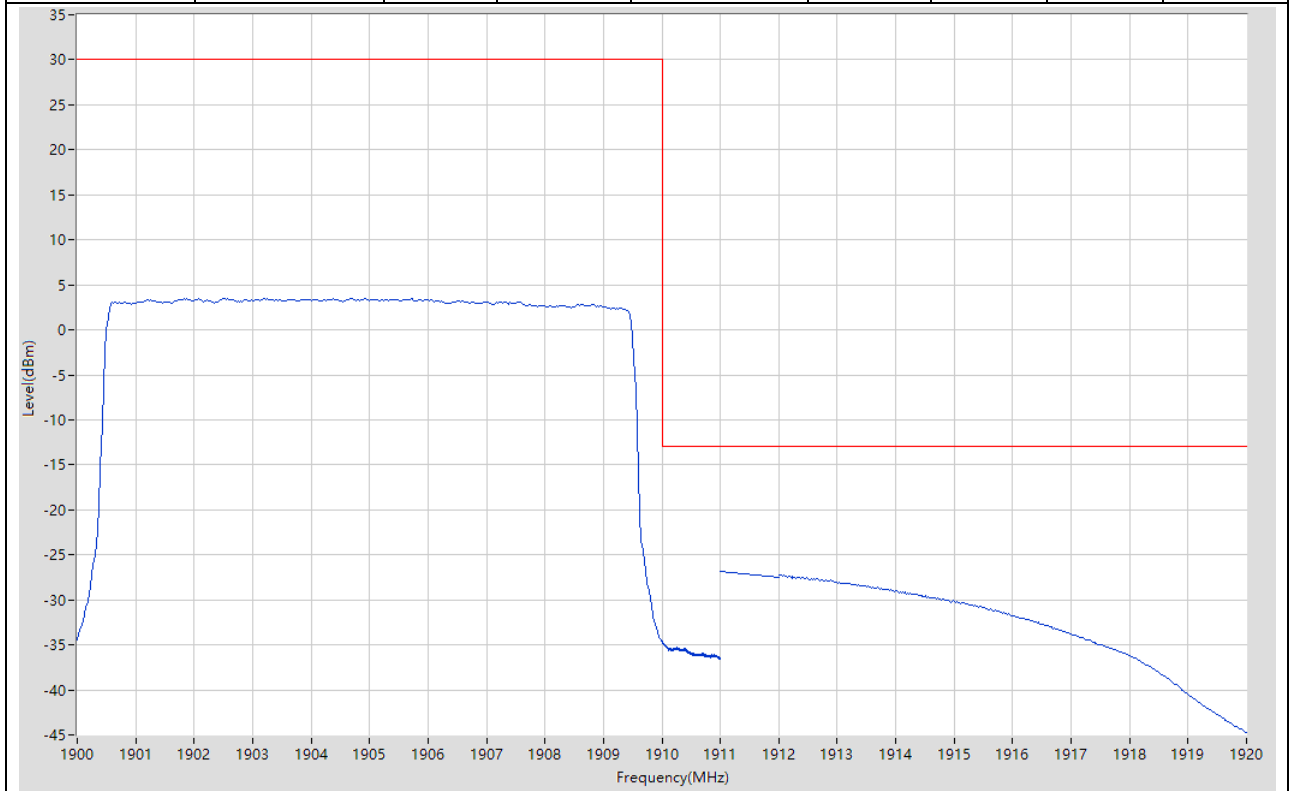
**1.31. LTE Band Edge\_Part22-24-27(NTNV)(Subtest:31, Channel:19150, Bandwidth:10, Modulation:Q16, RB Number: 1, RB Position:HIGH)**

Start Frequency (MHz)	Stop Frequency (MHz)	RBW (MHz)	Detector	Frequency (MHz)	Power (dBm)	Limit (dBm)	Verdict	Sweep Point
1900	1910	0.1	RMS	1909.4	20.94	30	Pass	401
1910	1911	0.1	RMS	1910	-25.57	-13	Pass	401
1911	1912	1	RMS	1911	-37.44	-13	Pass	2
1912	1920	1	RMS	1913.92	-36.38	-13	Pass	401



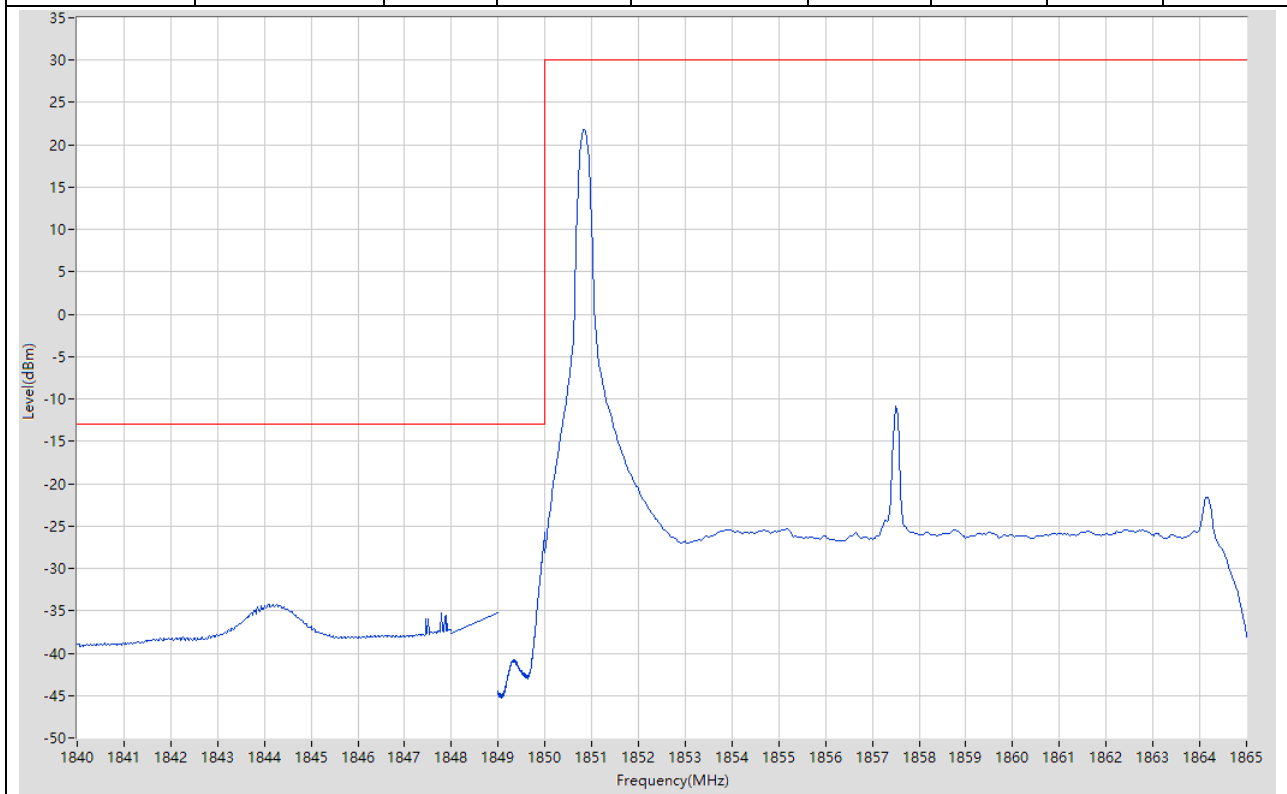
**1.32. LTE Band Edge\_Part22-24-27(NTNV)(Subtest:32, Channel:19150, Bandwidth:10, Modulation:Q16, RB Number: 50, RB Position:HIGH)**

Start Frequency (MHz)	Stop Frequency (MHz)	RBW (MHz)	Detector	Frequency (MHz)	Power (dBm)	Limit (dBm)	Verdict	Sweep Point
1900	1910	0.1	RMS	1902.525	3.48	30	Pass	401
1910	1911	0.1	RMS	1910	-34.57	-13	Pass	401
1911	1912	1	RMS	1911	-26.78	-13	Pass	2
1912	1920	1	RMS	1912.02	-27.19	-13	Pass	401



**1.33. LTE Band Edge\_Part22-24-27(NTNV)(Subtest:33, Channel:18675, Bandwidth:15, Modulation:QPSK, RB Number: 1, RB Position:LOW)**

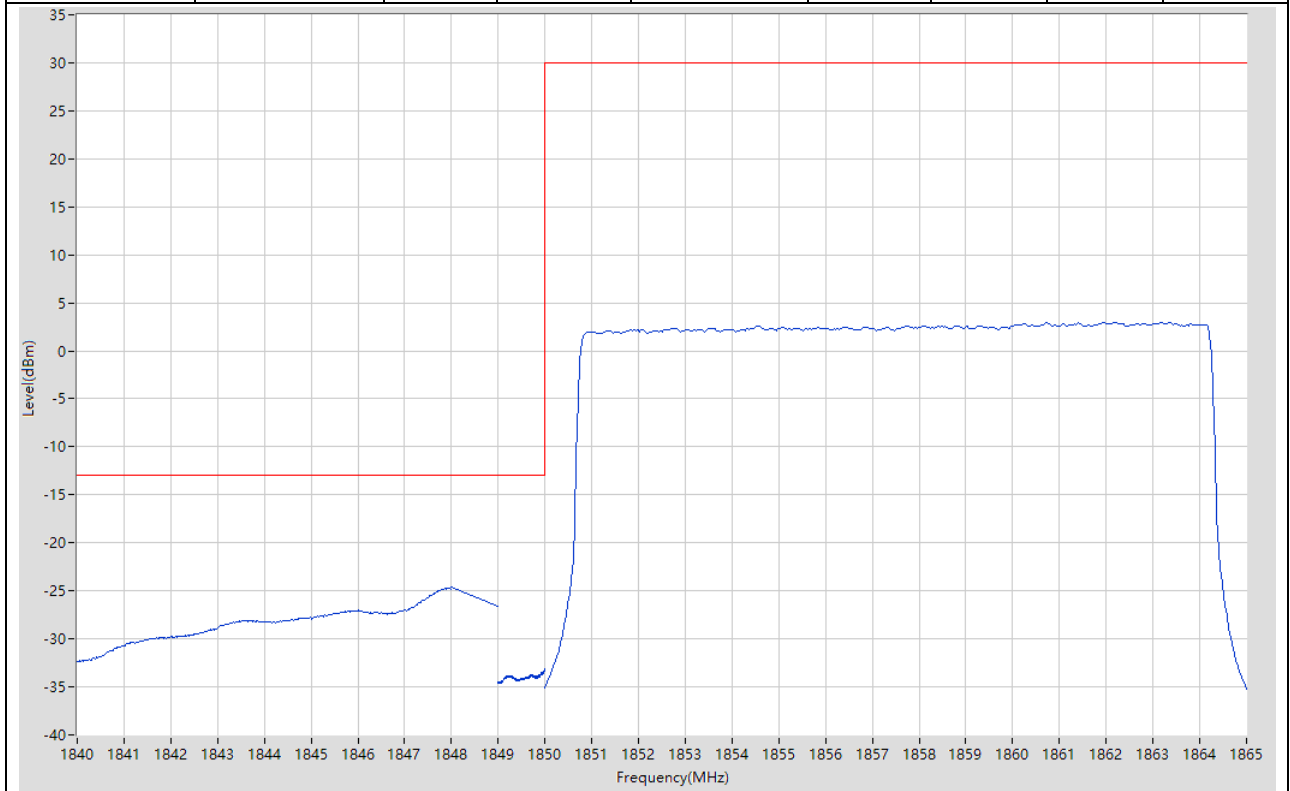
Start Frequency (MHz)	Stop Frequency (MHz)	RBW (MHz)	Detector	Frequency (MHz)	Power (dBm)	Limit (dBm)	Verdict	Sweep Point
1840	1848	1	RMS	1844.08	-34.21	-13	Pass	401
1848	1849	1	RMS	1849	-35.3	-13	Pass	2
1849	1850	0.15	RMS	1850	-25.71	-13	Pass	401
1850	1865	0.1	RMS	1850.825	21.79	30	Pass	401





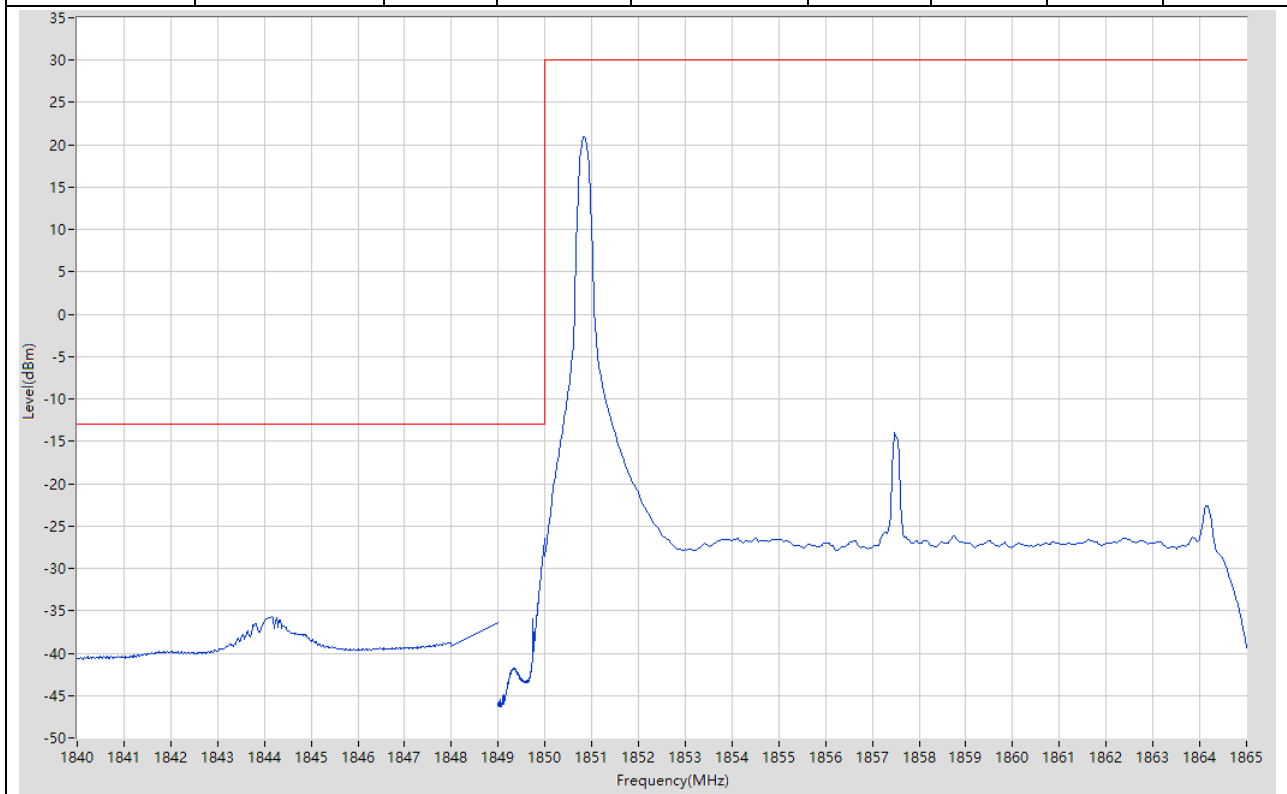
**1.34. LTE Band Edge\_Part22-24-27(NTNV)(Subtest:34, Channel:18675, Bandwidth:15, Modulation:QPSK, RB Number: 75, RB Position:LOW)**

Start Frequency (MHz)	Stop Frequency (MHz)	RBW (MHz)	Detector	Frequency (MHz)	Power (dBm)	Limit (dBm)	Verdict	Sweep Point
1840	1848	1	RMS	1847.88	-24.72	-13	Pass	401
1848	1849	1	RMS	1848	-24.62	-13	Pass	2
1849	1850	0.15	RMS	1849.993	-33.14	-13	Pass	401
1850	1865	0.1	RMS	1863.388	2.98	30	Pass	401



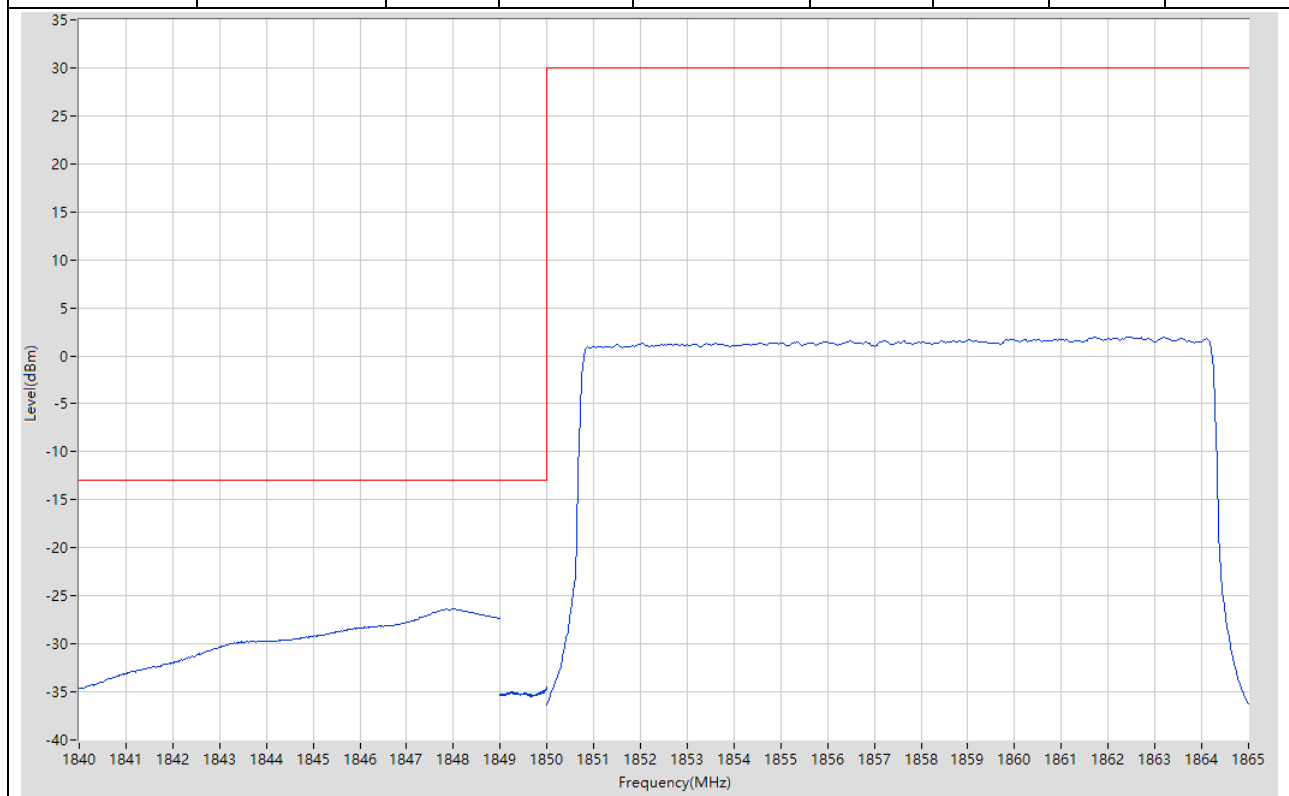
**1.35. LTE Band Edge\_Part22-24-27(NTNV)(Subtest:35, Channel:18675, Bandwidth:15, Modulation:Q16, RB Number: 1, RB Position:LOW)**

Start Frequency (MHz)	Stop Frequency (MHz)	RBW (MHz)	Detector	Frequency (MHz)	Power (dBm)	Limit (dBm)	Verdict	Sweep Point
1840	1848	1	RMS	1844.16	-35.73	-13	Pass	401
1848	1849	1	RMS	1849	-36.44	-13	Pass	2
1849	1850	0.15	RMS	1850	-26.38	-13	Pass	401
1850	1865	0.1	RMS	1850.825	20.88	30	Pass	401



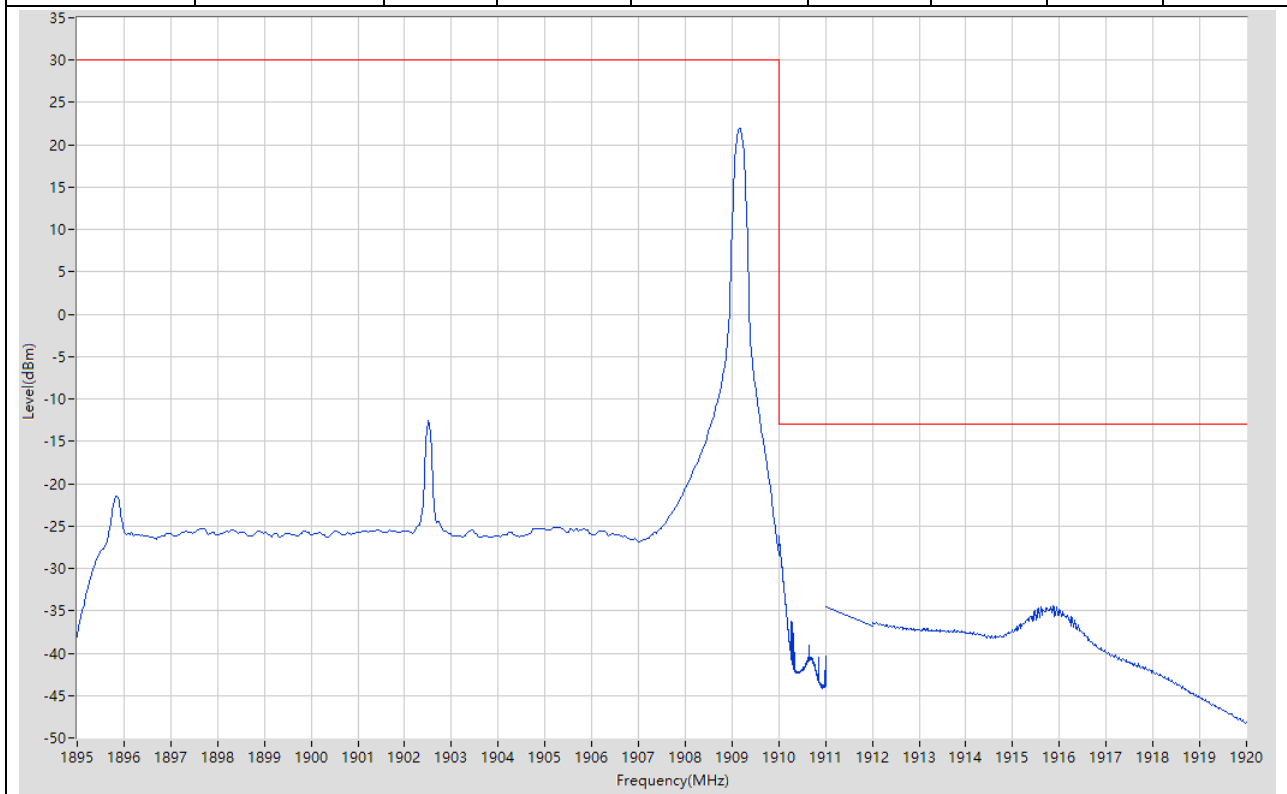
**1.36. LTE Band Edge\_Part22-24-27(NTNV)(Subtest:36, Channel:18675, Bandwidth:15, Modulation:Q16, RB Number: 75, RB Position:LOW)**

Start Frequency (MHz)	Stop Frequency (MHz)	RBW (MHz)	Detector	Frequency (MHz)	Power (dBm)	Limit (dBm)	Verdict	Sweep Point
1840	1848	1	RMS	1848	-26.31	-13	Pass	401
1848	1849	1	RMS	1848	-26.34	-13	Pass	2
1849	1850	0.15	RMS	1850	-34.47	-13	Pass	401
1850	1865	0.1	RMS	1861.738	1.98	30	Pass	401



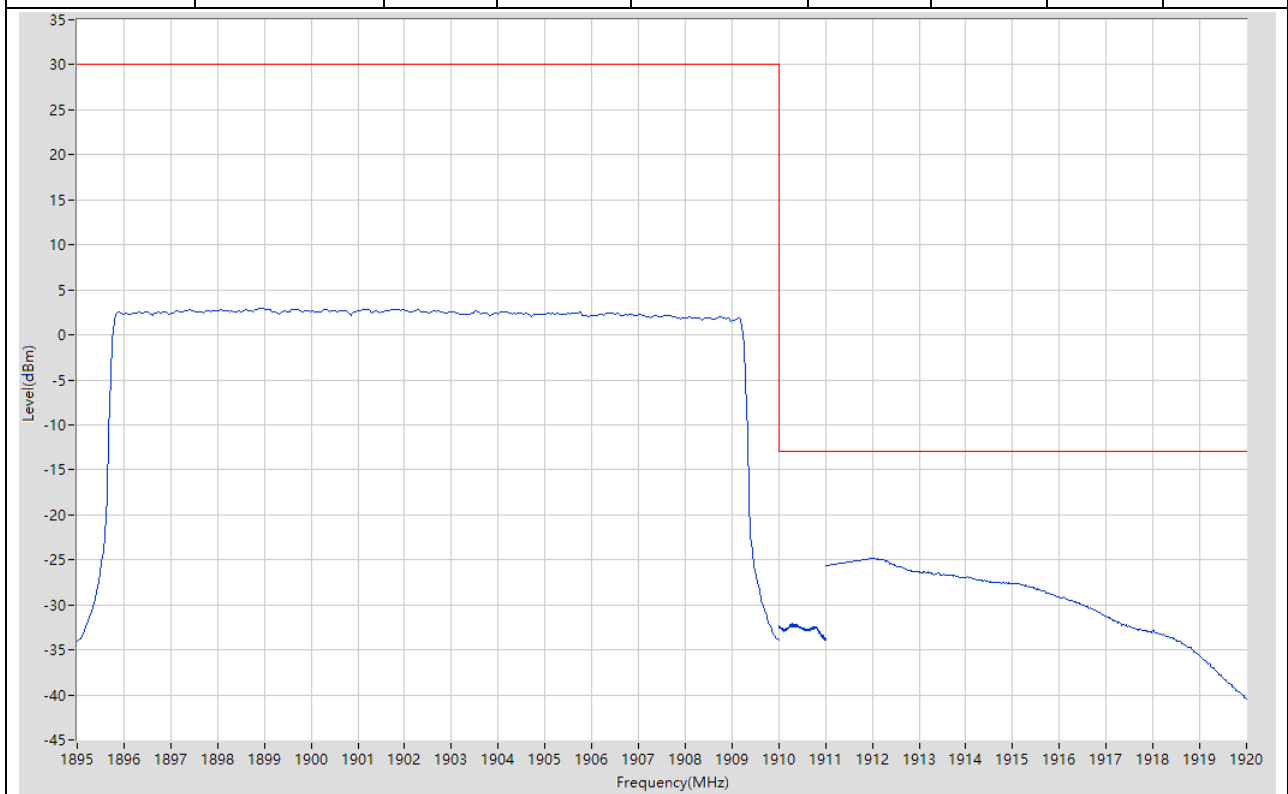
**1.37. LTE Band Edge\_Part22-24-27(NTNV)(Subtest:37, Channel:19125, Bandwidth:15, Modulation:QPSK, RB Number: 1, RB Position:HIGH)**

Start Frequency (MHz)	Stop Frequency (MHz)	RBW (MHz)	Detector	Frequency (MHz)	Power (dBm)	Limit (dBm)	Verdict	Sweep Point
1895	1910	0.1	RMS	1909.175	21.94	30	Pass	401
1910	1911	0.15	RMS	1910	-26.17	-13	Pass	401
1911	1912	1	RMS	1911	-34.56	-13	Pass	2
1912	1920	1	RMS	1915.86	-34.32	-13	Pass	401



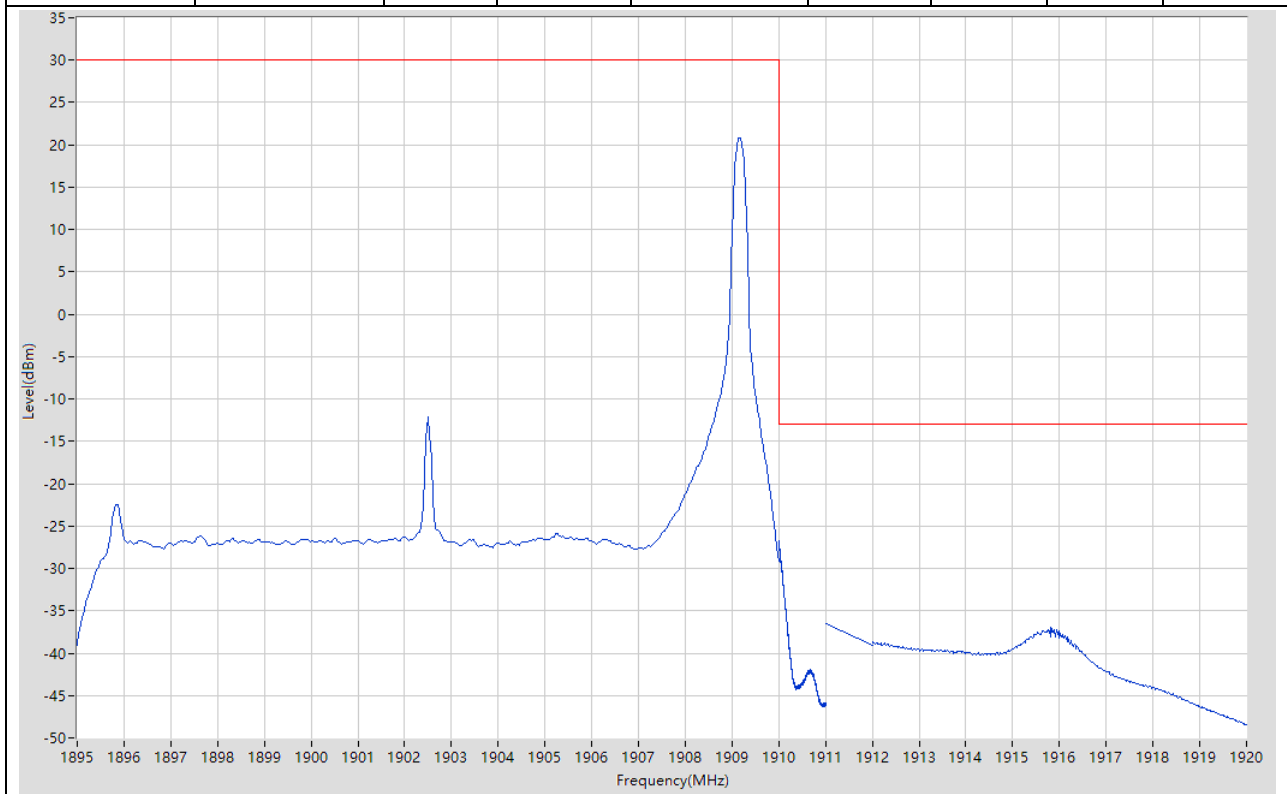
**1.38. LTE Band Edge\_Part22-24-27(NTNV)(Subtest:38, Channel:19125, Bandwidth:15, Modulation:QPSK, RB Number: 75, RB Position:HIGH)**

Start Frequency (MHz)	Stop Frequency (MHz)	RBW (MHz)	Detector	Frequency (MHz)	Power (dBm)	Limit (dBm)	Verdict	Sweep Point
1895	1910	0.1	RMS	1898.938	2.97	30	Pass	401
1910	1911	0.15	RMS	1910.29	-32.07	-13	Pass	401
1911	1912	1	RMS	1912	-24.77	-13	Pass	2
1912	1920	1	RMS	1912.02	-24.78	-13	Pass	401



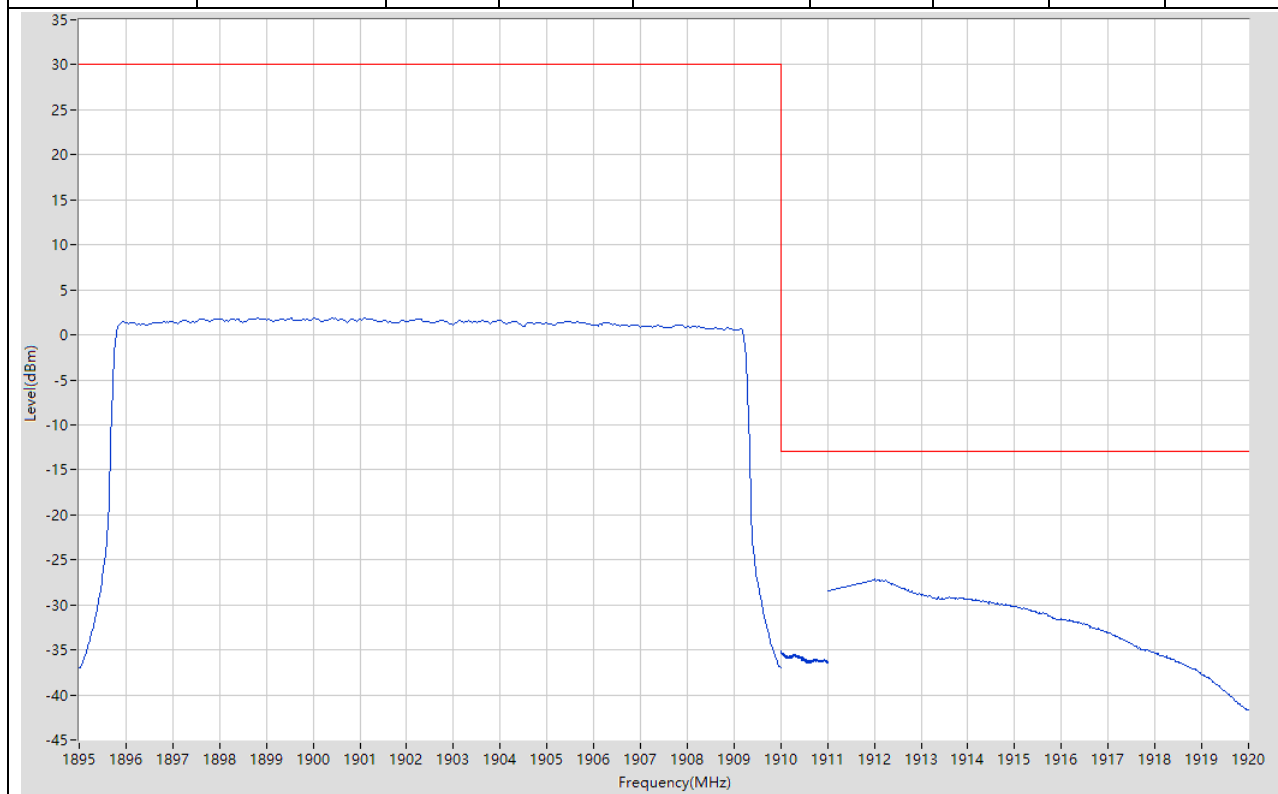
**1.39. LTE Band Edge\_Part22-24-27(NTNV)(Subtest:39, Channel:19125, Bandwidth:15, Modulation:Q16, RB Number: 1, RB Position:HIGH)**

Start Frequency (MHz)	Stop Frequency (MHz)	RBW (MHz)	Detector	Frequency (MHz)	Power (dBm)	Limit (dBm)	Verdict	Sweep Point
1895	1910	0.1	RMS	1909.175	20.85	30	Pass	401
1910	1911	0.15	RMS	1910	-26.75	-13	Pass	401
1911	1912	1	RMS	1911	-36.55	-13	Pass	2
1912	1920	1	RMS	1915.8	-36.98	-13	Pass	401



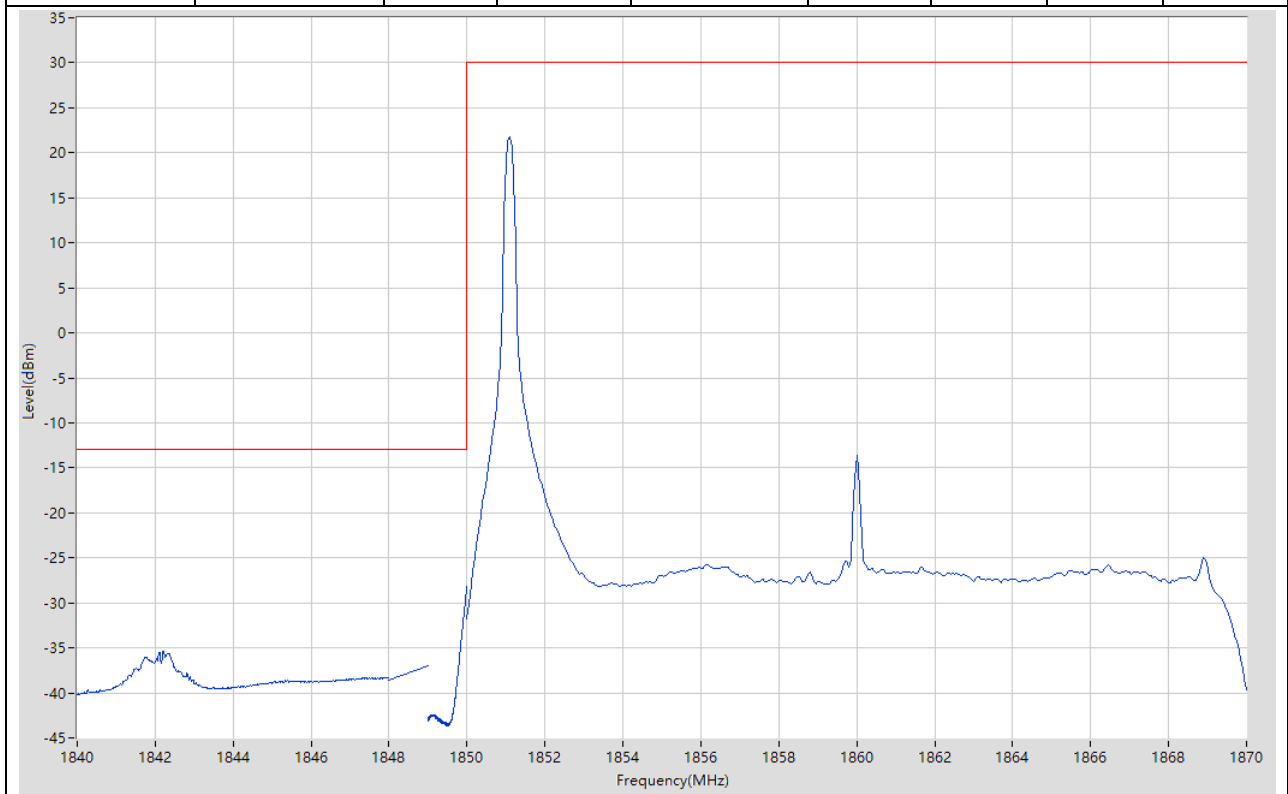
**1.40. LTE Band Edge\_Part22-24-27(NTNV)(Subtest:40, Channel:19125, Bandwidth:15, Modulation:Q16, RB Number: 75, RB Position:HIGH)**

Start Frequency (MHz)	Stop Frequency (MHz)	RBW (MHz)	Detector	Frequency (MHz)	Power (dBm)	Limit (dBm)	Verdict	Sweep Point
1895	1910	0.1	RMS	1898.825	1.87	30	Pass	401
1910	1911	0.15	RMS	1910	-35.11	-13	Pass	401
1911	1912	1	RMS	1912	-27.2	-13	Pass	2
1912	1920	1	RMS	1912	-27.16	-13	Pass	401



**1.41. LTE Band Edge\_Part22-24-27(NTNV)(Subtest:41, Channel:18700, Bandwidth:20, Modulation:QPSK, RB Number: 1, RB Position:LOW)**

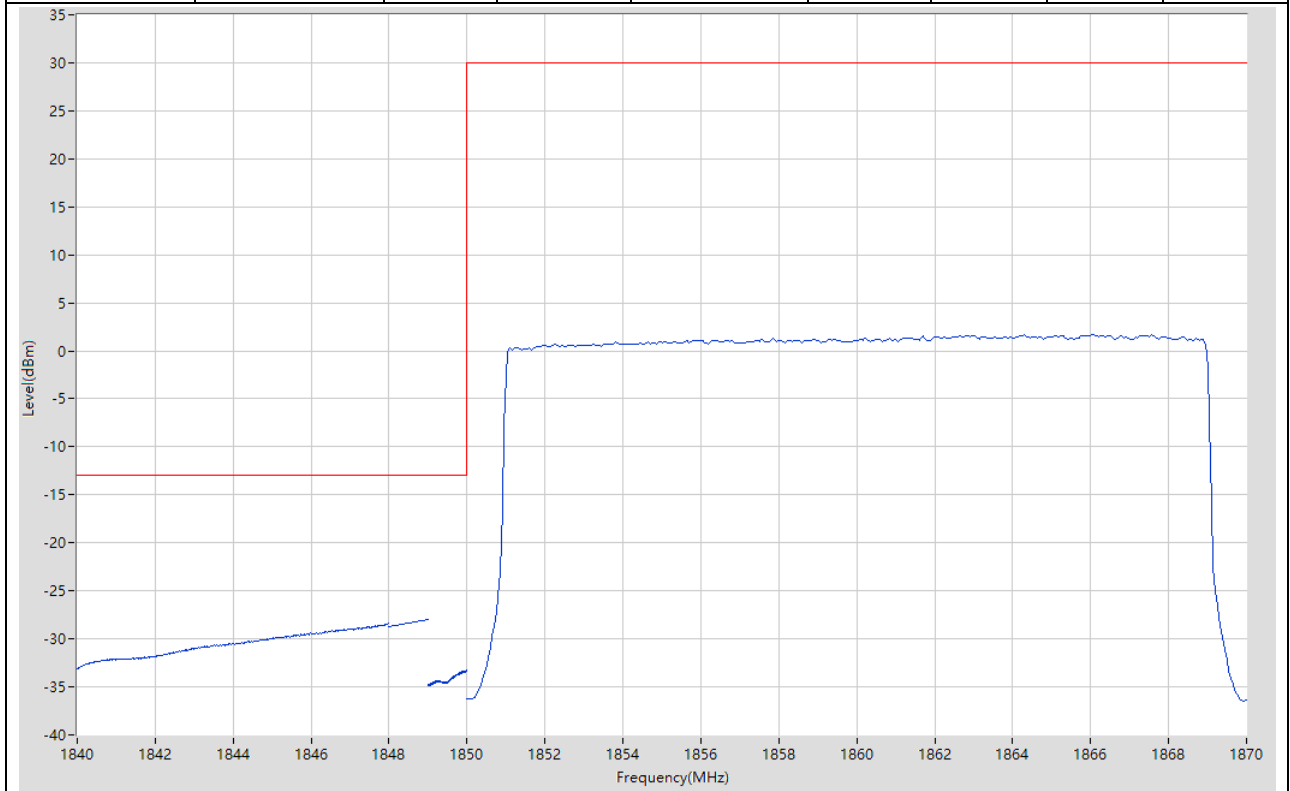
Start Frequency (MHz)	Stop Frequency (MHz)	RBW (MHz)	Detector	Frequency (MHz)	Power (dBm)	Limit (dBm)	Verdict	Sweep Point
1840	1848	1	RMS	1842.2	-35.38	-13	Pass	401
1848	1849	1	RMS	1849	-37.03	-13	Pass	2
1849	1850	0.2	RMS	1850	-28.2	-13	Pass	401
1850	1870	0.1	RMS	1851.1	21.72	30	Pass	401





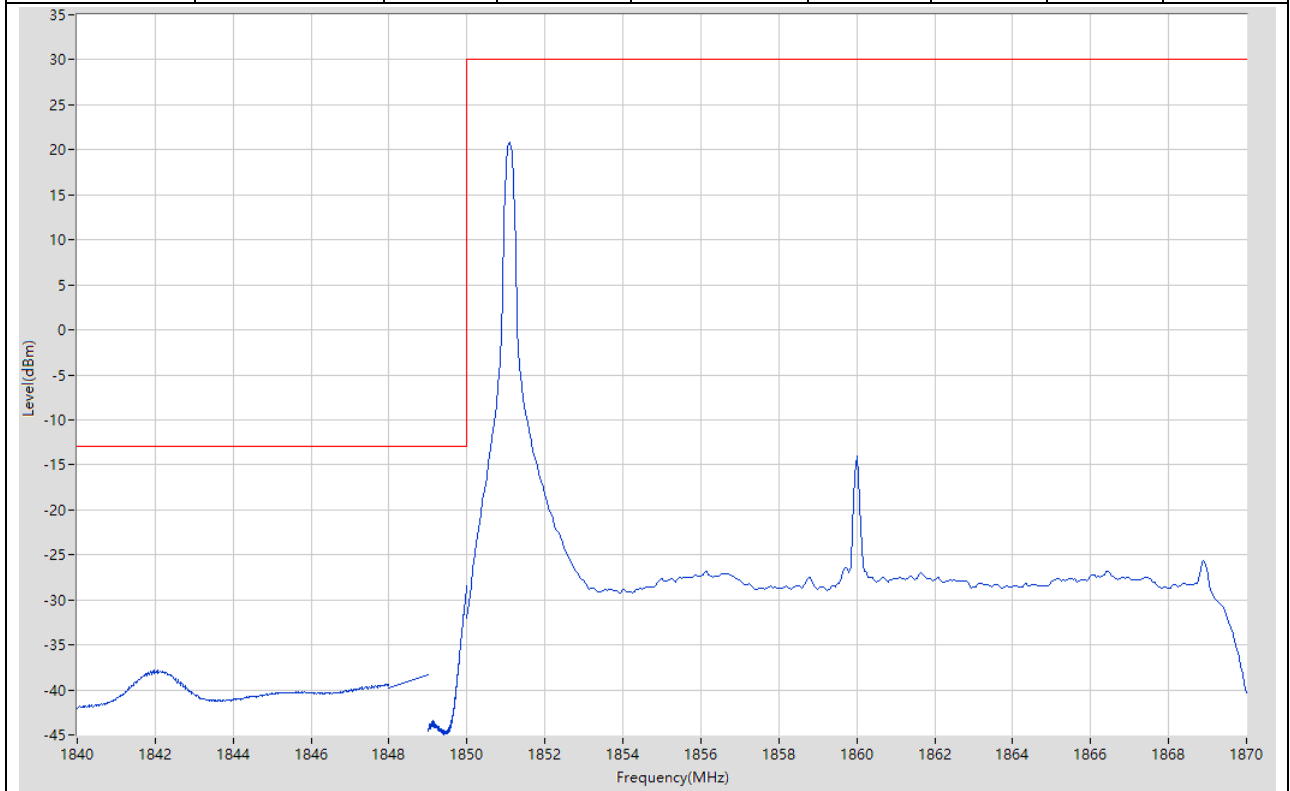
**1.42. LTE Band Edge\_Part22-24-27(NTNV)(Subtest:42, Channel:18700, Bandwidth:20, Modulation:QPSK, RB Number: 100, RB Position:LOW)**

Start Frequency (MHz)	Stop Frequency (MHz)	RBW (MHz)	Detector	Frequency (MHz)	Power (dBm)	Limit (dBm)	Verdict	Sweep Point
1840	1848	1	RMS	1848	-28.41	-13	Pass	401
1848	1849	1	RMS	1849	-27.97	-13	Pass	2
1849	1850	0.2	RMS	1849.998	-33.28	-13	Pass	401
1850	1870	0.1	RMS	1867.55	1.68	30	Pass	401



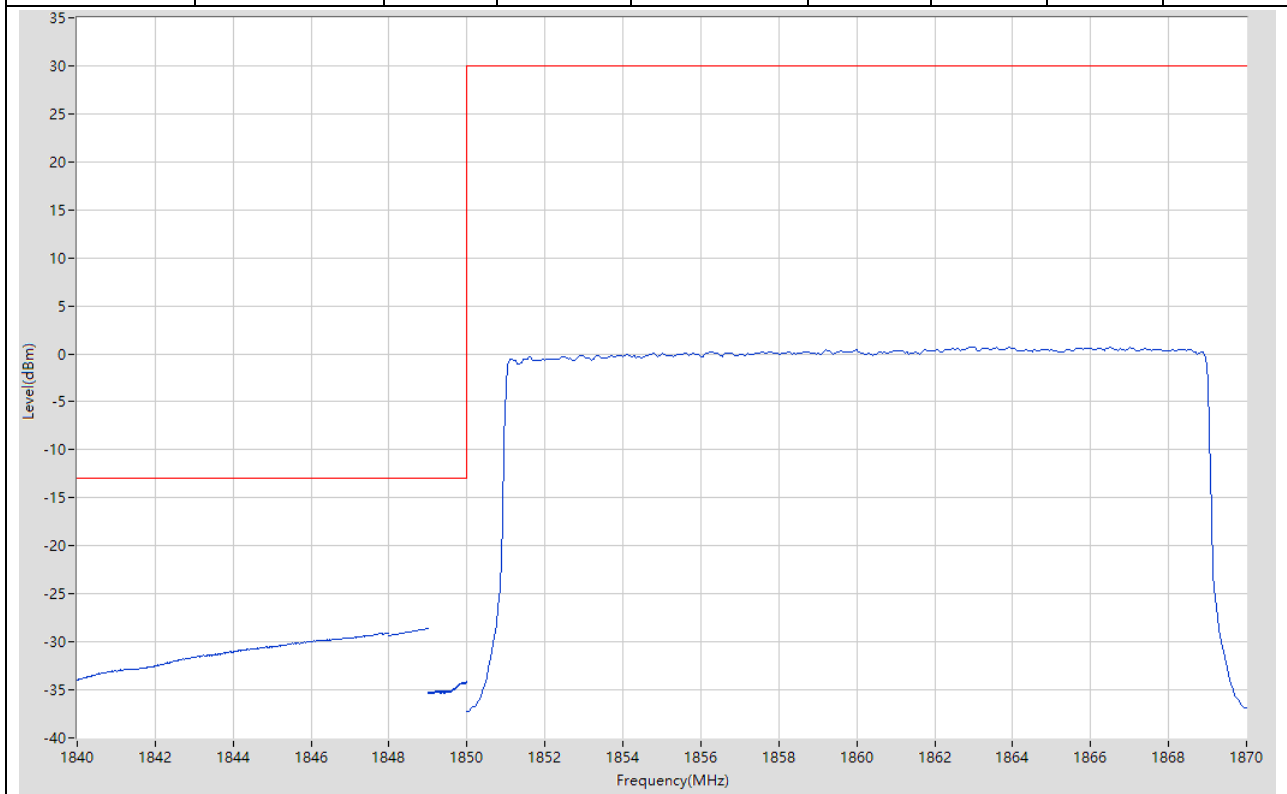
**1.43. LTE Band Edge\_Part22-24-27(NTNV)(Subtest:43, Channel:18700, Bandwidth:20, Modulation:Q16, RB Number: 1, RB Position:LOW)**

Start Frequency (MHz)	Stop Frequency (MHz)	RBW (MHz)	Detector	Frequency (MHz)	Power (dBm)	Limit (dBm)	Verdict	Sweep Point
1840	1848	1	RMS	1842.08	-37.78	-13	Pass	401
1848	1849	1	RMS	1849	-38.38	-13	Pass	2
1849	1850	0.2	RMS	1849.995	-28.49	-13	Pass	401
1850	1870	0.1	RMS	1851.1	20.82	30	Pass	401



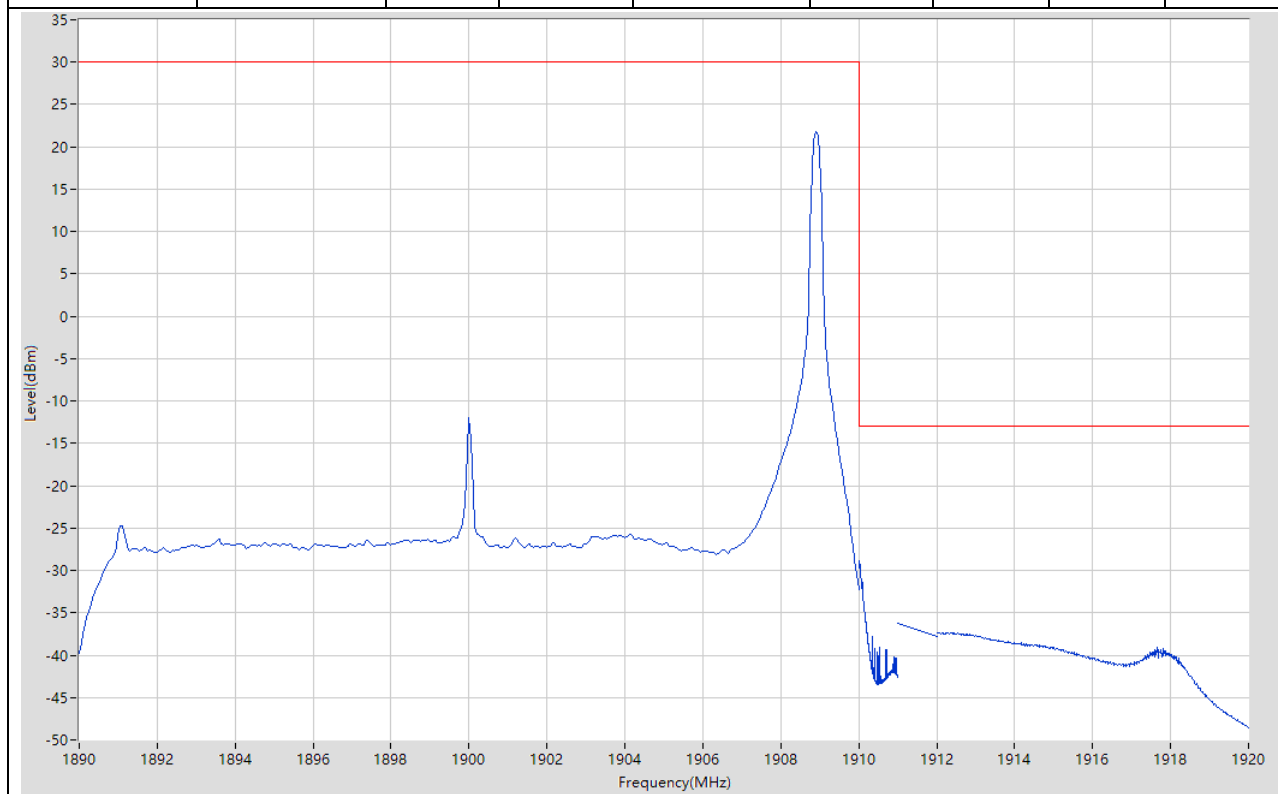
**1.44. LTE Band Edge\_Part22-24-27(NTNV)(Subtest:44, Channel:18700, Bandwidth:20, Modulation:Q16, RB Number: 100, RB Position:LOW)**

Start Frequency (MHz)	Stop Frequency (MHz)	RBW (MHz)	Detector	Frequency (MHz)	Power (dBm)	Limit (dBm)	Verdict	Sweep Point
1840	1848	1	RMS	1848	-29.07	-13	Pass	401
1848	1849	1	RMS	1849	-28.6	-13	Pass	2
1849	1850	0.2	RMS	1849.975	-34.15	-13	Pass	401
1850	1870	0.1	RMS	1862.9	0.71	30	Pass	401



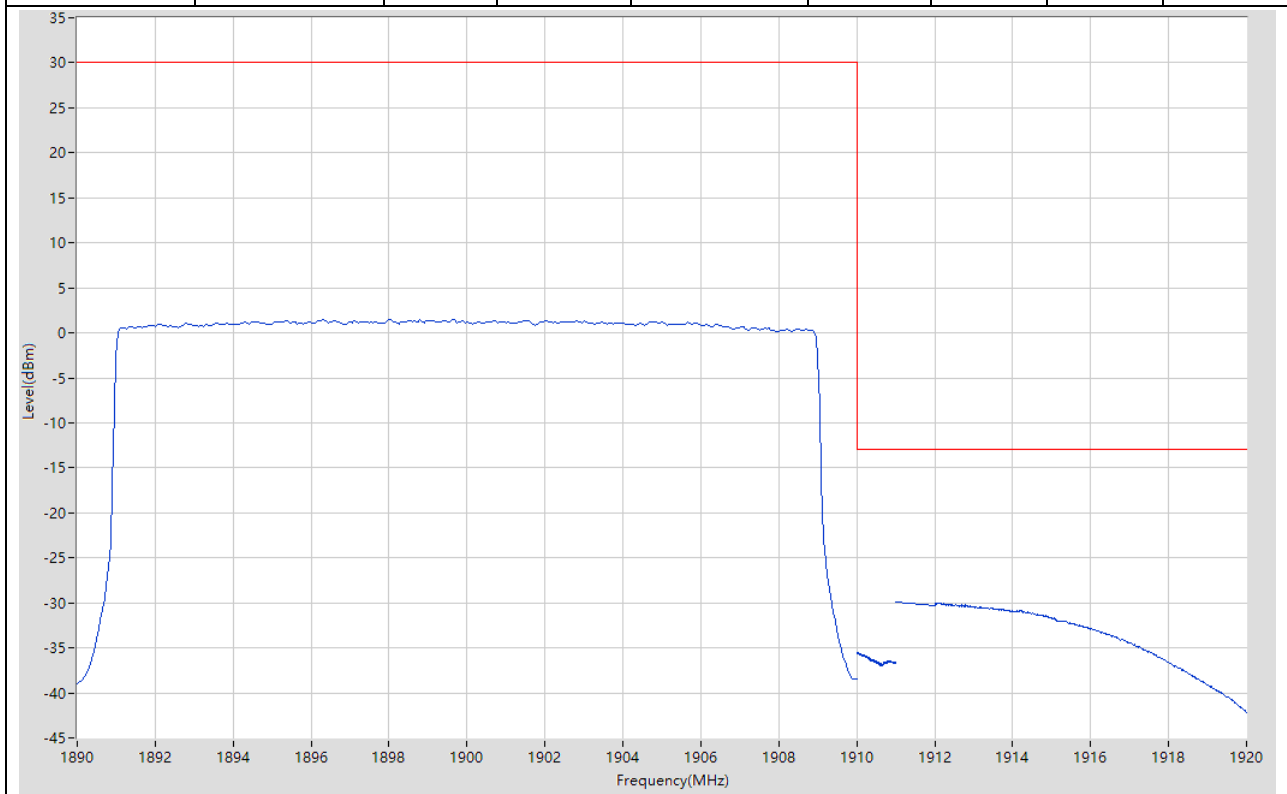
**1.45. LTE Band Edge\_Part22-24-27(NTNV)(Subtest:45, Channel:19100, Bandwidth:20, Modulation:QPSK, RB Number: 1, RB Position:HIGH)**

Start Frequency (MHz)	Stop Frequency (MHz)	RBW (MHz)	Detector	Frequency (MHz)	Power (dBm)	Limit (dBm)	Verdict	Sweep Point
1890	1910	0.1	RMS	1908.9	21.78	30	Pass	401
1910	1911	0.2	RMS	1910.013	-28.79	-13	Pass	401
1911	1912	1	RMS	1911	-36.26	-13	Pass	2
1912	1920	1	RMS	1912.02	-37.31	-13	Pass	401



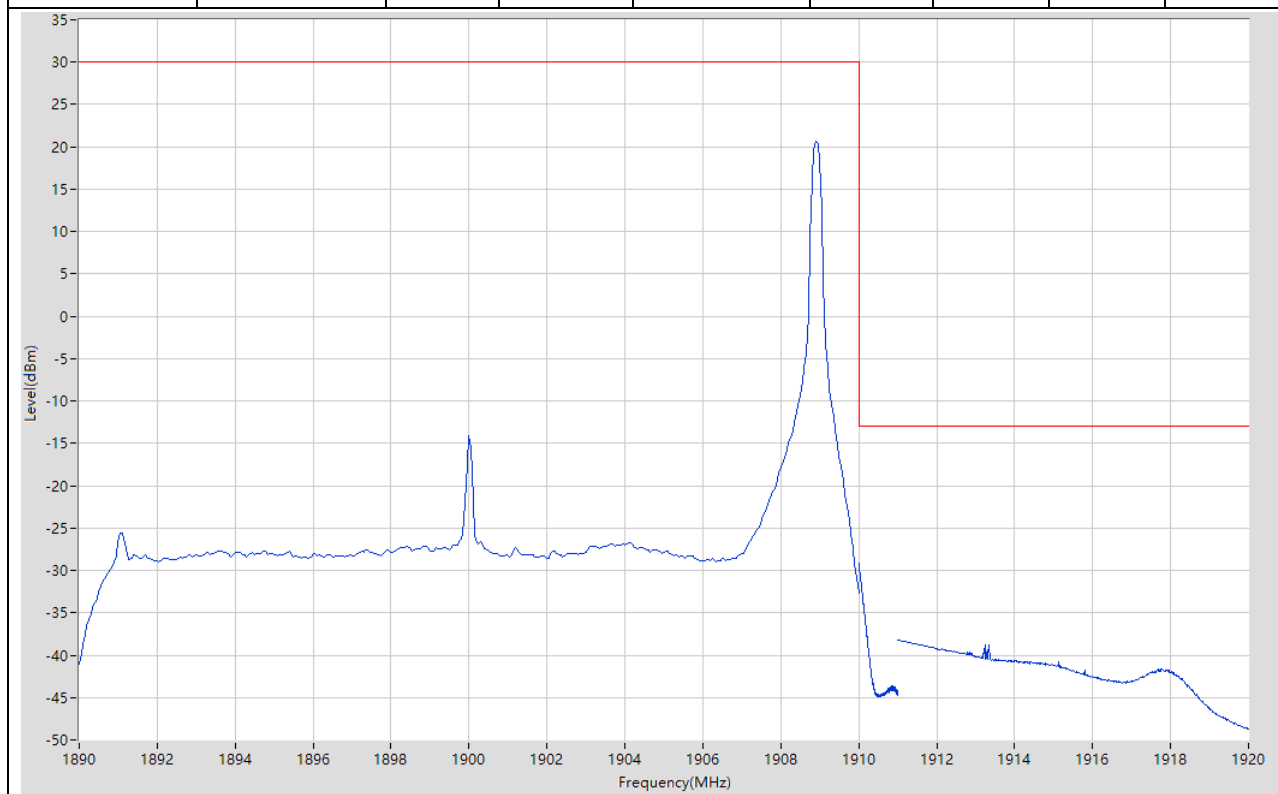
**1.46. LTE Band Edge\_Part22-24-27(NTNV)(Subtest:46, Channel:19100, Bandwidth:20, Modulation:QPSK, RB Number: 100, RB Position:HIGH)**

Start Frequency (MHz)	Stop Frequency (MHz)	RBW (MHz)	Detector	Frequency (MHz)	Power (dBm)	Limit (dBm)	Verdict	Sweep Point
1890	1910	0.1	RMS	1899.65	1.49	30	Pass	401
1910	1911	0.2	RMS	1910.003	-35.49	-13	Pass	401
1911	1912	1	RMS	1911	-29.94	-13	Pass	2
1912	1920	1	RMS	1912	-29.99	-13	Pass	401



**1.47. LTE Band Edge\_Part22-24-27(NTNV)(Subtest:47, Channel:19100, Bandwidth:20, Modulation:Q16, RB Number: 1, RB Position:HIGH)**

Start Frequency (MHz)	Stop Frequency (MHz)	RBW (MHz)	Detector	Frequency (MHz)	Power (dBm)	Limit (dBm)	Verdict	Sweep Point
1890	1910	0.1	RMS	1908.9	20.7	30	Pass	401
1910	1911	0.2	RMS	1910	-29.1	-13	Pass	401
1911	1912	1	RMS	1911	-38.23	-13	Pass	2
1912	1920	1	RMS	1913.26	-38.79	-13	Pass	401



**1.48. LTE Band Edge\_Part22-24-27(NTNV)(Subtest:48, Channel:19100, Bandwidth:20, Modulation:Q16, RB Number: 100, RB Position:HIGH)**

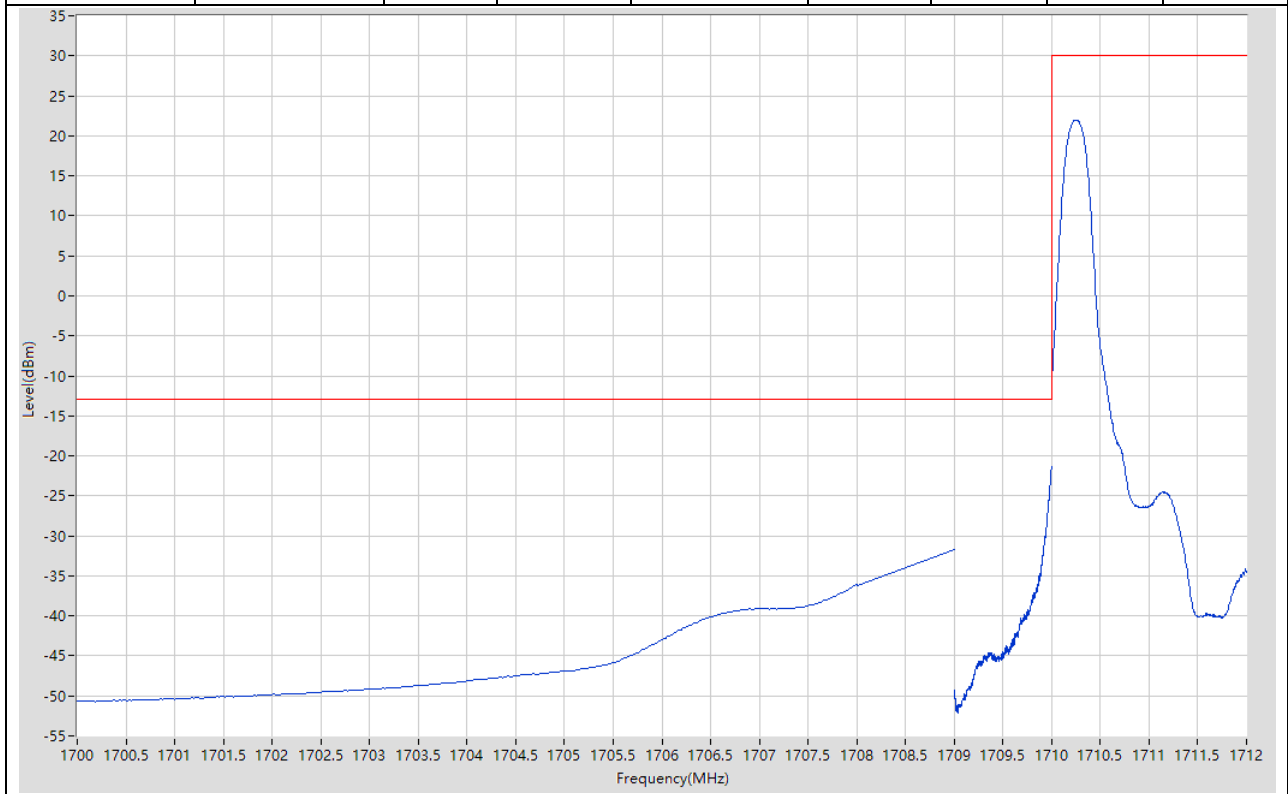
Start Frequency (MHz)	Stop Frequency (MHz)	RBW (MHz)	Detector	Frequency (MHz)	Power (dBm)	Limit (dBm)	Verdict	Sweep Point
1890	1910	0.1	RMS	1897.75	0.51	30	Pass	401
1910	1911	0.2	RMS	1910.005	-35.52	-13	Pass	401
1911	1912	1	RMS	1911	-29.85	-13	Pass	2
1912	1920	1	RMS	1912	-30.12	-13	Pass	401



## 2. LTE\_Band4

### 2.1. LTE Band Edge\_Part22-24-27(NTNV)(Subtest:1, Channel:19957, Bandwidth:1.4, Modulation:QPSK, RB Number: 1, RB Position:LOW)

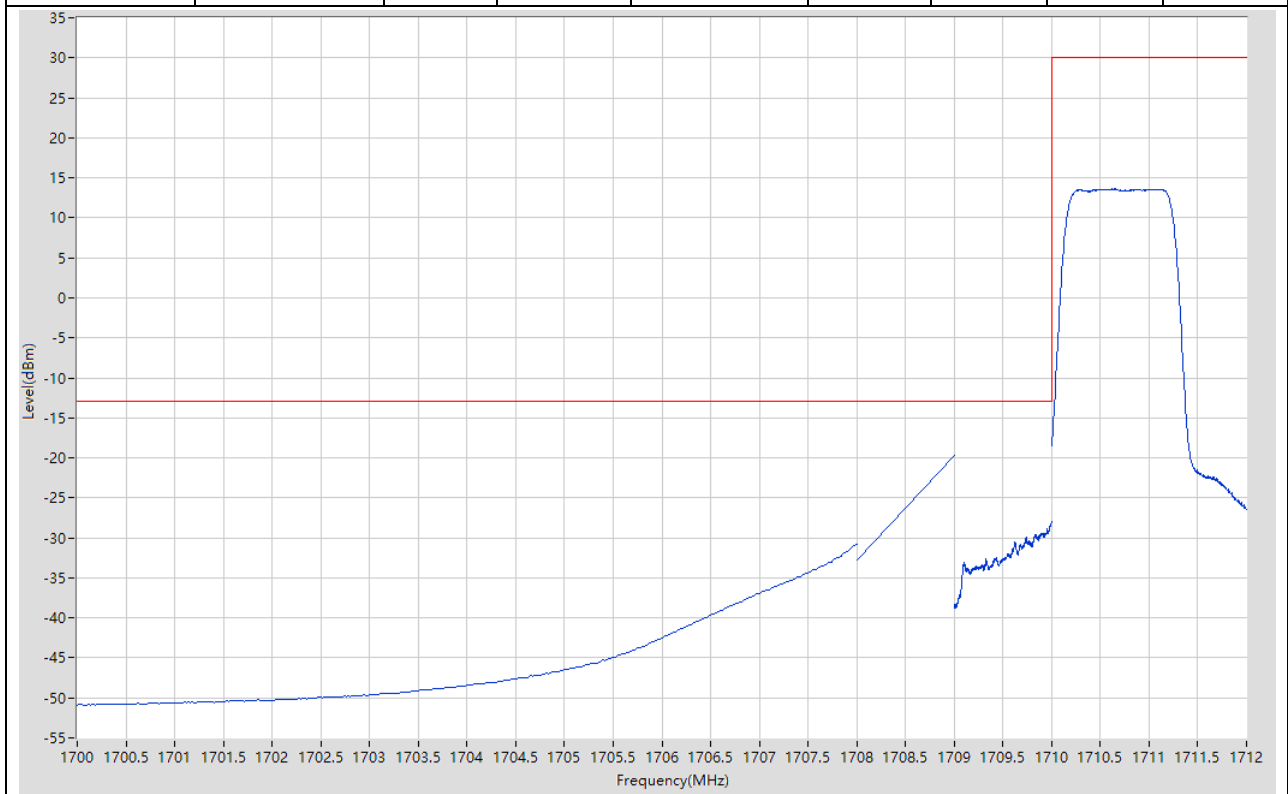
Start Frequency (MHz)	Stop Frequency (MHz)	RBW (MHz)	Detector	Frequency (MHz)	Power (dBm)	Limit (dBm)	Verdict	Sweep Point
1700	1708	1	RMS	1708	-36.14	-13	Pass	401
1708	1709	1	RMS	1709	-31.75	-13	Pass	2
1709	1710	0.02	RMS	1709.998	-21.41	-13	Pass	401
1710	1712	0.1	RMS	1710.25	22	30	Pass	401





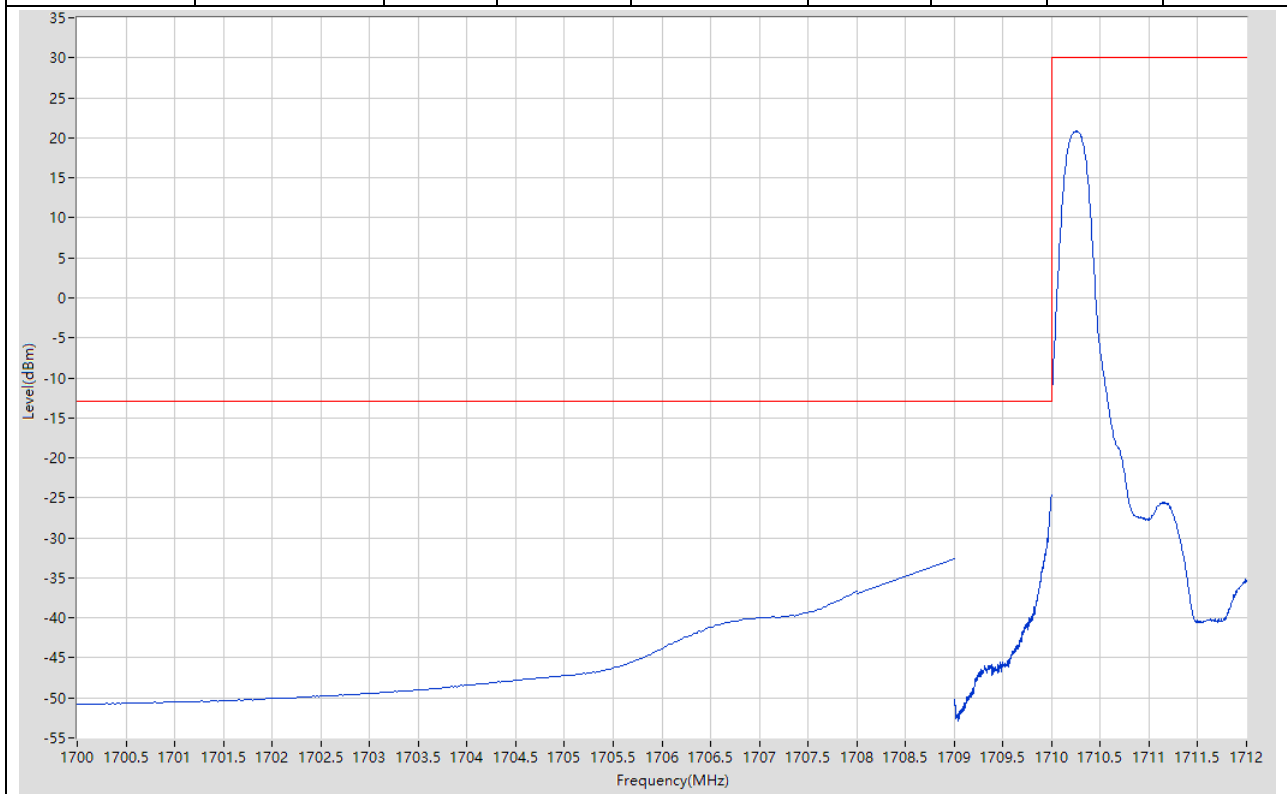
**2.2. LTE Band Edge\_Part22-24-27(NTNV)(Subtest:2, Channel:19957, Bandwidth:1.4, Modulation:QPSK, RB Number: 6, RB Position:LOW)**

Start Frequency (MHz)	Stop Frequency (MHz)	RBW (MHz)	Detector	Frequency (MHz)	Power (dBm)	Limit (dBm)	Verdict	Sweep Point
1700	1708	1	RMS	1708	-30.76	-13	Pass	401
1708	1709	1	RMS	1709	-19.68	-13	Pass	2
1709	1710	0.02	RMS	1709.998	-28.01	-13	Pass	401
1710	1712	0.1	RMS	1710.62	13.63	30	Pass	401



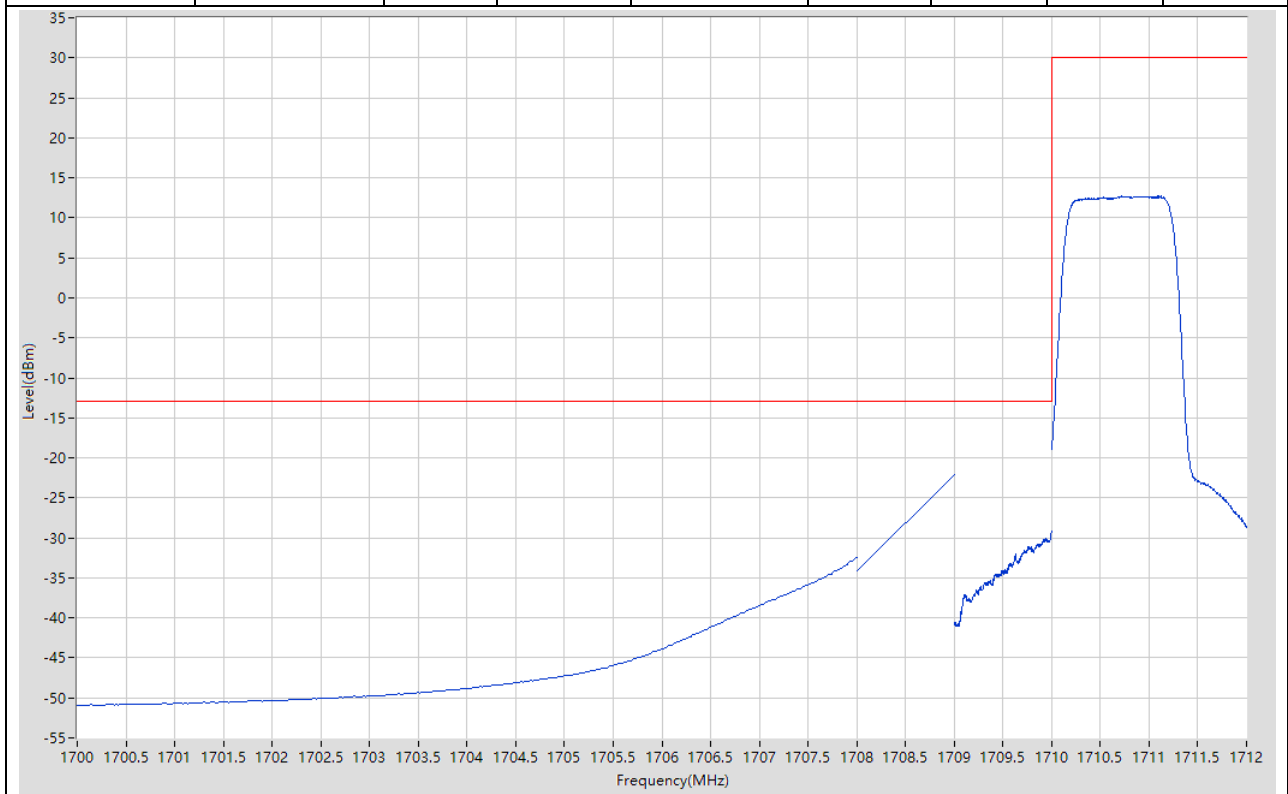
**2.3. LTE Band Edge\_Part22-24-27(NTNV)(Subtest:3, Channel:19957, Bandwidth:1.4, Modulation:Q16, RB Number: 1, RB Position:LOW)**

Start Frequency (MHz)	Stop Frequency (MHz)	RBW (MHz)	Detector	Frequency (MHz)	Power (dBm)	Limit (dBm)	Verdict	Sweep Point
1700	1708	1	RMS	1708	-36.72	-13	Pass	401
1708	1709	1	RMS	1709	-32.58	-13	Pass	2
1709	1710	0.02	RMS	1710	-24.66	-13	Pass	401
1710	1712	0.1	RMS	1710.25	20.81	30	Pass	401



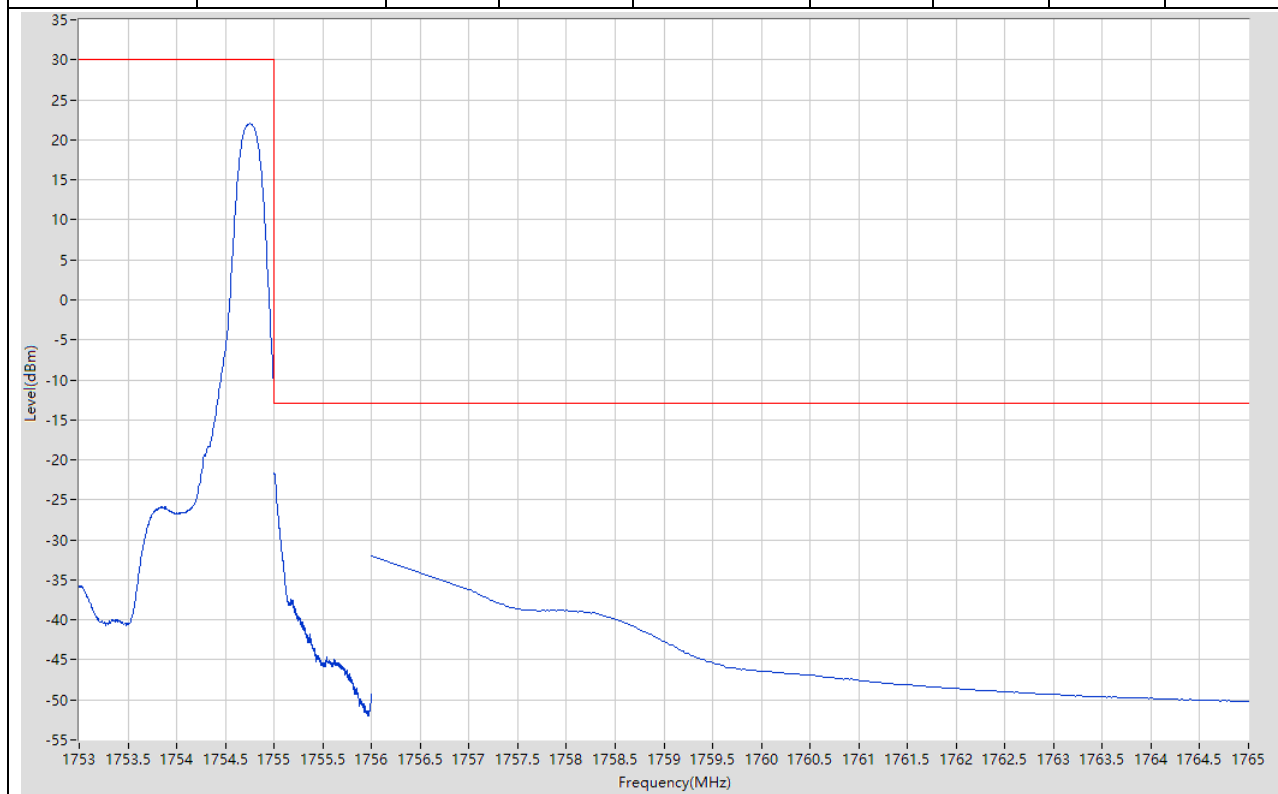
**2.4. LTE Band Edge\_Part22-24-27(NTNV)(Subtest:4, Channel:19957, Bandwidth:1.4, Modulation:Q16, RB Number: 6, RB Position:LOW)**

Start Frequency (MHz)	Stop Frequency (MHz)	RBW (MHz)	Detector	Frequency (MHz)	Power (dBm)	Limit (dBm)	Verdict	Sweep Point
1700	1708	1	RMS	1708	-32.43	-13	Pass	401
1708	1709	1	RMS	1709	-22.13	-13	Pass	2
1709	1710	0.02	RMS	1710	-29.14	-13	Pass	401
1710	1712	0.1	RMS	1711.105	12.74	30	Pass	401



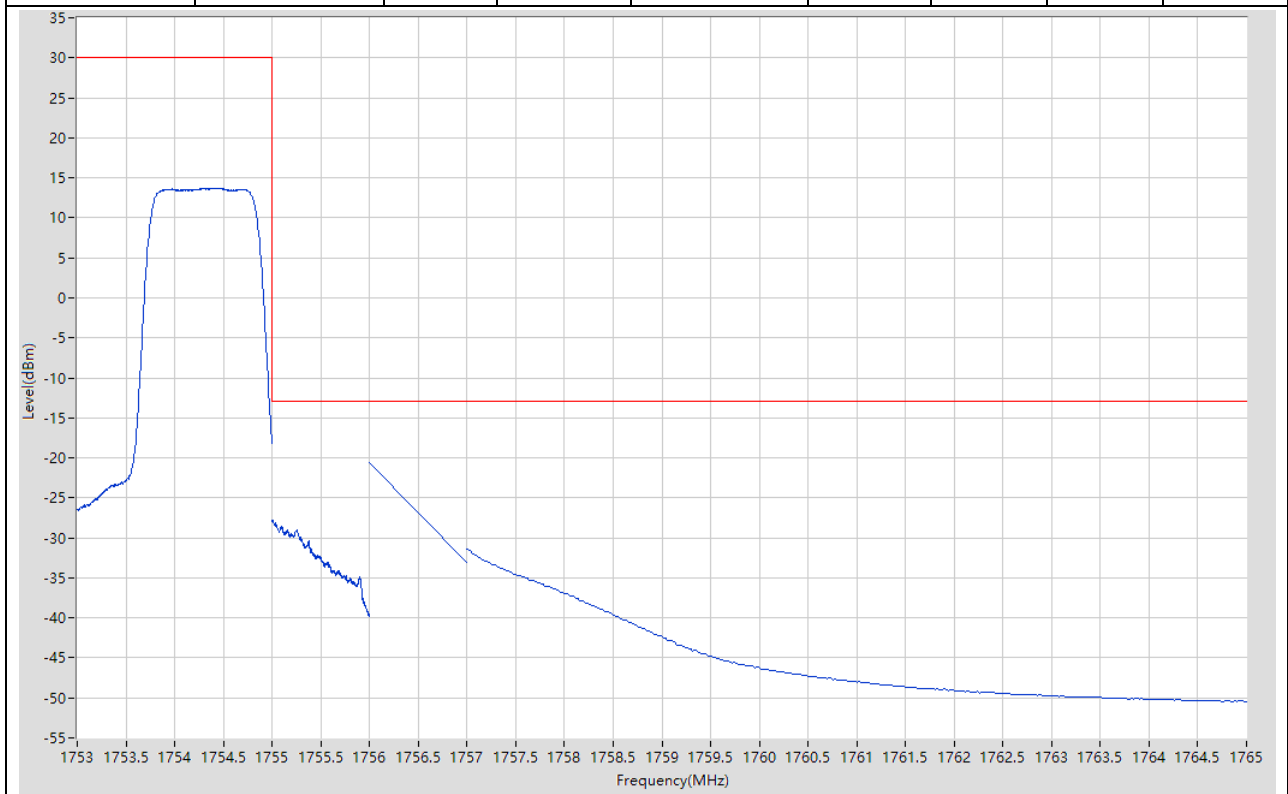
**2.5. LTE Band Edge\_Part22-24-27(NTNV)(Subtest:5, Channel:20393, Bandwidth:1.4, Modulation:QPSK, RB Number: 1, RB Position:HIGH)**

Start Frequency (MHz)	Stop Frequency (MHz)	RBW (MHz)	Detector	Frequency (MHz)	Power (dBm)	Limit (dBm)	Verdict	Sweep Point
1753	1755	0.1	RMS	1754.75	22.03	30	Pass	401
1755	1756	0.02	RMS	1755	-21.68	-13	Pass	401
1756	1757	1	RMS	1756	-32.06	-13	Pass	2
1757	1765	1	RMS	1757.02	-36.29	-13	Pass	401



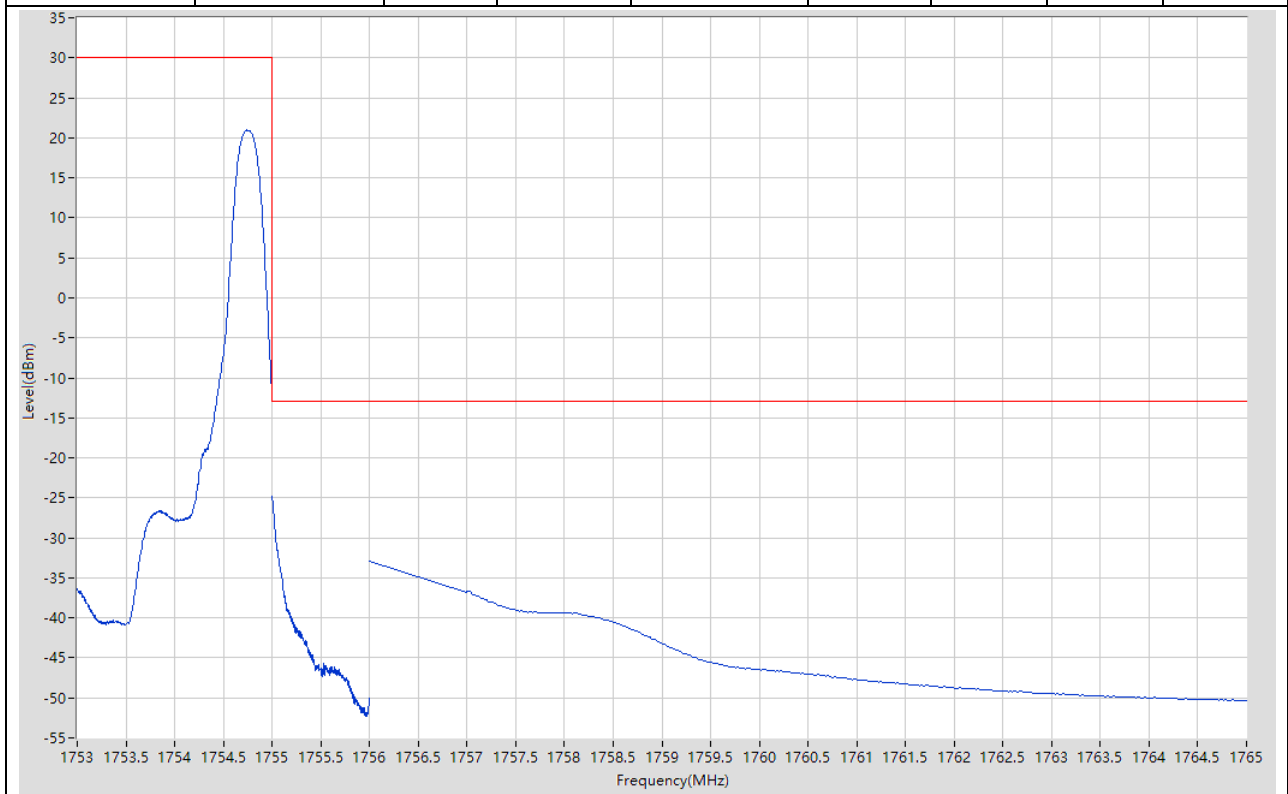
**2.6. LTE Band Edge\_Part22-24-27(NTNV)(Subtest:6, Channel:20393, Bandwidth:1.4, Modulation:QPSK, RB Number: 6, RB Position:HIGH)**

Start Frequency (MHz)	Stop Frequency (MHz)	RBW (MHz)	Detector	Frequency (MHz)	Power (dBm)	Limit (dBm)	Verdict	Sweep Point
1753	1755	0.1	RMS	1754.46	13.7	30	Pass	401
1755	1756	0.02	RMS	1755	-27.78	-13	Pass	401
1756	1757	1	RMS	1756	-20.63	-13	Pass	2
1757	1765	1	RMS	1757	-31.48	-13	Pass	401



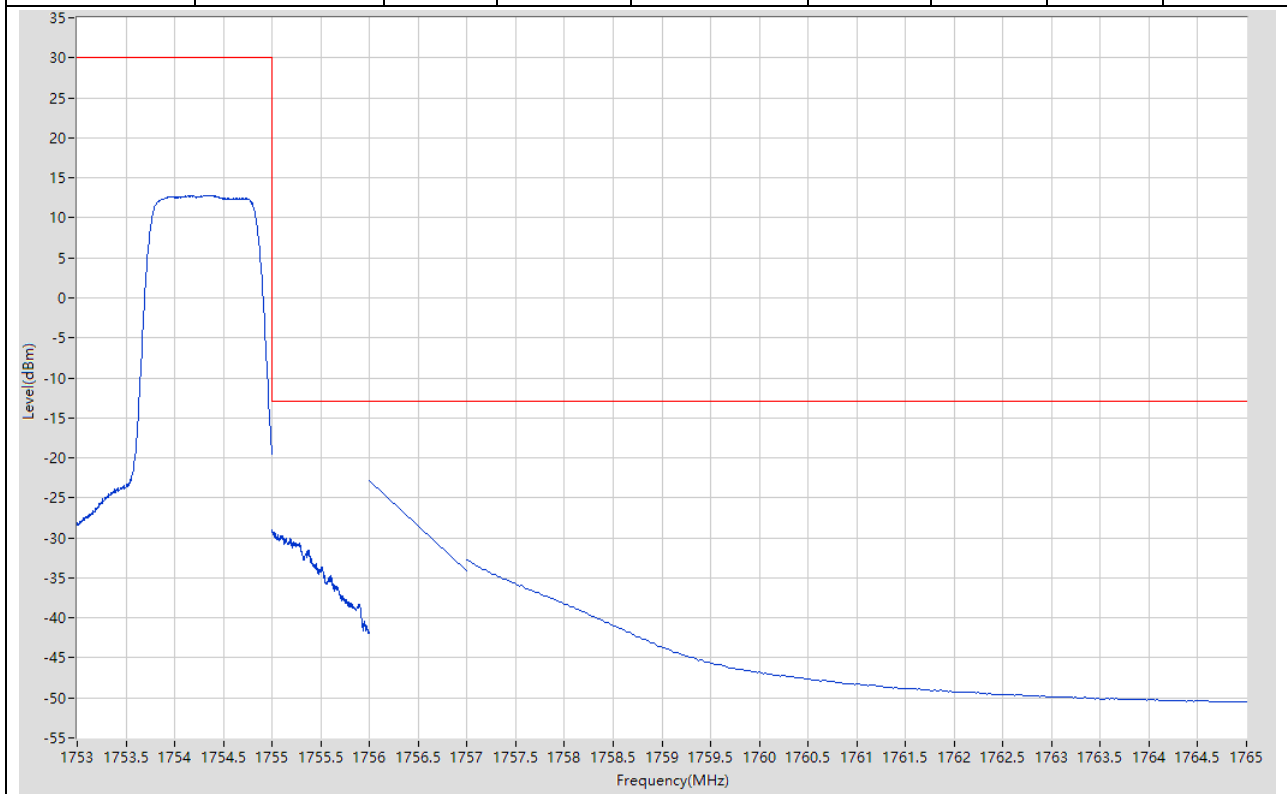
**2.7. LTE Band Edge\_Part22-24-27(NTNV)(Subtest:7, Channel:20393, Bandwidth:1.4, Modulation:Q16, RB Number: 1, RB Position:HIGH)**

Start Frequency (MHz)	Stop Frequency (MHz)	RBW (MHz)	Detector	Frequency (MHz)	Power (dBm)	Limit (dBm)	Verdict	Sweep Point
1753	1755	0.1	RMS	1754.745	20.97	30	Pass	401
1755	1756	0.02	RMS	1755	-24.86	-13	Pass	401
1756	1757	1	RMS	1756	-32.85	-13	Pass	2
1757	1765	1	RMS	1757	-36.72	-13	Pass	401



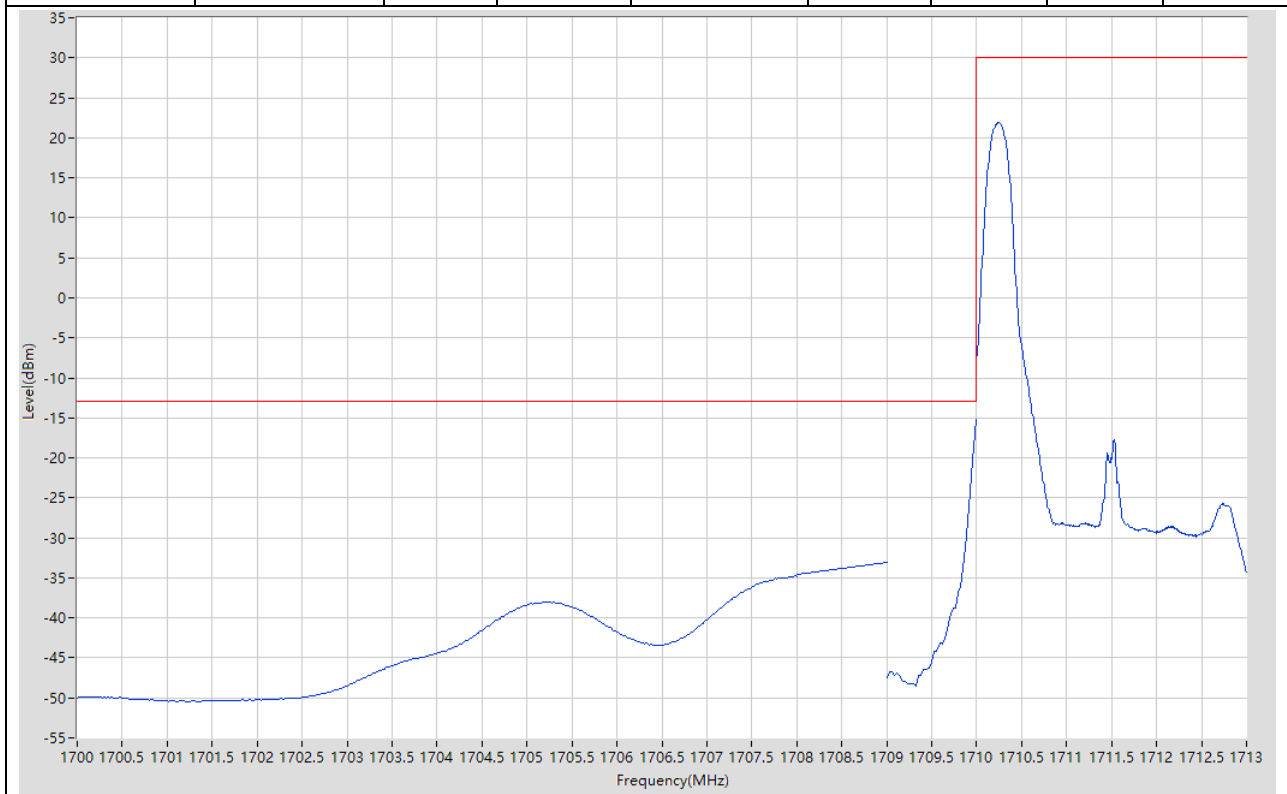
**2.8. LTE Band Edge\_Part22-24-27(NTNV)(Subtest:8, Channel:20393, Bandwidth:1.4, Modulation:Q16, RB Number: 6, RB Position:HIGH)**

Start Frequency (MHz)	Stop Frequency (MHz)	RBW (MHz)	Detector	Frequency (MHz)	Power (dBm)	Limit (dBm)	Verdict	Sweep Point
1753	1755	0.1	RMS	1754.33	12.84	30	Pass	401
1755	1756	0.02	RMS	1755	-29.05	-13	Pass	401
1756	1757	1	RMS	1756	-22.82	-13	Pass	2
1757	1765	1	RMS	1757	-32.74	-13	Pass	401



**2.9. LTE Band Edge\_Part22-24-27(NTNV)(Subtest:9, Channel:19965, Bandwidth:3, Modulation:QPSK, RB Number: 1, RB Position:LOW)**

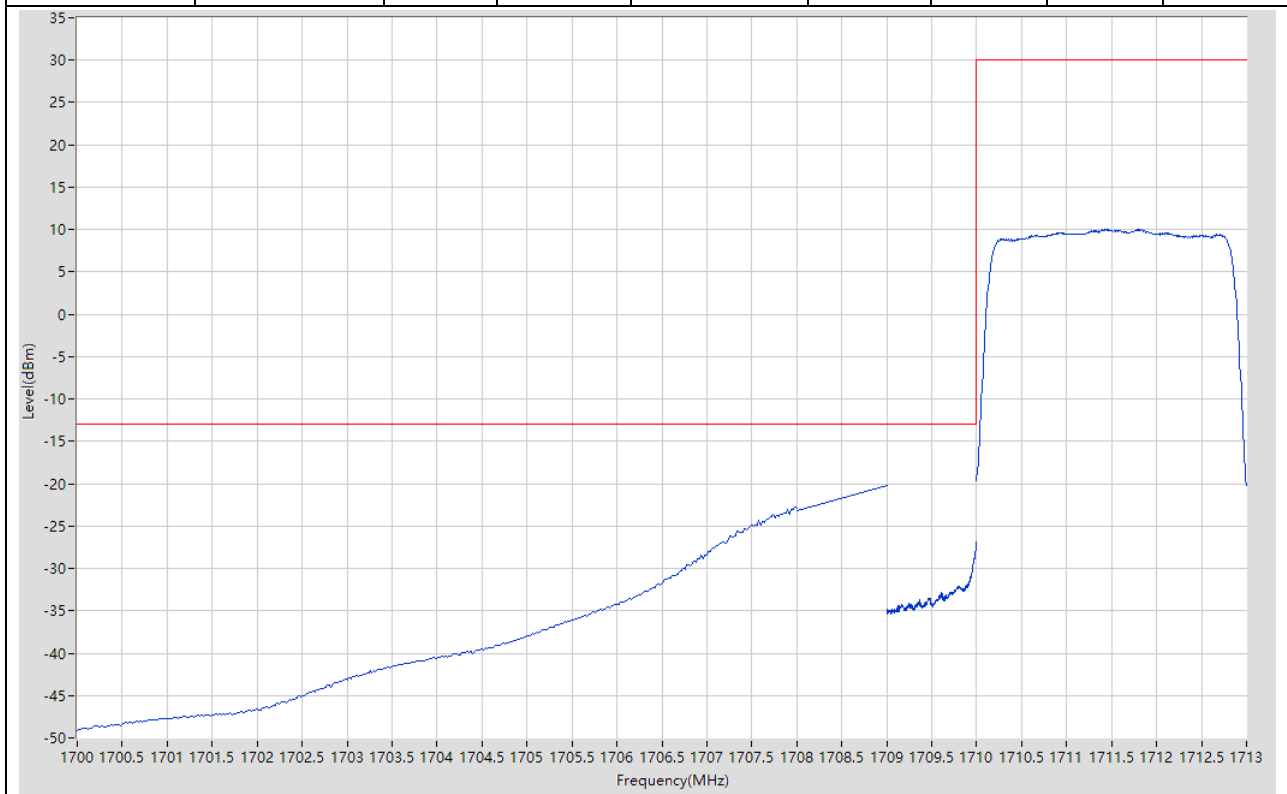
Start Frequency (MHz)	Stop Frequency (MHz)	RBW (MHz)	Detector	Frequency (MHz)	Power (dBm)	Limit (dBm)	Verdict	Sweep Point
1700	1708	1	RMS	1707.98	-34.79	-13	Pass	401
1708	1709	1	RMS	1709	-33.06	-13	Pass	2
1709	1710	0.03	RMS	1710	-15.22	-13	Pass	35
1710	1713	0.1	RMS	1710.248	21.9	30	Pass	401





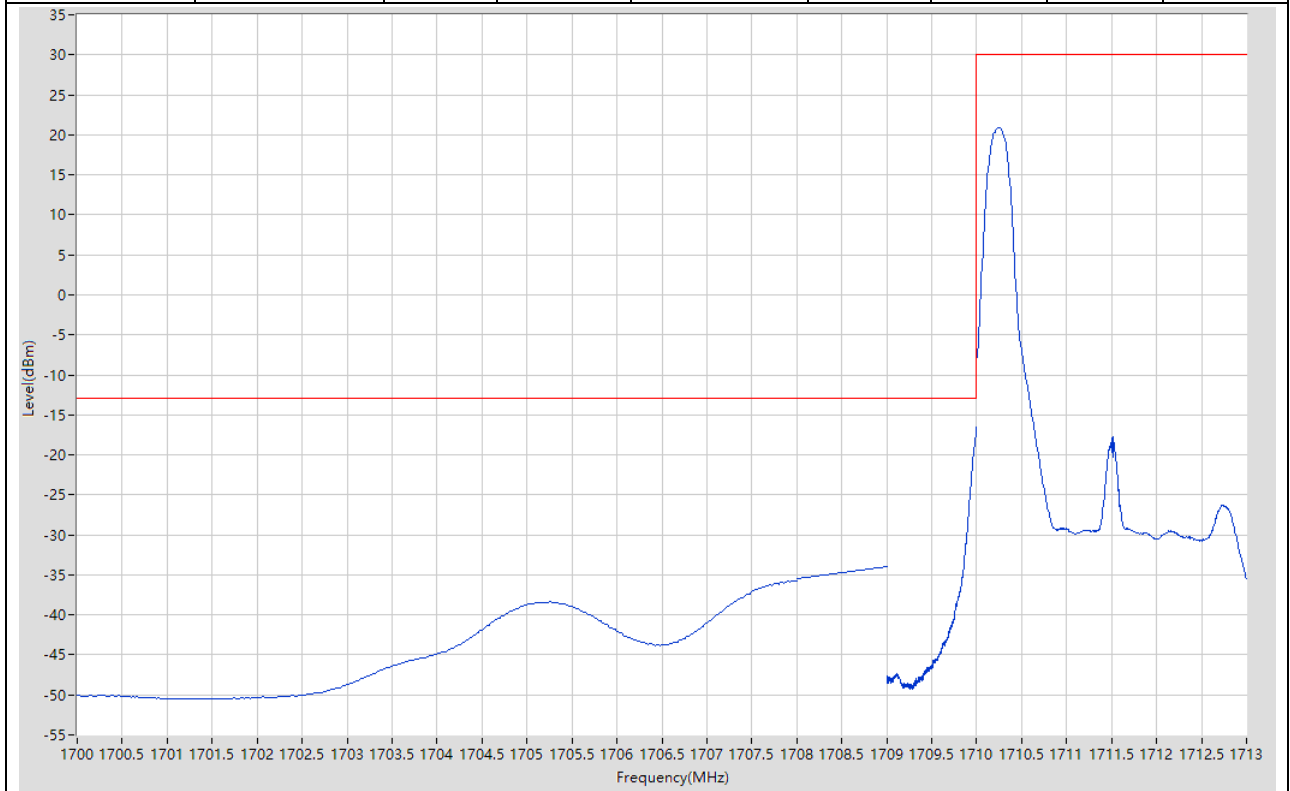
**2.10. LTE Band Edge\_Part22-24-27(NTNV)(Subtest:10, Channel:19965, Bandwidth:3, Modulation:QPSK, RB Number: 15, RB Position:LOW)**

Start Frequency (MHz)	Stop Frequency (MHz)	RBW (MHz)	Detector	Frequency (MHz)	Power (dBm)	Limit (dBm)	Verdict	Sweep Point
1700	1708	1	RMS	1707.98	-22.8	-13	Pass	401
1708	1709	1	RMS	1709	-20.25	-13	Pass	2
1709	1710	0.03	RMS	1710	-26.94	-13	Pass	401
1710	1713	0.1	RMS	1711.808	10.03	30	Pass	401



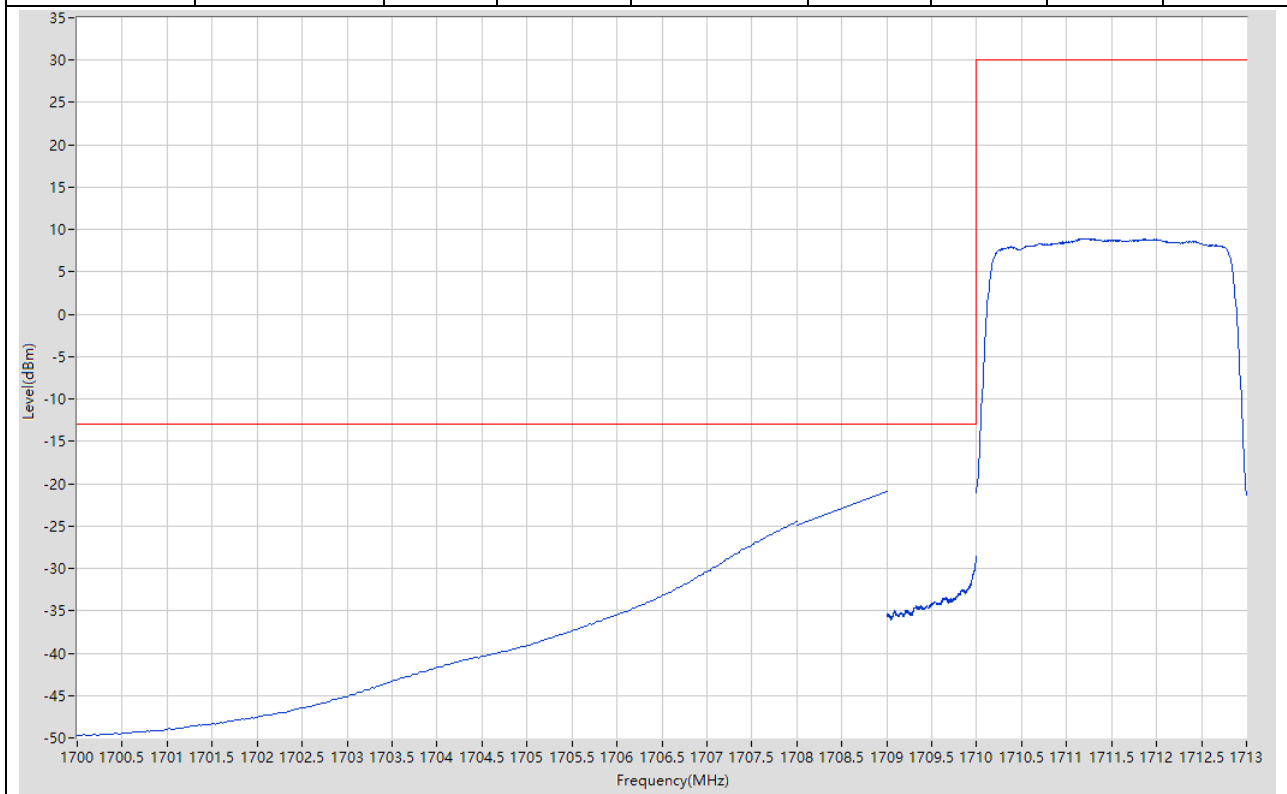
**2.11. LTE Band Edge\_Part22-24-27(NTNV)(Subtest:11, Channel:19965, Bandwidth:3, Modulation:Q16, RB Number: 1, RB Position:LOW)**

Start Frequency (MHz)	Stop Frequency (MHz)	RBW (MHz)	Detector	Frequency (MHz)	Power (dBm)	Limit (dBm)	Verdict	Sweep Point
1700	1708	1	RMS	1707.96	-35.74	-13	Pass	401
1708	1709	1	RMS	1709	-33.98	-13	Pass	2
1709	1710	0.03	RMS	1709.998	-16.52	-13	Pass	401
1710	1713	0.1	RMS	1710.248	20.95	30	Pass	401



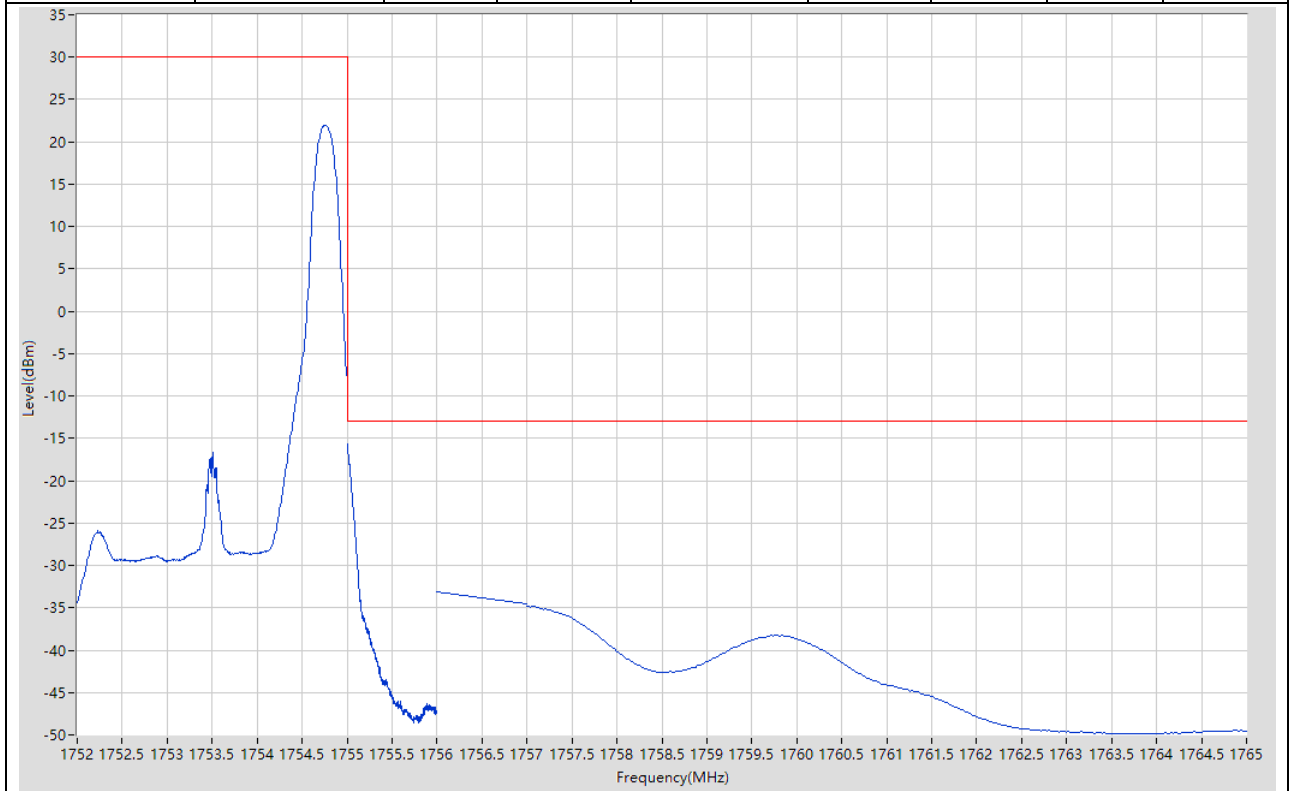
**2.12. LTE Band Edge\_Part22-24-27(NTNV)(Subtest:12, Channel:19965, Bandwidth:3, Modulation:Q16, RB Number: 15, RB Position:LOW)**

Start Frequency (MHz)	Stop Frequency (MHz)	RBW (MHz)	Detector	Frequency (MHz)	Power (dBm)	Limit (dBm)	Verdict	Sweep Point
1700	1708	1	RMS	1708	-24.46	-13	Pass	401
1708	1709	1	RMS	1709	-20.87	-13	Pass	2
1709	1710	0.03	RMS	1709.998	-28.63	-13	Pass	401
1710	1713	0.1	RMS	1711.193	8.95	30	Pass	401



**2.13. LTE Band Edge\_Part22-24-27(NTNV)(Subtest:13, Channel:20385, Bandwidth:3, Modulation:QPSK, RB Number: 1, RB Position:HIGH)**

Start Frequency (MHz)	Stop Frequency (MHz)	RBW (MHz)	Detector	Frequency (MHz)	Power (dBm)	Limit (dBm)	Verdict	Sweep Point
1752	1755	0.1	RMS	1754.753	21.97	30	Pass	401
1755	1756	0.03	RMS	1755	-15.65	-13	Pass	401
1756	1757	1	RMS	1756	-33.06	-13	Pass	2
1757	1765	1	RMS	1757	-34.82	-13	Pass	401



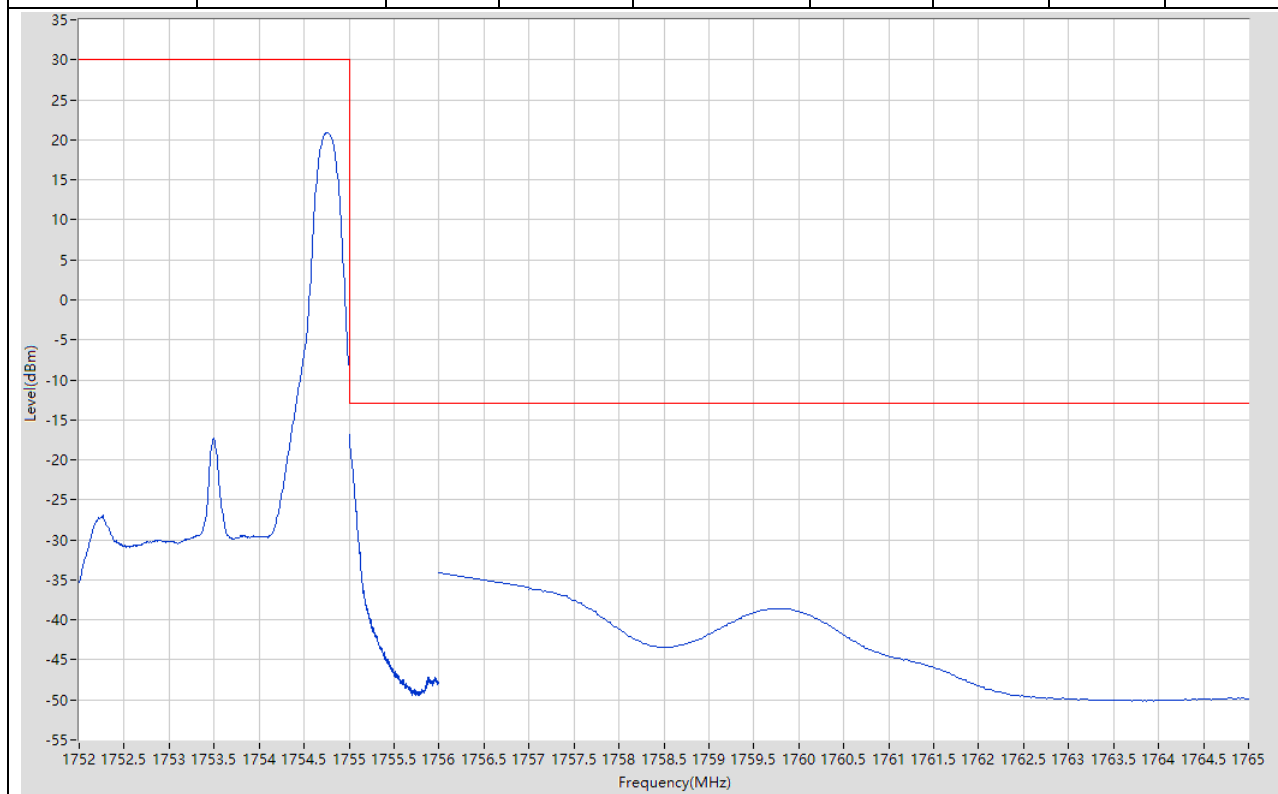
**2.14. LTE Band Edge\_Part22-24-27(NTNV)(Subtest:14, Channel:20385, Bandwidth:3, Modulation:QPSK, RB Number: 15, RB Position:HIGH)**

Start Frequency (MHz)	Stop Frequency (MHz)	RBW (MHz)	Detector	Frequency (MHz)	Power (dBm)	Limit (dBm)	Verdict	Sweep Point
1752	1755	0.1	RMS	1753.103	10.01	30	Pass	401
1755	1756	0.03	RMS	1755	-27.85	-13	Pass	401
1756	1757	1	RMS	1756	-20.2	-13	Pass	2
1757	1765	1	RMS	1757	-23.27	-13	Pass	401



**2.15. LTE Band Edge\_Part22-24-27(NTNV)(Subtest:15, Channel:20385, Bandwidth:3, Modulation:Q16, RB Number: 1, RB Position:HIGH)**

Start Frequency (MHz)	Stop Frequency (MHz)	RBW (MHz)	Detector	Frequency (MHz)	Power (dBm)	Limit (dBm)	Verdict	Sweep Point
1752	1755	0.1	RMS	1754.76	20.87	30	Pass	401
1755	1756	0.03	RMS	1755	-16.88	-13	Pass	401
1756	1757	1	RMS	1756	-34.05	-13	Pass	2
1757	1765	1	RMS	1757.02	-36.12	-13	Pass	401



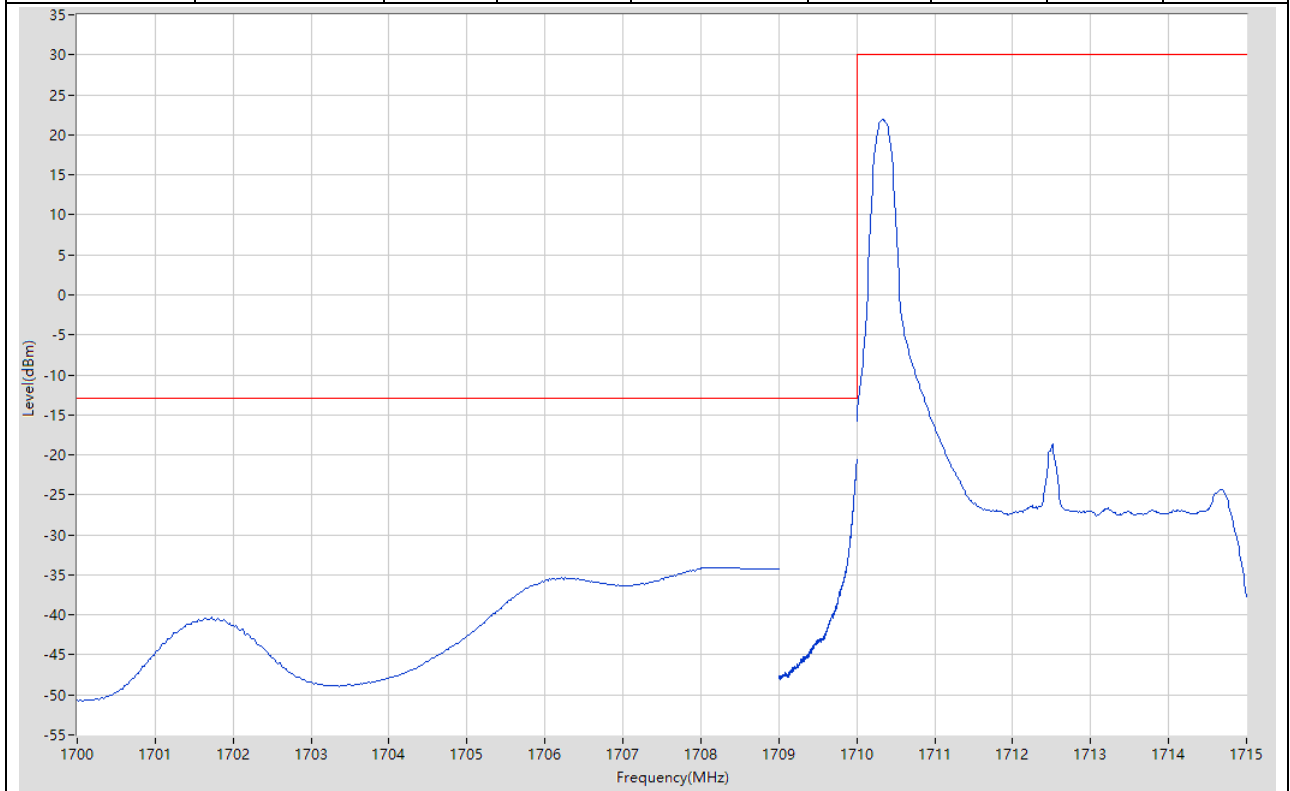
**2.16. LTE Band Edge\_Part22-24-27(NTNV)(Subtest:16, Channel:20385, Bandwidth:3, Modulation:Q16, RB Number: 15, RB Position:HIGH)**

Start Frequency (MHz)	Stop Frequency (MHz)	RBW (MHz)	Detector	Frequency (MHz)	Power (dBm)	Limit (dBm)	Verdict	Sweep Point
1752	1755	0.1	RMS	1753.605	8.95	30	Pass	401
1755	1756	0.03	RMS	1755	-27.91	-13	Pass	401
1756	1757	1	RMS	1756	-20.88	-13	Pass	2
1757	1765	1	RMS	1757	-24.73	-13	Pass	401



**2.17. LTE Band Edge\_Part22-24-27(NTNV)(Subtest:17, Channel:19975, Bandwidth:5, Modulation:QPSK, RB Number: 1, RB Position:LOW)**

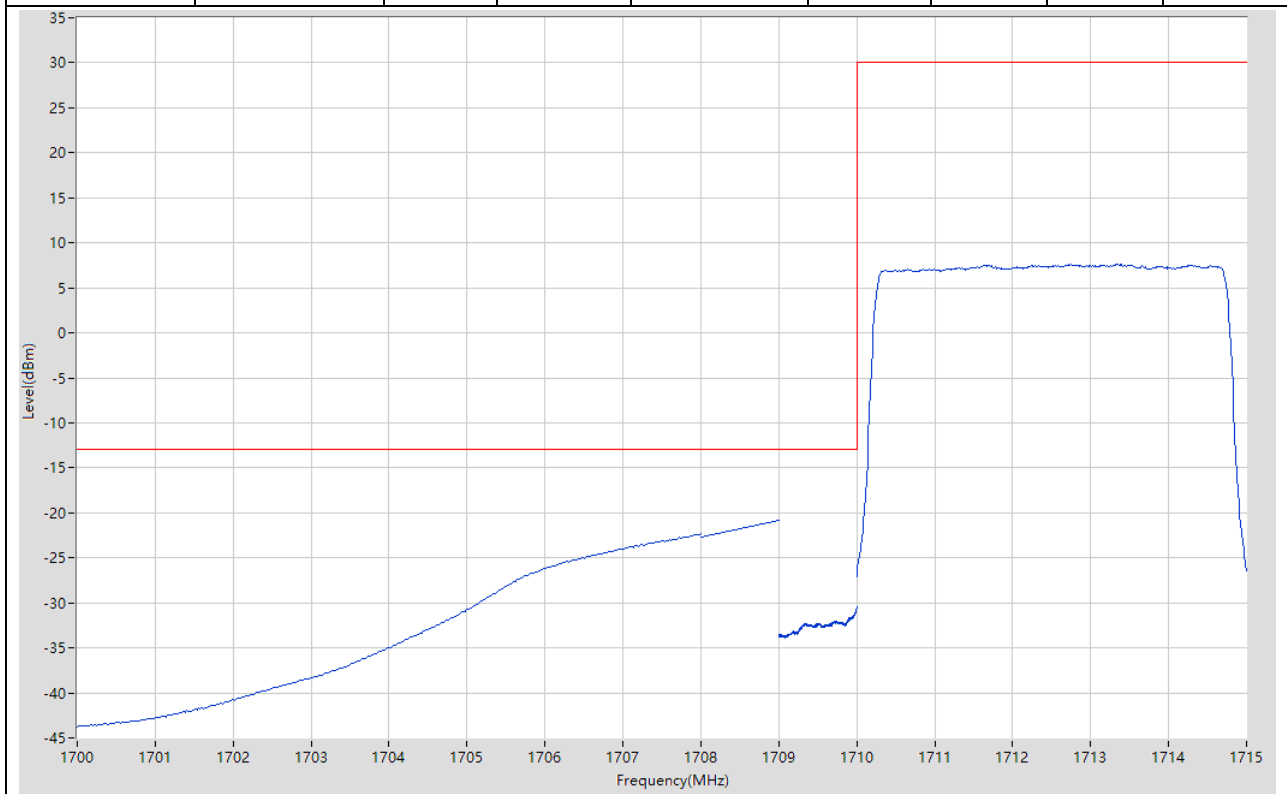
Start Frequency (MHz)	Stop Frequency (MHz)	RBW (MHz)	Detector	Frequency (MHz)	Power (dBm)	Limit (dBm)	Verdict	Sweep Point
1700	1708	1	RMS	1707.98	-34.23	-13	Pass	401
1708	1709	1	RMS	1708	-34.18	-13	Pass	2
1709	1710	0.051	RMS	1710	-20.65	-13	Pass	401
1710	1715	0.1	RMS	1710.338	21.94	30	Pass	401





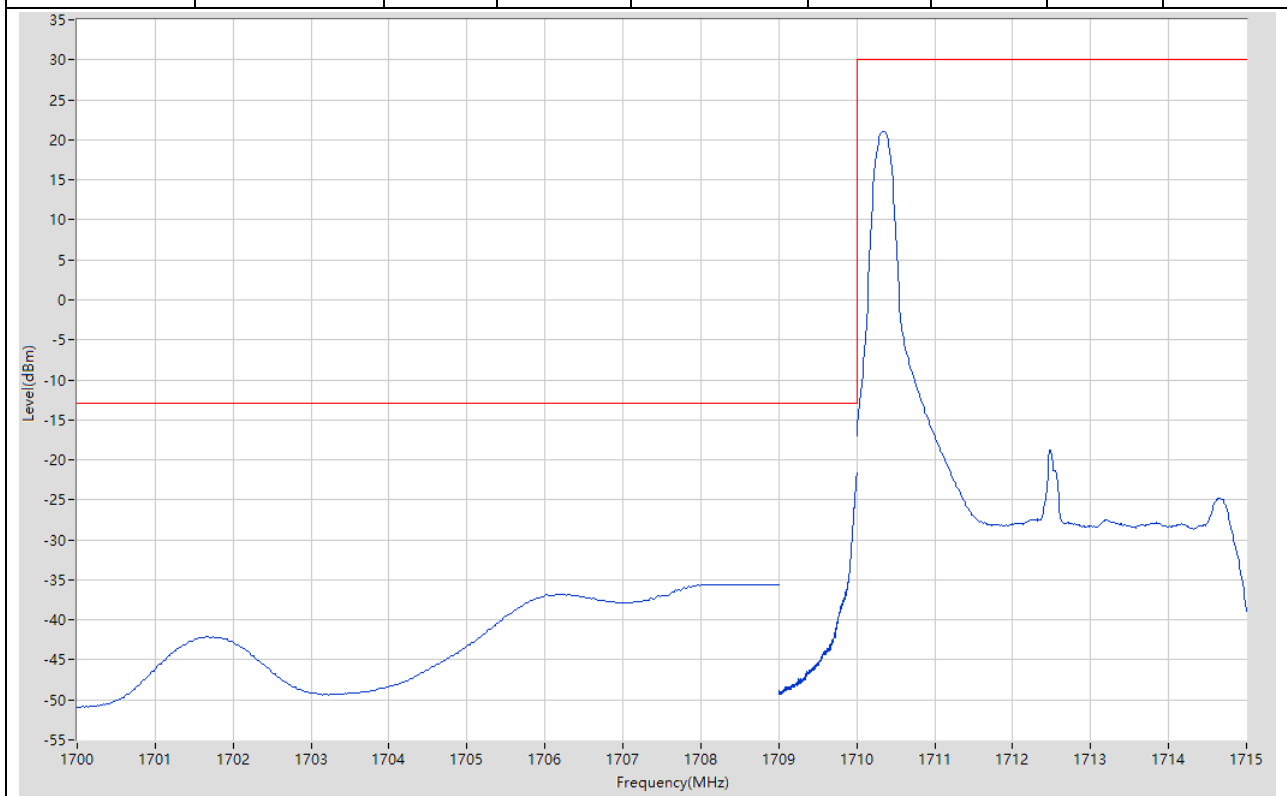
**2.18. LTE Band Edge\_Part22-24-27(NTNV)(Subtest:18, Channel:19975, Bandwidth:5, Modulation:QPSK, RB Number: 25, RB Position:LOW)**

Start Frequency (MHz)	Stop Frequency (MHz)	RBW (MHz)	Detector	Frequency (MHz)	Power (dBm)	Limit (dBm)	Verdict	Sweep Point
1700	1708	1	RMS	1708	-22.34	-13	Pass	401
1708	1709	1	RMS	1709	-20.82	-13	Pass	2
1709	1710	0.051	RMS	1710	-30.49	-13	Pass	401
1710	1715	0.1	RMS	1713.35	7.63	30	Pass	401



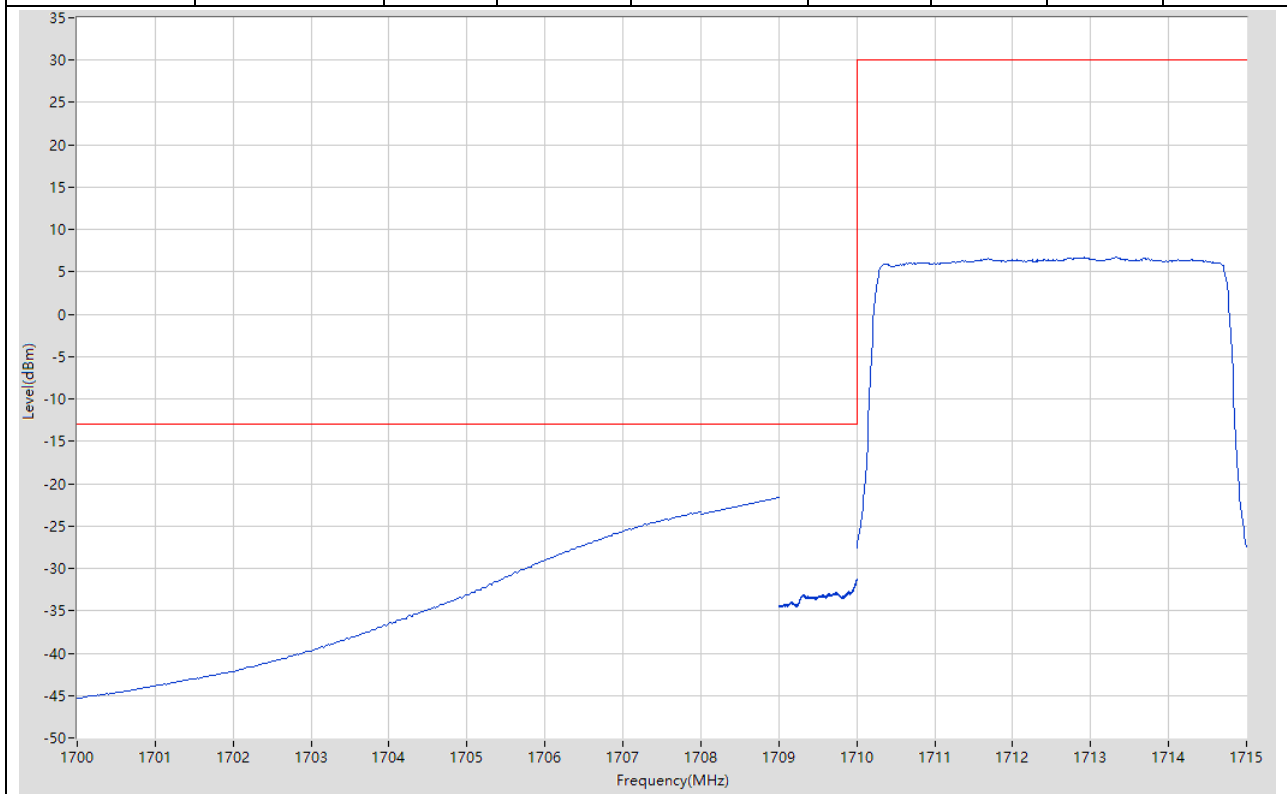
**2.19. LTE Band Edge\_Part22-24-27(NTNV)(Subtest:19, Channel:19975, Bandwidth:5, Modulation:Q16, RB Number: 1, RB Position:LOW)**

Start Frequency (MHz)	Stop Frequency (MHz)	RBW (MHz)	Detector	Frequency (MHz)	Power (dBm)	Limit (dBm)	Verdict	Sweep Point
1700	1708	1	RMS	1708	-35.61	-13	Pass	401
1708	1709	1	RMS	1708	-35.63	-13	Pass	2
1709	1710	0.051	RMS	1710	-21.65	-13	Pass	401
1710	1715	0.1	RMS	1710.338	21.09	30	Pass	401



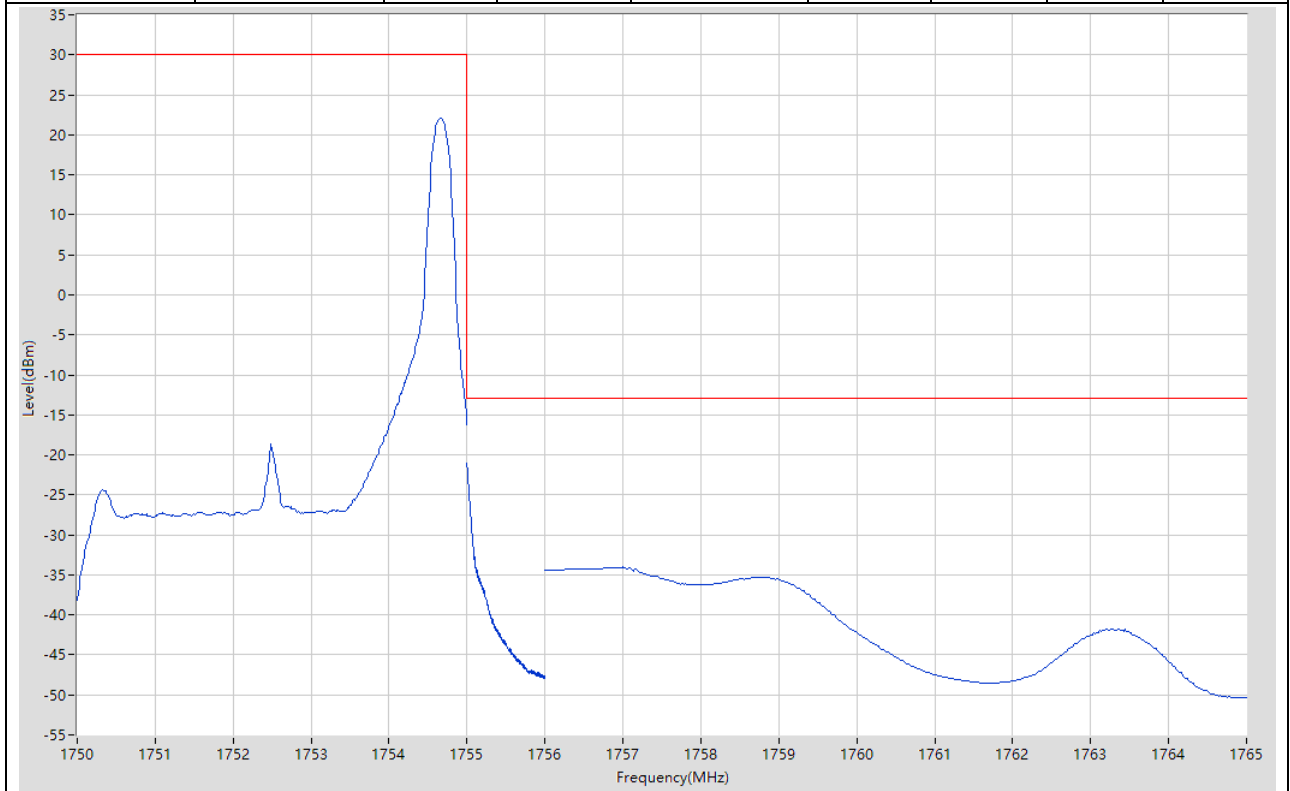
**2.20. LTE Band Edge\_Part22-24-27(NTNV)(Subtest:20, Channel:19975, Bandwidth:5, Modulation:Q16, RB Number: 25, RB Position:LOW)**

Start Frequency (MHz)	Stop Frequency (MHz)	RBW (MHz)	Detector	Frequency (MHz)	Power (dBm)	Limit (dBm)	Verdict	Sweep Point
1700	1708	1	RMS	1708	-23.32	-13	Pass	401
1708	1709	1	RMS	1709	-21.68	-13	Pass	2
1709	1710	0.051	RMS	1710	-31.26	-13	Pass	401
1710	1715	0.1	RMS	1713.338	6.71	30	Pass	401



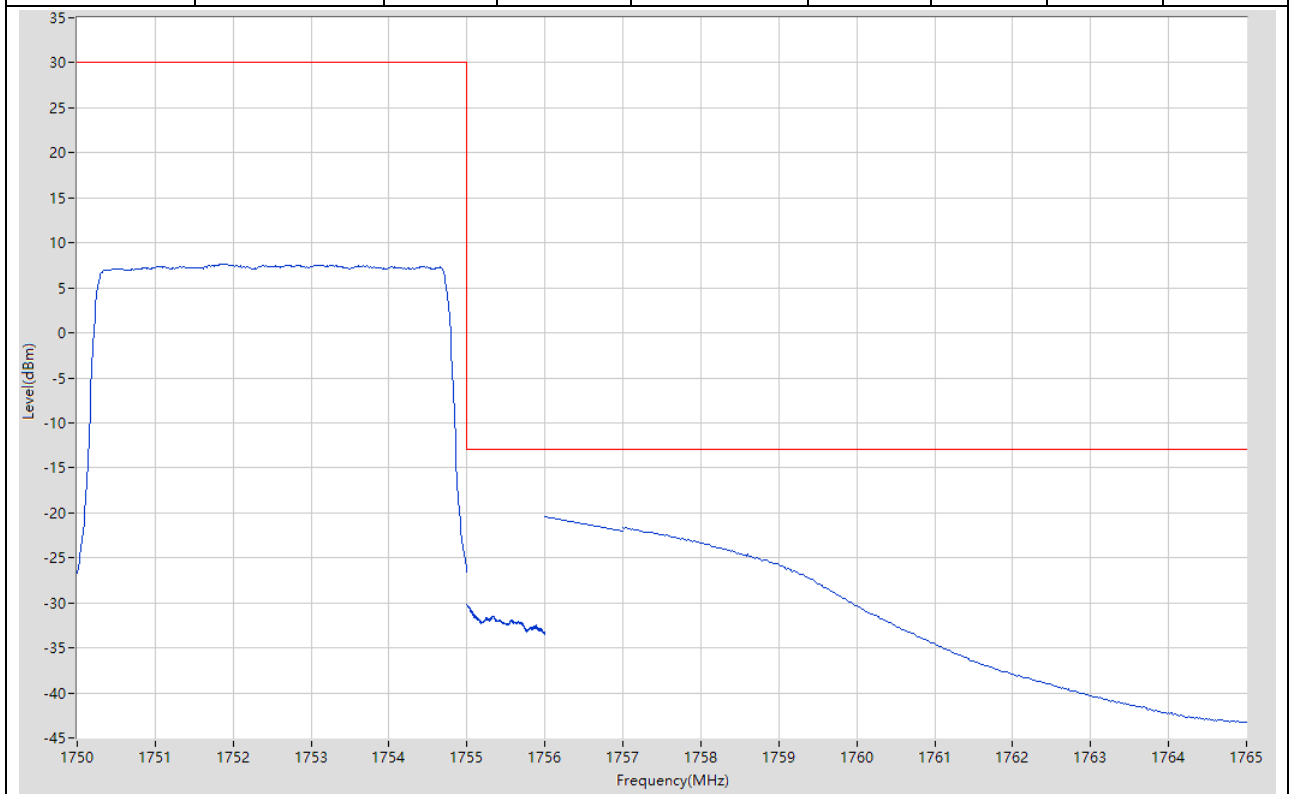
**2.21. LTE Band Edge\_Part22-24-27(NTNV)(Subtest:21, Channel:20375, Bandwidth:5, Modulation:QPSK, RB Number: 1, RB Position:HIGH)**

Start Frequency (MHz)	Stop Frequency (MHz)	RBW (MHz)	Detector	Frequency (MHz)	Power (dBm)	Limit (dBm)	Verdict	Sweep Point
1750	1755	0.1	RMS	1754.663	22.06	30	Pass	401
1755	1756	0.051	RMS	1755	-21.05	-13	Pass	401
1756	1757	1	RMS	1757	-34.13	-13	Pass	2
1757	1765	1	RMS	1757	-33.95	-13	Pass	401



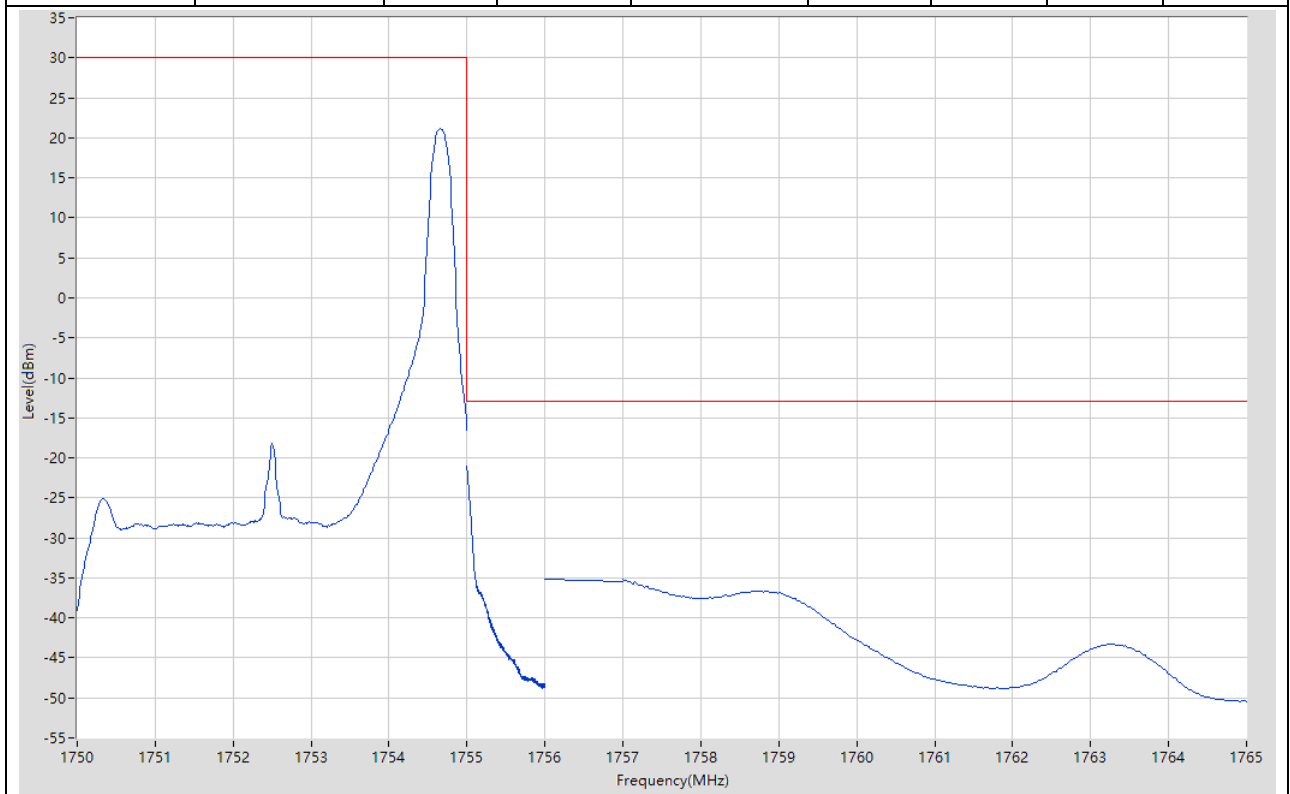
**2.22. LTE Band Edge\_Part22-24-27(NTNV)(Subtest:22, Channel:20375, Bandwidth:5, Modulation:QPSK, RB Number: 25, RB Position:HIGH)**

Start Frequency (MHz)	Stop Frequency (MHz)	RBW (MHz)	Detector	Frequency (MHz)	Power (dBm)	Limit (dBm)	Verdict	Sweep Point
1750	1755	0.1	RMS	1751.863	7.68	30	Pass	401
1755	1756	0.051	RMS	1755.003	-30.12	-13	Pass	401
1756	1757	1	RMS	1756	-20.41	-13	Pass	2
1757	1765	1	RMS	1757	-21.59	-13	Pass	401



**2.23. LTE Band Edge\_Part22-24-27(NTNV)(Subtest:23, Channel:20375, Bandwidth:5, Modulation:Q16, RB Number: 1, RB Position:HIGH)**

Start Frequency (MHz)	Stop Frequency (MHz)	RBW (MHz)	Detector	Frequency (MHz)	Power (dBm)	Limit (dBm)	Verdict	Sweep Point
1750	1755	0.1	RMS	1754.663	21.2	30	Pass	401
1755	1756	0.051	RMS	1755	-20.99	-13	Pass	401
1756	1757	1	RMS	1756	-35.19	-13	Pass	2
1757	1765	1	RMS	1757	-35.21	-13	Pass	401



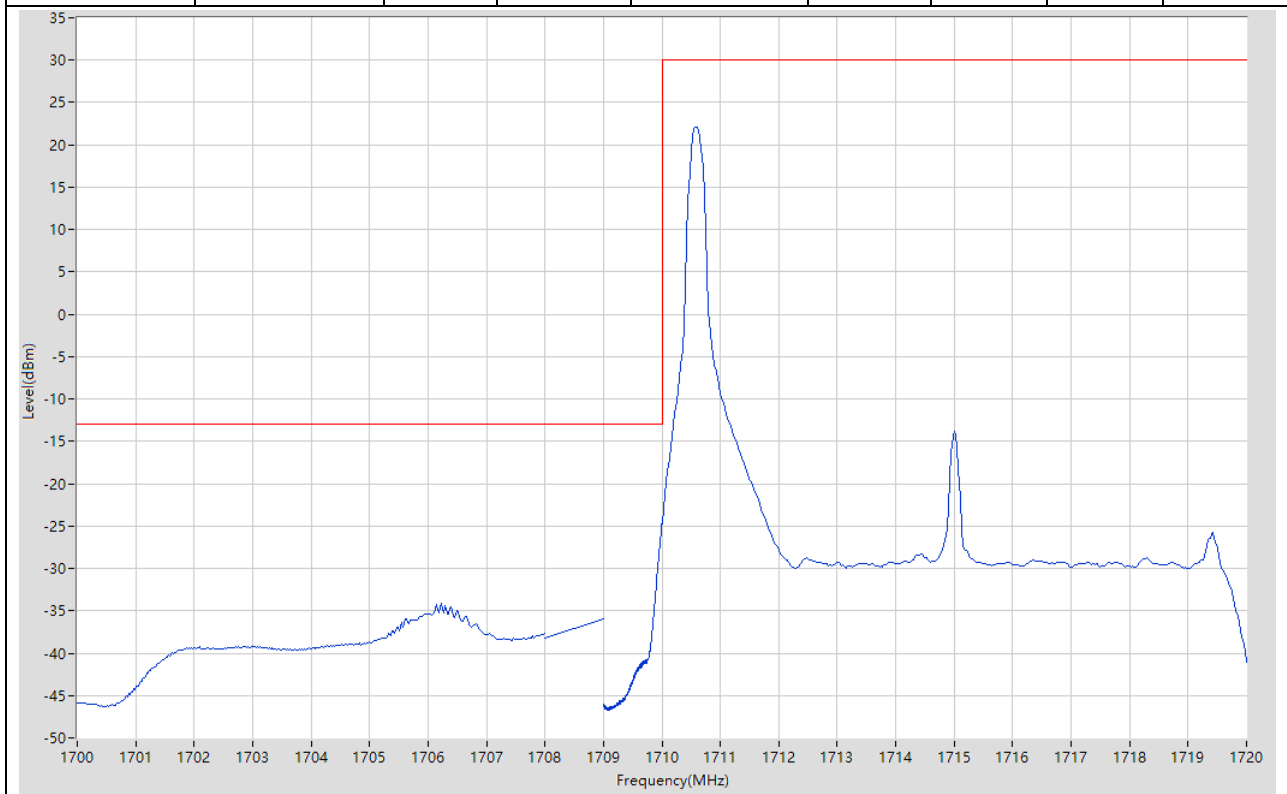
**2.24. LTE Band Edge\_Part22-24-27(NTNV)(Subtest:24, Channel:20375, Bandwidth:5, Modulation:Q16, RB Number: 25, RB Position:HIGH)**

Start Frequency (MHz)	Stop Frequency (MHz)	RBW (MHz)	Detector	Frequency (MHz)	Power (dBm)	Limit (dBm)	Verdict	Sweep Point
1750	1755	0.1	RMS	1752.263	6.68	30	Pass	401
1755	1756	0.051	RMS	1755	-30.92	-13	Pass	401
1756	1757	1	RMS	1756	-21.31	-13	Pass	2
1757	1765	1	RMS	1757	-22.7	-13	Pass	401



**2.25. LTE Band Edge\_Part22-24-27(NTNV)(Subtest:25, Channel:20000, Bandwidth:10, Modulation:QPSK, RB Number: 1, RB Position:LOW)**

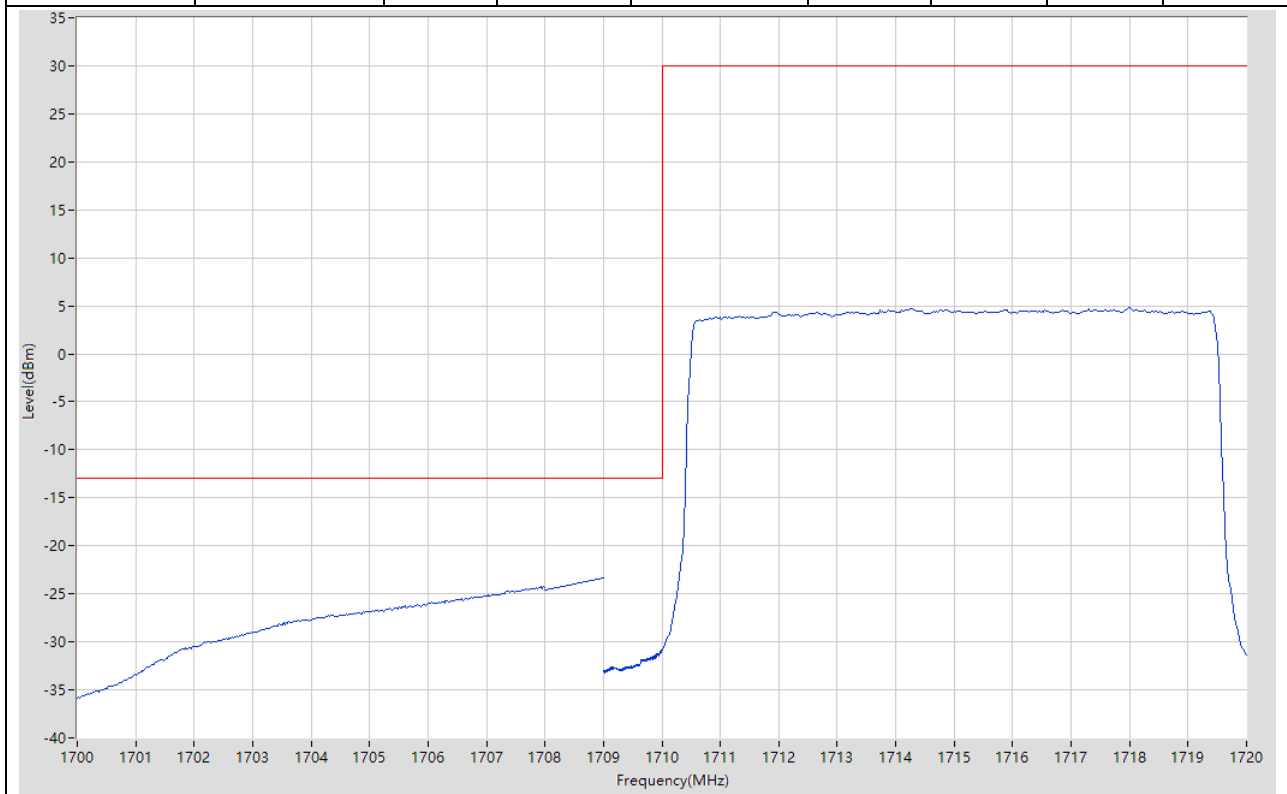
Start Frequency (MHz)	Stop Frequency (MHz)	RBW (MHz)	Detector	Frequency (MHz)	Power (dBm)	Limit (dBm)	Verdict	Sweep Point
1700	1708	1	RMS	1706.22	-34.16	-13	Pass	401
1708	1709	1	RMS	1709	-35.89	-13	Pass	2
1709	1710	0.1	RMS	1710	-24.75	-13	Pass	401
1710	1720	0.1	RMS	1710.575	22.12	30	Pass	401





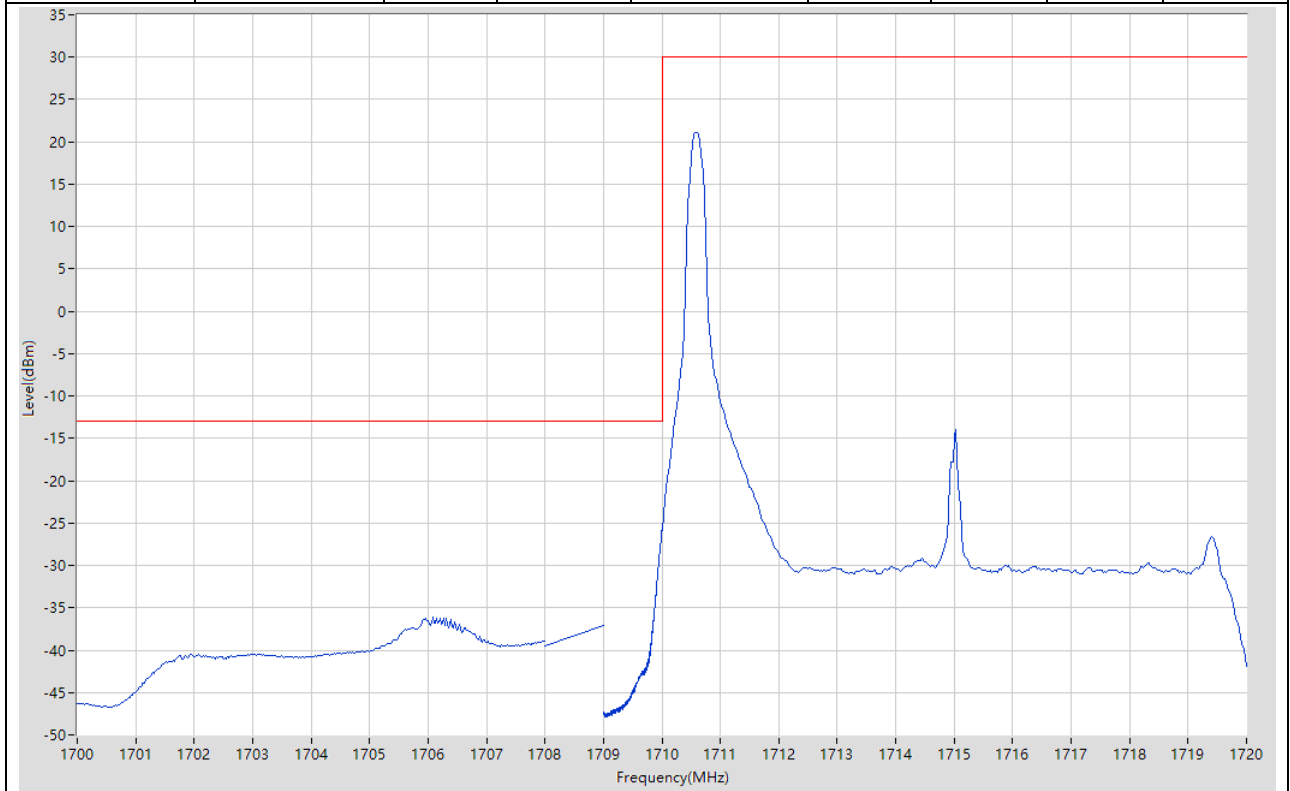
**2.26. LTE Band Edge\_Part22-24-27(NTNV)(Subtest:26, Channel:20000, Bandwidth:10, Modulation:QPSK, RB Number: 50, RB Position:LOW)**

Start Frequency (MHz)	Stop Frequency (MHz)	RBW (MHz)	Detector	Frequency (MHz)	Power (dBm)	Limit (dBm)	Verdict	Sweep Point
1700	1708	1	RMS	1707.98	-24.26	-13	Pass	401
1708	1709	1	RMS	1709	-23.35	-13	Pass	2
1709	1710	0.1	RMS	1710	-30.86	-13	Pass	401
1710	1720	0.1	RMS	1718	4.79	30	Pass	401



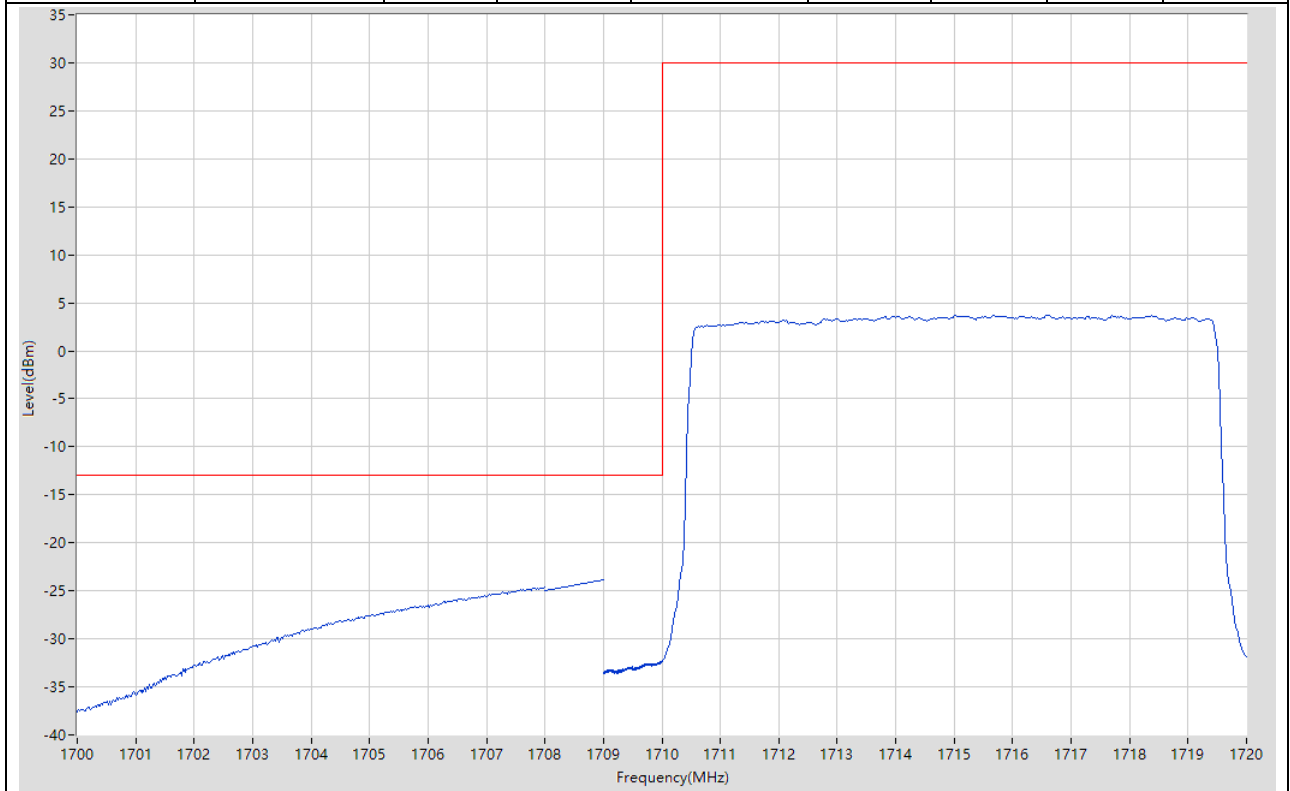
**2.27. LTE Band Edge\_Part22-24-27(NTNV)(Subtest:27, Channel:20000, Bandwidth:10, Modulation:Q16, RB Number: 1, RB Position:LOW)**

Start Frequency (MHz)	Stop Frequency (MHz)	RBW (MHz)	Detector	Frequency (MHz)	Power (dBm)	Limit (dBm)	Verdict	Sweep Point
1700	1708	1	RMS	1706.08	-36.11	-13	Pass	401
1708	1709	1	RMS	1709	-37.13	-13	Pass	2
1709	1710	0.1	RMS	1710	-25.78	-13	Pass	401
1710	1720	0.1	RMS	1710.6	21.14	30	Pass	401



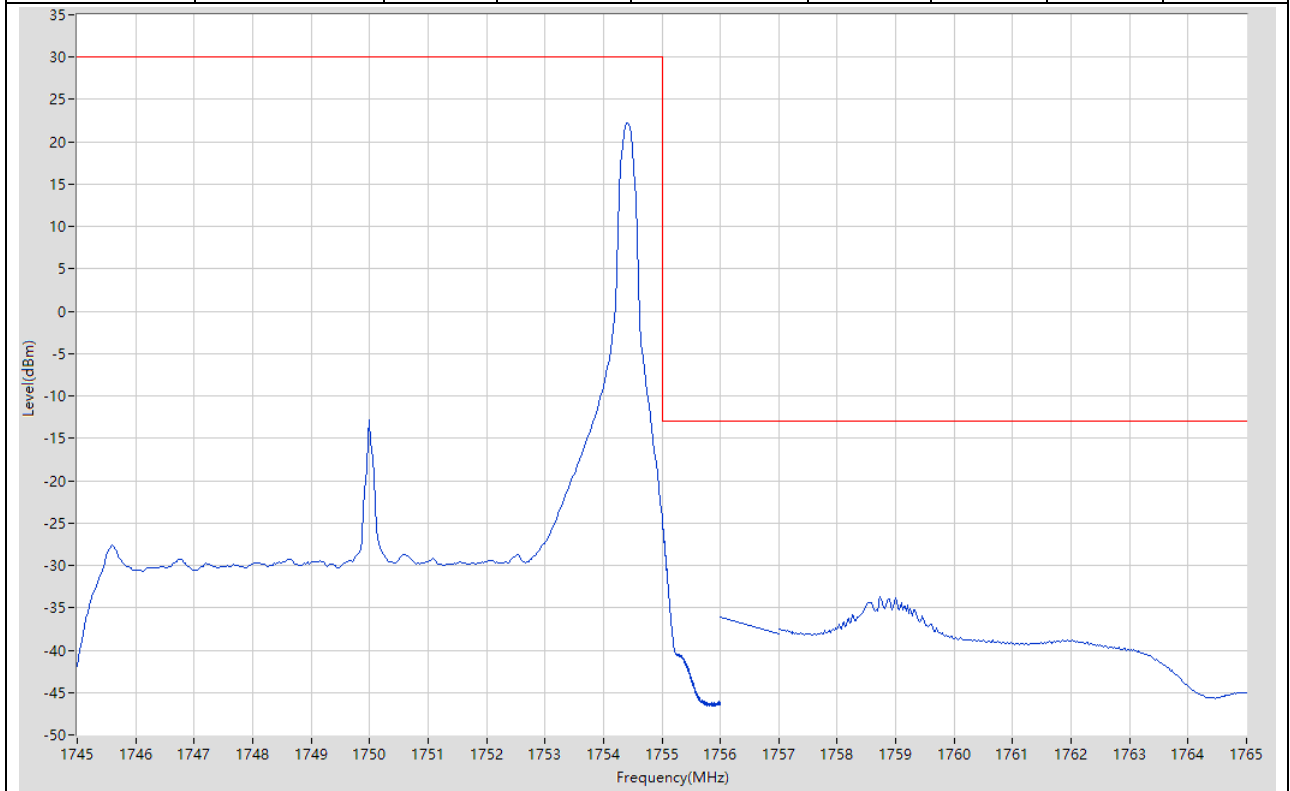
**2.28. LTE Band Edge\_Part22-24-27(NTNV)(Subtest:28, Channel:20000, Bandwidth:10, Modulation:Q16, RB Number: 50, RB Position:LOW)**

Start Frequency (MHz)	Stop Frequency (MHz)	RBW (MHz)	Detector	Frequency (MHz)	Power (dBm)	Limit (dBm)	Verdict	Sweep Point
1700	1708	1	RMS	1708	-24.62	-13	Pass	401
1708	1709	1	RMS	1709	-23.85	-13	Pass	2
1709	1710	0.1	RMS	1710	-32.27	-13	Pass	401
1710	1720	0.1	RMS	1715.025	3.74	30	Pass	401



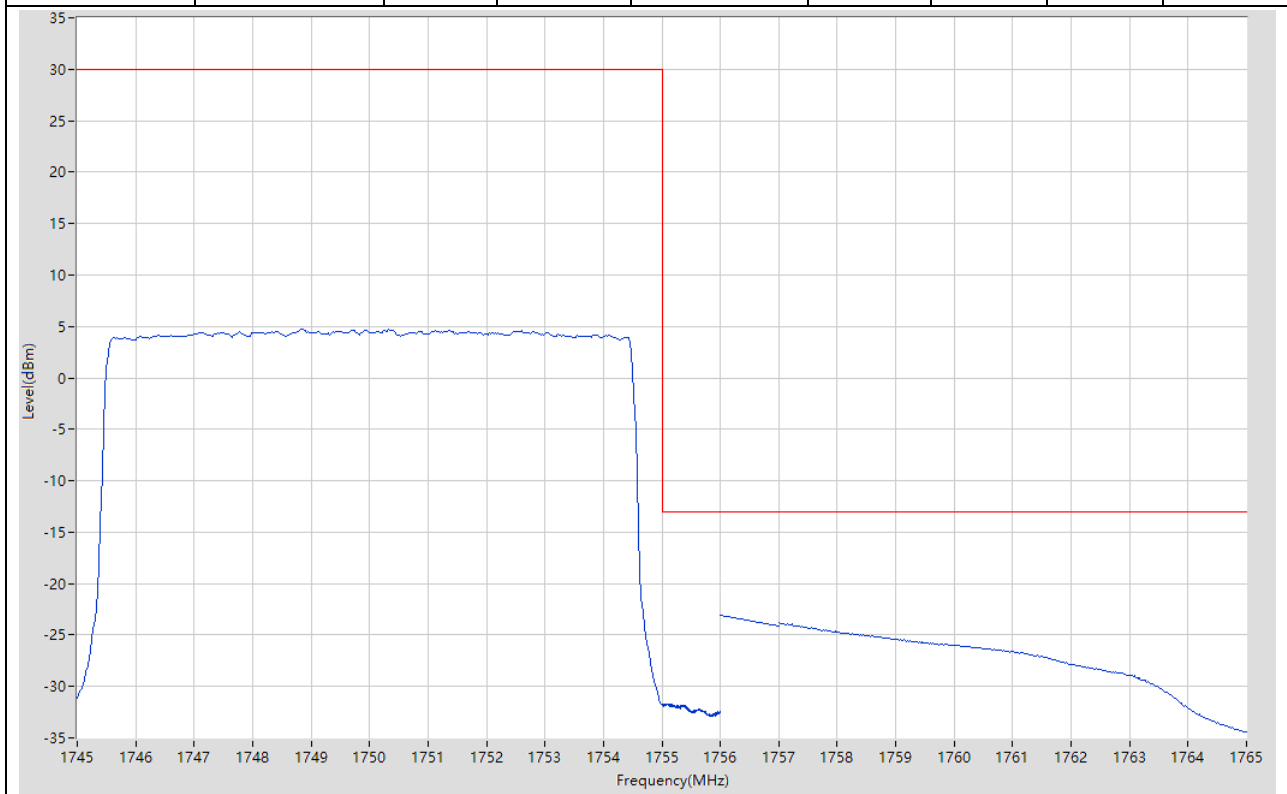
**2.29. LTE Band Edge\_Part22-24-27(NTNV)(Subtest:29, Channel:20350, Bandwidth:10, Modulation:QPSK, RB Number: 1, RB Position:HIGH)**

Start Frequency (MHz)	Stop Frequency (MHz)	RBW (MHz)	Detector	Frequency (MHz)	Power (dBm)	Limit (dBm)	Verdict	Sweep Point
1745	1755	0.1	RMS	1754.4	22.21	30	Pass	401
1755	1756	0.1	RMS	1755.003	-24.27	-13	Pass	401
1756	1757	1	RMS	1756	-36.05	-13	Pass	2
1757	1765	1	RMS	1758.74	-33.69	-13	Pass	401



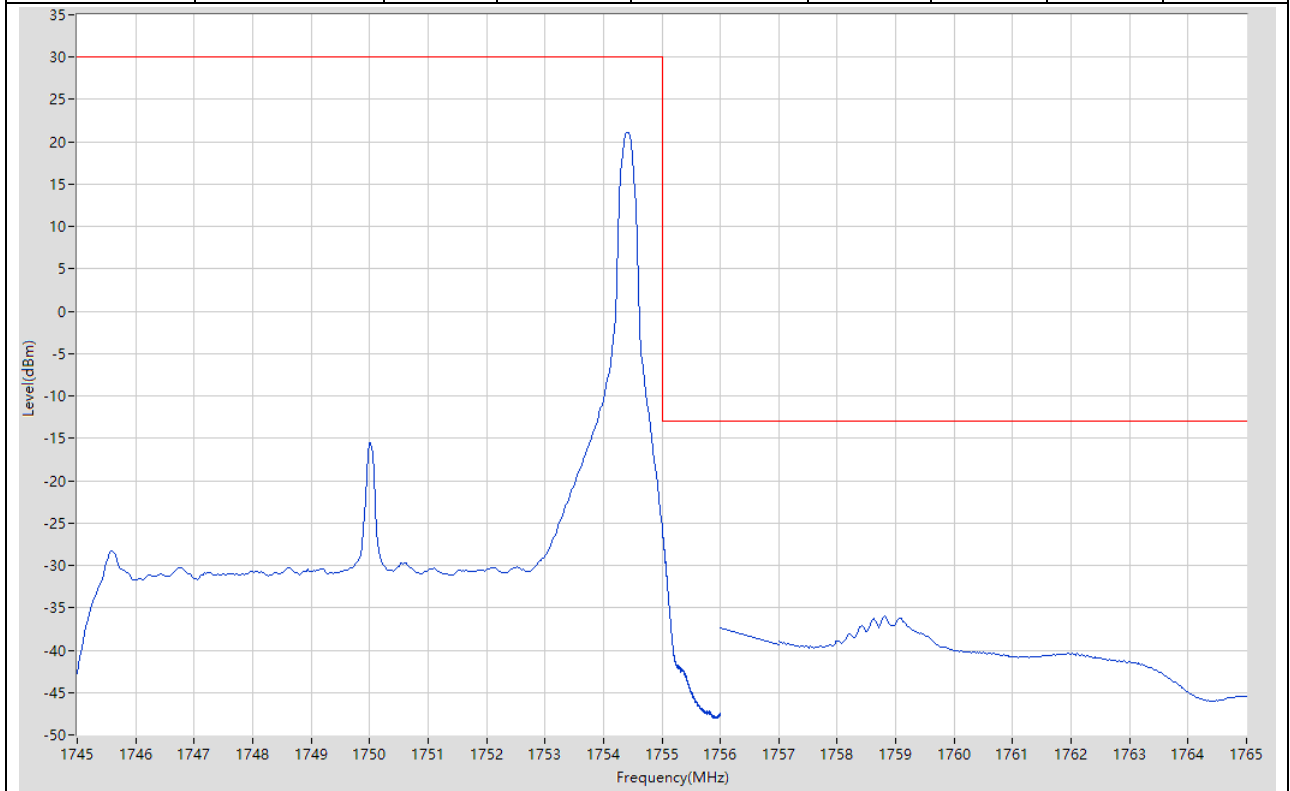
**2.30. LTE Band Edge\_Part22-24-27(NTNV)(Subtest:30, Channel:20350, Bandwidth:10, Modulation:QPSK, RB Number: 50, RB Position:HIGH)**

Start Frequency (MHz)	Stop Frequency (MHz)	RBW (MHz)	Detector	Frequency (MHz)	Power (dBm)	Limit (dBm)	Verdict	Sweep Point
1745	1755	0.1	RMS	1750.325	4.73	30	Pass	401
1755	1756	0.1	RMS	1755.108	-31.68	-13	Pass	401
1756	1757	1	RMS	1756	-23.07	-13	Pass	2
1757	1765	1	RMS	1757	-23.79	-13	Pass	401



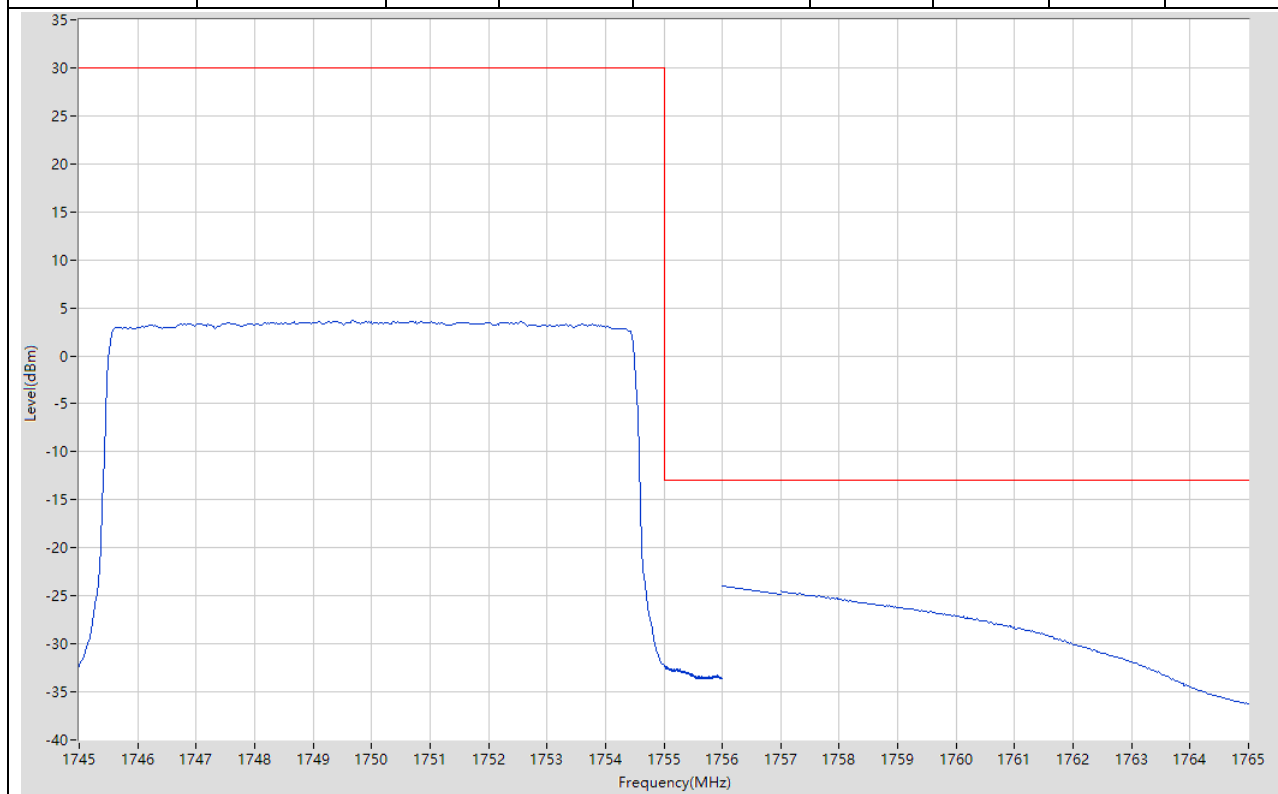
**2.31. LTE Band Edge\_Part22-24-27(NTNV)(Subtest:31, Channel:20350, Bandwidth:10, Modulation:Q16, RB Number: 1, RB Position:HIGH)**

Start Frequency (MHz)	Stop Frequency (MHz)	RBW (MHz)	Detector	Frequency (MHz)	Power (dBm)	Limit (dBm)	Verdict	Sweep Point
1745	1755	0.1	RMS	1754.4	21.1	30	Pass	401
1755	1756	0.1	RMS	1755.003	-25.35	-13	Pass	401
1756	1757	1	RMS	1756	-37.39	-13	Pass	2
1757	1765	1	RMS	1758.82	-35.93	-13	Pass	401



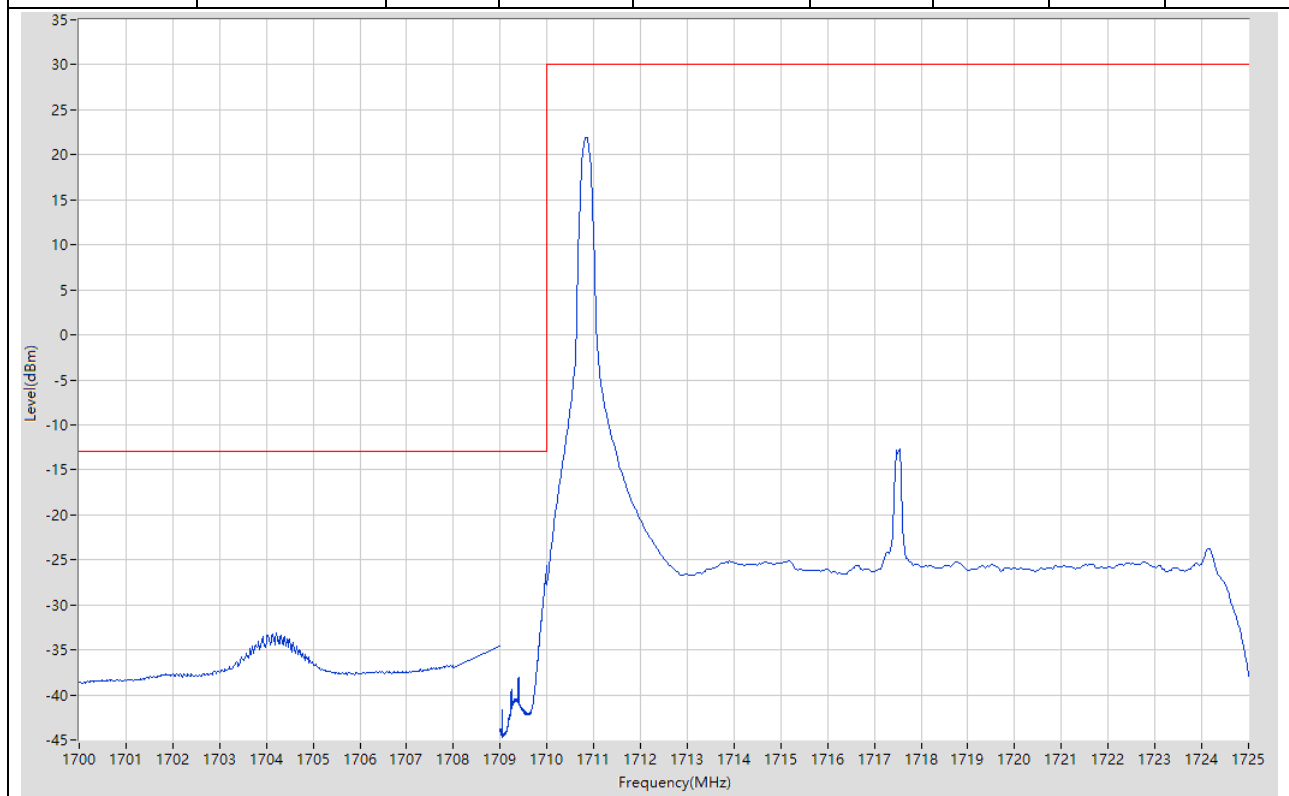
**2.32. LTE Band Edge\_Part22-24-27(NTNV)(Subtest:32, Channel:20350, Bandwidth:10, Modulation:Q16, RB Number: 50, RB Position:HIGH)**

Start Frequency (MHz)	Stop Frequency (MHz)	RBW (MHz)	Detector	Frequency (MHz)	Power (dBm)	Limit (dBm)	Verdict	Sweep Point
1745	1755	0.1	RMS	1749.675	3.64	30	Pass	401
1755	1756	0.1	RMS	1755.005	-32.19	-13	Pass	401
1756	1757	1	RMS	1756	-23.96	-13	Pass	2
1757	1765	1	RMS	1757	-24.53	-13	Pass	401



**2.33. LTE Band Edge\_Part22-24-27(NTNV)(Subtest:33, Channel:20025, Bandwidth:15, Modulation:QPSK, RB Number: 1, RB Position:LOW)**

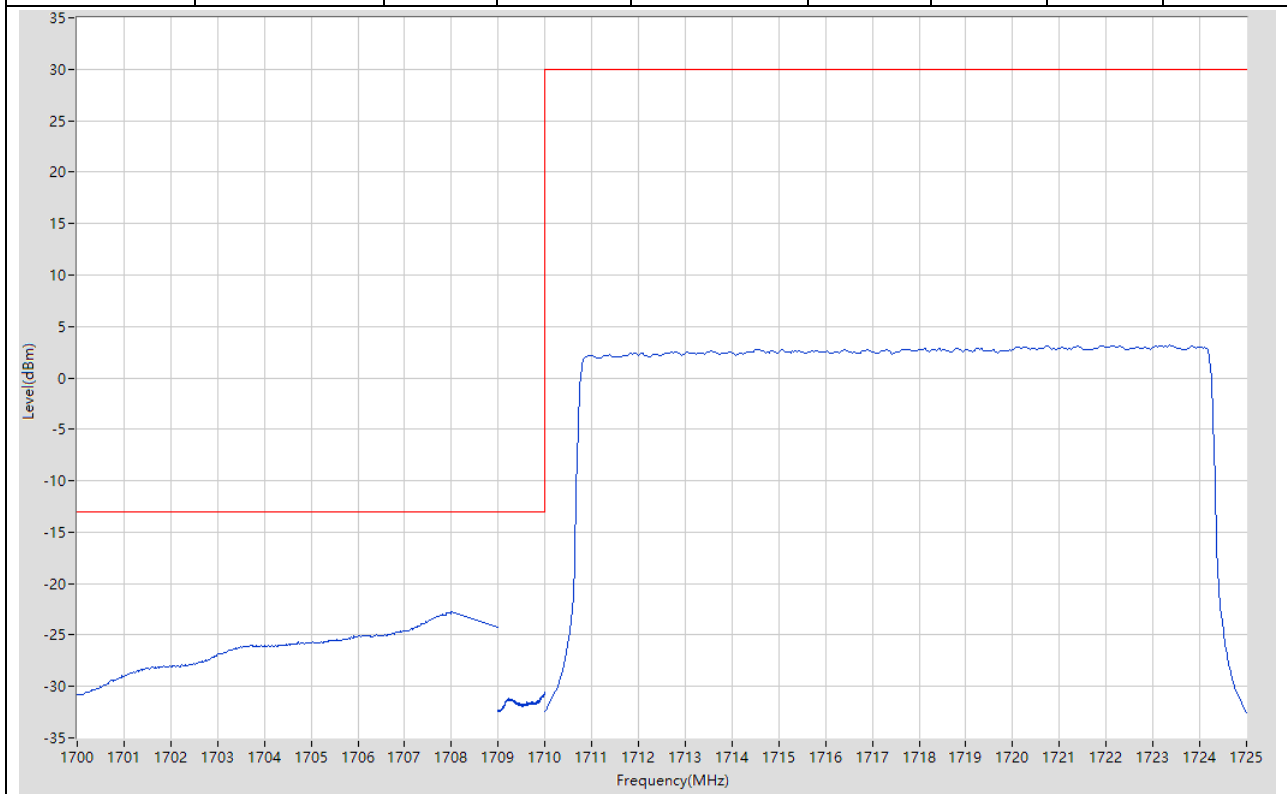
Start Frequency (MHz)	Stop Frequency (MHz)	RBW (MHz)	Detector	Frequency (MHz)	Power (dBm)	Limit (dBm)	Verdict	Sweep Point
1700	1708	1	RMS	1704.22	-33.13	-13	Pass	401
1708	1709	1	RMS	1709	-34.61	-13	Pass	2
1709	1710	0.15	RMS	1710	-25.63	-13	Pass	401
1710	1725	0.1	RMS	1710.825	21.97	30	Pass	401





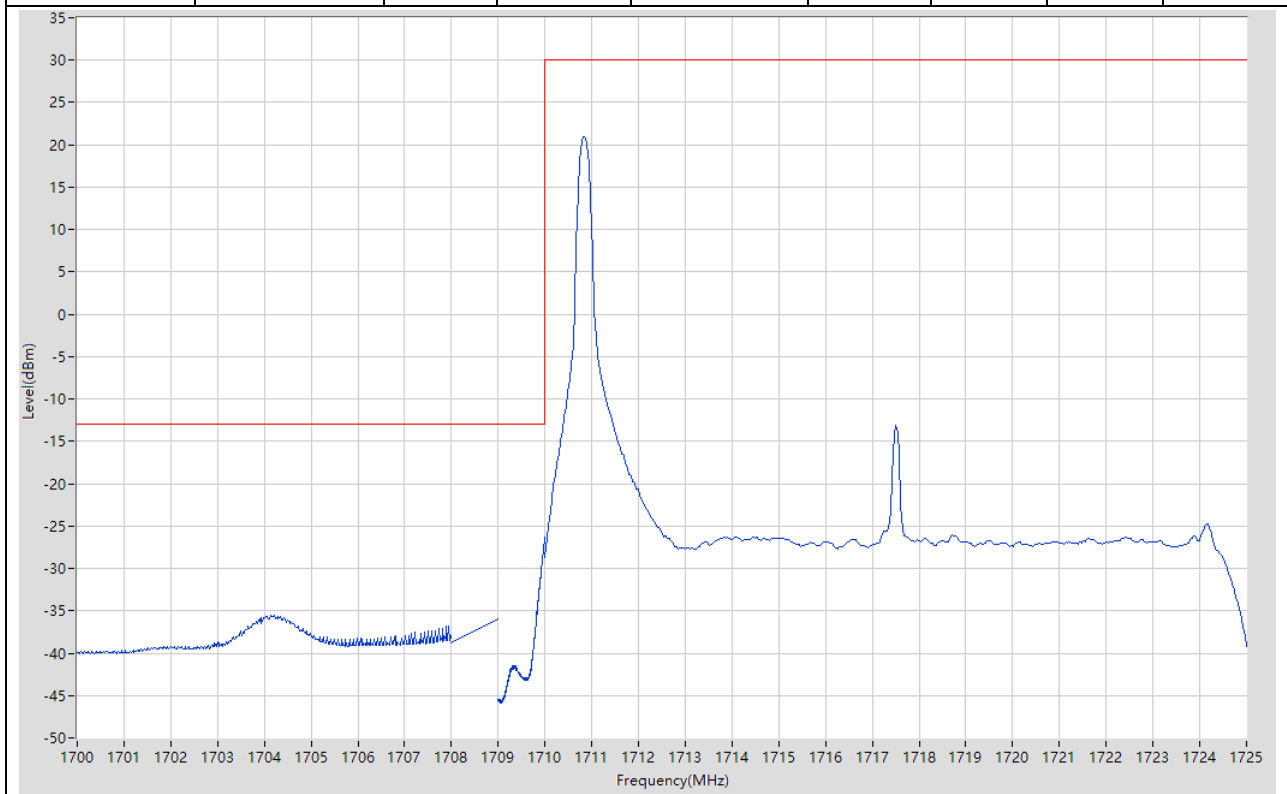
**2.34. LTE Band Edge\_Part22-24-27(NTNV)(Subtest:34, Channel:20025, Bandwidth:15, Modulation:QPSK, RB Number: 75, RB Position:LOW)**

Start Frequency (MHz)	Stop Frequency (MHz)	RBW (MHz)	Detector	Frequency (MHz)	Power (dBm)	Limit (dBm)	Verdict	Sweep Point
1700	1708	1	RMS	1707.94	-22.84	-13	Pass	401
1708	1709	1	RMS	1708	-22.78	-13	Pass	2
1709	1710	0.15	RMS	1709.998	-30.61	-13	Pass	401
1710	1725	0.1	RMS	1723.35	3.17	30	Pass	401



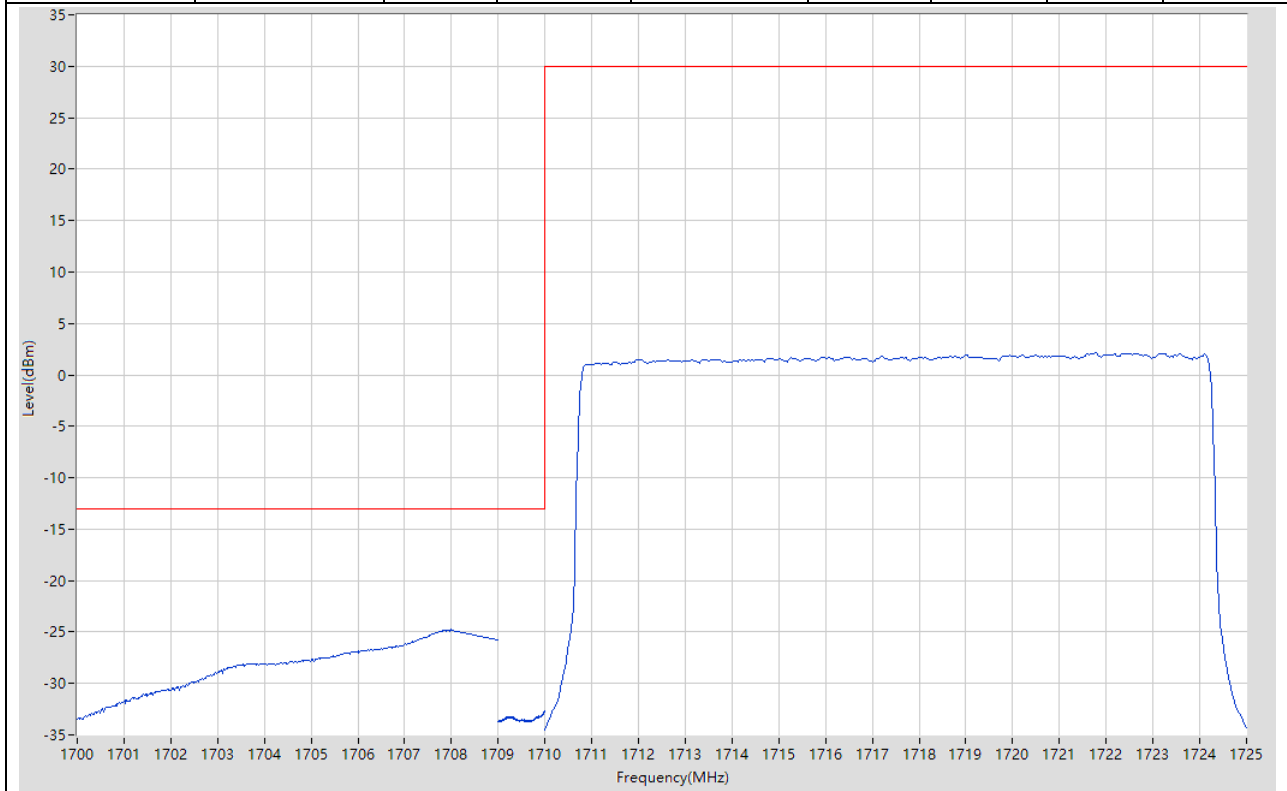
**2.35. LTE Band Edge\_Part22-24-27(NTNV)(Subtest:35, Channel:20025, Bandwidth:15, Modulation:Q16, RB Number: 1, RB Position:LOW)**

Start Frequency (MHz)	Stop Frequency (MHz)	RBW (MHz)	Detector	Frequency (MHz)	Power (dBm)	Limit (dBm)	Verdict	Sweep Point
1700	1708	1	RMS	1704.22	-35.48	-13	Pass	401
1708	1709	1	RMS	1709	-36.02	-13	Pass	2
1709	1710	0.15	RMS	1709.998	-26.31	-13	Pass	401
1710	1725	0.1	RMS	1710.825	21.01	30	Pass	401



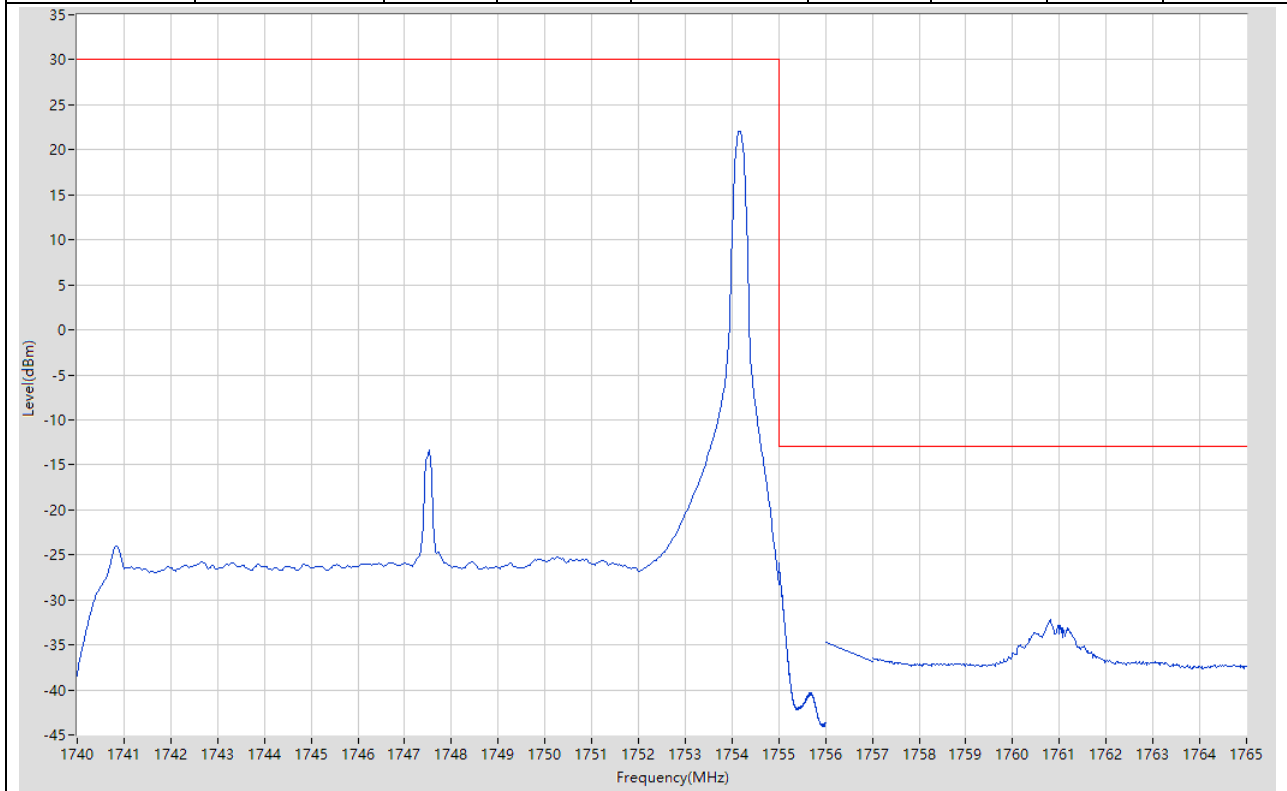
**2.36. LTE Band Edge\_Part22-24-27(NTNV)(Subtest:36, Channel:20025, Bandwidth:15, Modulation:Q16, RB Number: 75, RB Position:LOW)**

Start Frequency (MHz)	Stop Frequency (MHz)	RBW (MHz)	Detector	Frequency (MHz)	Power (dBm)	Limit (dBm)	Verdict	Sweep Point
1700	1708	1	RMS	1707.98	-24.76	-13	Pass	401
1708	1709	1	RMS	1708	-24.82	-13	Pass	2
1709	1710	0.15	RMS	1710	-32.63	-13	Pass	401
1710	1725	0.1	RMS	1721.775	2.12	30	Pass	401



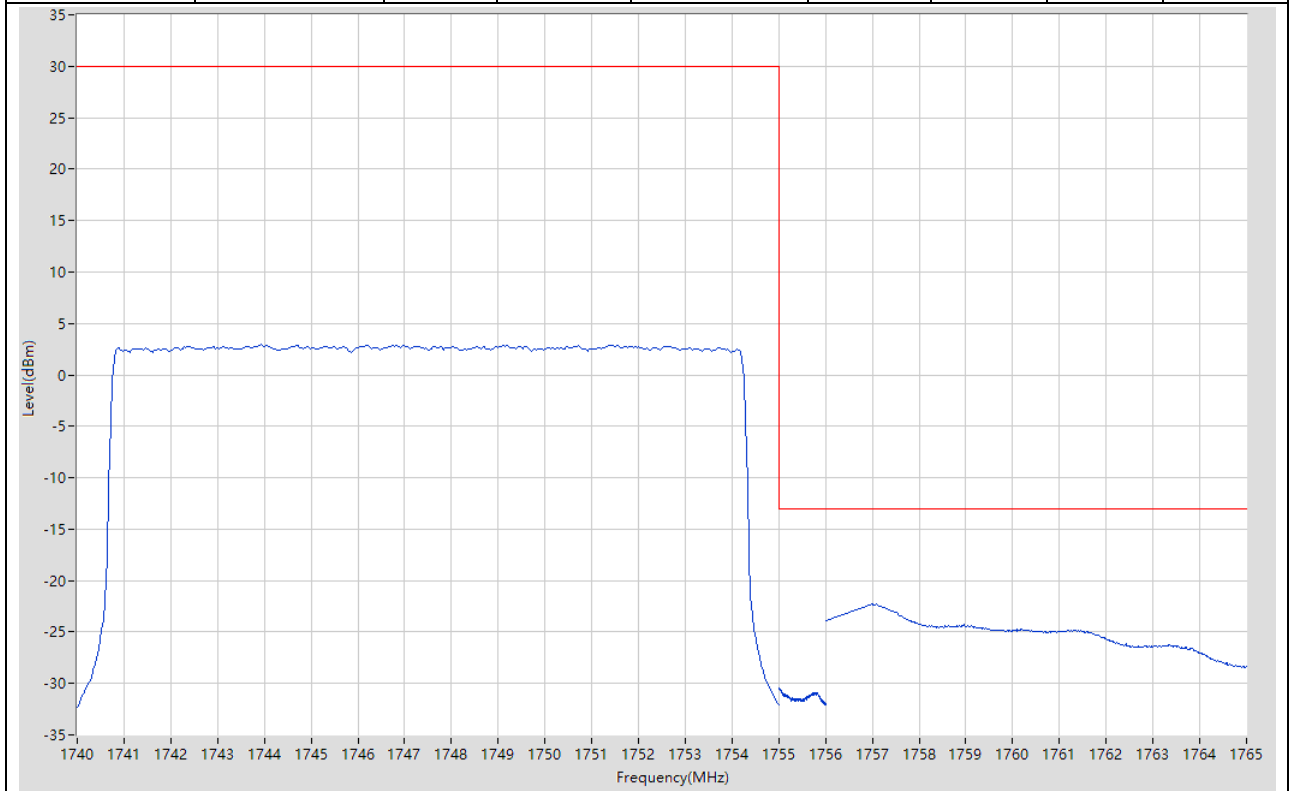
**2.37. LTE Band Edge\_Part22-24-27(NTNV)(Subtest:37, Channel:20325, Bandwidth:15, Modulation:QPSK, RB Number: 1, RB Position:HIGH)**

Start Frequency (MHz)	Stop Frequency (MHz)	RBW (MHz)	Detector	Frequency (MHz)	Power (dBm)	Limit (dBm)	Verdict	Sweep Point
1740	1755	0.1	RMS	1754.175	22.09	30	Pass	401
1755	1756	0.15	RMS	1755	-25.91	-13	Pass	401
1756	1757	1	RMS	1756	-34.69	-13	Pass	2
1757	1765	1	RMS	1760.8	-32.13	-13	Pass	401



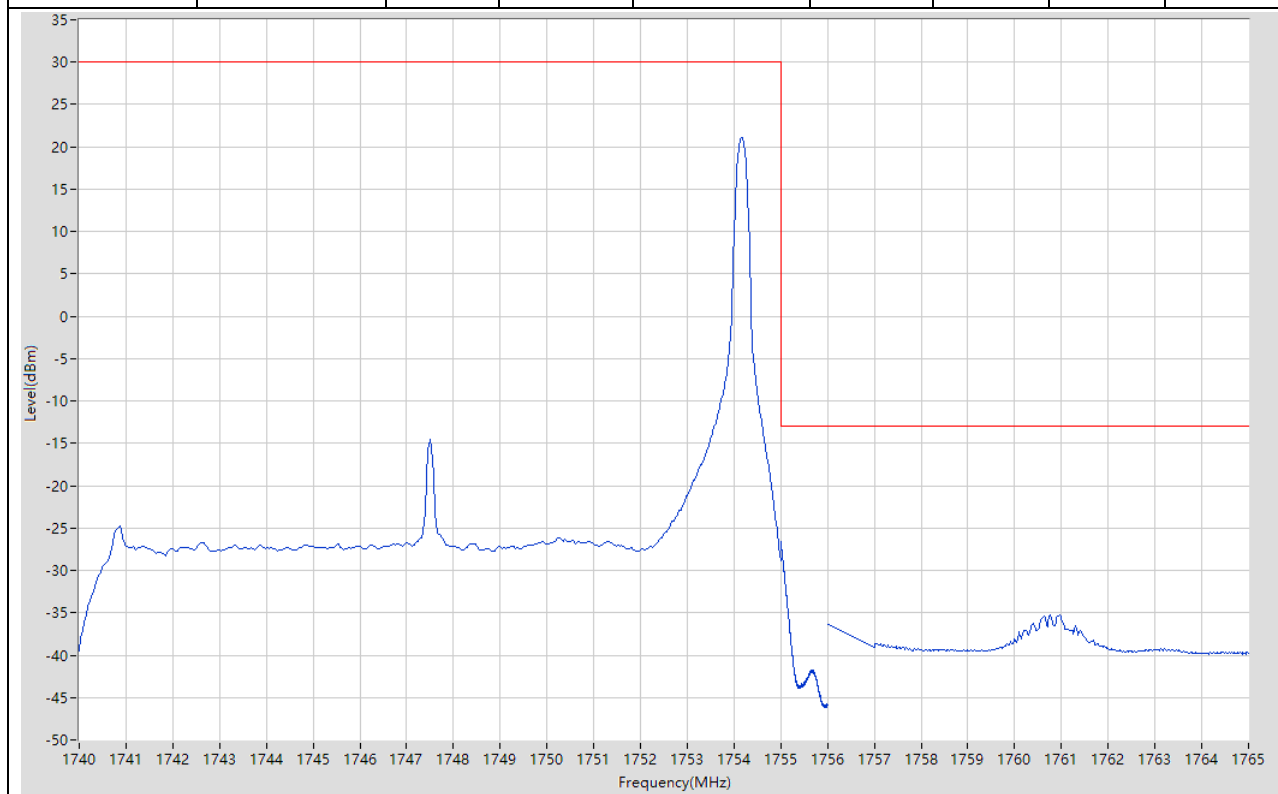
**2.38. LTE Band Edge\_Part22-24-27(NTNV)(Subtest:38, Channel:20325, Bandwidth:15, Modulation:QPSK, RB Number: 75, RB Position:HIGH)**

Start Frequency (MHz)	Stop Frequency (MHz)	RBW (MHz)	Detector	Frequency (MHz)	Power (dBm)	Limit (dBm)	Verdict	Sweep Point
1740	1755	0.1	RMS	1743.938	2.96	30	Pass	401
1755	1756	0.15	RMS	1755.008	-30.4	-13	Pass	401
1756	1757	1	RMS	1757	-22.27	-13	Pass	2
1757	1765	1	RMS	1757.08	-22.27	-13	Pass	401



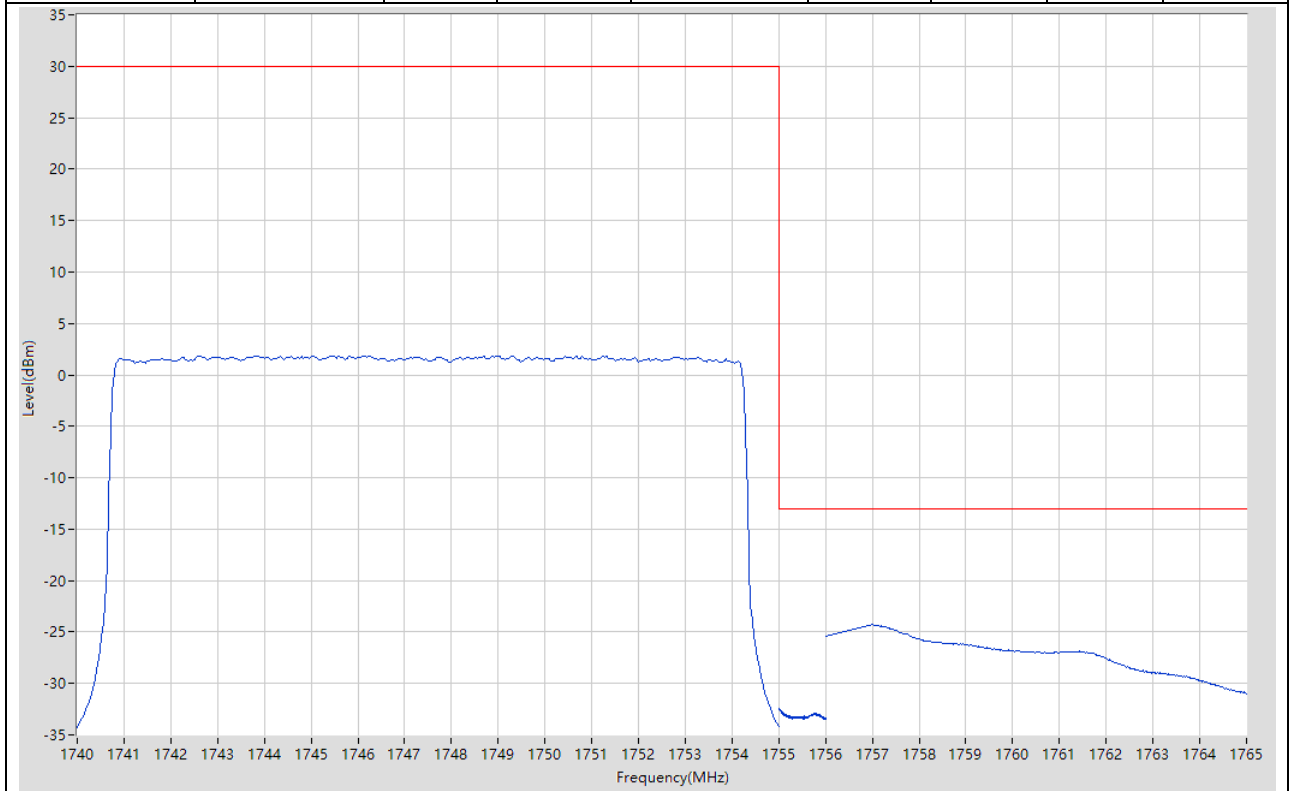
**2.39. LTE Band Edge\_Part22-24-27(NTNV)(Subtest:39, Channel:20325, Bandwidth:15, Modulation:Q16, RB Number: 1, RB Position:HIGH)**

Start Frequency (MHz)	Stop Frequency (MHz)	RBW (MHz)	Detector	Frequency (MHz)	Power (dBm)	Limit (dBm)	Verdict	Sweep Point
1740	1755	0.1	RMS	1754.175	21.03	30	Pass	401
1755	1756	0.15	RMS	1755.003	-26.64	-13	Pass	401
1756	1757	1	RMS	1756	-36.36	-13	Pass	2
1757	1765	1	RMS	1760.76	-35.24	-13	Pass	401



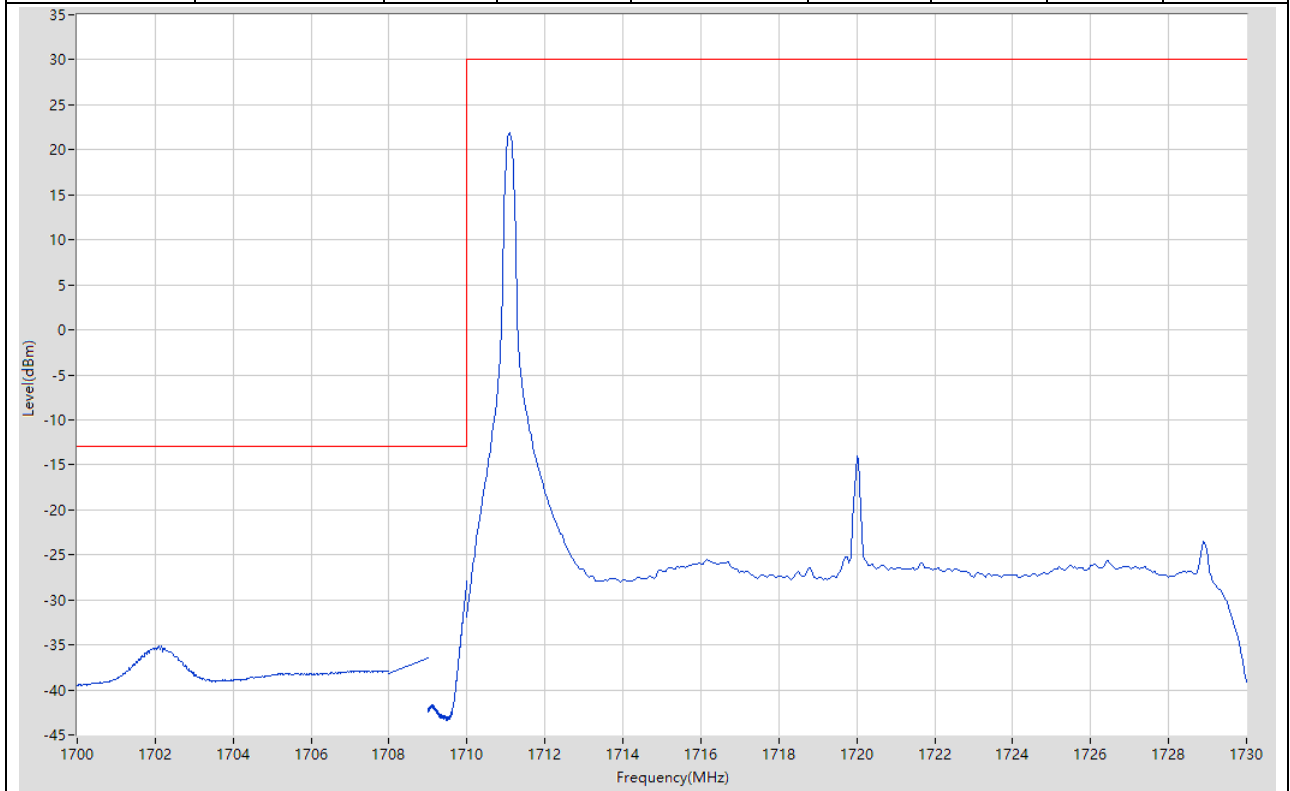
**2.40. LTE Band Edge\_Part22-24-27(NTNV)(Subtest:40, Channel:20325, Bandwidth:15, Modulation:Q16, RB Number: 75, RB Position:HIGH)**

Start Frequency (MHz)	Stop Frequency (MHz)	RBW (MHz)	Detector	Frequency (MHz)	Power (dBm)	Limit (dBm)	Verdict	Sweep Point
1740	1755	0.1	RMS	1746.15	1.86	30	Pass	401
1755	1756	0.15	RMS	1755	-32.4	-13	Pass	401
1756	1757	1	RMS	1757	-24.27	-13	Pass	2
1757	1765	1	RMS	1757.02	-24.26	-13	Pass	401



**2.41. LTE Band Edge\_Part22-24-27(NTNV)(Subtest:41, Channel:20050, Bandwidth:20, Modulation:QPSK, RB Number: 1, RB Position:LOW)**

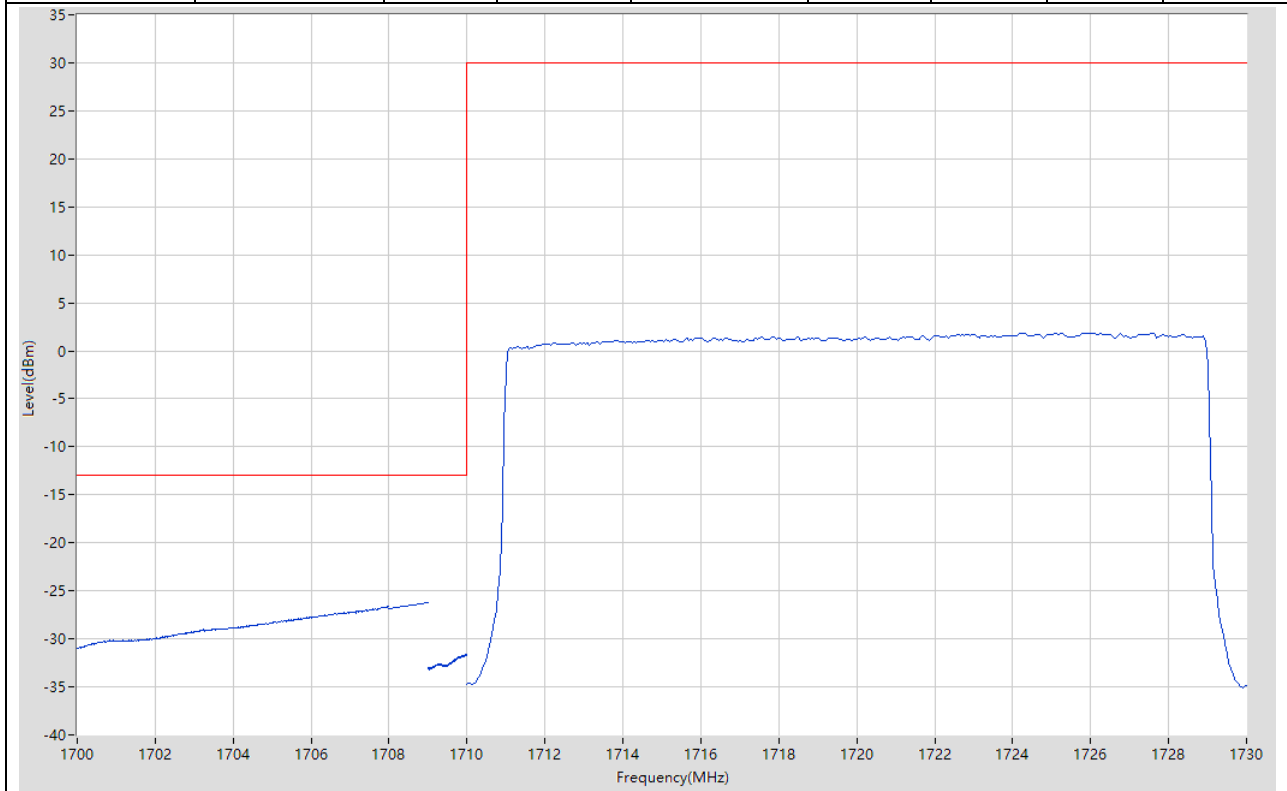
Start Frequency (MHz)	Stop Frequency (MHz)	RBW (MHz)	Detector	Frequency (MHz)	Power (dBm)	Limit (dBm)	Verdict	Sweep Point
1700	1708	1	RMS	1702.16	-35.14	-13	Pass	401
1708	1709	1	RMS	1709	-36.48	-13	Pass	2
1709	1710	0.2	RMS	1710	-27.92	-13	Pass	401
1710	1730	0.1	RMS	1711.1	21.91	30	Pass	401





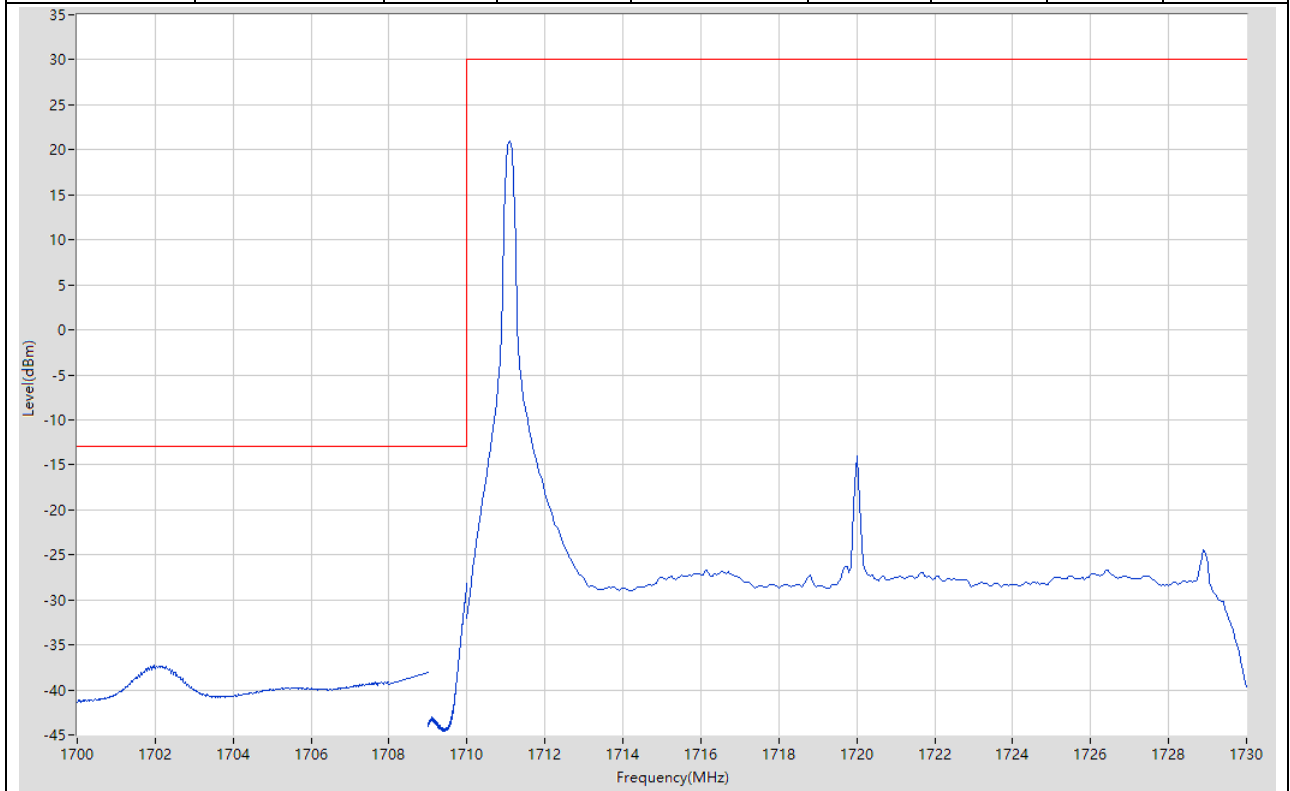
**2.42. LTE Band Edge\_Part22-24-27(NTNV)(Subtest:42, Channel:20050, Bandwidth:20, Modulation:QPSK, RB Number: 100, RB Position:LOW)**

Start Frequency (MHz)	Stop Frequency (MHz)	RBW (MHz)	Detector	Frequency (MHz)	Power (dBm)	Limit (dBm)	Verdict	Sweep Point
1700	1708	1	RMS	1707.96	-26.63	-13	Pass	401
1708	1709	1	RMS	1709	-26.25	-13	Pass	2
1709	1710	0.2	RMS	1709.985	-31.66	-13	Pass	401
1710	1730	0.1	RMS	1725.9	1.87	30	Pass	401



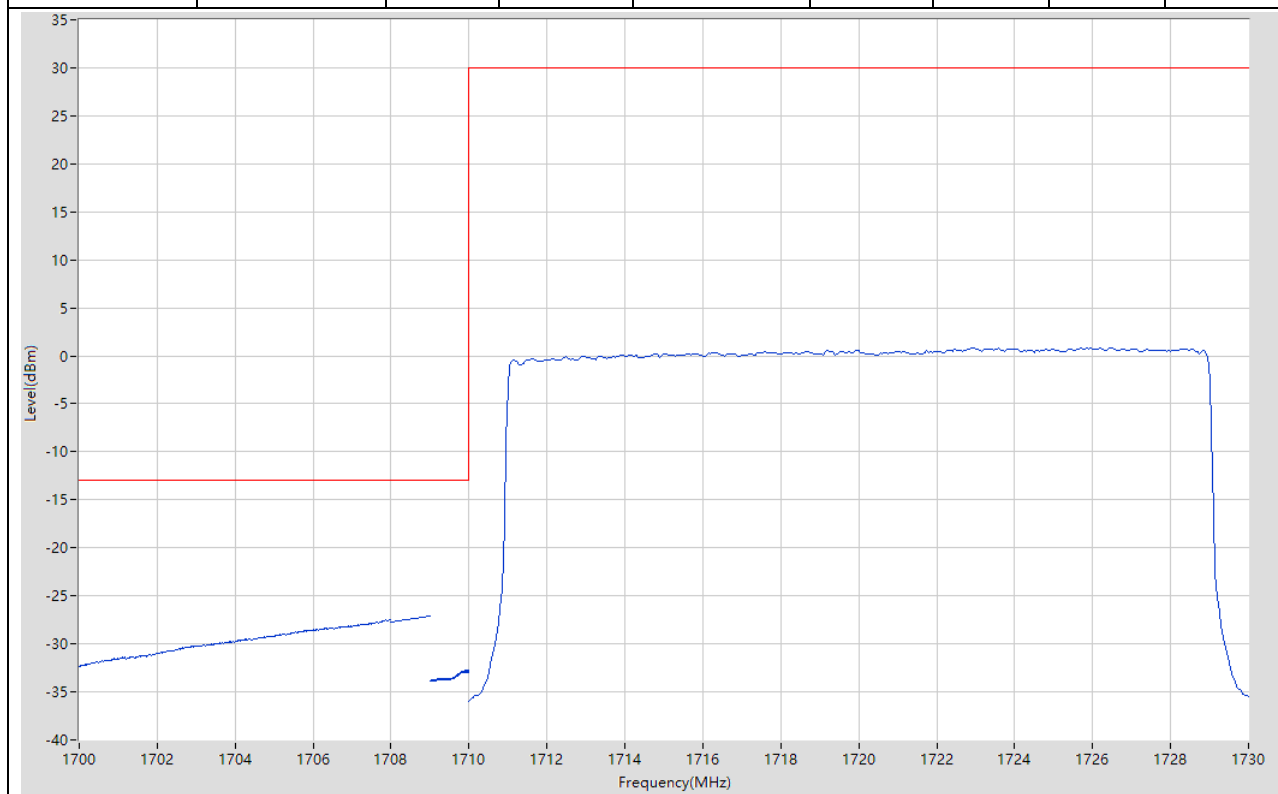
**2.43. LTE Band Edge\_Part22-24-27(NTNV)(Subtest:43, Channel:20050, Bandwidth:20, Modulation:Q16, RB Number: 1, RB Position:LOW)**

Start Frequency (MHz)	Stop Frequency (MHz)	RBW (MHz)	Detector	Frequency (MHz)	Power (dBm)	Limit (dBm)	Verdict	Sweep Point
1700	1708	1	RMS	1701.96	-37.25	-13	Pass	401
1708	1709	1	RMS	1709	-38.03	-13	Pass	2
1709	1710	0.2	RMS	1710	-28.2	-13	Pass	401
1710	1730	0.1	RMS	1711.1	21.04	30	Pass	401



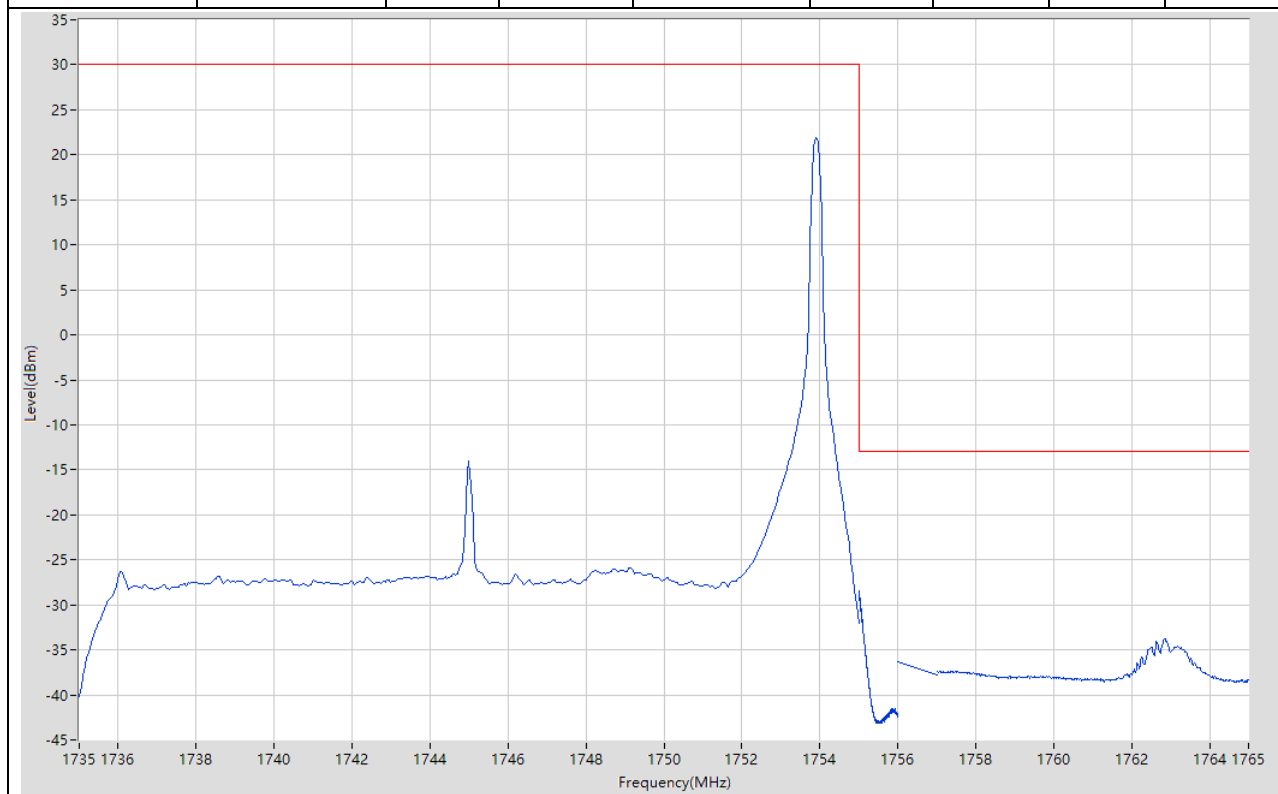
**2.44. LTE Band Edge\_Part22-24-27(NTNV)(Subtest:44, Channel:20050, Bandwidth:20, Modulation:Q16, RB Number: 100, RB Position:LOW)**

Start Frequency (MHz)	Stop Frequency (MHz)	RBW (MHz)	Detector	Frequency (MHz)	Power (dBm)	Limit (dBm)	Verdict	Sweep Point
1700	1708	1	RMS	1707.98	-27.47	-13	Pass	401
1708	1709	1	RMS	1709	-27.09	-13	Pass	2
1709	1710	0.2	RMS	1709.983	-32.75	-13	Pass	401
1710	1730	0.1	RMS	1726.5	0.86	30	Pass	401



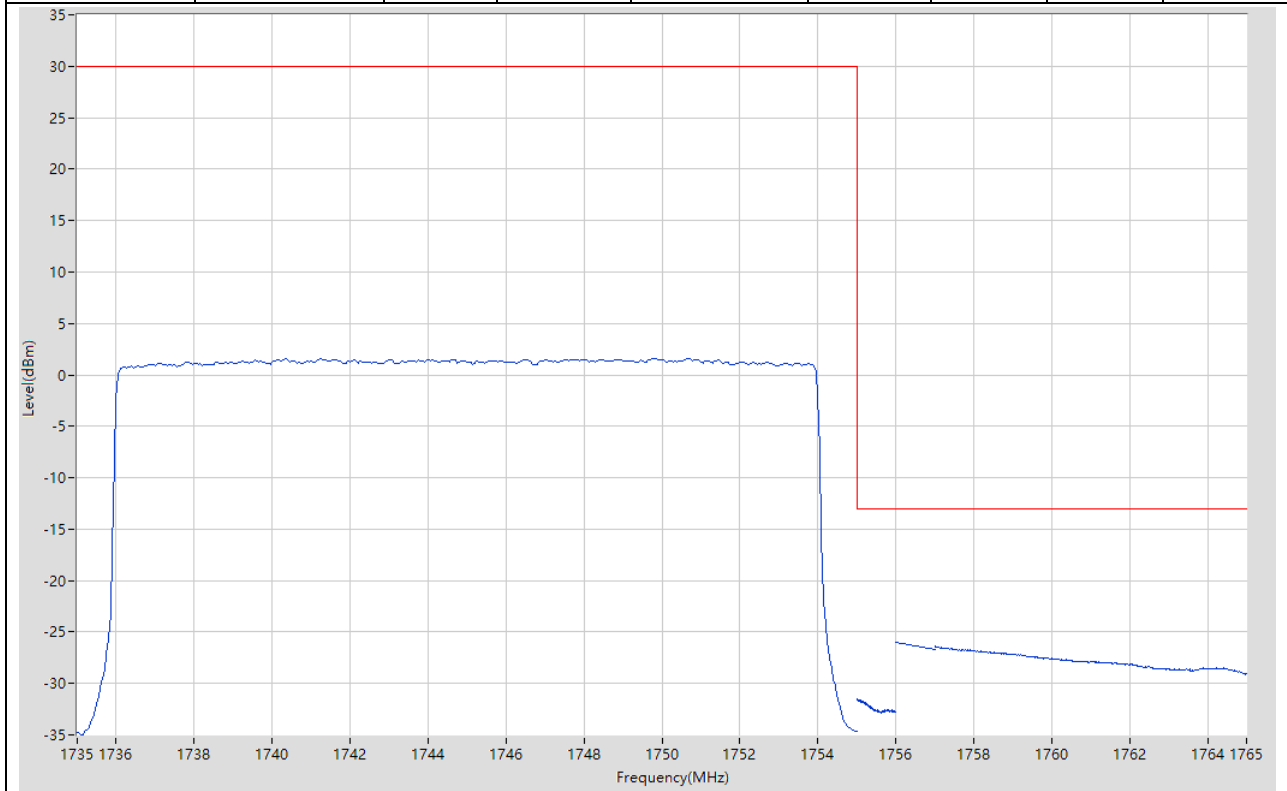
**2.45. LTE Band Edge\_Part22-24-27(NTNV)(Subtest:45, Channel:20300, Bandwidth:20, Modulation:QPSK, RB Number: 1, RB Position:HIGH)**

Start Frequency (MHz)	Stop Frequency (MHz)	RBW (MHz)	Detector	Frequency (MHz)	Power (dBm)	Limit (dBm)	Verdict	Sweep Point
1735	1755	0.1	RMS	1753.9	21.94	30	Pass	401
1755	1756	0.2	RMS	1755	-28.44	-13	Pass	401
1756	1757	1	RMS	1756	-36.3	-13	Pass	2
1757	1765	1	RMS	1762.86	-33.76	-13	Pass	401



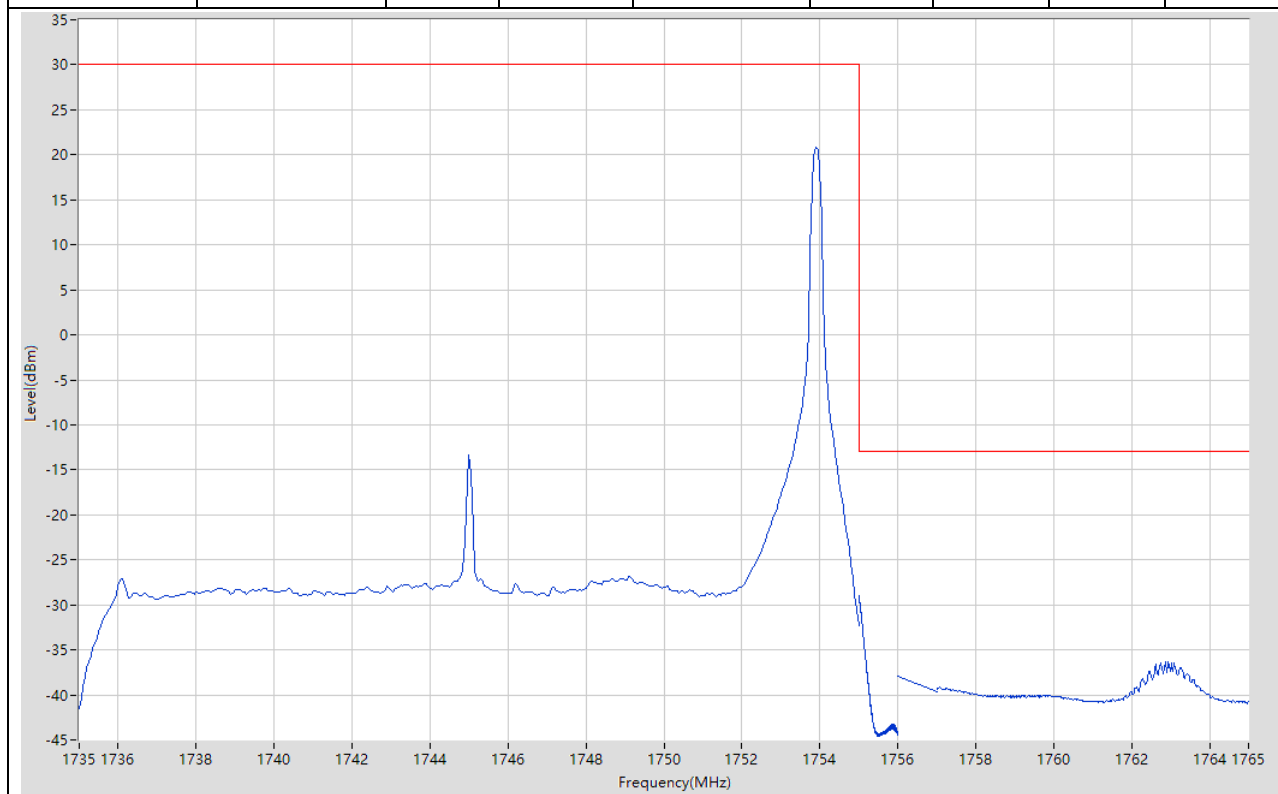
**2.46. LTE Band Edge\_Part22-24-27(NTNV)(Subtest:46, Channel:20300, Bandwidth:20, Modulation:QPSK, RB Number: 100, RB Position:HIGH)**

Start Frequency (MHz)	Stop Frequency (MHz)	RBW (MHz)	Detector	Frequency (MHz)	Power (dBm)	Limit (dBm)	Verdict	Sweep Point
1735	1755	0.1	RMS	1741.25	1.6	30	Pass	401
1755	1756	0.2	RMS	1755.01	-31.55	-13	Pass	401
1756	1757	1	RMS	1756	-26.01	-13	Pass	2
1757	1765	1	RMS	1757	-26.4	-13	Pass	401



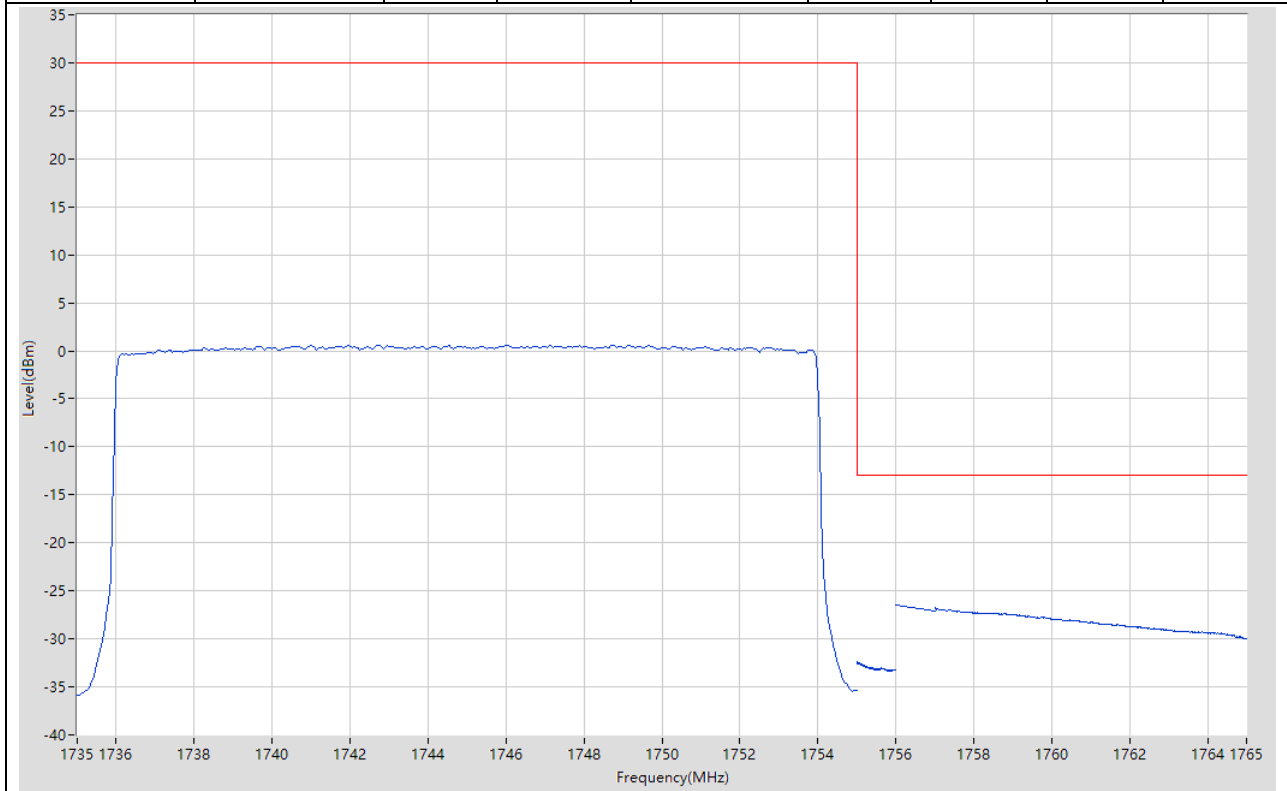
**2.47. LTE Band Edge\_Part22-24-27(NTNV)(Subtest:47, Channel:20300, Bandwidth:20, Modulation:Q16, RB Number: 1, RB Position:HIGH)**

Start Frequency (MHz)	Stop Frequency (MHz)	RBW (MHz)	Detector	Frequency (MHz)	Power (dBm)	Limit (dBm)	Verdict	Sweep Point
1735	1755	0.1	RMS	1753.9	20.89	30	Pass	401
1755	1756	0.2	RMS	1755.005	-28.96	-13	Pass	401
1756	1757	1	RMS	1756	-37.98	-13	Pass	2
1757	1765	1	RMS	1762.92	-36.37	-13	Pass	401



**2.48. LTE Band Edge\_Part22-24-27(NTNV)(Subtest:48, Channel:20300, Bandwidth:20, Modulation:Q16, RB Number: 100, RB Position:HIGH)**

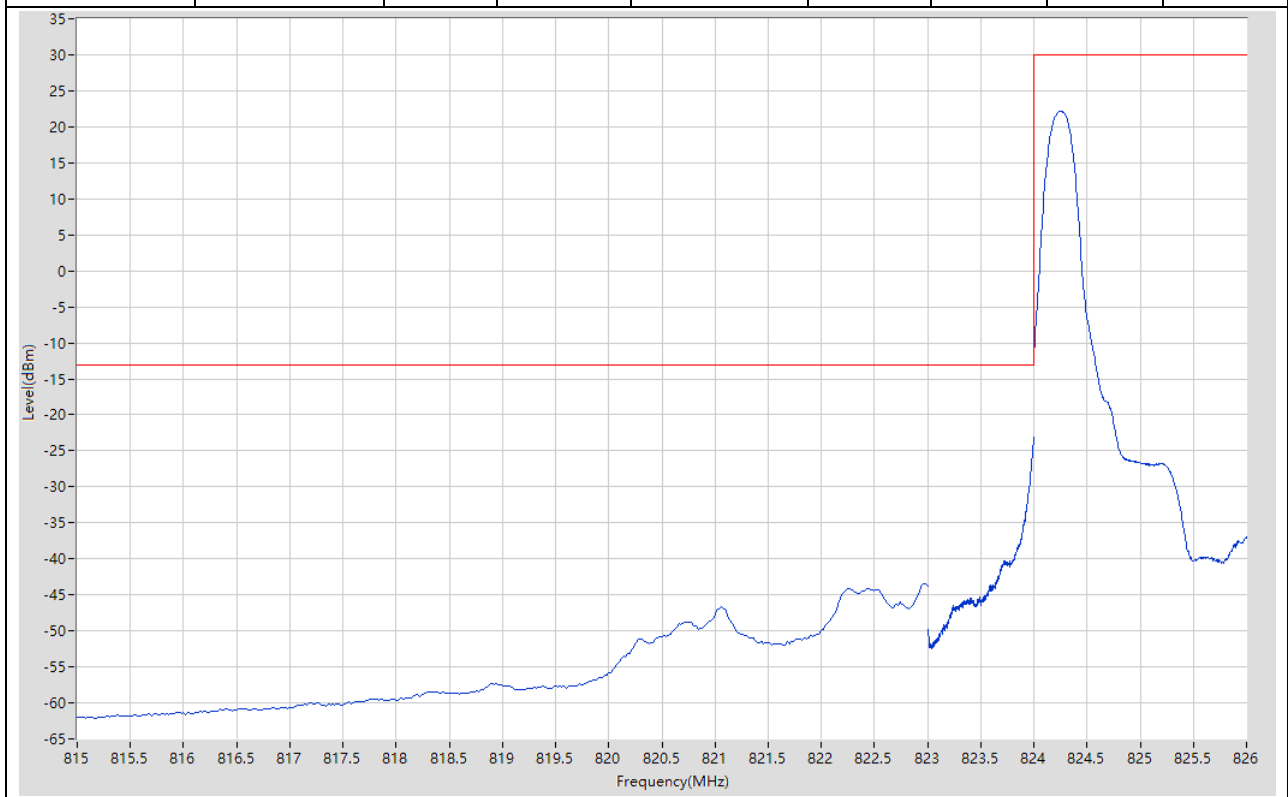
Start Frequency (MHz)	Stop Frequency (MHz)	RBW (MHz)	Detector	Frequency (MHz)	Power (dBm)	Limit (dBm)	Verdict	Sweep Point
1735	1755	0.1	RMS	1741	0.63	30	Pass	401
1755	1756	0.2	RMS	1755.005	-32.4	-13	Pass	401
1756	1757	1	RMS	1756	-26.53	-13	Pass	2
1757	1765	1	RMS	1757	-26.78	-13	Pass	401



### 3. LTE\_Band5

#### 3.2. LTE Band Edge\_Part22-24-27(NTNV)(Subtest:1, Channel:20407, Bandwidth:1.4, Modulation:QPSK, RB Number: 1, RB Position:LOW)

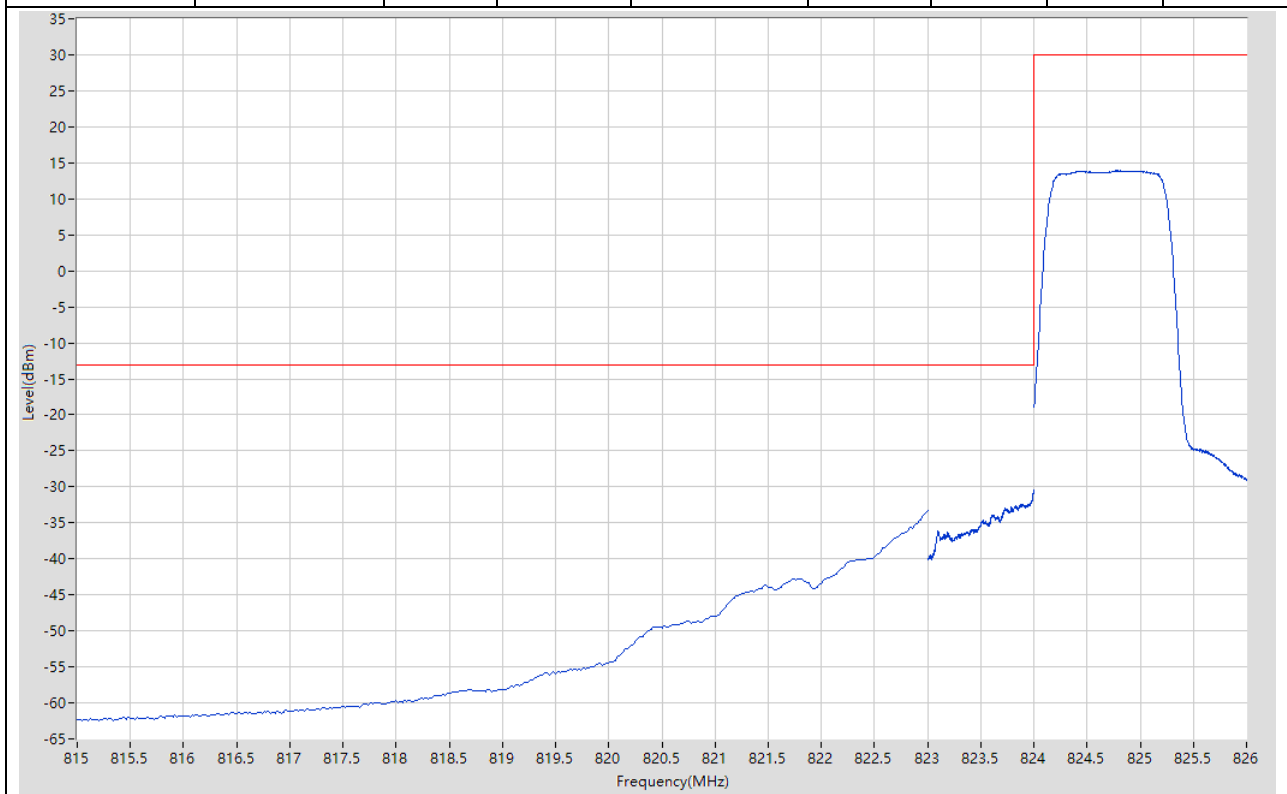
Start Frequency (MHz)	Stop Frequency (MHz)	RBW (MHz)	Detector	Frequency (MHz)	Power (dBm)	Limit (dBm)	Verdict	Sweep Point
815	823	0.1	RMS	822.96	-43.44	-13	Pass	401
823	824	0.02	RMS	824	-23.15	-13	Pass	401
824	826	0.1	RMS	824.255	22.16	30	Pass	401





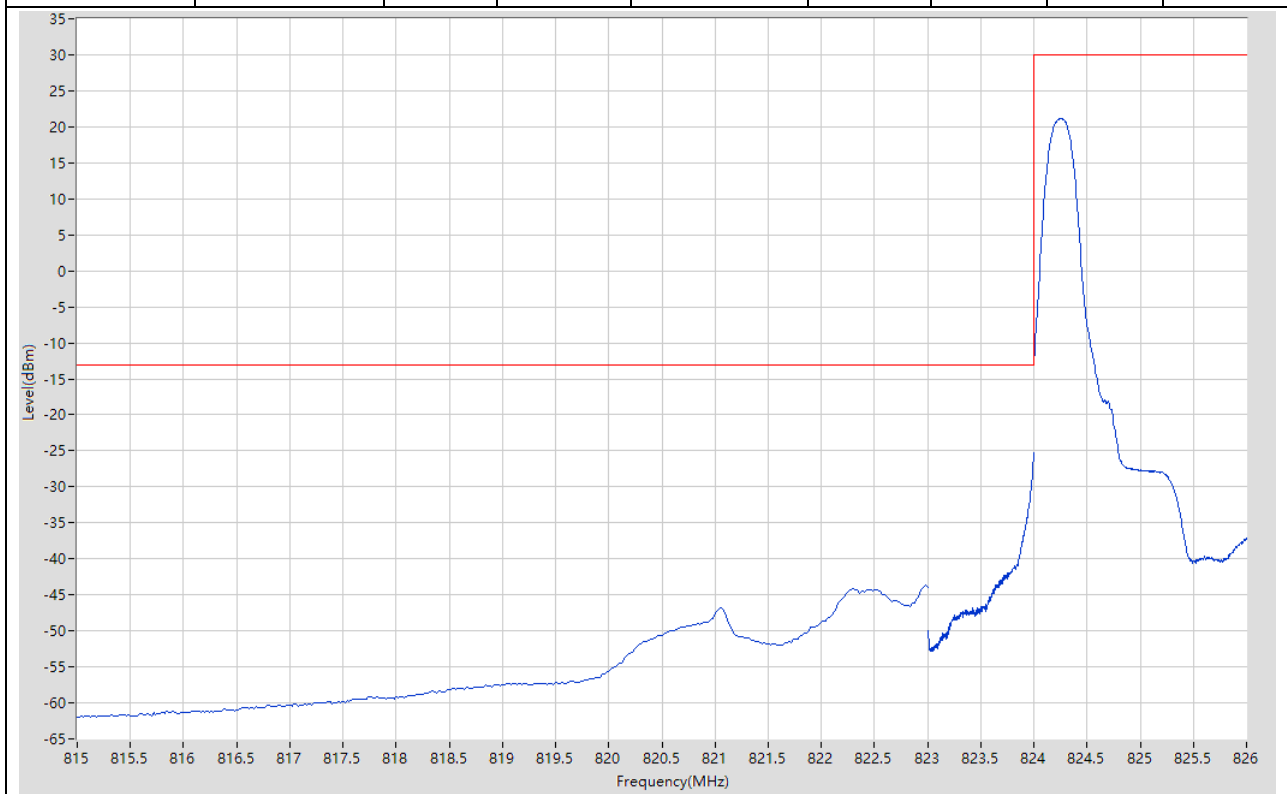
**3.3. LTE Band Edge\_Part22-24-27(NTNV)(Subtest:2, Channel:20407, Bandwidth:1.4, Modulation:QPSK, RB Number: 6, RB Position:LOW)**

Start Frequency (MHz)	Stop Frequency (MHz)	RBW (MHz)	Detector	Frequency (MHz)	Power (dBm)	Limit (dBm)	Verdict	Sweep Point
815	823	0.1	RMS	823	-33.28	-13	Pass	401
823	824	0.02	RMS	824	-30.52	-13	Pass	401
824	826	0.1	RMS	824.795	13.92	30	Pass	401



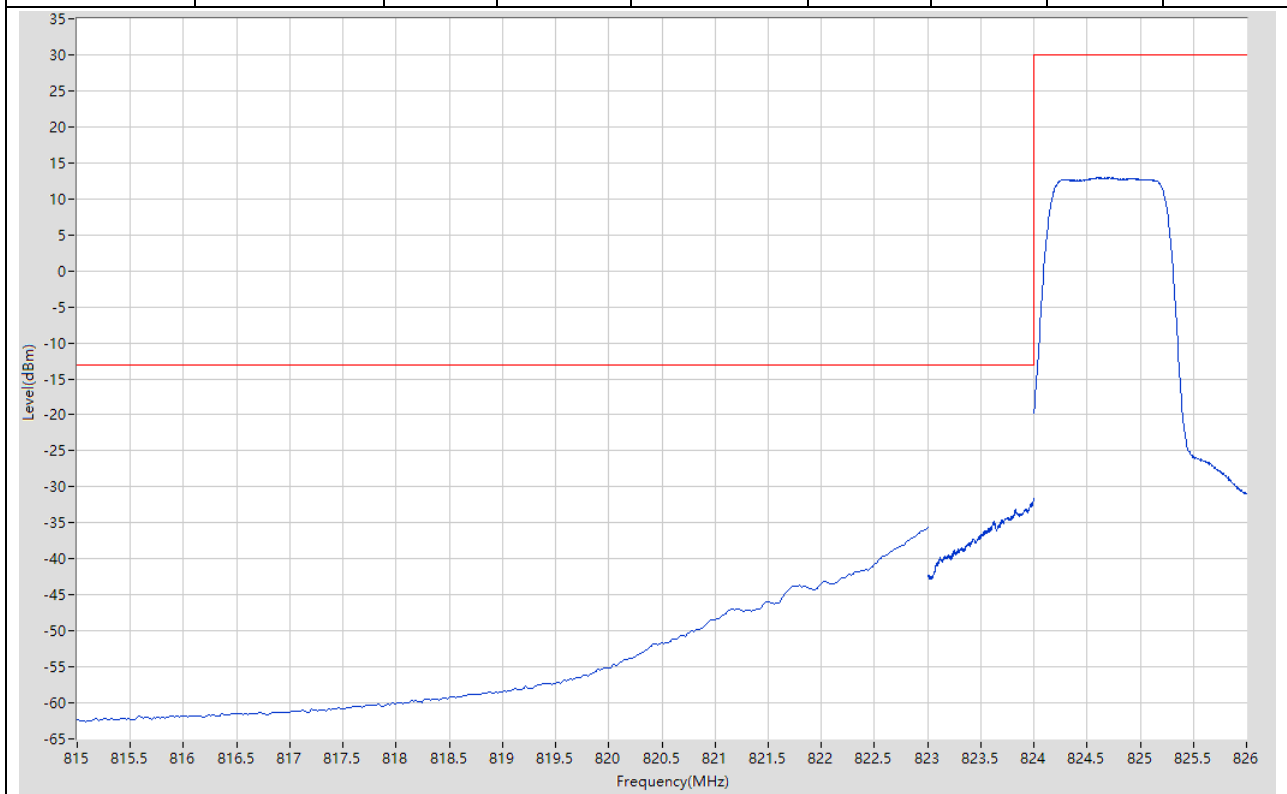
**3.4. LTE Band Edge\_Part22-24-27(NTNV)(Subtest:3, Channel:20407, Bandwidth:1.4, Modulation:Q16, RB Number: 1, RB Position:LOW)**

Start Frequency (MHz)	Stop Frequency (MHz)	RBW (MHz)	Detector	Frequency (MHz)	Power (dBm)	Limit (dBm)	Verdict	Sweep Point
815	823	0.1	RMS	822.98	-43.68	-13	Pass	401
823	824	0.02	RMS	824	-25.34	-13	Pass	401
824	826	0.1	RMS	824.26	21.18	30	Pass	401



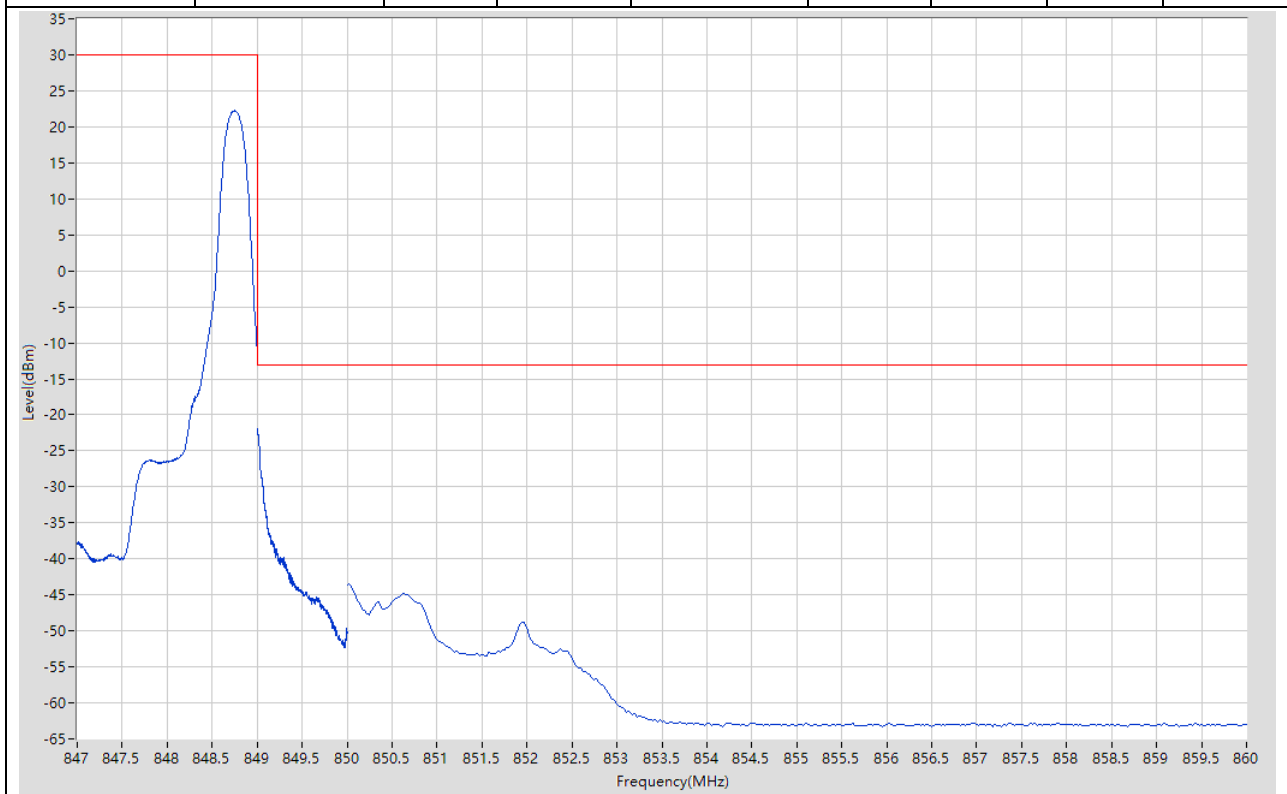
**3.5. LTE Band Edge\_Part22-24-27(NTNV)(Subtest:4, Channel:20407, Bandwidth:1.4, Modulation:Q16, RB Number: 6, RB Position:LOW)**

Start Frequency (MHz)	Stop Frequency (MHz)	RBW (MHz)	Detector	Frequency (MHz)	Power (dBm)	Limit (dBm)	Verdict	Sweep Point
815	823	0.1	RMS	823	-35.65	-13	Pass	401
823	824	0.02	RMS	823.998	-31.61	-13	Pass	401
824	826	0.1	RMS	824.595	12.9	30	Pass	401



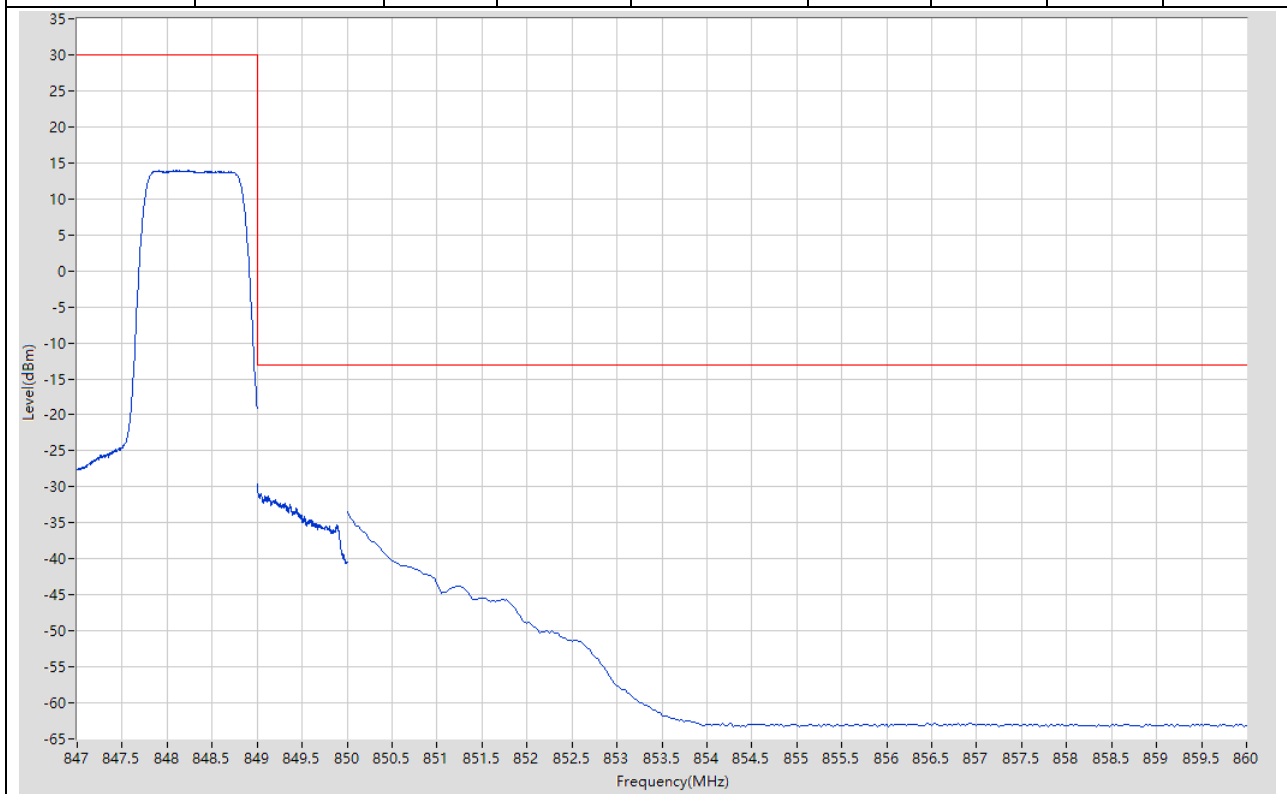
**3.6. LTE Band Edge\_Part22-24-27(NTNV)(Subtest:5, Channel:20643, Bandwidth:1.4, Modulation:QPSK, RB Number: 1, RB Position:HIGH)**

Start Frequency (MHz)	Stop Frequency (MHz)	RBW (MHz)	Detector	Frequency (MHz)	Power (dBm)	Limit (dBm)	Verdict	Sweep Point
847	849	0.1	RMS	848.745	22.25	30	Pass	401
849	850	0.02	RMS	849.003	-21.87	-13	Pass	401
850	860	0.1	RMS	850.025	-43.53	-13	Pass	401



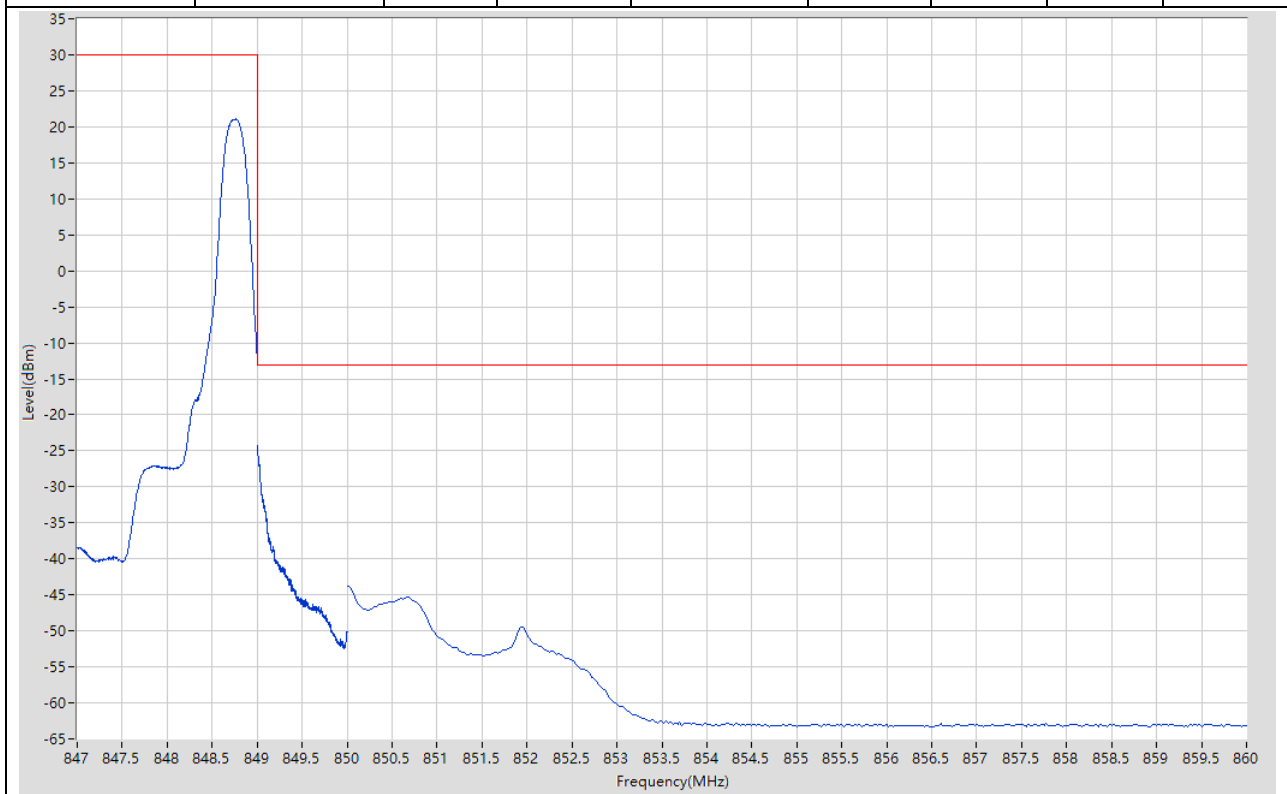
**3.7. LTE Band Edge\_Part22-24-27(NTNV)(Subtest:6, Channel:20643, Bandwidth:1.4, Modulation:QPSK, RB Number: 6, RB Position:HIGH)**

Start Frequency (MHz)	Stop Frequency (MHz)	RBW (MHz)	Detector	Frequency (MHz)	Power (dBm)	Limit (dBm)	Verdict	Sweep Point
847	849	0.1	RMS	848.095	13.92	30	Pass	401
849	850	0.02	RMS	849	-29.66	-13	Pass	401
850	860	0.1	RMS	850	-33.43	-13	Pass	401



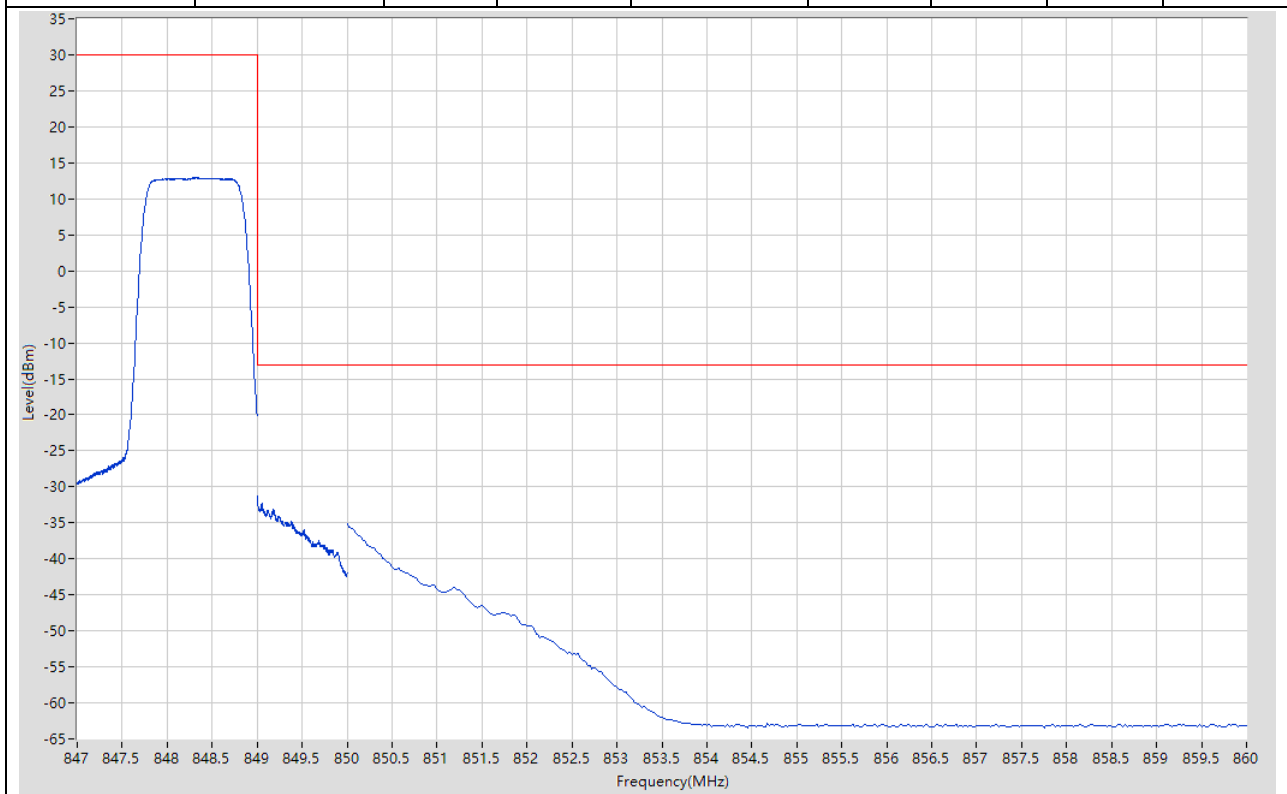
**3.8. LTE Band Edge\_Part22-24-27(NTNV)(Subtest:7, Channel:20643, Bandwidth:1.4, Modulation:Q16, RB Number: 1, RB Position:HIGH)**

Start Frequency (MHz)	Stop Frequency (MHz)	RBW (MHz)	Detector	Frequency (MHz)	Power (dBm)	Limit (dBm)	Verdict	Sweep Point
847	849	0.1	RMS	848.76	21.09	30	Pass	401
849	850	0.02	RMS	849	-24.24	-13	Pass	401
850	860	0.1	RMS	850	-43.83	-13	Pass	401



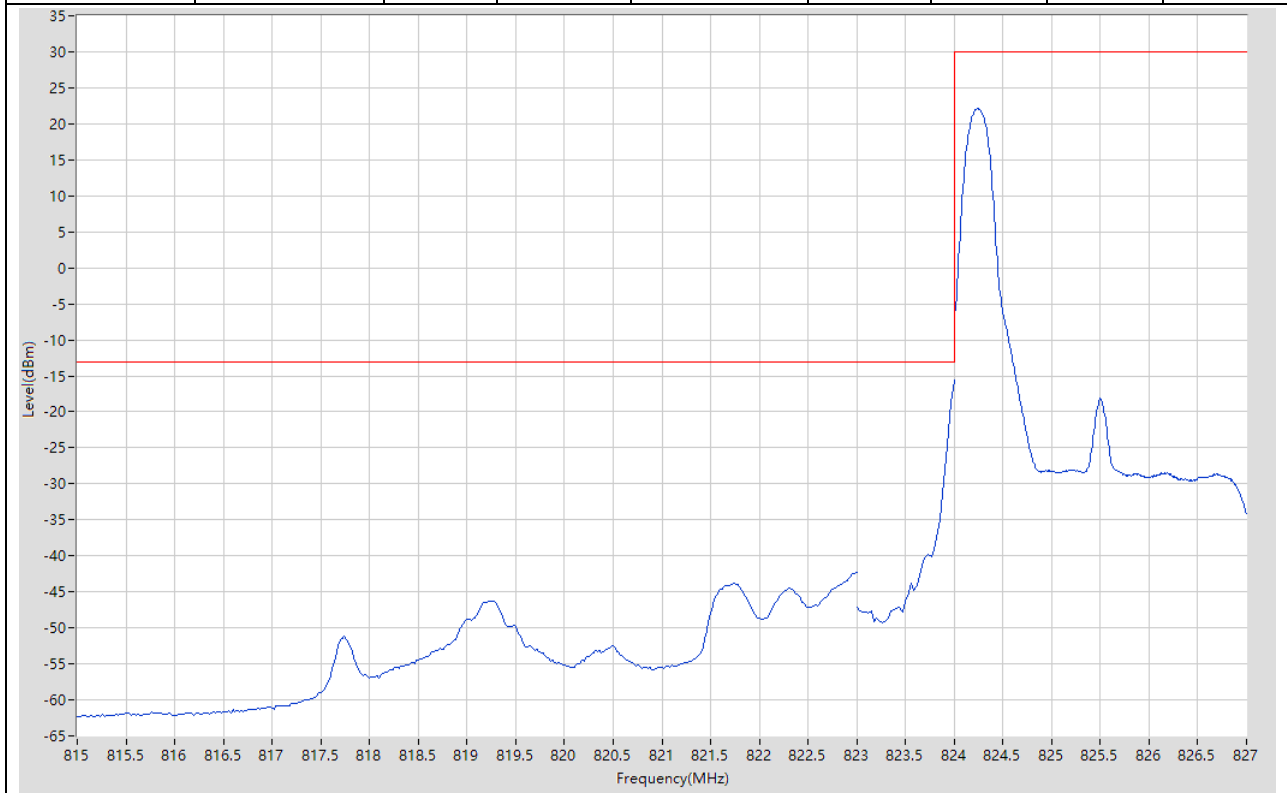
**3.9. LTE Band Edge\_Part22-24-27(NTNV)(Subtest:8, Channel:20643, Bandwidth:1.4, Modulation:Q16, RB Number: 6, RB Position:HIGH)**

Start Frequency (MHz)	Stop Frequency (MHz)	RBW (MHz)	Detector	Frequency (MHz)	Power (dBm)	Limit (dBm)	Verdict	Sweep Point
847	849	0.1	RMS	848.335	12.93	30	Pass	401
849	850	0.02	RMS	849	-31.26	-13	Pass	401
850	860	0.1	RMS	850	-35.18	-13	Pass	401



**3.10. LTE Band Edge\_Part22-24-27(NTNV)(Subtest:9, Channel:20415, Bandwidth:3, Modulation:QPSK, RB Number: 1, RB Position:LOW)**

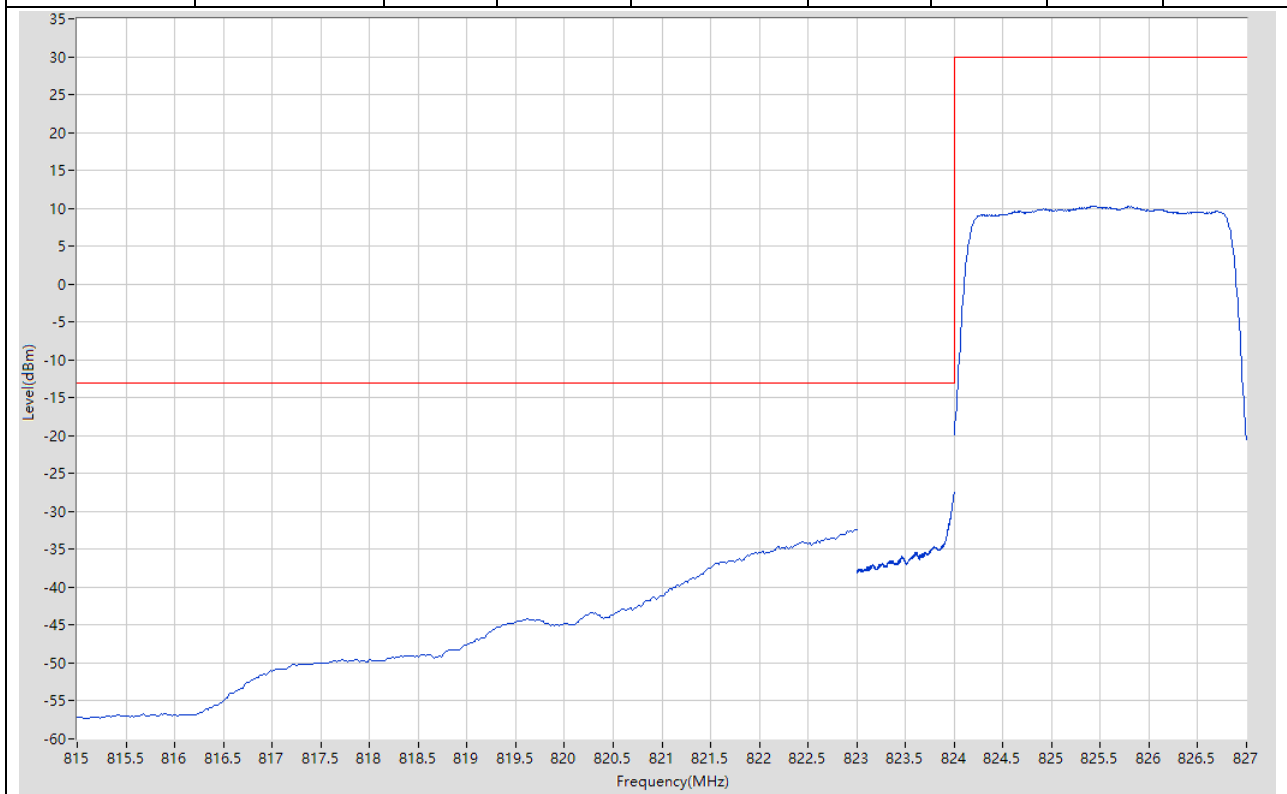
Start Frequency (MHz)	Stop Frequency (MHz)	RBW (MHz)	Detector	Frequency (MHz)	Power (dBm)	Limit (dBm)	Verdict	Sweep Point
815	823	0.1	RMS	823	-42.29	-13	Pass	401
823	824	0.03	RMS	824	-15.62	-13	Pass	35
824	827	0.1	RMS	824.248	22.09	30	Pass	401





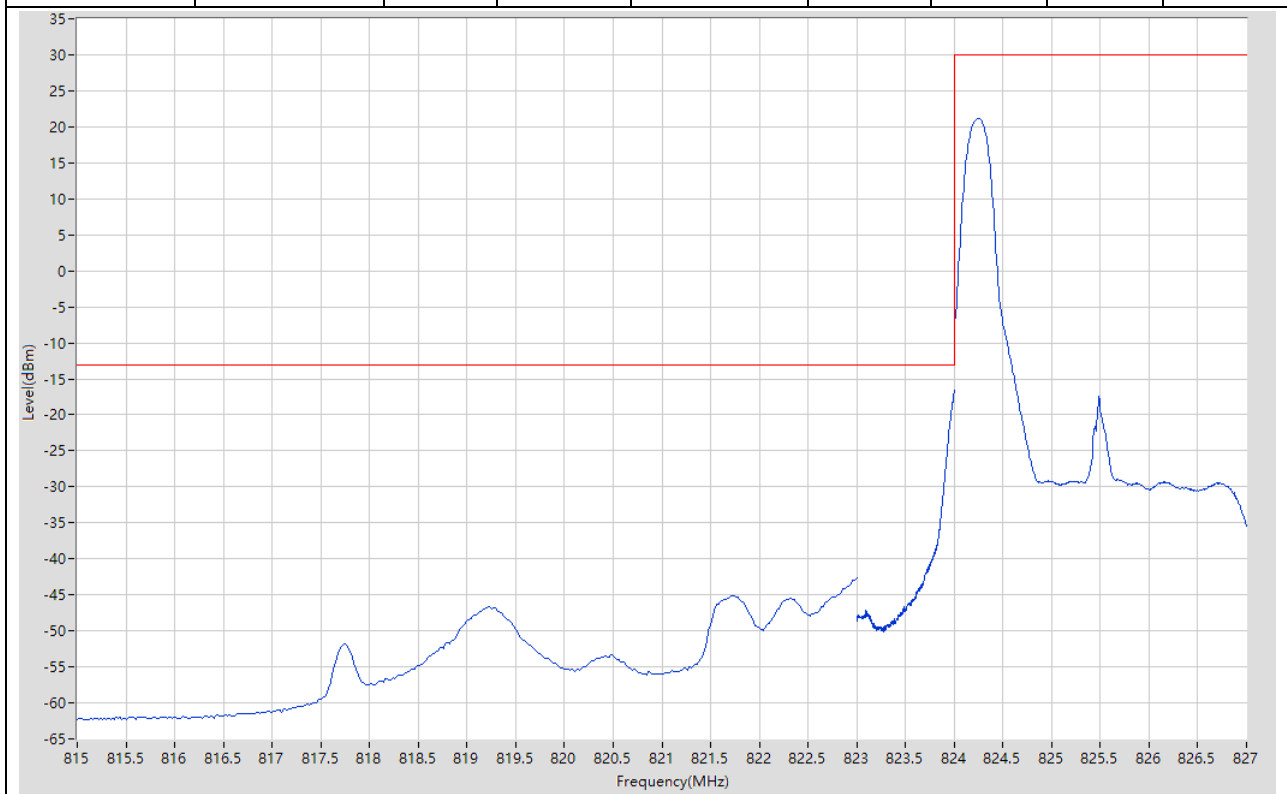
**3.11. LTE Band Edge\_Part22-24-27(NTNV)(Subtest:10, Channel:20415, Bandwidth:3, Modulation:QPSK, RB Number: 15, RB Position:LOW)**

Start Frequency (MHz)	Stop Frequency (MHz)	RBW (MHz)	Detector	Frequency (MHz)	Power (dBm)	Limit (dBm)	Verdict	Sweep Point
815	823	0.1	RMS	823	-32.41	-13	Pass	401
823	824	0.03	RMS	824	-27.49	-13	Pass	401
824	827	0.1	RMS	825.433	10.3	30	Pass	401



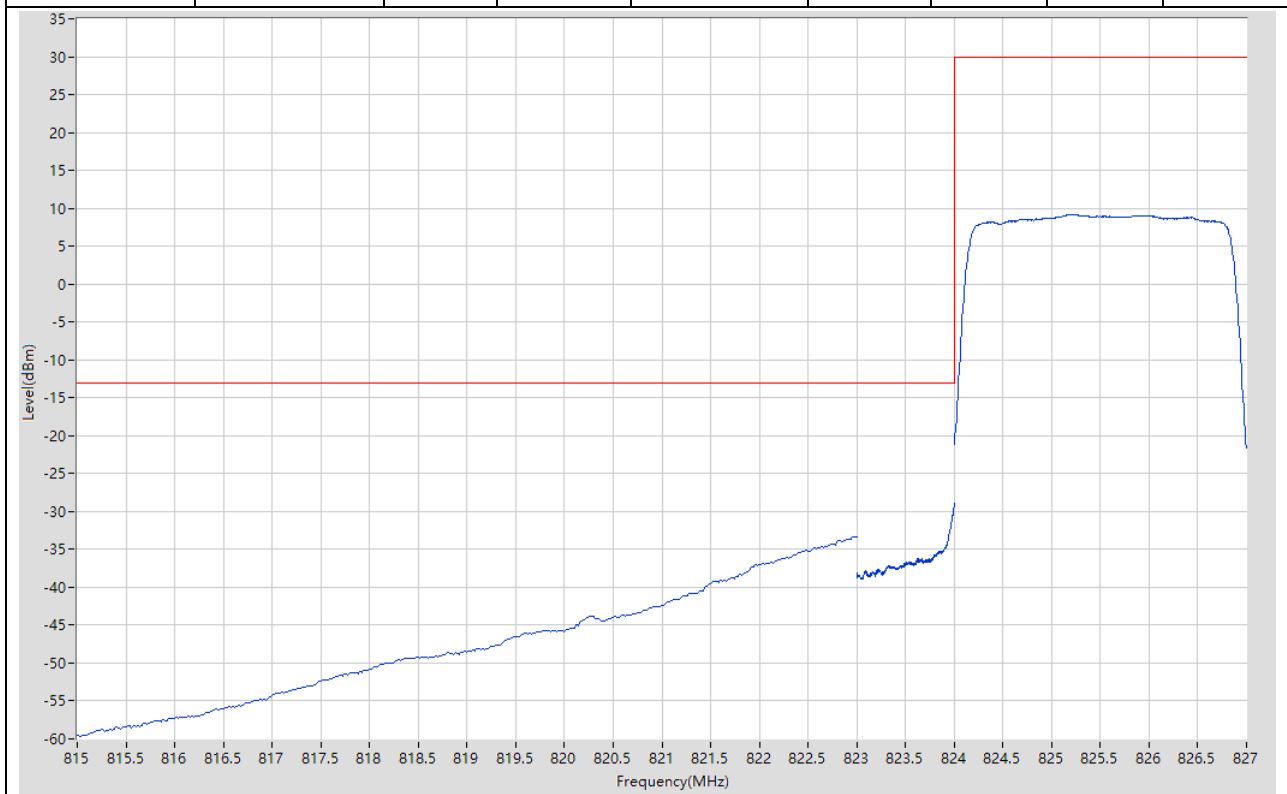
**3.12. LTE Band Edge\_Part22-24-27(NTNV)(Subtest:11, Channel:20415, Bandwidth:3, Modulation:Q16, RB Number: 1, RB Position:LOW)**

Start Frequency (MHz)	Stop Frequency (MHz)	RBW (MHz)	Detector	Frequency (MHz)	Power (dBm)	Limit (dBm)	Verdict	Sweep Point
815	823	0.1	RMS	823	-42.71	-13	Pass	401
823	824	0.03	RMS	824	-16.51	-13	Pass	401
824	827	0.1	RMS	824.255	21.18	30	Pass	401



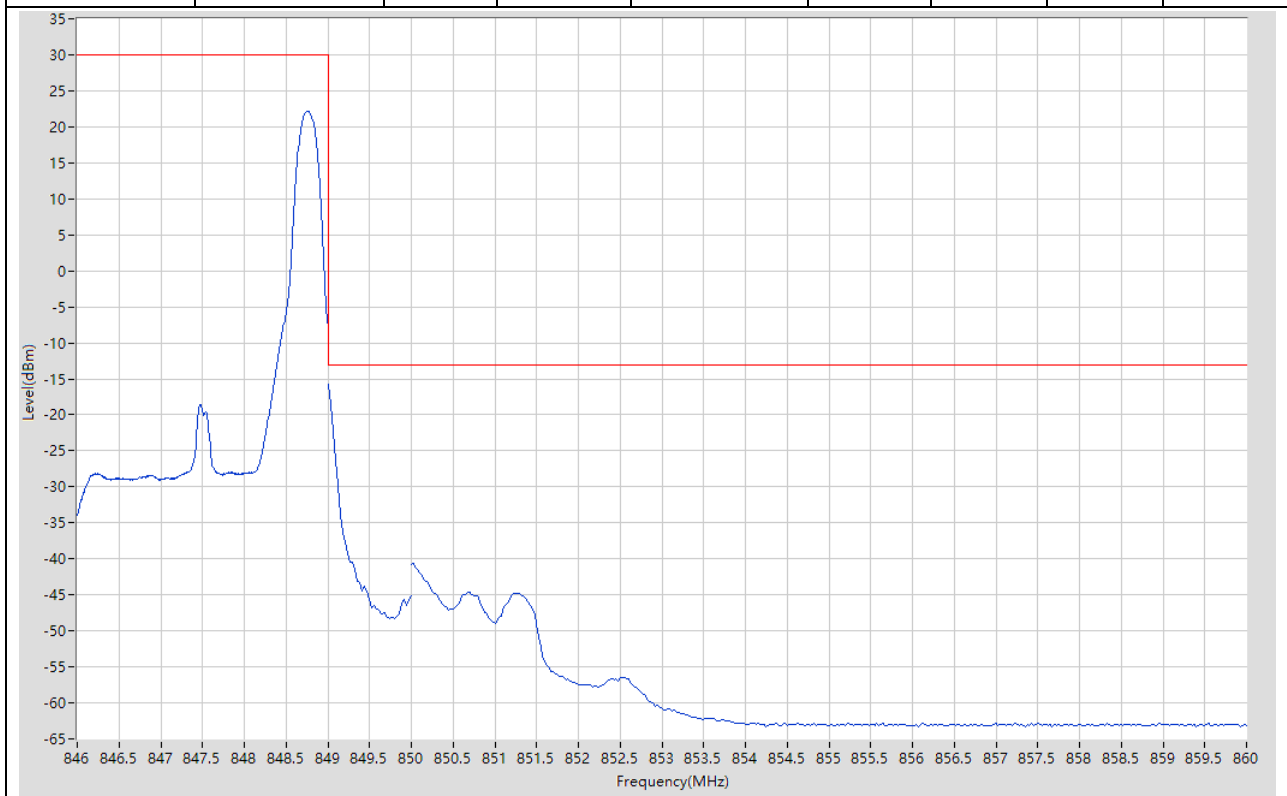
**3.13. LTE Band Edge\_Part22-24-27(NTNV)(Subtest:12, Channel:20415, Bandwidth:3, Modulation:Q16, RB Number: 15, RB Position:LOW)**

Start Frequency (MHz)	Stop Frequency (MHz)	RBW (MHz)	Detector	Frequency (MHz)	Power (dBm)	Limit (dBm)	Verdict	Sweep Point
815	823	0.1	RMS	822.98	-33.28	-13	Pass	401
823	824	0.03	RMS	824	-28.89	-13	Pass	401
824	827	0.1	RMS	825.2	9.15	30	Pass	401



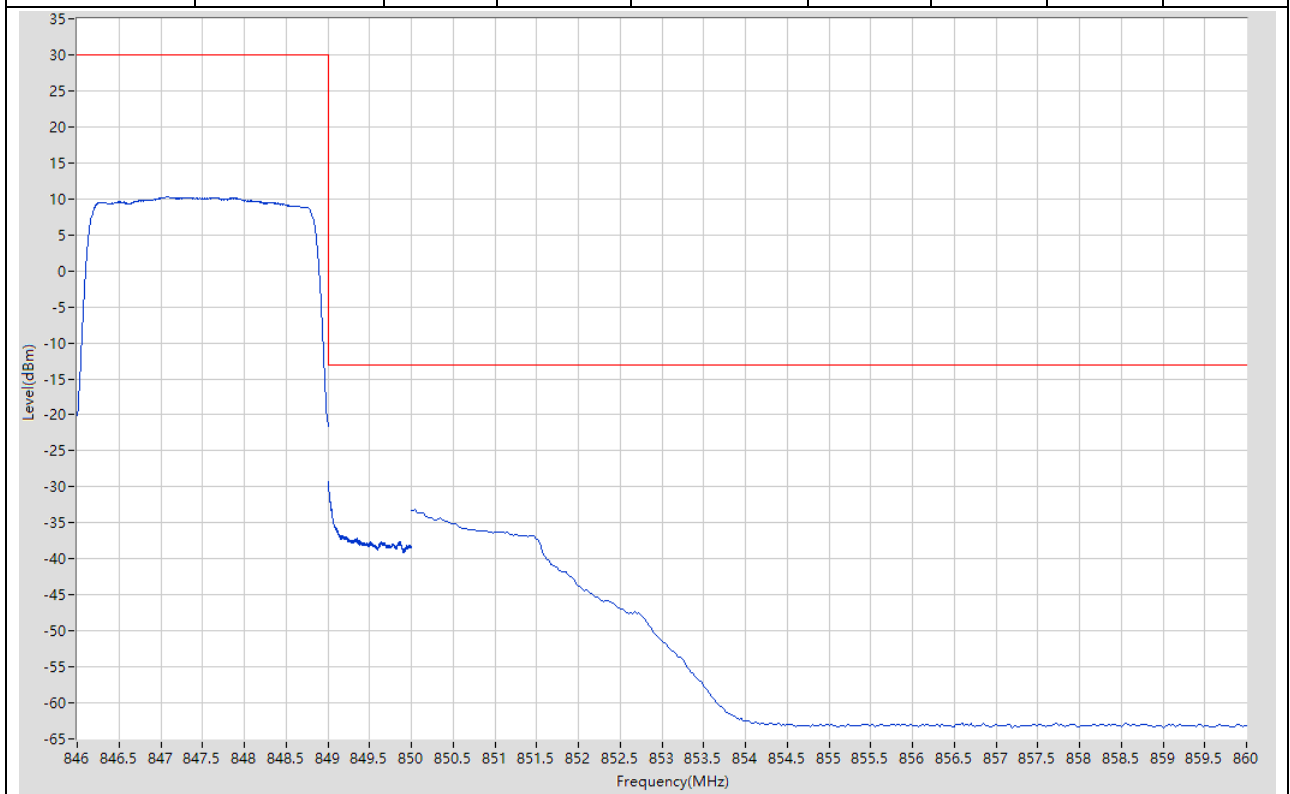
**3.14. LTE Band Edge\_Part22-24-27(NTNV)(Subtest:13, Channel:20635, Bandwidth:3, Modulation:QPSK, RB Number: 1, RB Position:HIGH)**

Start Frequency (MHz)	Stop Frequency (MHz)	RBW (MHz)	Detector	Frequency (MHz)	Power (dBm)	Limit (dBm)	Verdict	Sweep Point
846	849	0.1	RMS	848.76	22.16	30	Pass	401
849	850	0.03	RMS	849	-15.77	-13	Pass	35
850	860	0.1	RMS	850.025	-40.69	-13	Pass	401



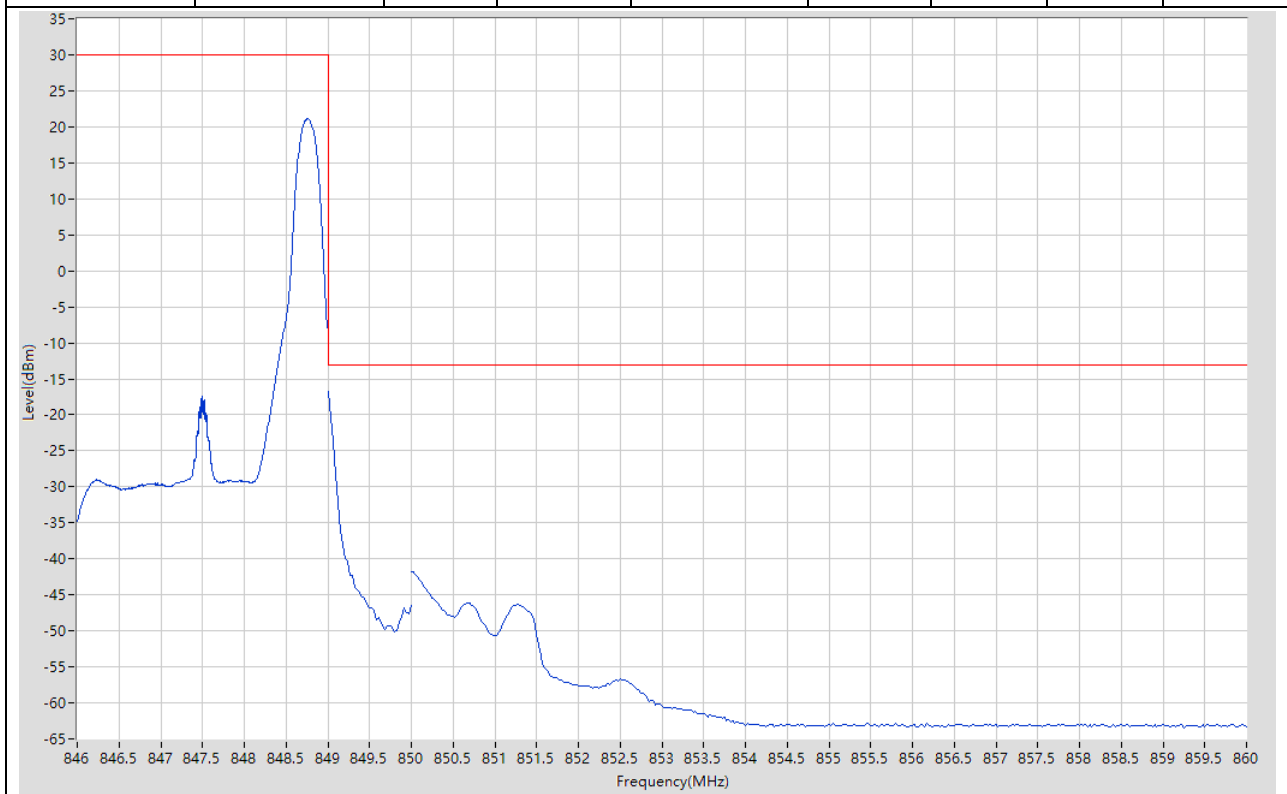
**3.15. LTE Band Edge\_Part22-24-27(NTNV)(Subtest:14, Channel:20635, Bandwidth:3, Modulation:QPSK, RB Number: 15, RB Position:HIGH)**

Start Frequency (MHz)	Stop Frequency (MHz)	RBW (MHz)	Detector	Frequency (MHz)	Power (dBm)	Limit (dBm)	Verdict	Sweep Point
846	849	0.1	RMS	847.065	10.28	30	Pass	401
849	850	0.03	RMS	849	-29.29	-13	Pass	401
850	860	0.1	RMS	850.05	-33.12	-13	Pass	401



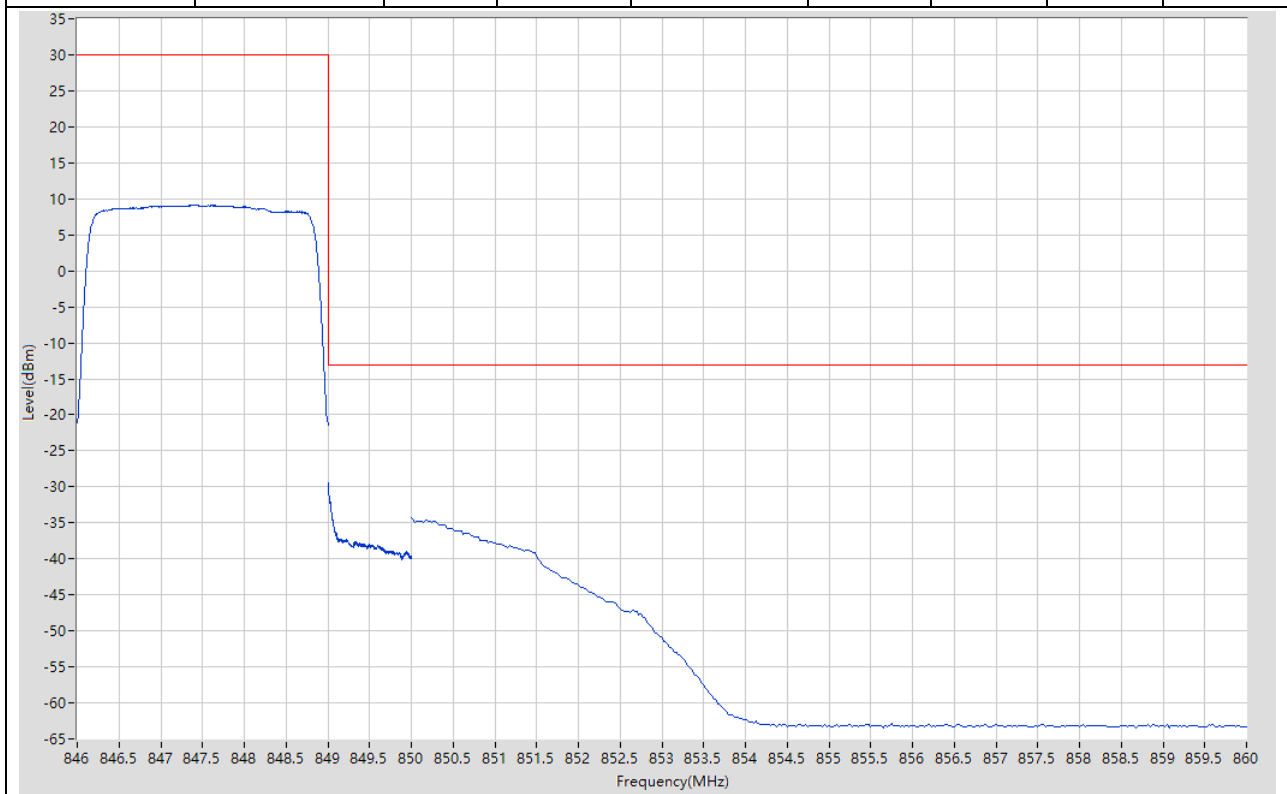
**3.16. LTE Band Edge\_Part22-24-27(NTNV)(Subtest:15, Channel:20635, Bandwidth:3, Modulation:Q16, RB Number: 1, RB Position:HIGH)**

Start Frequency (MHz)	Stop Frequency (MHz)	RBW (MHz)	Detector	Frequency (MHz)	Power (dBm)	Limit (dBm)	Verdict	Sweep Point
846	849	0.1	RMS	848.753	21.12	30	Pass	401
849	850	0.03	RMS	849	-16.75	-13	Pass	35
850	860	0.1	RMS	850	-41.83	-13	Pass	401



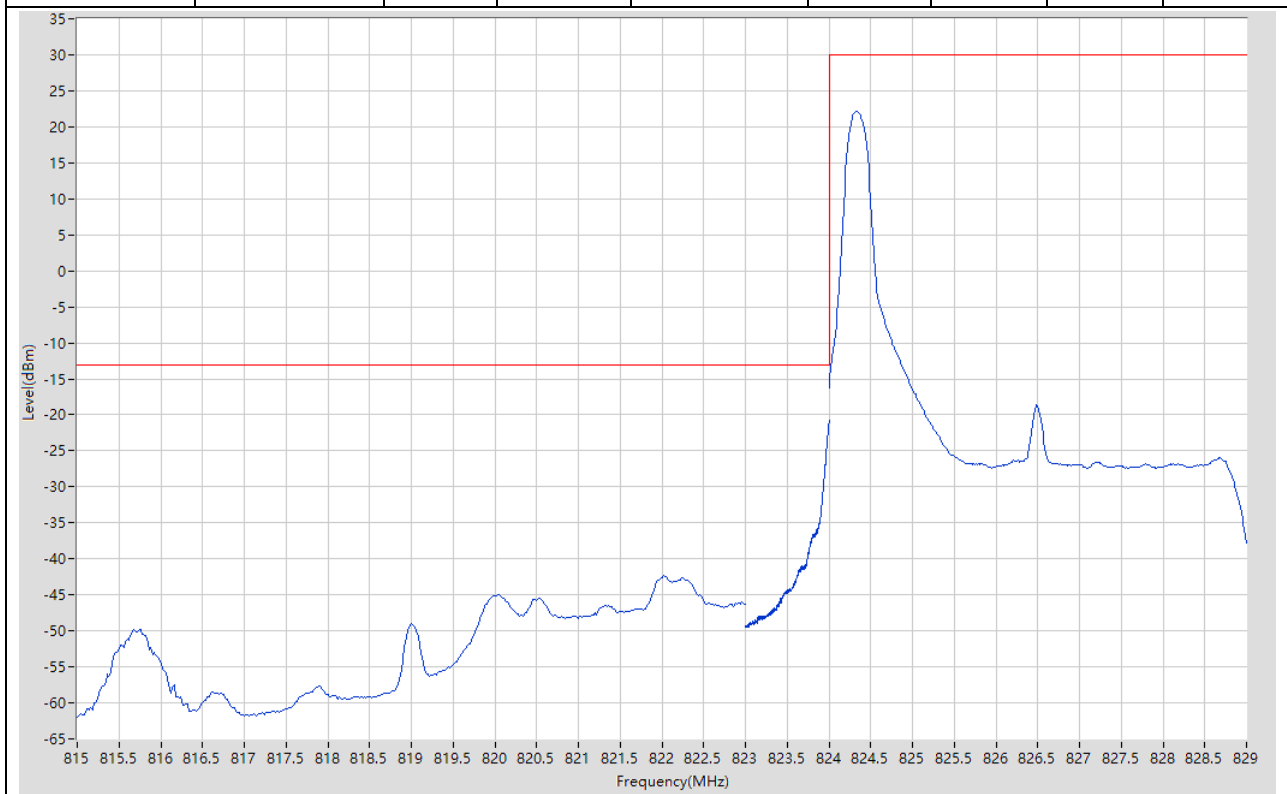
**3.17. LTE Band Edge\_Part22-24-27(NTNV)(Subtest:16, Channel:20635, Bandwidth:3, Modulation:Q16, RB Number: 15, RB Position:HIGH)**

Start Frequency (MHz)	Stop Frequency (MHz)	RBW (MHz)	Detector	Frequency (MHz)	Power (dBm)	Limit (dBm)	Verdict	Sweep Point
846	849	0.1	RMS	847.403	9.16	30	Pass	401
849	850	0.03	RMS	849	-29.47	-13	Pass	401
850	860	0.1	RMS	850	-34.34	-13	Pass	401



**3.18. LTE Band Edge\_Part22-24-27(NTNV)(Subtest:17, Channel:20425, Bandwidth:5, Modulation:QPSK, RB Number: 1, RB Position:LOW)**

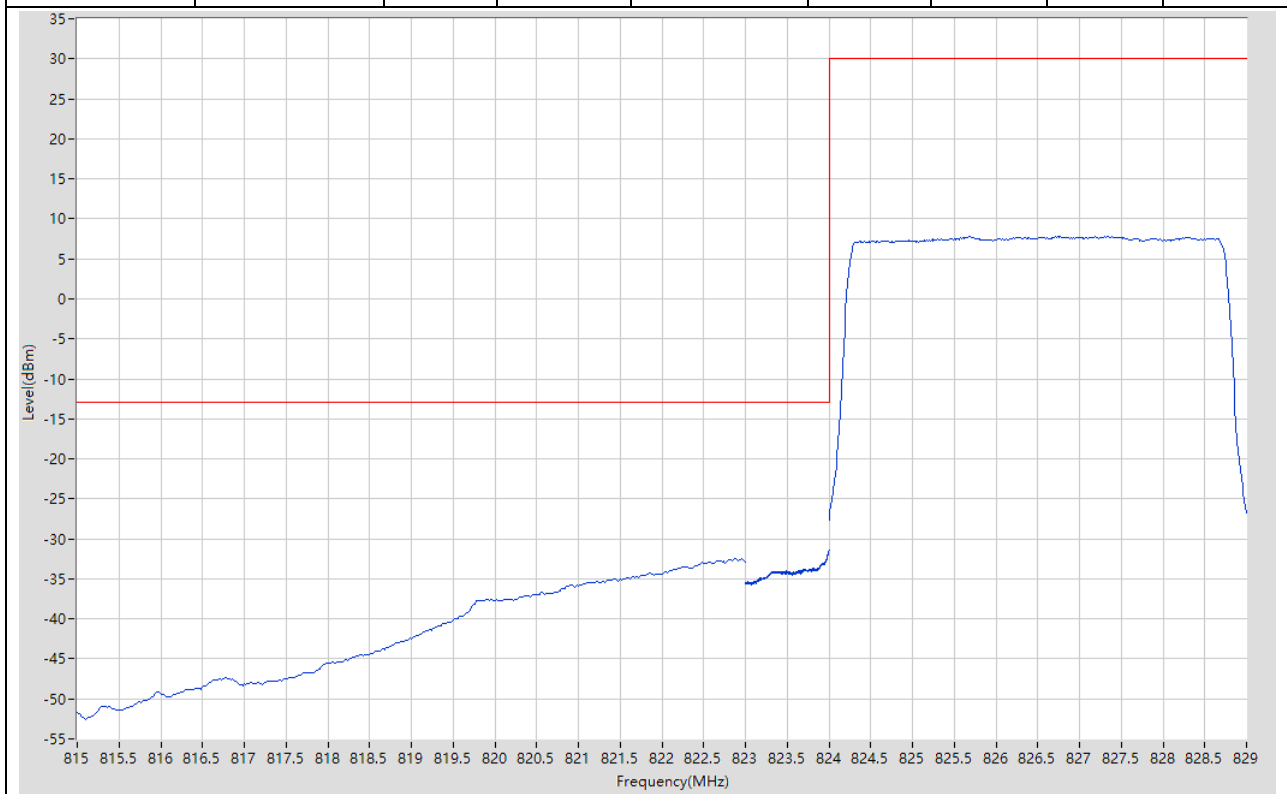
Start Frequency (MHz)	Stop Frequency (MHz)	RBW (MHz)	Detector	Frequency (MHz)	Power (dBm)	Limit (dBm)	Verdict	Sweep Point
815	823	0.1	RMS	822.02	-42.36	-13	Pass	401
823	824	0.051	RMS	824	-20.82	-13	Pass	401
824	829	0.1	RMS	824.338	22.08	30	Pass	401





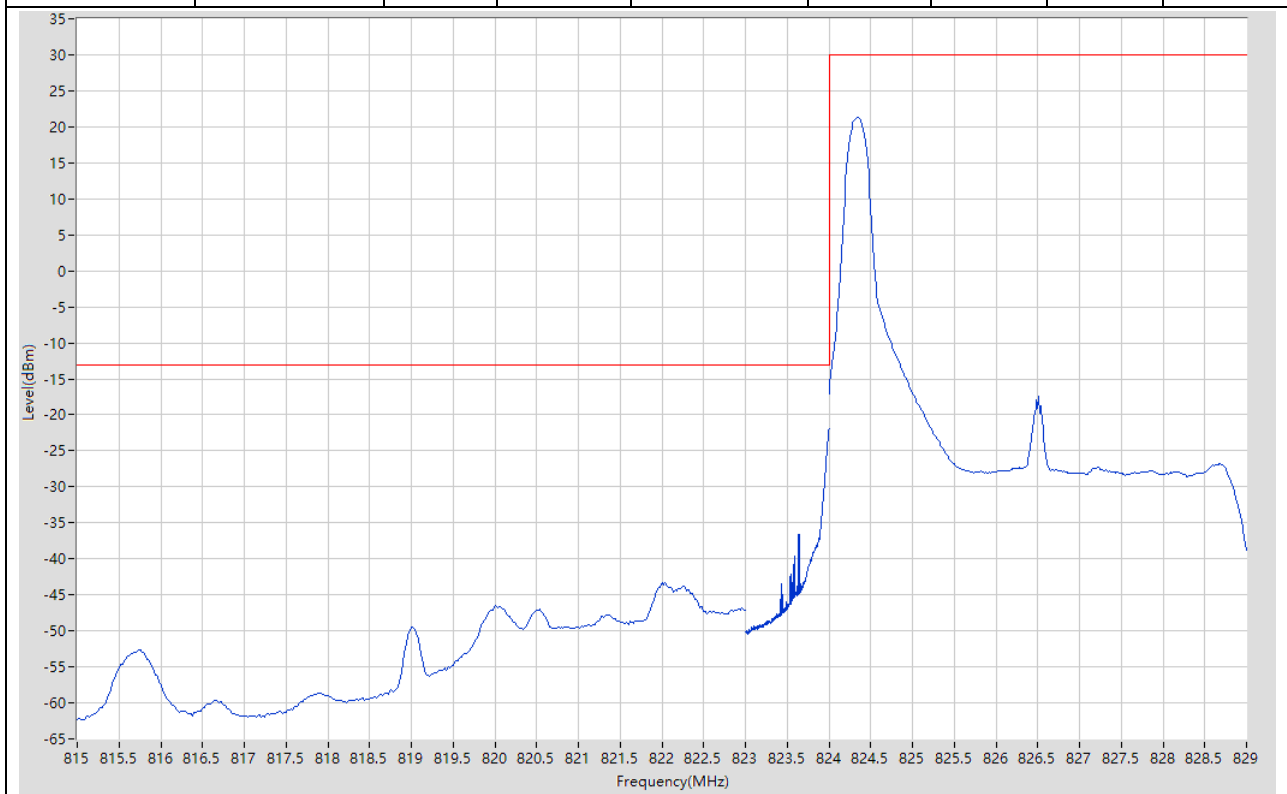
**3.19. LTE Band Edge\_Part22-24-27(NTNV)(Subtest:18, Channel:20425, Bandwidth:5, Modulation:QPSK, RB Number: 25, RB Position:LOW)**

Start Frequency (MHz)	Stop Frequency (MHz)	RBW (MHz)	Detector	Frequency (MHz)	Power (dBm)	Limit (dBm)	Verdict	Sweep Point
815	823	0.1	RMS	822.88	-32.43	-13	Pass	401
823	824	0.051	RMS	824	-31.38	-13	Pass	401
824	829	0.1	RMS	826.713	7.84	30	Pass	401



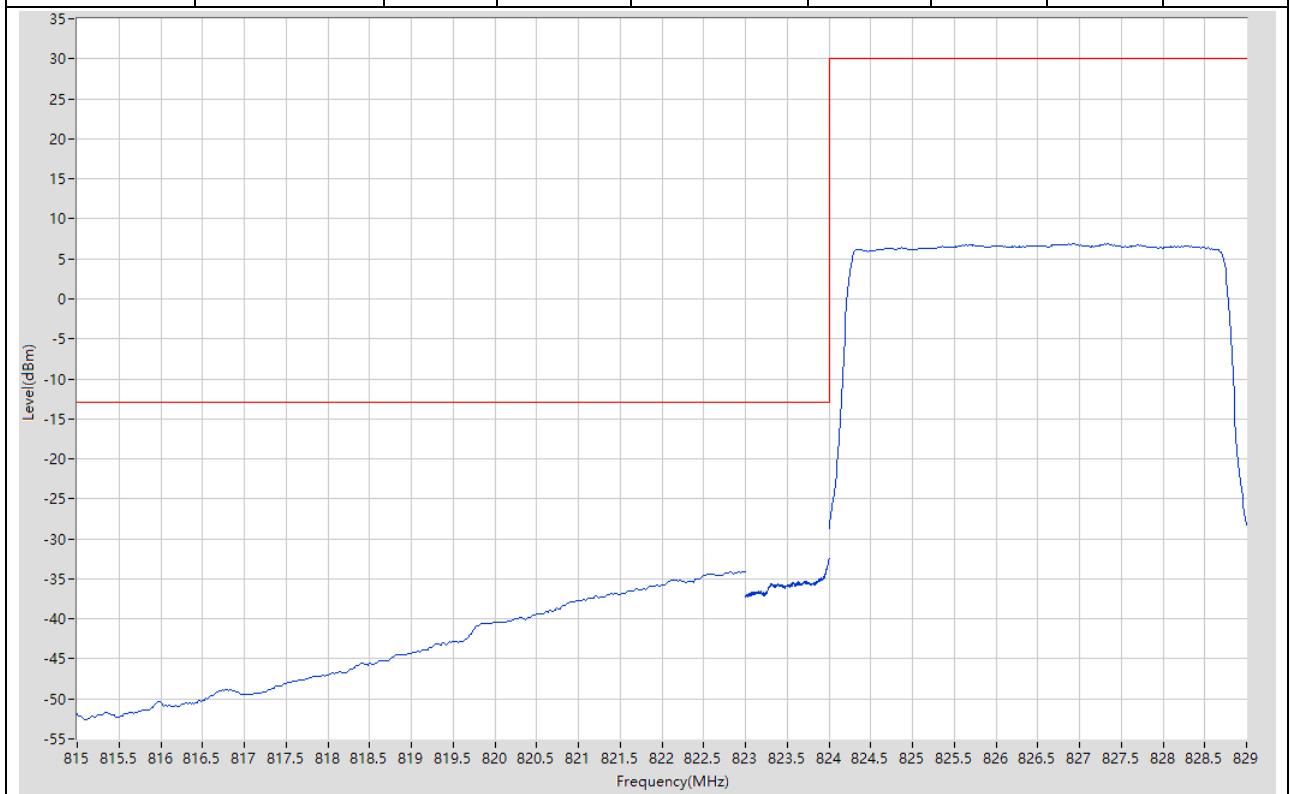
**3.20. LTE Band Edge\_Part22-24-27(NTNV)(Subtest:19, Channel:20425, Bandwidth:5, Modulation:Q16, RB Number: 1, RB Position:LOW)**

Start Frequency (MHz)	Stop Frequency (MHz)	RBW (MHz)	Detector	Frequency (MHz)	Power (dBm)	Limit (dBm)	Verdict	Sweep Point
815	823	0.1	RMS	822.04	-43.23	-13	Pass	401
823	824	0.051	RMS	824	-21.91	-13	Pass	401
824	829	0.1	RMS	824.338	21.29	30	Pass	401



**3.21. LTE Band Edge\_Part22-24-27(NTNV)(Subtest:20, Channel:20425, Bandwidth:5, Modulation:Q16, RB Number: 25, RB Position:LOW)**

Start Frequency (MHz)	Stop Frequency (MHz)	RBW (MHz)	Detector	Frequency (MHz)	Power (dBm)	Limit (dBm)	Verdict	Sweep Point
815	823	0.1	RMS	822.96	-34.09	-13	Pass	401
823	824	0.051	RMS	824	-32.49	-13	Pass	401
824	829	0.1	RMS	827.325	6.91	30	Pass	401



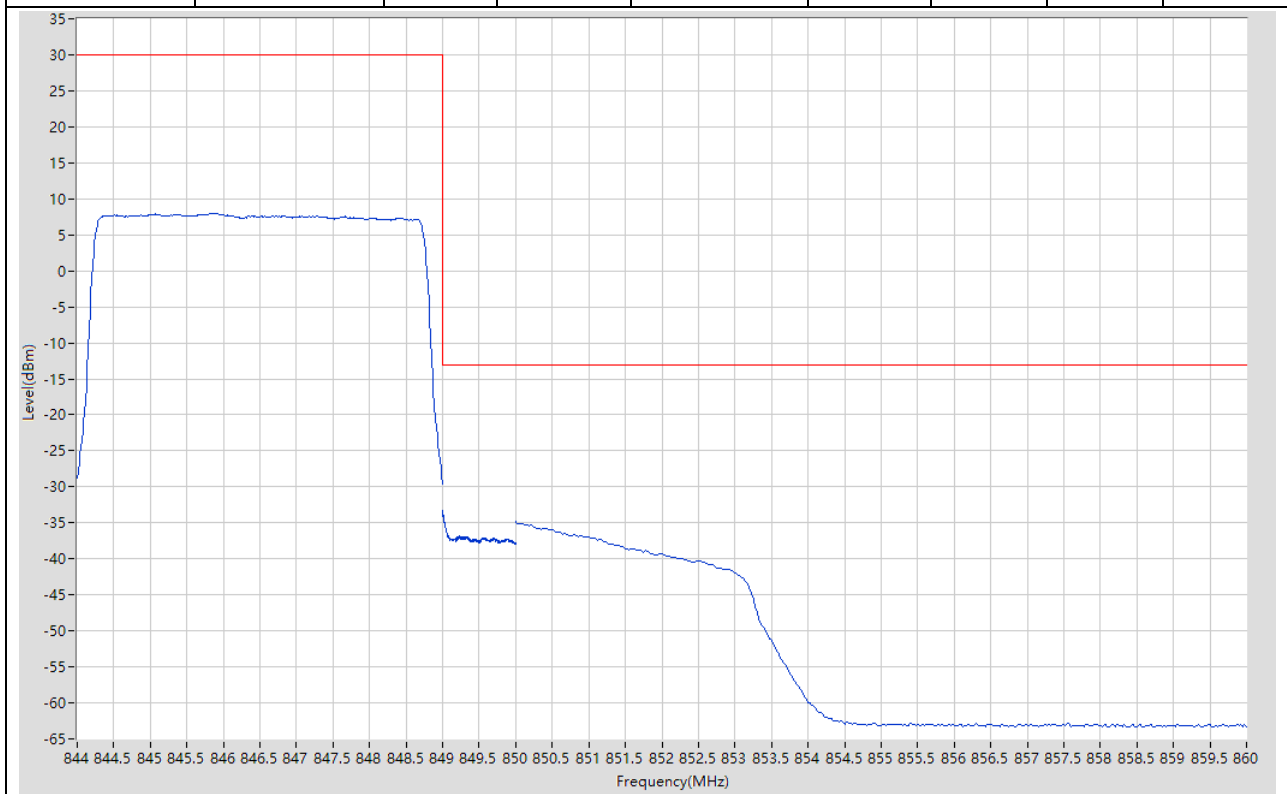
**3.22. LTE Band Edge\_Part22-24-27(NTNV)(Subtest:21, Channel:20625, Bandwidth:5, Modulation:QPSK, RB Number: 1, RB Position:HIGH)**

Start Frequency (MHz)	Stop Frequency (MHz)	RBW (MHz)	Detector	Frequency (MHz)	Power (dBm)	Limit (dBm)	Verdict	Sweep Point
844	849	0.1	RMS	848.65	22.28	30	Pass	401
849	850	0.051	RMS	849.005	-20.75	-13	Pass	401
850	860	0.1	RMS	850.025	-40.66	-13	Pass	401



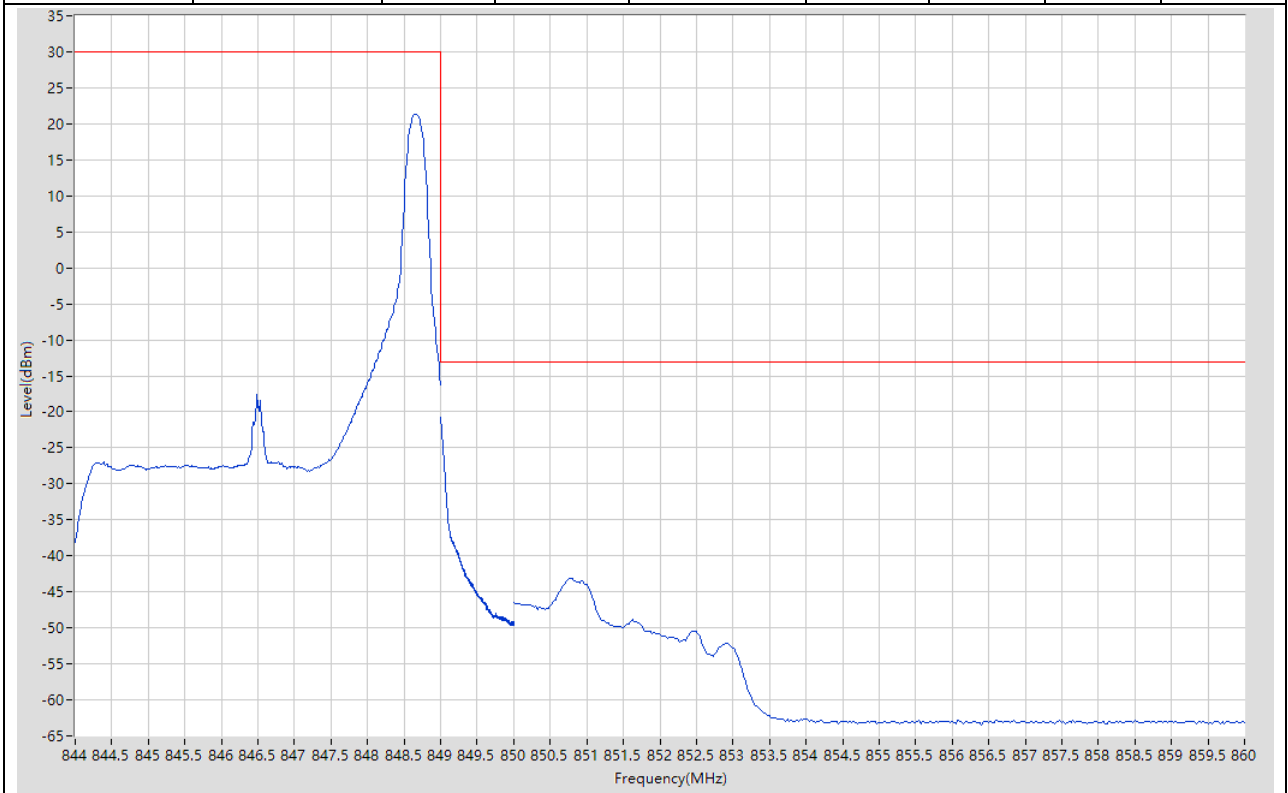
**3.23. LTE Band Edge\_Part22-24-27(NTNV)(Subtest:22, Channel:20625, Bandwidth:5, Modulation:QPSK, RB Number: 25, RB Position:HIGH)**

Start Frequency (MHz)	Stop Frequency (MHz)	RBW (MHz)	Detector	Frequency (MHz)	Power (dBm)	Limit (dBm)	Verdict	Sweep Point
844	849	0.1	RMS	845.863	7.97	30	Pass	401
849	850	0.051	RMS	849	-33.36	-13	Pass	401
850	860	0.1	RMS	850	-34.79	-13	Pass	401



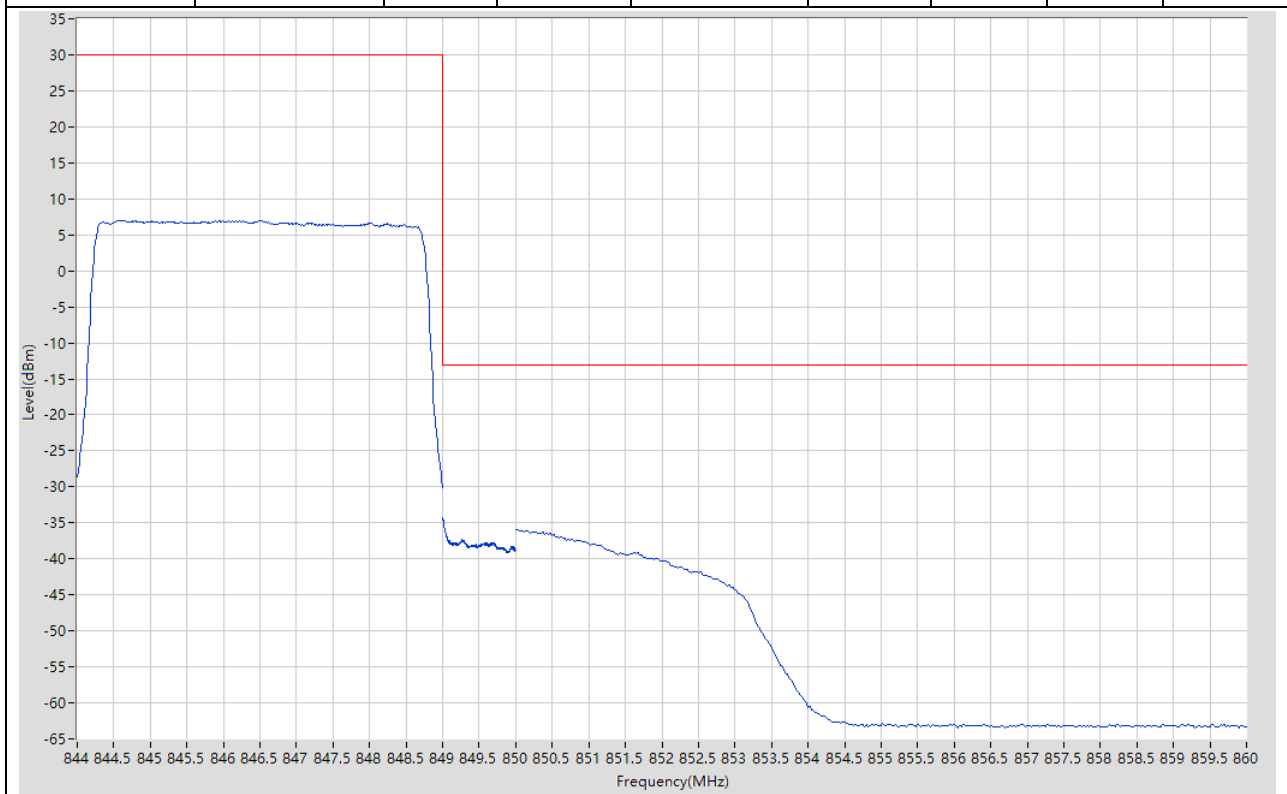
**3.24. LTE Band Edge\_Part22-24-27(NTNV)(Subtest:23, Channel:20625, Bandwidth:5, Modulation:Q16, RB Number: 1, RB Position:HIGH)**

Start Frequency (MHz)	Stop Frequency (MHz)	RBW (MHz)	Detector	Frequency (MHz)	Power (dBm)	Limit (dBm)	Verdict	Sweep Point
844	849	0.1	RMS	848.663	21.38	30	Pass	401
849	850	0.051	RMS	849	-20.77	-13	Pass	401
850	860	0.1	RMS	850.775	-43.13	-13	Pass	401



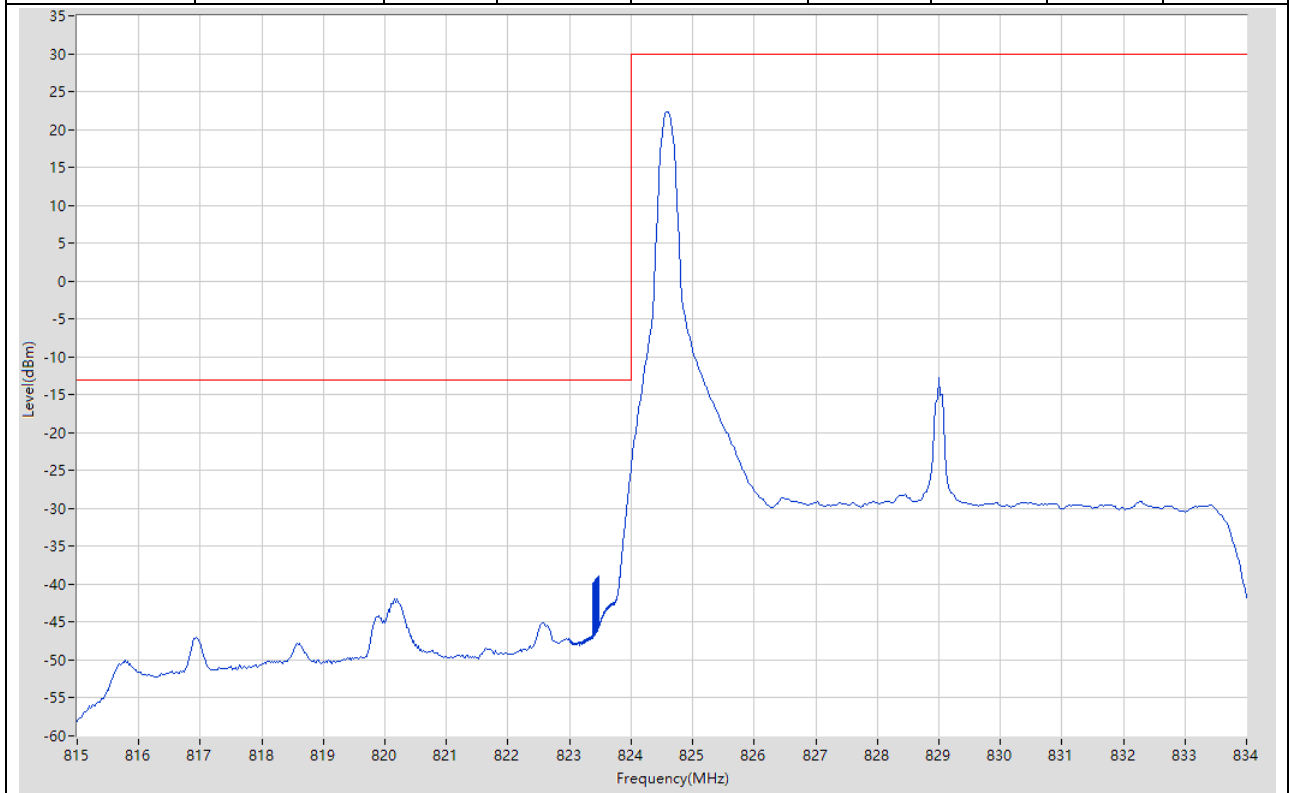
**3.25. LTE Band Edge\_Part22-24-27(NTNV)(Subtest:24, Channel:20625, Bandwidth:5, Modulation:Q16, RB Number: 25, RB Position:HIGH)**

Start Frequency (MHz)	Stop Frequency (MHz)	RBW (MHz)	Detector	Frequency (MHz)	Power (dBm)	Limit (dBm)	Verdict	Sweep Point
844	849	0.1	RMS	844.588	7.02	30	Pass	401
849	850	0.051	RMS	849	-34.3	-13	Pass	401
850	860	0.1	RMS	850.025	-35.95	-13	Pass	401



**3.26. LTE Band Edge\_Part22-24-27(NTNV)(Subtest:25, Channel:20450, Bandwidth:10, Modulation:QPSK, RB Number: 1, RB Position:LOW)**

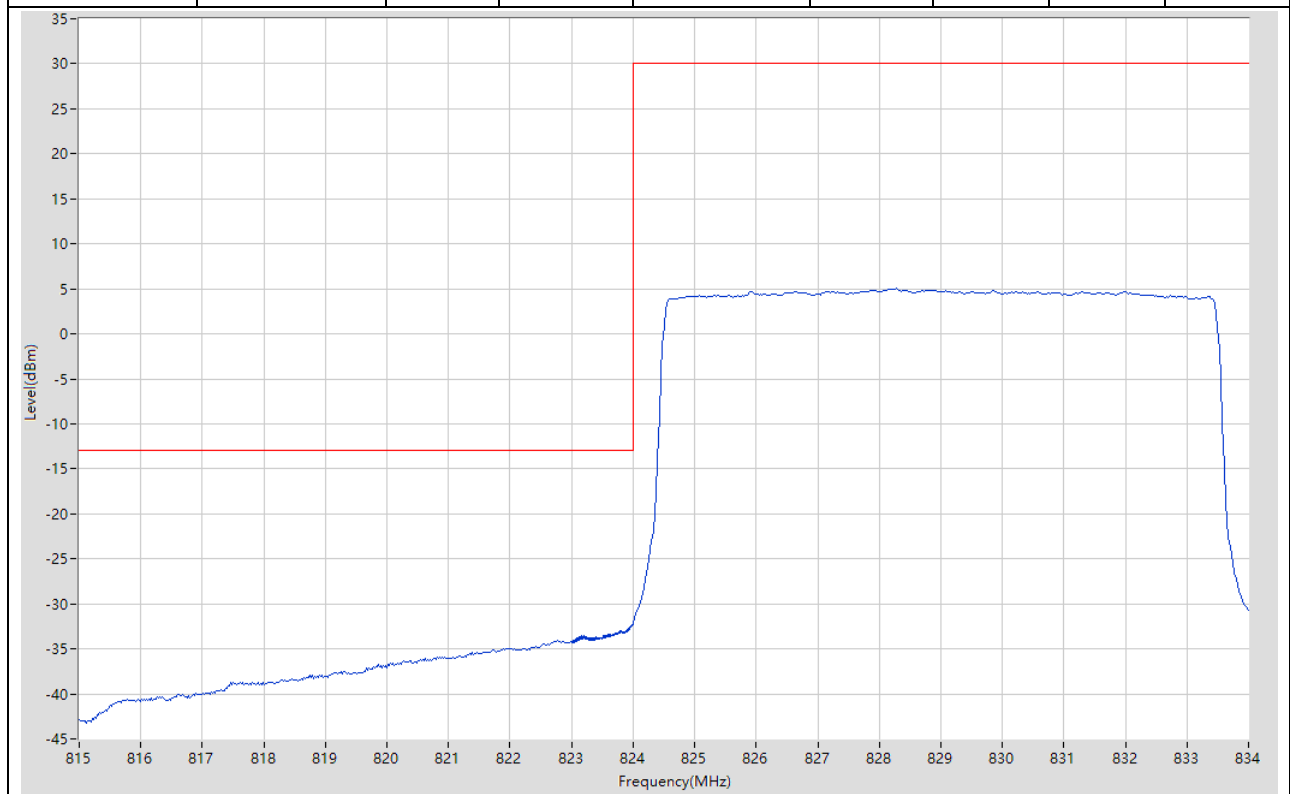
Start Frequency (MHz)	Stop Frequency (MHz)	RBW (MHz)	Detector	Frequency (MHz)	Power (dBm)	Limit (dBm)	Verdict	Sweep Point
815	823	0.1	RMS	820.2	-41.85	-13	Pass	401
823	824	0.1	RMS	823.998	-24.66	-13	Pass	401
824	834	0.1	RMS	824.575	22.33	30	Pass	401





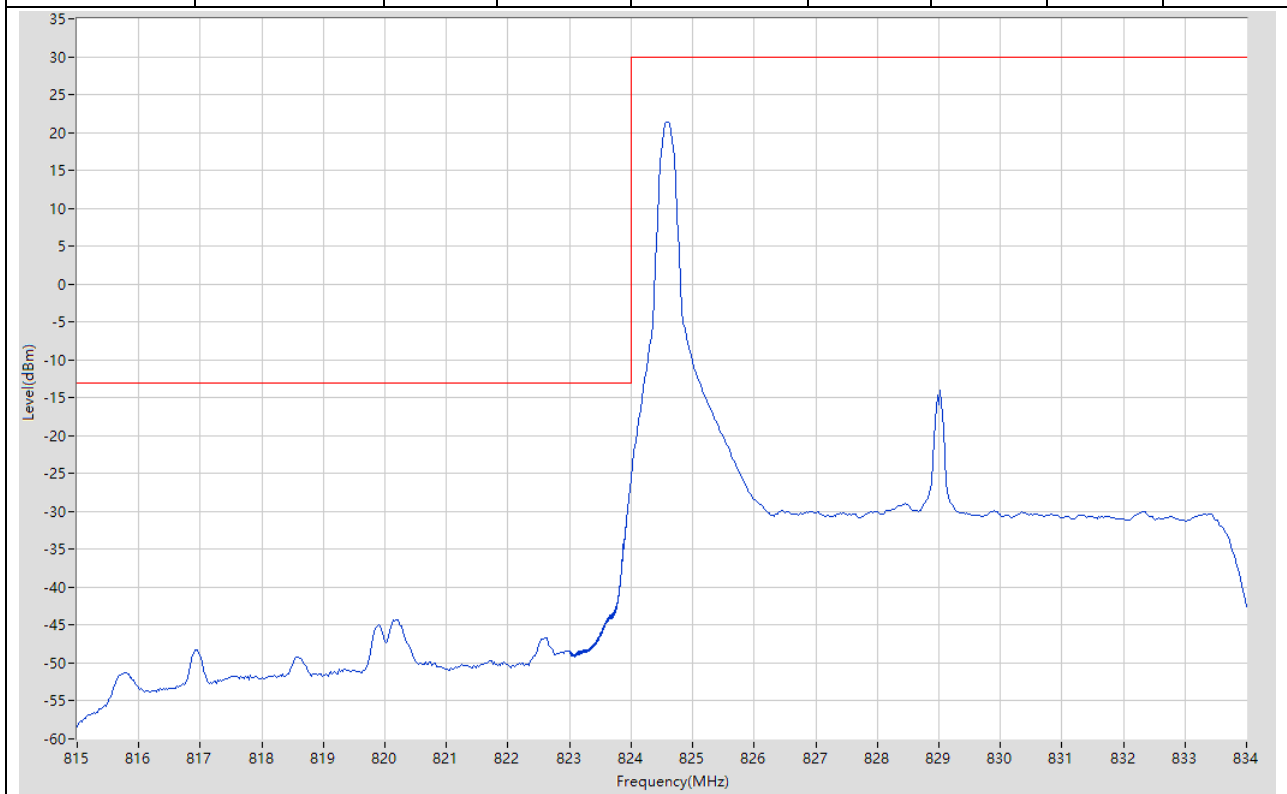
**3.27. LTE Band Edge\_Part22-24-27(NTNV)(Subtest:26, Channel:20450, Bandwidth:10, Modulation:QPSK, RB Number: 50, RB Position:LOW)**

Start Frequency (MHz)	Stop Frequency (MHz)	RBW (MHz)	Detector	Frequency (MHz)	Power (dBm)	Limit (dBm)	Verdict	Sweep Point
815	823	0.1	RMS	822.78	-34.09	-13	Pass	401
823	824	0.1	RMS	823.995	-32.15	-13	Pass	401
824	834	0.1	RMS	828.275	5.04	30	Pass	401



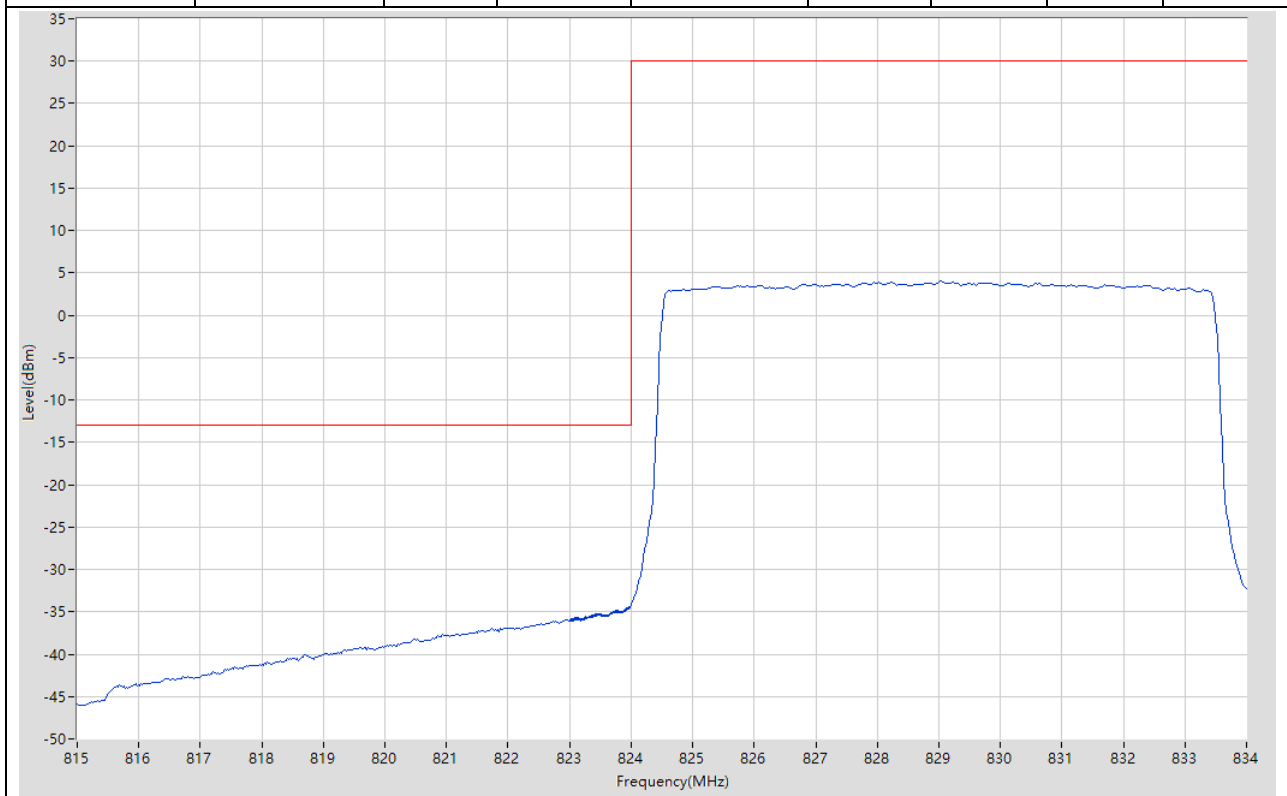
**3.28. LTE Band Edge\_Part22-24-27(NTNV)(Subtest:27, Channel:20450, Bandwidth:10, Modulation:Q16, RB Number: 1, RB Position:LOW)**

Start Frequency (MHz)	Stop Frequency (MHz)	RBW (MHz)	Detector	Frequency (MHz)	Power (dBm)	Limit (dBm)	Verdict	Sweep Point
815	823	0.1	RMS	820.2	-44.24	-13	Pass	401
823	824	0.1	RMS	823.998	-25.72	-13	Pass	401
824	834	0.1	RMS	824.6	21.4	30	Pass	401



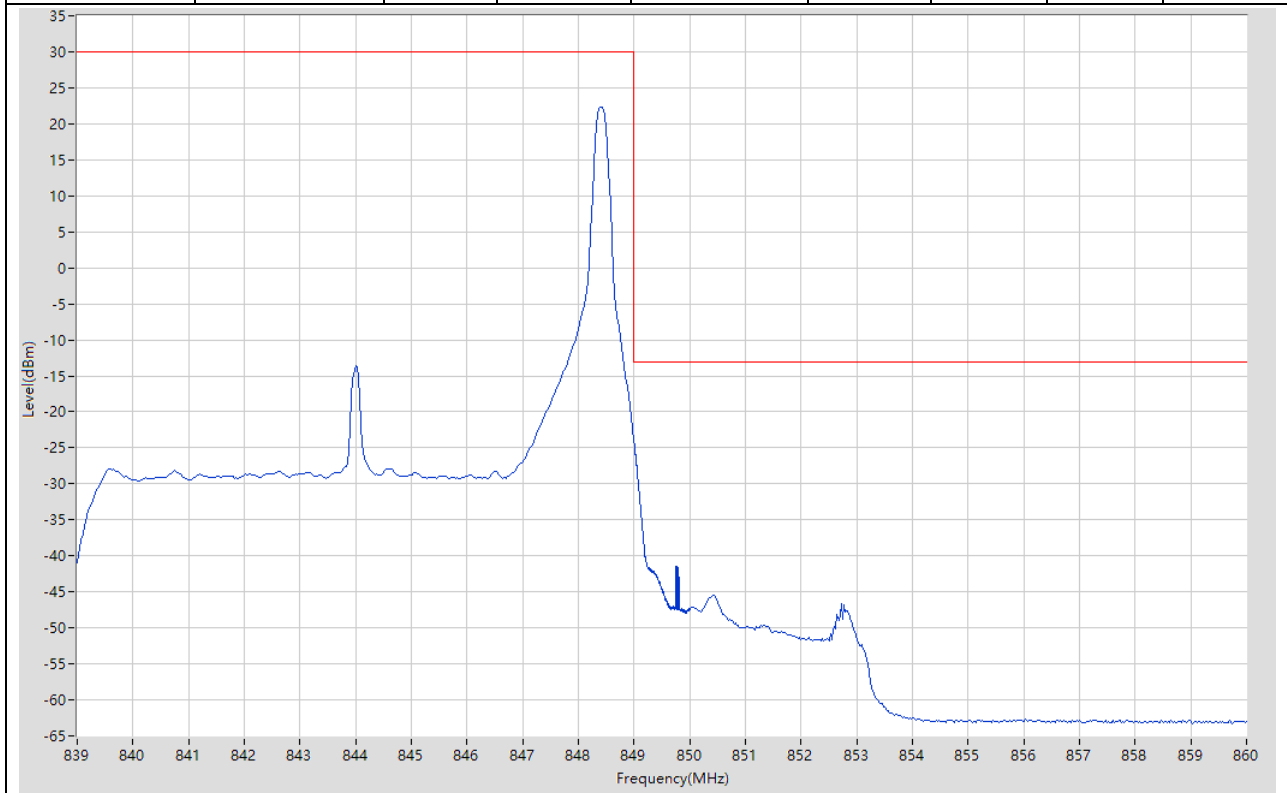
**3.29. LTE Band Edge\_Part22-24-27(NTNV)(Subtest:28, Channel:20450, Bandwidth:10, Modulation:Q16, RB Number: 50, RB Position:LOW)**

Start Frequency (MHz)	Stop Frequency (MHz)	RBW (MHz)	Detector	Frequency (MHz)	Power (dBm)	Limit (dBm)	Verdict	Sweep Point
815	823	0.1	RMS	822.94	-35.89	-13	Pass	401
823	824	0.1	RMS	824	-34.18	-13	Pass	401
824	834	0.1	RMS	829.025	4.06	30	Pass	401



**3.30. LTE Band Edge\_Part22-24-27(NTNV)(Subtest:29, Channel:20600, Bandwidth:10, Modulation:QPSK, RB Number: 1, RB Position:HIGH)**

Start Frequency (MHz)	Stop Frequency (MHz)	RBW (MHz)	Detector	Frequency (MHz)	Power (dBm)	Limit (dBm)	Verdict	Sweep Point
839	849	0.1	RMS	848.4	22.37	30	Pass	401
849	850	0.1	RMS	849.003	-24.2	-13	Pass	401
850	860	0.1	RMS	850.425	-45.49	-13	Pass	401



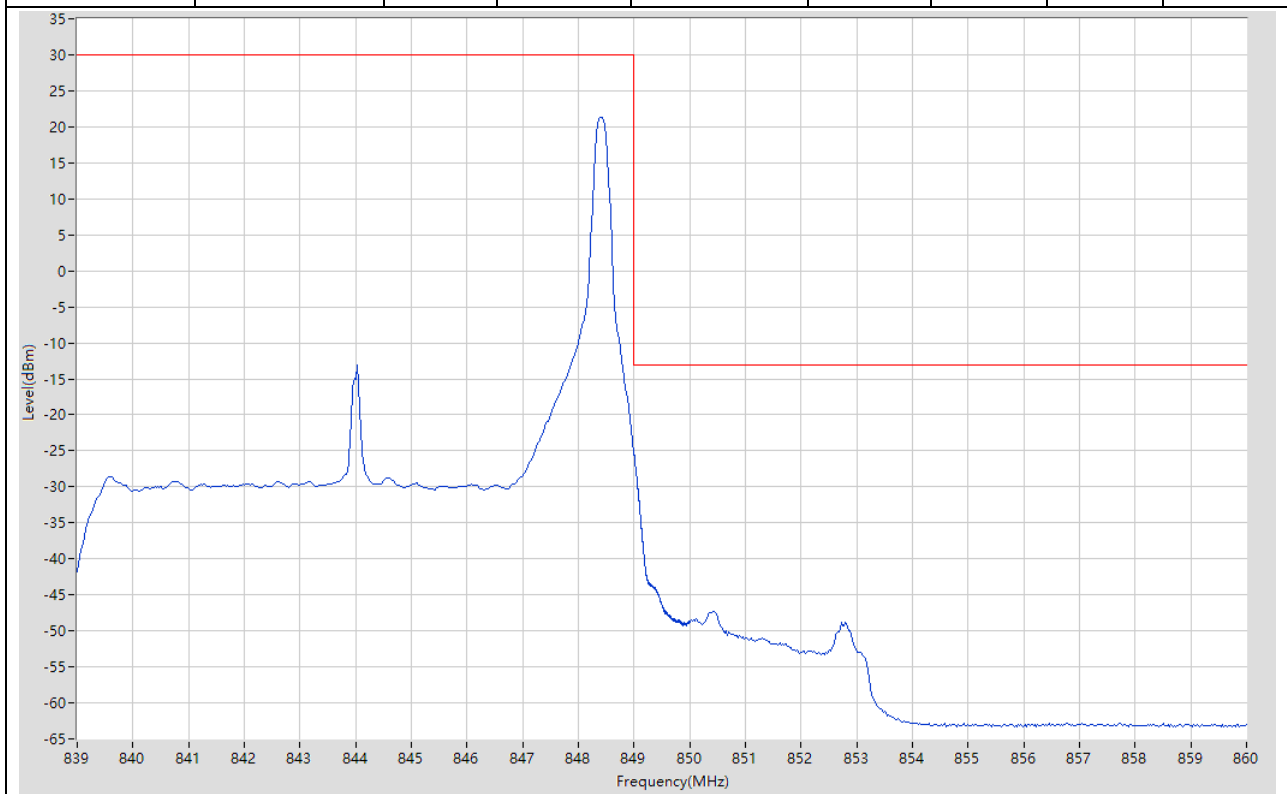
**3.31. LTE Band Edge\_Part22-24-27(NTNV)(Subtest:30, Channel:20600, Bandwidth:10, Modulation:QPSK, RB Number: 50, RB Position:HIGH)**

Start Frequency (MHz)	Stop Frequency (MHz)	RBW (MHz)	Detector	Frequency (MHz)	Power (dBm)	Limit (dBm)	Verdict	Sweep Point
839	849	0.1	RMS	842.85	5.09	30	Pass	401
849	850	0.1	RMS	849	-36.68	-13	Pass	401
850	860	0.1	RMS	850.05	-38.94	-13	Pass	401



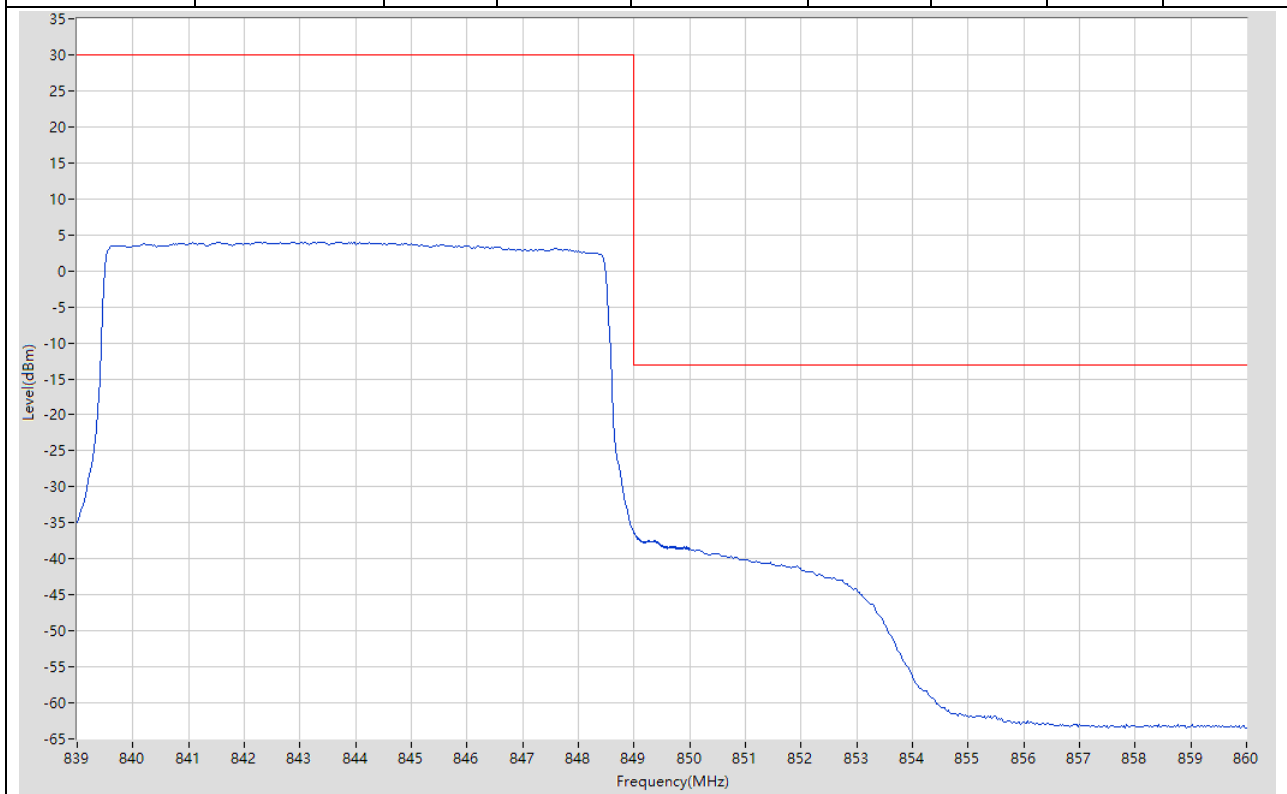
**3.32. LTE Band Edge\_Part22-24-27(NTNV)(Subtest:31, Channel:20600, Bandwidth:10, Modulation:Q16, RB Number: 1, RB Position:HIGH)**

Start Frequency (MHz)	Stop Frequency (MHz)	RBW (MHz)	Detector	Frequency (MHz)	Power (dBm)	Limit (dBm)	Verdict	Sweep Point
839	849	0.1	RMS	848.425	21.31	30	Pass	401
849	850	0.1	RMS	849	-25.25	-13	Pass	401
850	860	0.1	RMS	850.425	-47.32	-13	Pass	401



**3.33. LTE Band Edge\_Part22-24-27(NTNV)(Subtest:32, Channel:20600, Bandwidth:10, Modulation:Q16, RB Number: 50, RB Position:HIGH)**

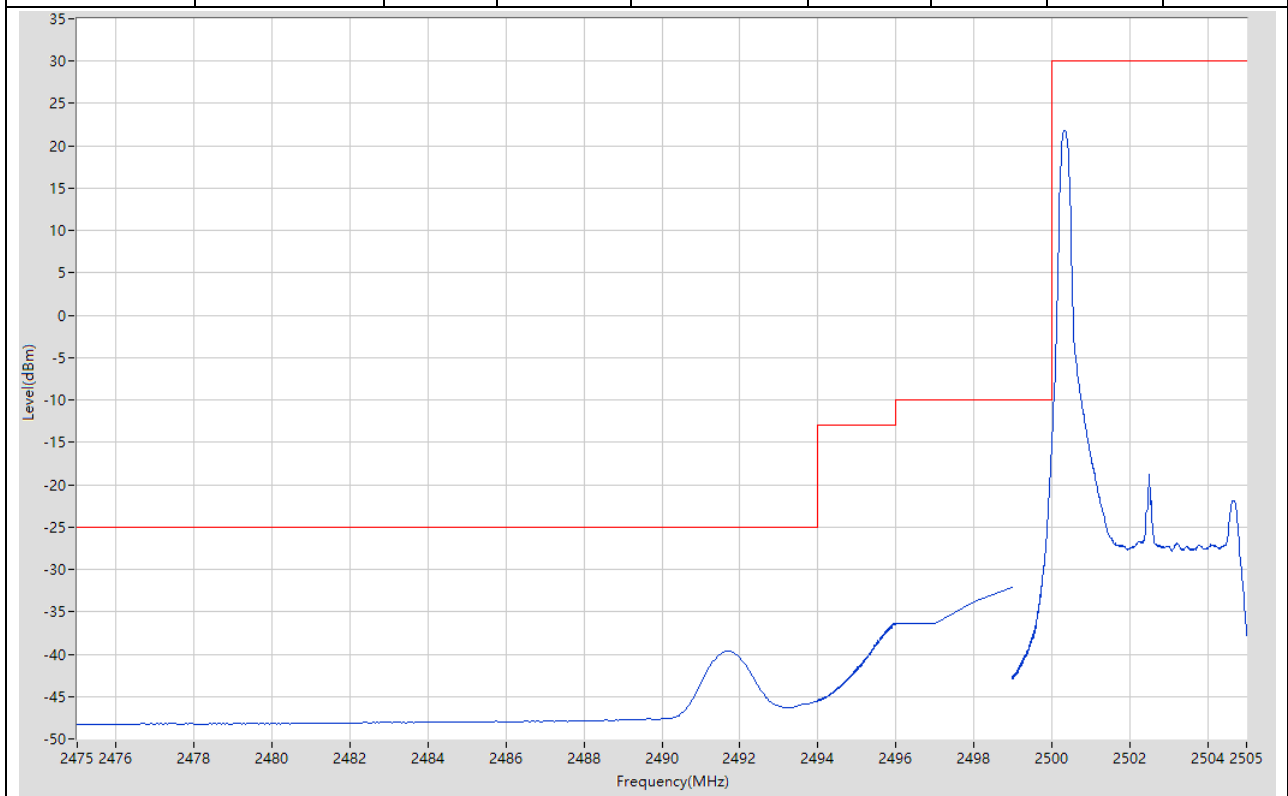
Start Frequency (MHz)	Stop Frequency (MHz)	RBW (MHz)	Detector	Frequency (MHz)	Power (dBm)	Limit (dBm)	Verdict	Sweep Point
839	849	0.1	RMS	843.65	3.99	30	Pass	401
849	850	0.1	RMS	849.003	-36.34	-13	Pass	401
850	860	0.1	RMS	850	-38.67	-13	Pass	401



## 4. LTE\_Band7

### 4.1. LTE Band Edge\_Part22-24-27(NTNV)(Subtest:1, Channel:20775, Bandwidth:5, Modulation:QPSK, RB Number: 1, RB Position:LOW)

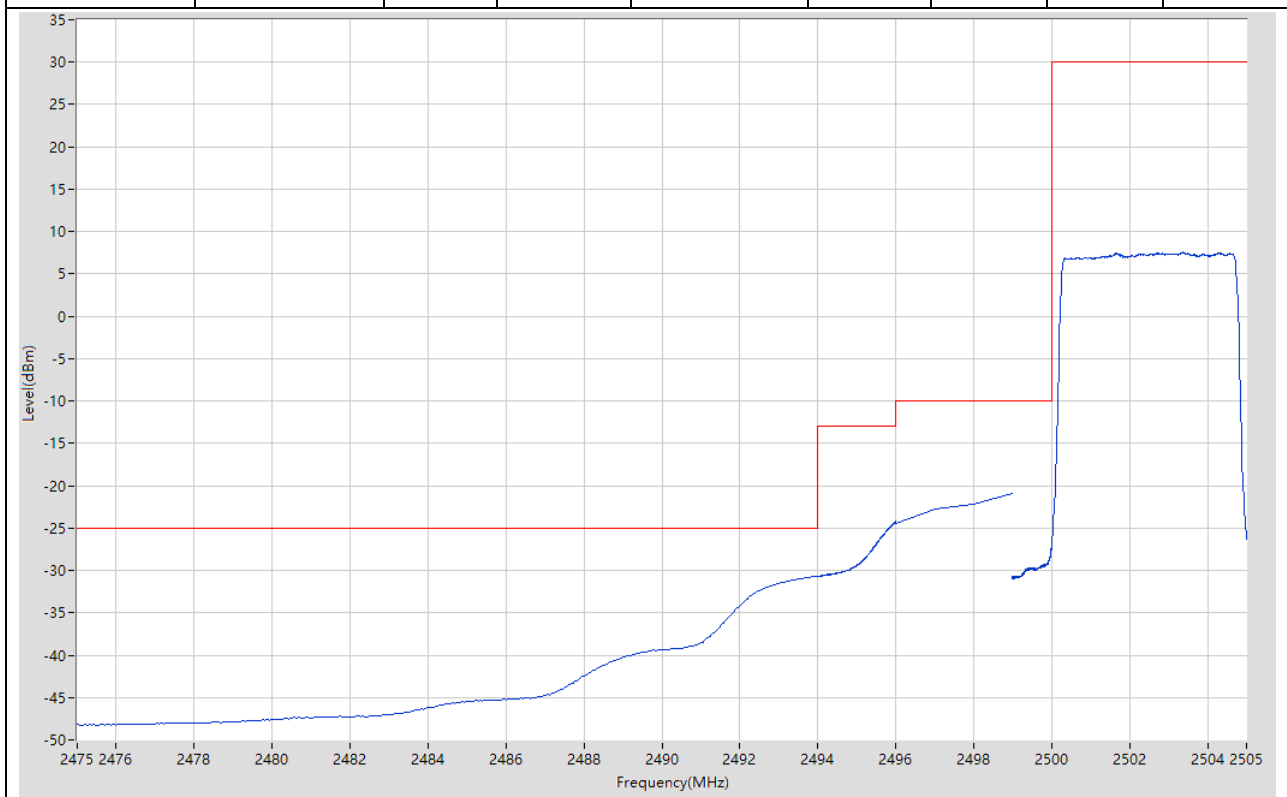
Start Frequency (MHz)	Stop Frequency (MHz)	RBW (MHz)	Detector	Frequency (MHz)	Power (dBm)	Limit (dBm)	Verdict	Sweep Point
2475	2494	1	RMS	2491.72	-39.62	-25	Pass	401
2494	2496	1	RMS	2495.96	-36.33	-13	Pass	401
2496	2499	1	RMS	2499	-32.11	-10	Pass	4
2499	2500	0.1	RMS	2500	-15.41	-10	Pass	401
2500	2505	0.1	RMS	2500.325	21.84	30	Pass	401





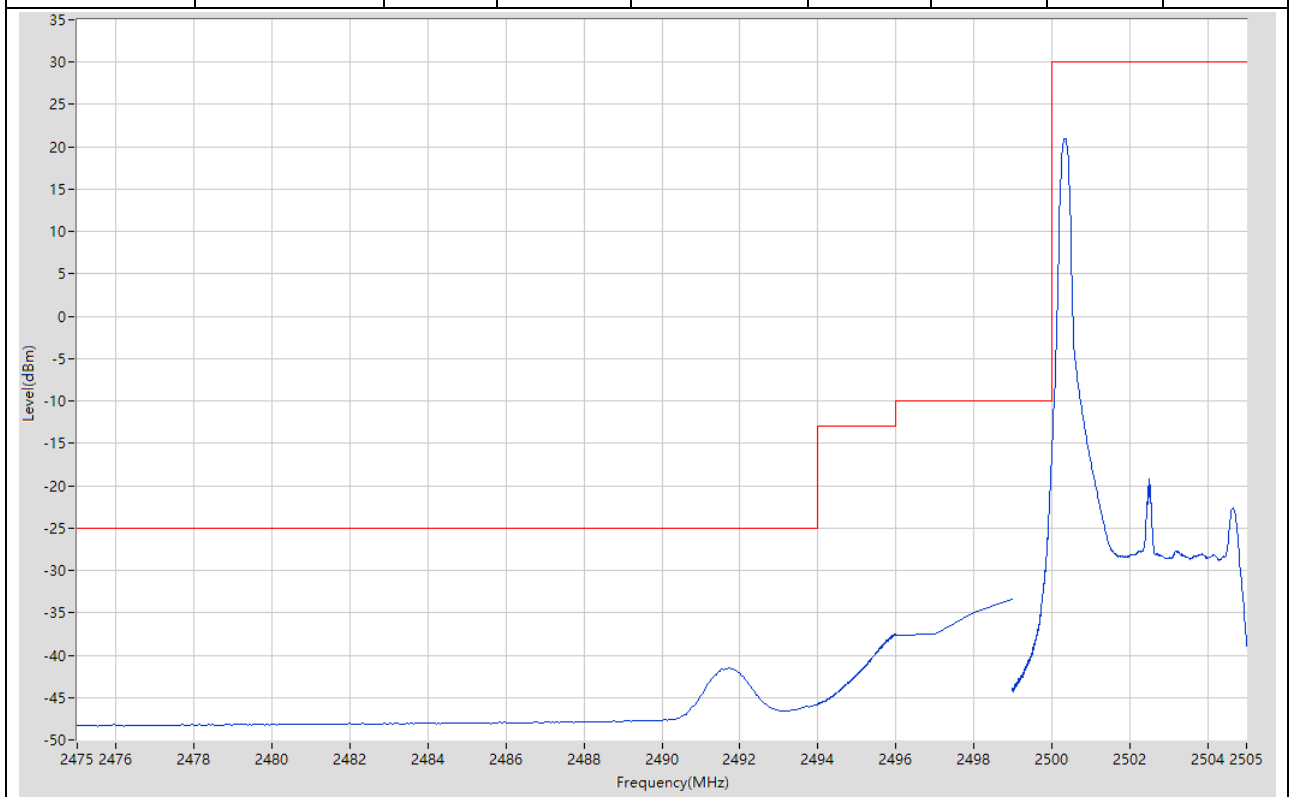
**4.2. LTE Band Edge\_Part22-24-27(NTNV)(Subtest:2, Channel:20775, Bandwidth:5, Modulation:QPSK, RB Number: 25, RB Position:LOW)**

Start Frequency (MHz)	Stop Frequency (MHz)	RBW (MHz)	Detector	Frequency (MHz)	Power (dBm)	Limit (dBm)	Verdict	Sweep Point
2475	2494	1	RMS	2494	-30.69	-25	Pass	401
2494	2496	1	RMS	2496	-24.24	-13	Pass	401
2496	2499	1	RMS	2499	-20.92	-10	Pass	4
2499	2500	0.1	RMS	2499.998	-26.9	-10	Pass	401
2500	2505	0.1	RMS	2503.375	7.55	30	Pass	401



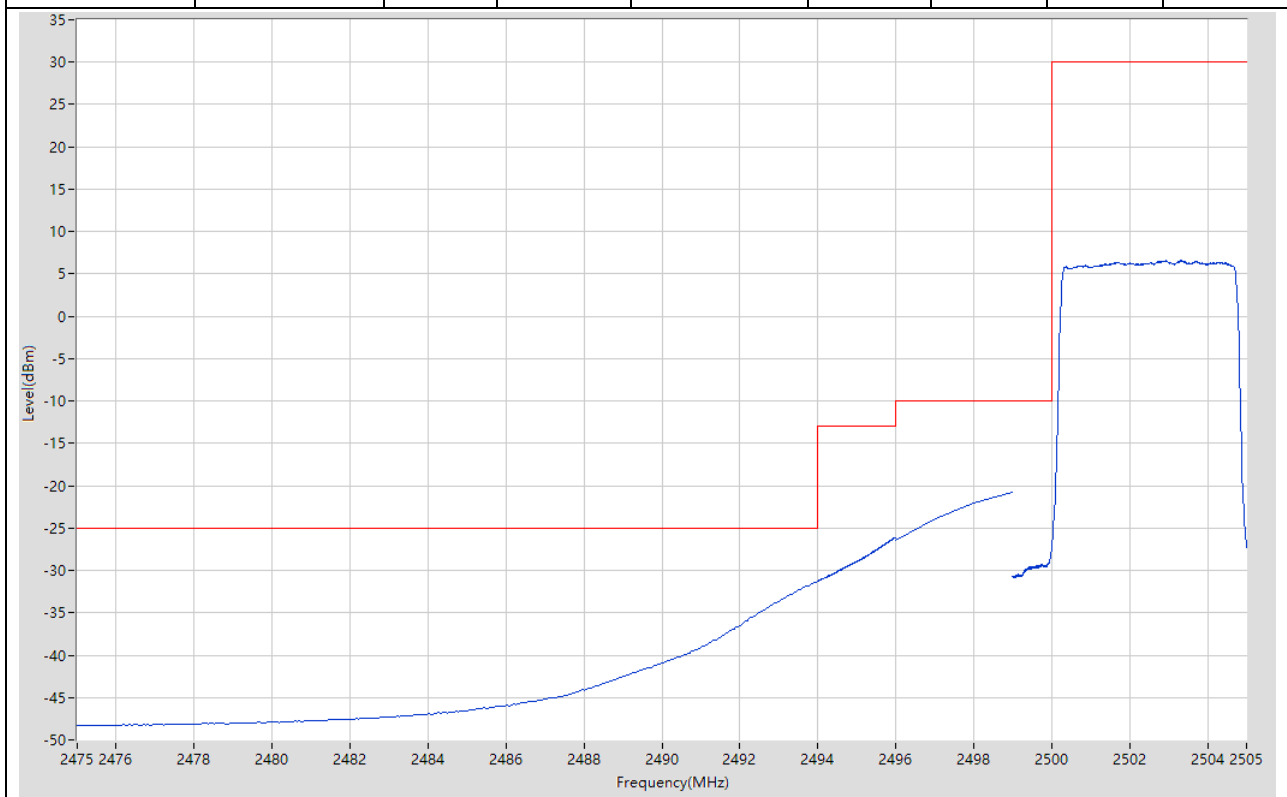
**4.3. LTE Band Edge\_Part22-24-27(NTNV)(Subtest:3, Channel:20775, Bandwidth:5, Modulation:Q16, RB Number: 1, RB Position:LOW)**

Start Frequency (MHz)	Stop Frequency (MHz)	RBW (MHz)	Detector	Frequency (MHz)	Power (dBm)	Limit (dBm)	Verdict	Sweep Point
2475	2494	1	RMS	2491.72	-41.48	-25	Pass	401
2494	2496	1	RMS	2495.955	-37.48	-13	Pass	401
2496	2499	1	RMS	2499	-33.46	-10	Pass	4
2499	2500	0.1	RMS	2500	-16.39	-10	Pass	401
2500	2505	0.1	RMS	2500.338	20.98	30	Pass	401



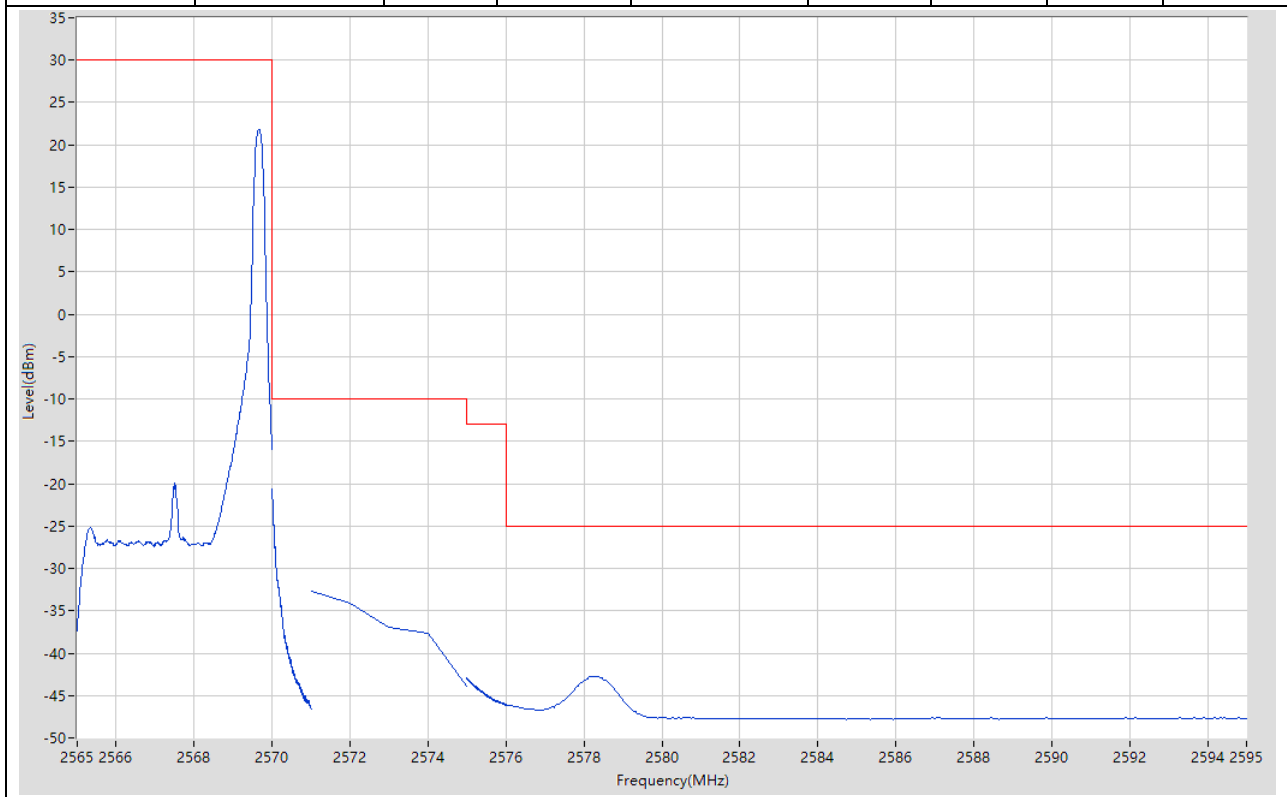
**4.4. LTE Band Edge\_Part22-24-27(NTNV)(Subtest:4, Channel:20775, Bandwidth:5, Modulation:Q16, RB Number: 25, RB Position:LOW)**

Start Frequency (MHz)	Stop Frequency (MHz)	RBW (MHz)	Detector	Frequency (MHz)	Power (dBm)	Limit (dBm)	Verdict	Sweep Point
2475	2494	1	RMS	2494	-31.21	-25	Pass	401
2494	2496	1	RMS	2496	-26.1	-13	Pass	401
2496	2499	1	RMS	2499	-20.73	-10	Pass	4
2499	2500	0.1	RMS	2500	-27.29	-10	Pass	401
2500	2505	0.1	RMS	2503.325	6.59	30	Pass	401



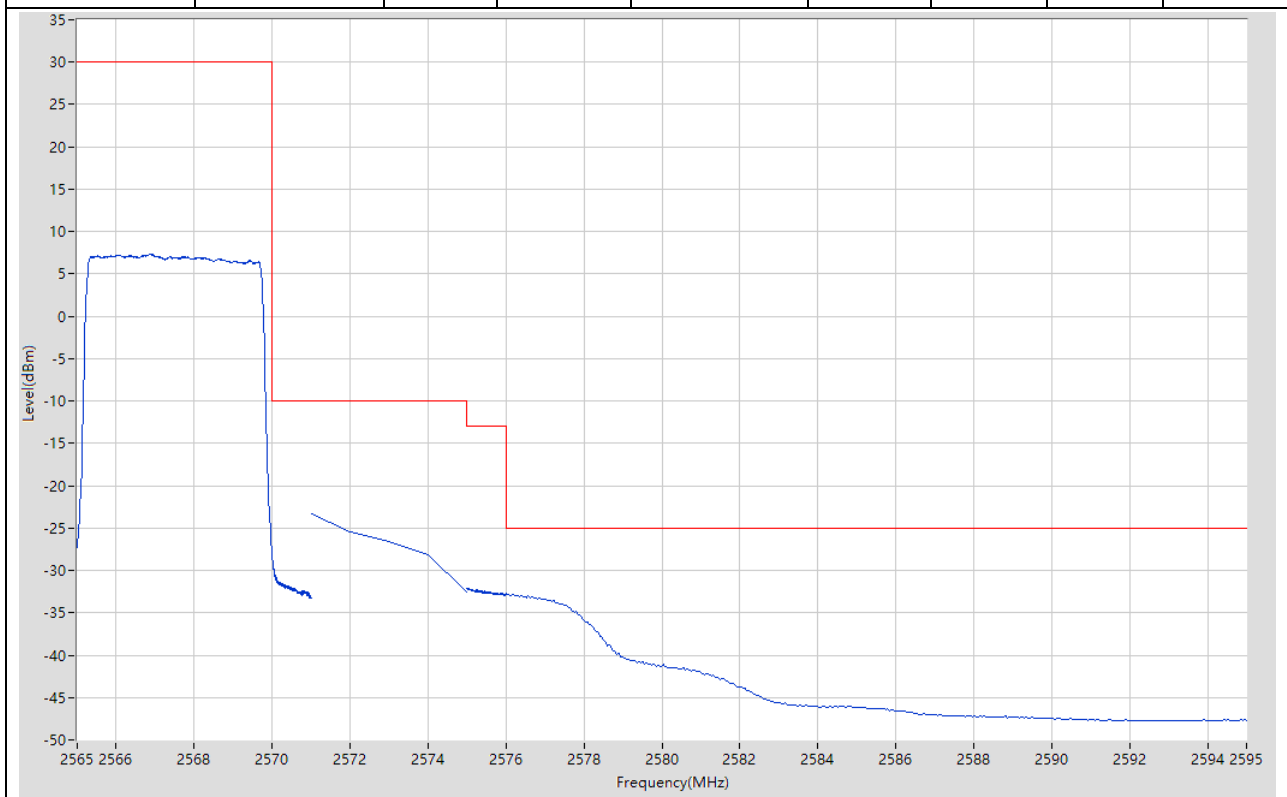
**4.5. LTE Band Edge\_Part22-24-27(NTNV)(Subtest:5, Channel:21425, Bandwidth:5, Modulation:QPSK, RB Number: 1, RB Position:HIGH)**

Start Frequency (MHz)	Stop Frequency (MHz)	RBW (MHz)	Detector	Frequency (MHz)	Power (dBm)	Limit (dBm)	Verdict	Sweep Point
2565	2570	0.1	RMS	2569.663	21.87	30	Pass	401
2570	2571	0.051	RMS	2570	-20.67	-10	Pass	401
2571	2575	1	RMS	2571	-32.73	-10	Pass	5
2575	2576	1	RMS	2575.005	-42.98	-13	Pass	401
2576	2595	1	RMS	2578.328	-42.77	-25	Pass	401



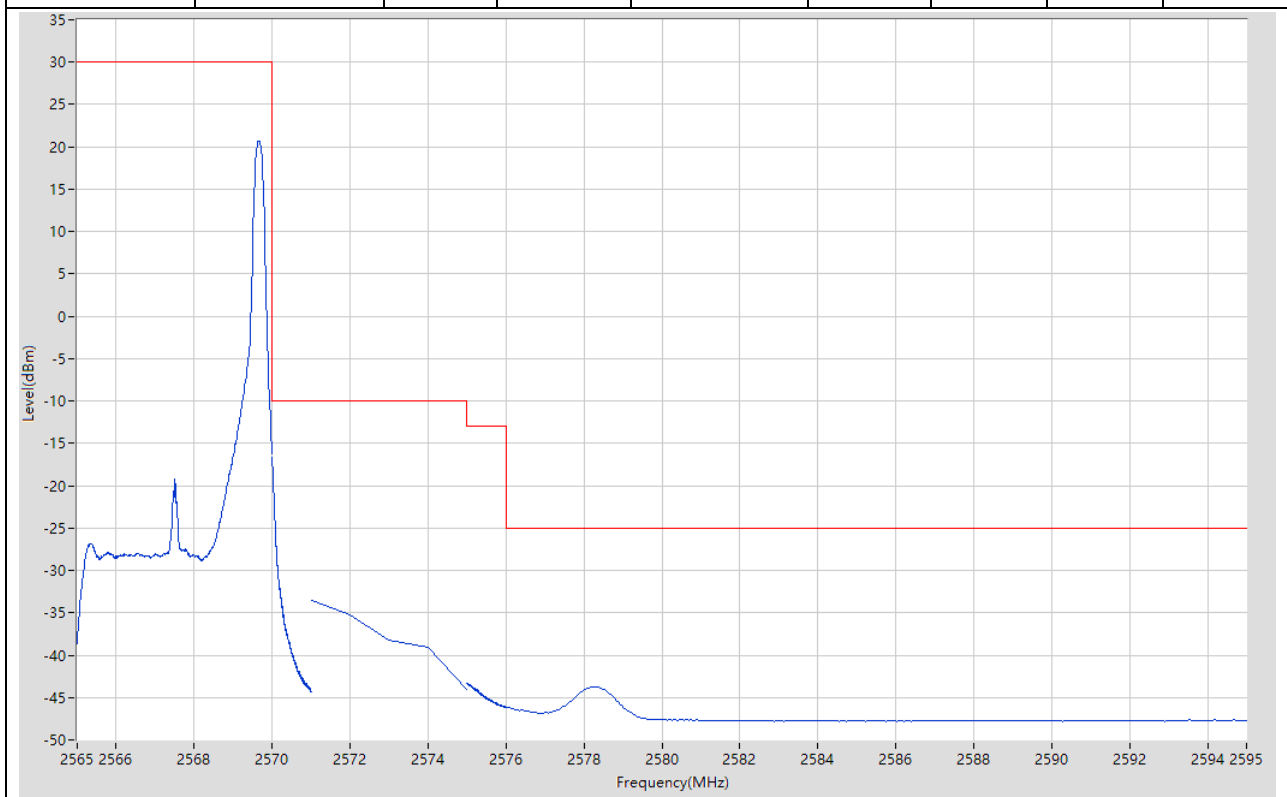
**4.6. LTE Band Edge\_Part22-24-27(NTNV)(Subtest:6, Channel:21425, Bandwidth:5, Modulation:QPSK, RB Number: 25, RB Position:HIGH)**

Start Frequency (MHz)	Stop Frequency (MHz)	RBW (MHz)	Detector	Frequency (MHz)	Power (dBm)	Limit (dBm)	Verdict	Sweep Point
2565	2570	0.1	RMS	2566.888	7.34	30	Pass	401
2570	2571	0.1	RMS	2570	-28.07	-10	Pass	401
2571	2575	1	RMS	2571	-23.35	-10	Pass	5
2575	2576	1	RMS	2575.025	-32.09	-13	Pass	401
2576	2595	1	RMS	2576	-32.68	-25	Pass	401



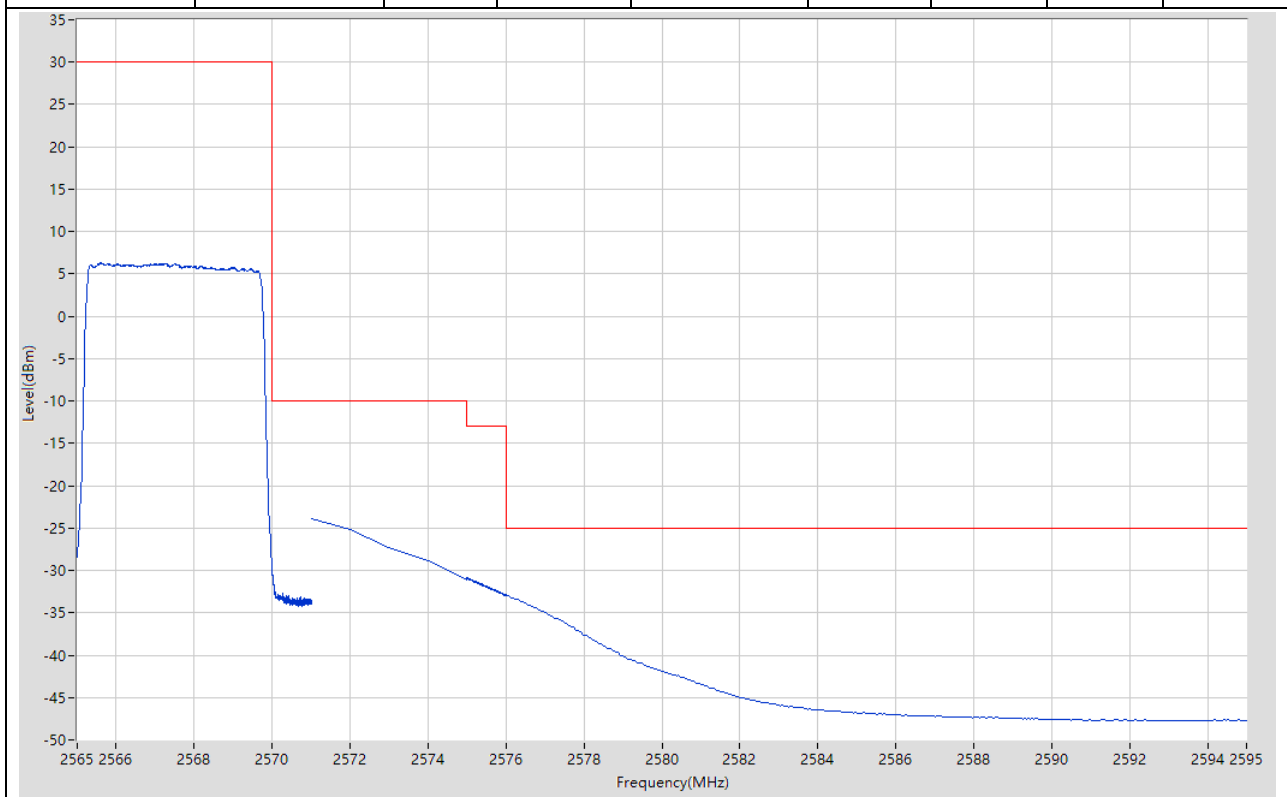
**4.7. LTE Band Edge\_Part22-24-27(NTNV)(Subtest:7, Channel:21425, Bandwidth:5, Modulation:Q16, RB Number: 1, RB Position:HIGH)**

Start Frequency (MHz)	Stop Frequency (MHz)	RBW (MHz)	Detector	Frequency (MHz)	Power (dBm)	Limit (dBm)	Verdict	Sweep Point
2565	2570	0.1	RMS	2569.65	20.74	30	Pass	401
2570	2571	0.1	RMS	2570	-16.62	-10	Pass	401
2571	2575	1	RMS	2571	-33.56	-10	Pass	5
2575	2576	1	RMS	2575.003	-43.28	-13	Pass	401
2576	2595	1	RMS	2578.233	-43.73	-25	Pass	401



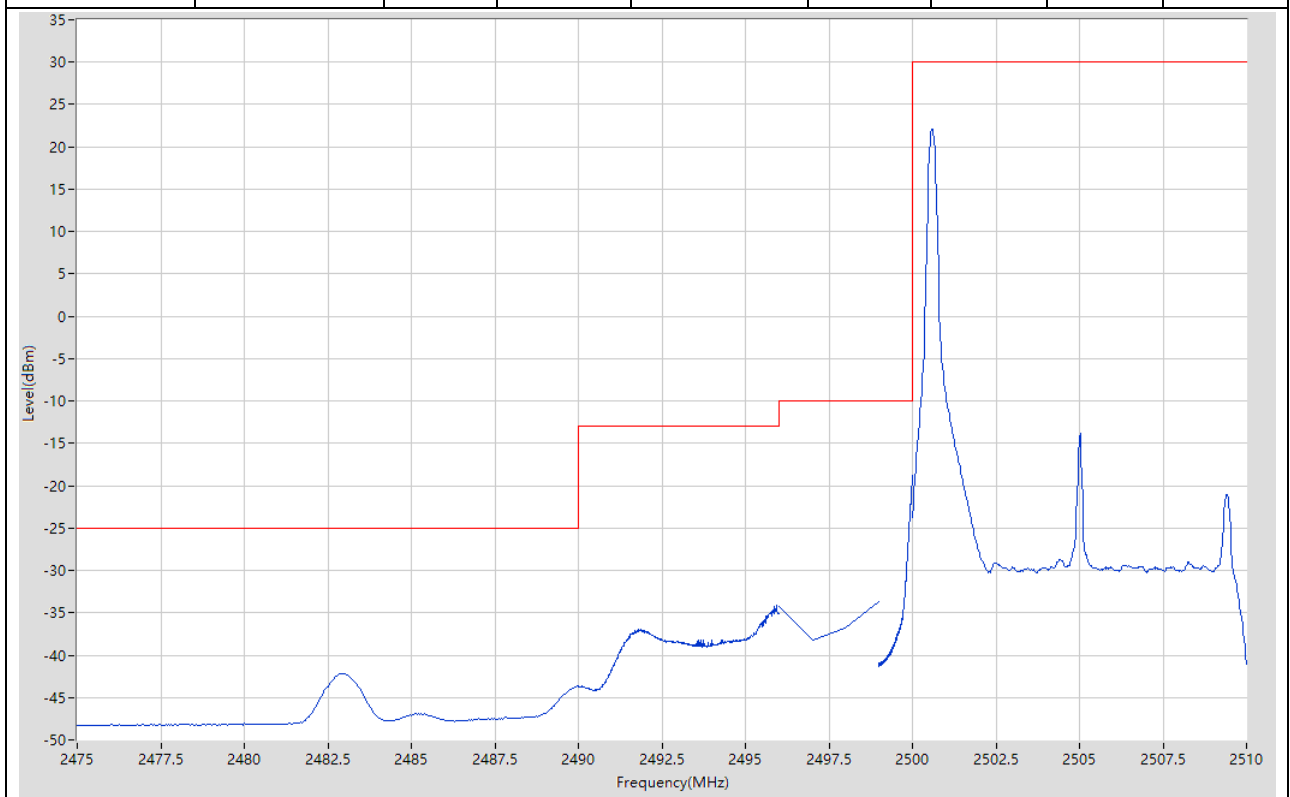
**4.8. LTE Band Edge\_Part22-24-27(NTNV)(Subtest:8, Channel:21425, Bandwidth:5, Modulation:Q16, RB Number: 25, RB Position:HIGH)**

Start Frequency (MHz)	Stop Frequency (MHz)	RBW (MHz)	Detector	Frequency (MHz)	Power (dBm)	Limit (dBm)	Verdict	Sweep Point
2565	2570	0.1	RMS	2565.613	6.32	30	Pass	401
2570	2571	0.1	RMS	2570.003	-29.67	-10	Pass	401
2571	2575	1	RMS	2571	-23.91	-10	Pass	5
2575	2576	1	RMS	2575.008	-30.87	-13	Pass	401
2576	2595	1	RMS	2576	-32.88	-25	Pass	401



**4.9. LTE Band Edge\_Part22-24-27(NTNV)(Subtest:9, Channel:20800, Bandwidth:10, Modulation:QPSK, RB Number: 1, RB Position:LOW)**

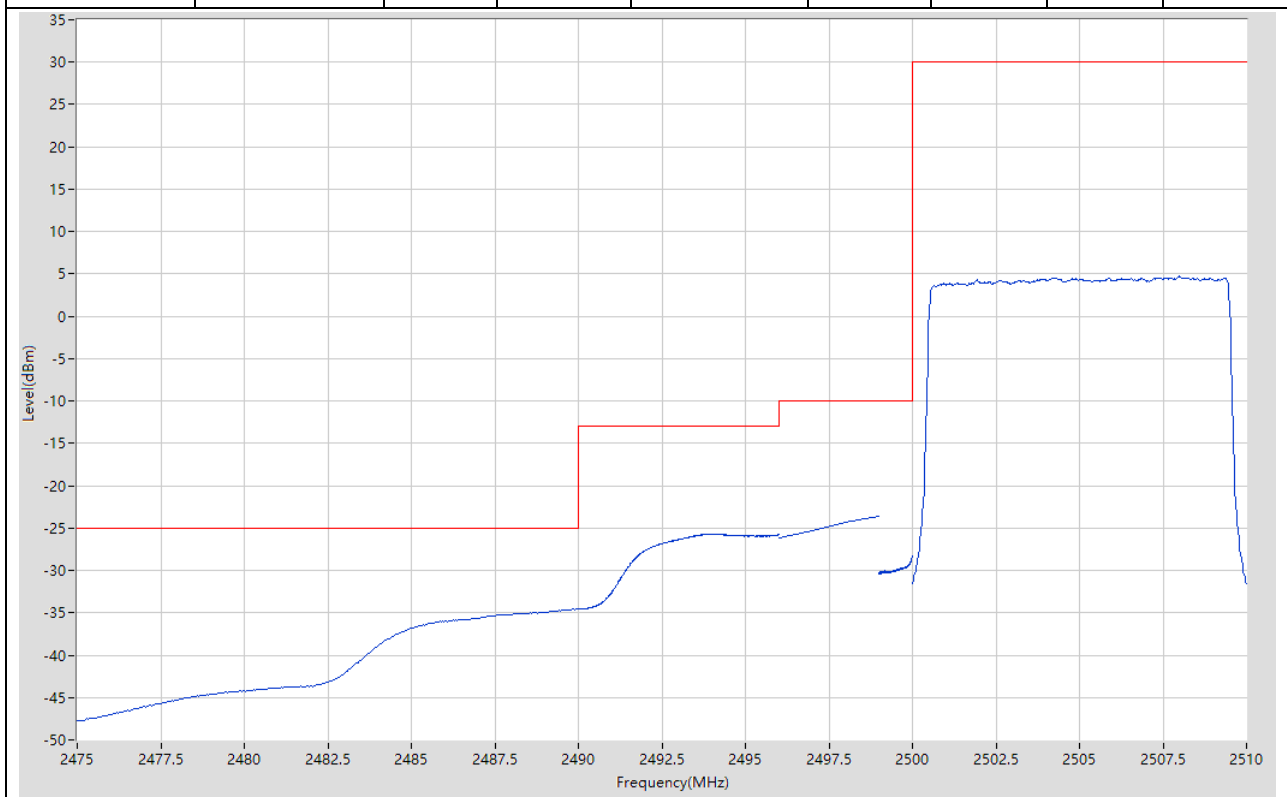
Start Frequency (MHz)	Stop Frequency (MHz)	RBW (MHz)	Detector	Frequency (MHz)	Power (dBm)	Limit (dBm)	Verdict	Sweep Point
2475	2490	1	RMS	2483.025	-42.17	-25	Pass	401
2490	2496	1	RMS	2495.925	-34.09	-13	Pass	401
2496	2499	1	RMS	2499	-33.65	-10	Pass	4
2499	2500	0.2	RMS	2500	-18.83	-10	Pass	401
2500	2510	0.1	RMS	2500.575	22.12	30	Pass	401





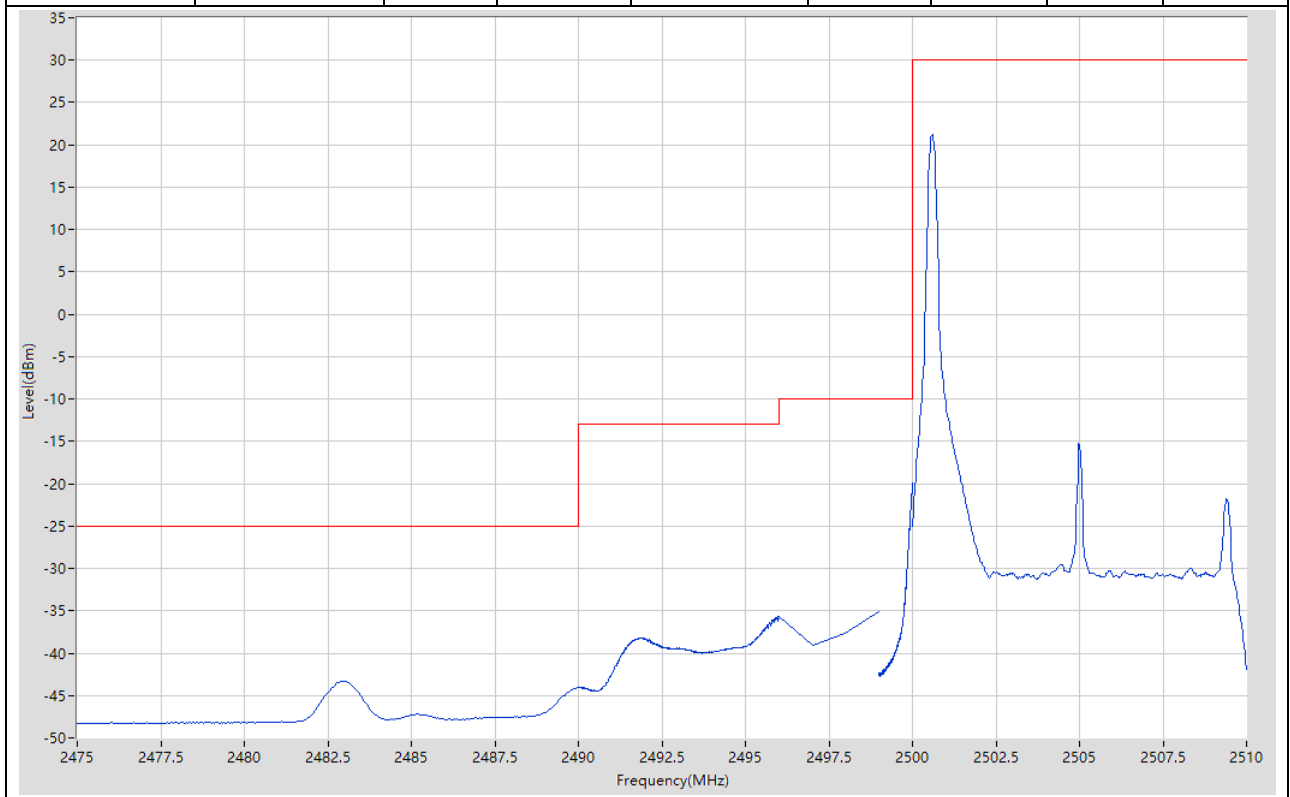
**4.10. LTE Band Edge\_Part22-24-27(NTNV)(Subtest:10, Channel:20800, Bandwidth:10, Modulation:QPSK, RB Number: 50, RB Position:LOW)**

Start Frequency (MHz)	Stop Frequency (MHz)	RBW (MHz)	Detector	Frequency (MHz)	Power (dBm)	Limit (dBm)	Verdict	Sweep Point
2475	2490	1	RMS	2489.963	-34.51	-25	Pass	401
2490	2496	1	RMS	2494.02	-25.67	-13	Pass	401
2496	2499	1	RMS	2499	-23.55	-10	Pass	4
2499	2500	0.2	RMS	2499.998	-28.32	-10	Pass	401
2500	2510	0.1	RMS	2508	4.78	30	Pass	401



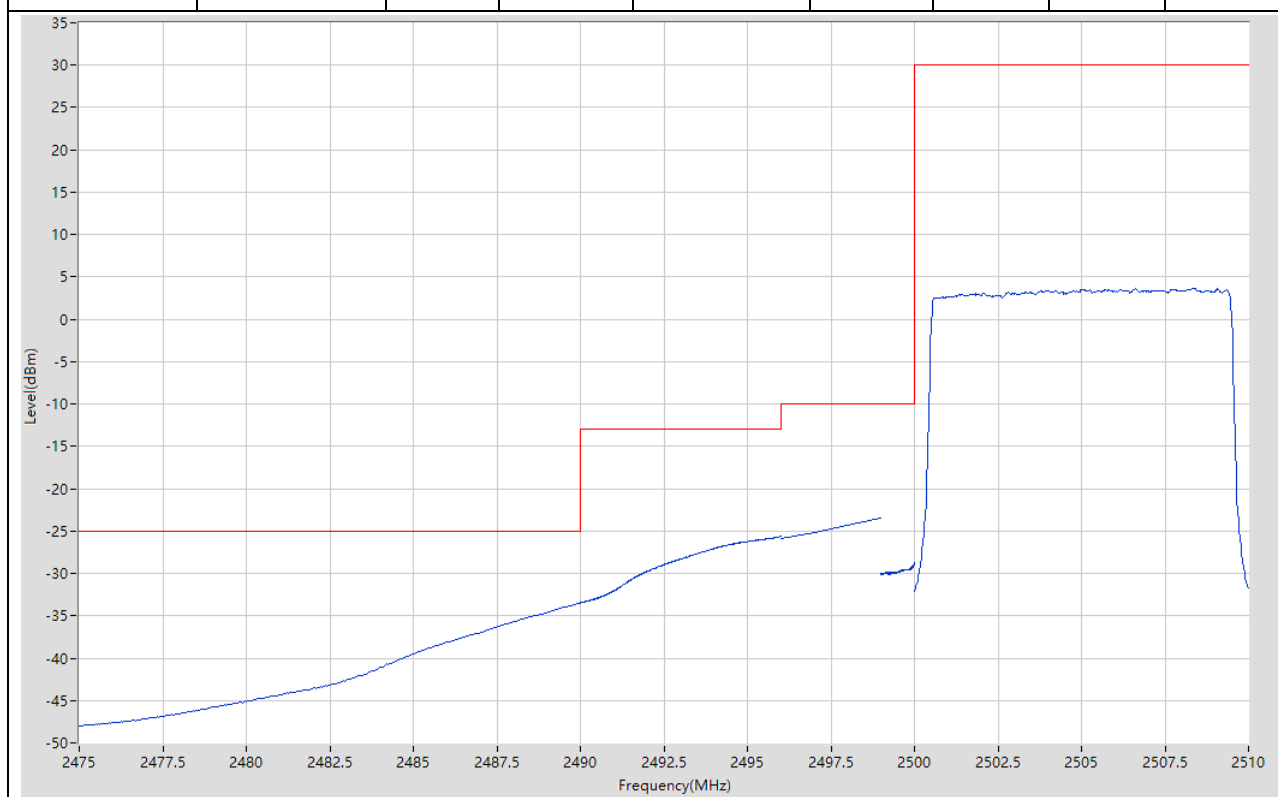
**4.11. LTE Band Edge\_Part22-24-27(NTNV)(Subtest:11, Channel:20800, Bandwidth:10, Modulation:Q16, RB Number: 1, RB Position:LOW)**

Start Frequency (MHz)	Stop Frequency (MHz)	RBW (MHz)	Detector	Frequency (MHz)	Power (dBm)	Limit (dBm)	Verdict	Sweep Point
2475	2490	1	RMS	2482.913	-43.29	-25	Pass	401
2490	2496	1	RMS	2495.955	-35.71	-13	Pass	401
2496	2499	1	RMS	2499	-35.1	-10	Pass	4
2499	2500	0.2	RMS	2500	-19.91	-10	Pass	401
2500	2510	0.1	RMS	2500.6	21.19	30	Pass	401



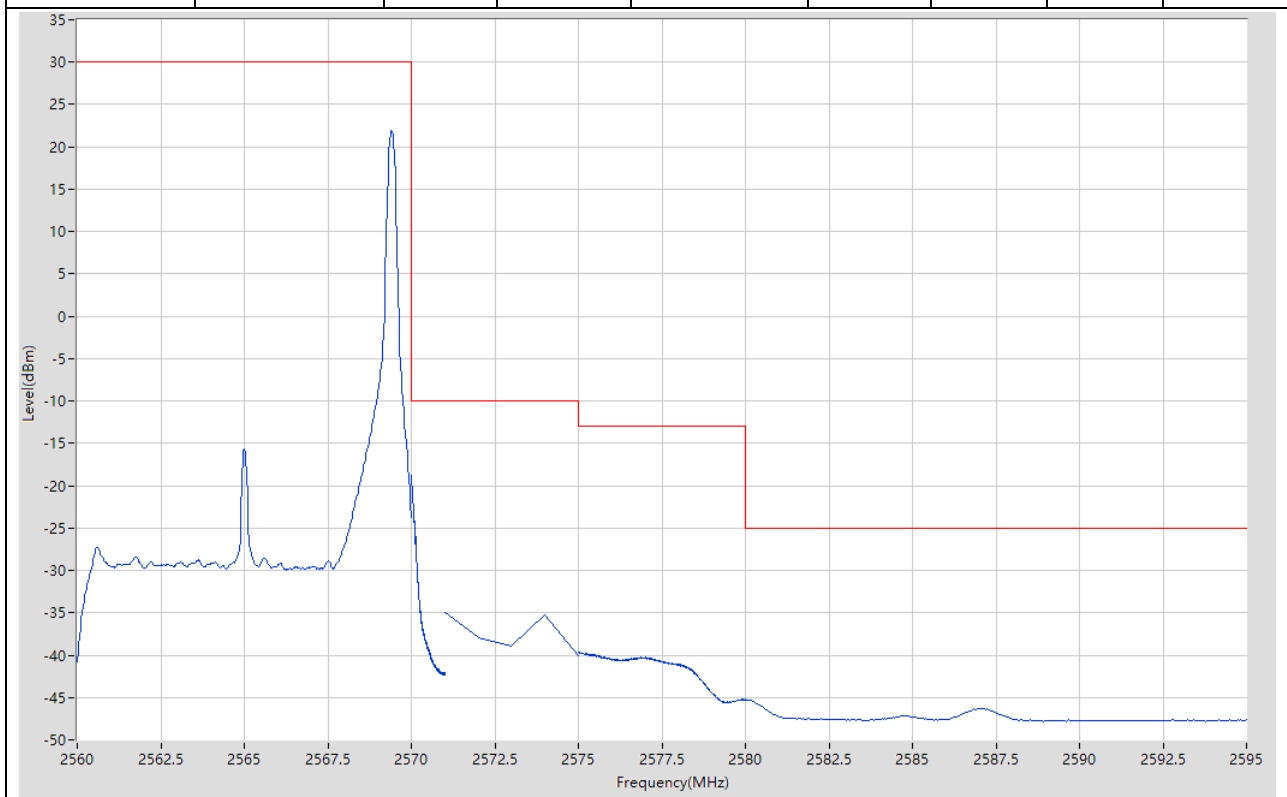
**4.12. LTE Band Edge\_Part22-24-27(NTNV)(Subtest:12, Channel:20800, Bandwidth:10, Modulation:Q16, RB Number: 50, RB Position:LOW)**

Start Frequency (MHz)	Stop Frequency (MHz)	RBW (MHz)	Detector	Frequency (MHz)	Power (dBm)	Limit (dBm)	Verdict	Sweep Point
2475	2490	1	RMS	2489.963	-33.49	-25	Pass	401
2490	2496	1	RMS	2496	-25.61	-13	Pass	401
2496	2499	1	RMS	2499	-23.44	-10	Pass	4
2499	2500	0.2	RMS	2500	-28.74	-10	Pass	401
2500	2510	0.1	RMS	2508.4	3.61	30	Pass	401



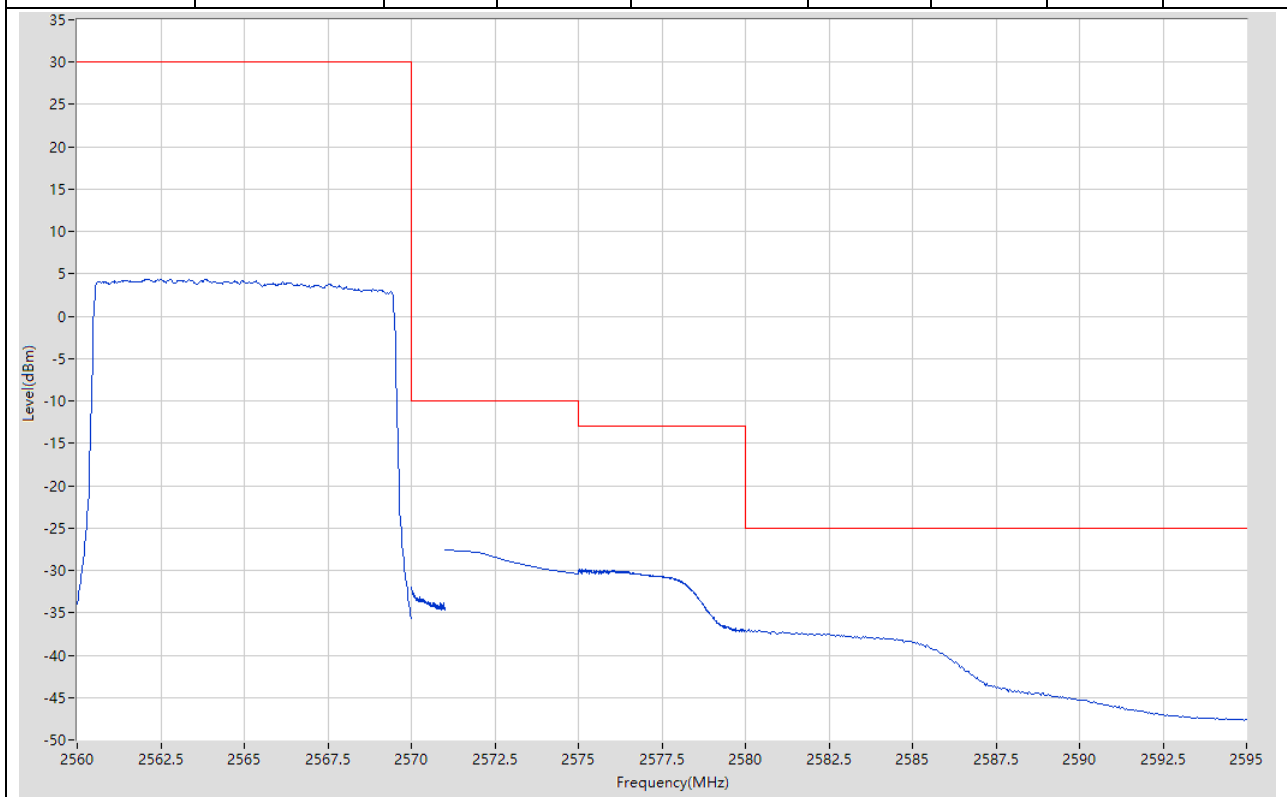
**4.13. LTE Band Edge\_Part22-24-27(NTNV)(Subtest:13, Channel:21400, Bandwidth:10, Modulation:QPSK, RB Number: 1, RB Position:HIGH)**

Start Frequency (MHz)	Stop Frequency (MHz)	RBW (MHz)	Detector	Frequency (MHz)	Power (dBm)	Limit (dBm)	Verdict	Sweep Point
2560	2570	0.1	RMS	2569.4	21.88	30	Pass	401
2570	2571	0.2	RMS	2570	-18.8	-10	Pass	401
2571	2575	1	RMS	2571	-35.01	-10	Pass	5
2575	2580	1	RMS	2575.013	-39.63	-13	Pass	401
2580	2595	1	RMS	2580	-45.18	-25	Pass	401



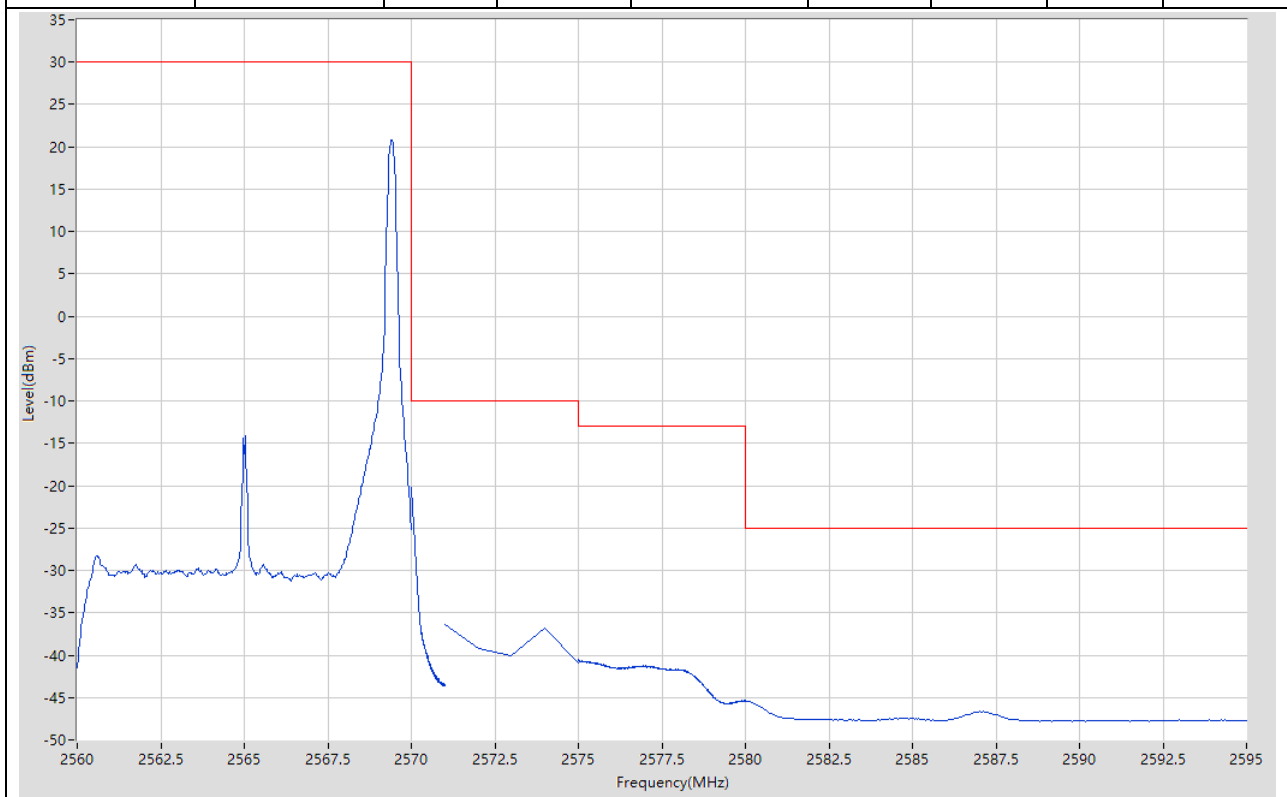
**4.14. LTE Band Edge\_Part22-24-27(NTNV)(Subtest:14, Channel:21400, Bandwidth:10, Modulation:QPSK, RB Number: 50, RB Position:HIGH)**

Start Frequency (MHz)	Stop Frequency (MHz)	RBW (MHz)	Detector	Frequency (MHz)	Power (dBm)	Limit (dBm)	Verdict	Sweep Point
2560	2570	0.1	RMS	2562.125	4.39	30	Pass	401
2570	2571	0.2	RMS	2570	-31.91	-10	Pass	401
2571	2575	1	RMS	2571	-27.56	-10	Pass	5
2575	2580	1	RMS	2575.038	-29.86	-13	Pass	401
2580	2595	1	RMS	2580.113	-36.98	-25	Pass	401



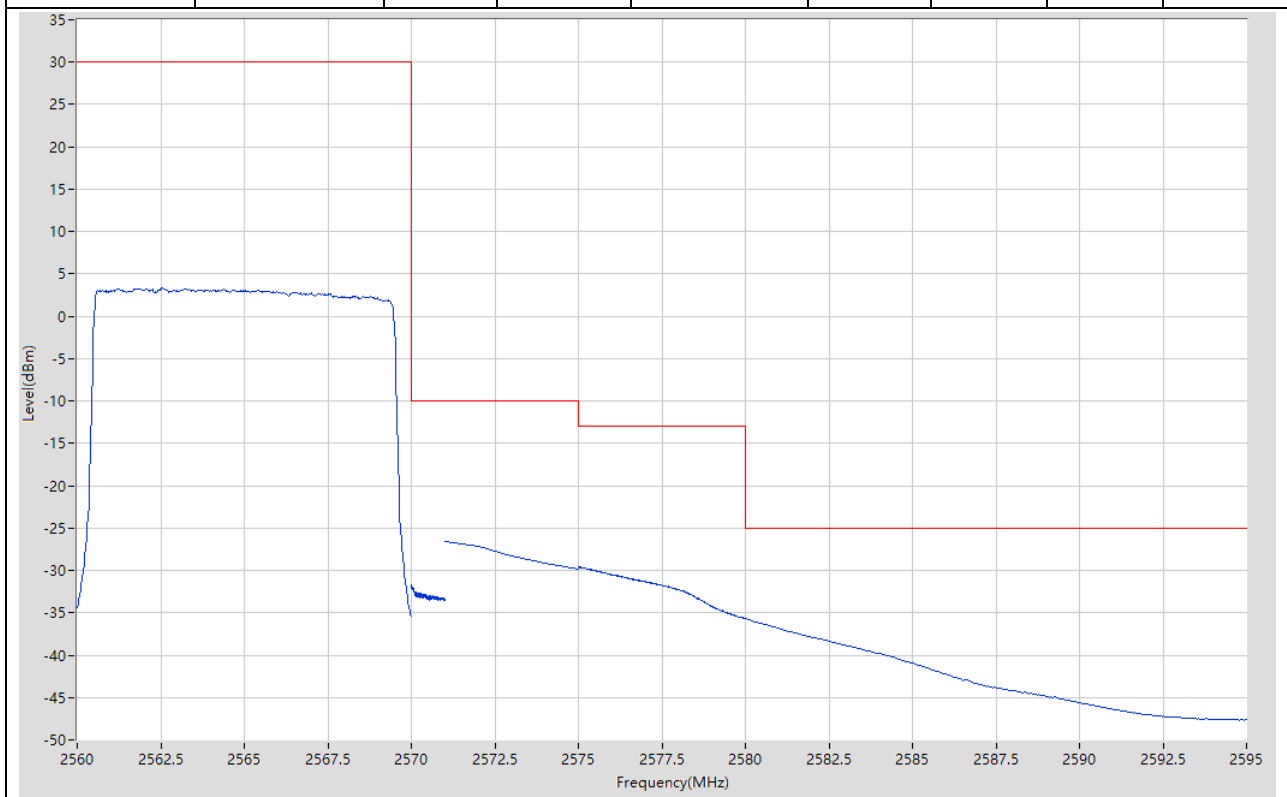
**4.15. LTE Band Edge\_Part22-24-27(NTNV)(Subtest:15, Channel:21400, Bandwidth:10, Modulation:Q16, RB Number: 1, RB Position:HIGH)**

Start Frequency (MHz)	Stop Frequency (MHz)	RBW (MHz)	Detector	Frequency (MHz)	Power (dBm)	Limit (dBm)	Verdict	Sweep Point
2560	2570	0.1	RMS	2569.4	20.86	30	Pass	401
2570	2571	0.2	RMS	2570	-20.26	-10	Pass	401
2571	2575	1	RMS	2571	-36.32	-10	Pass	5
2575	2580	1	RMS	2575	-40.56	-13	Pass	401
2580	2595	1	RMS	2580	-45.33	-25	Pass	401



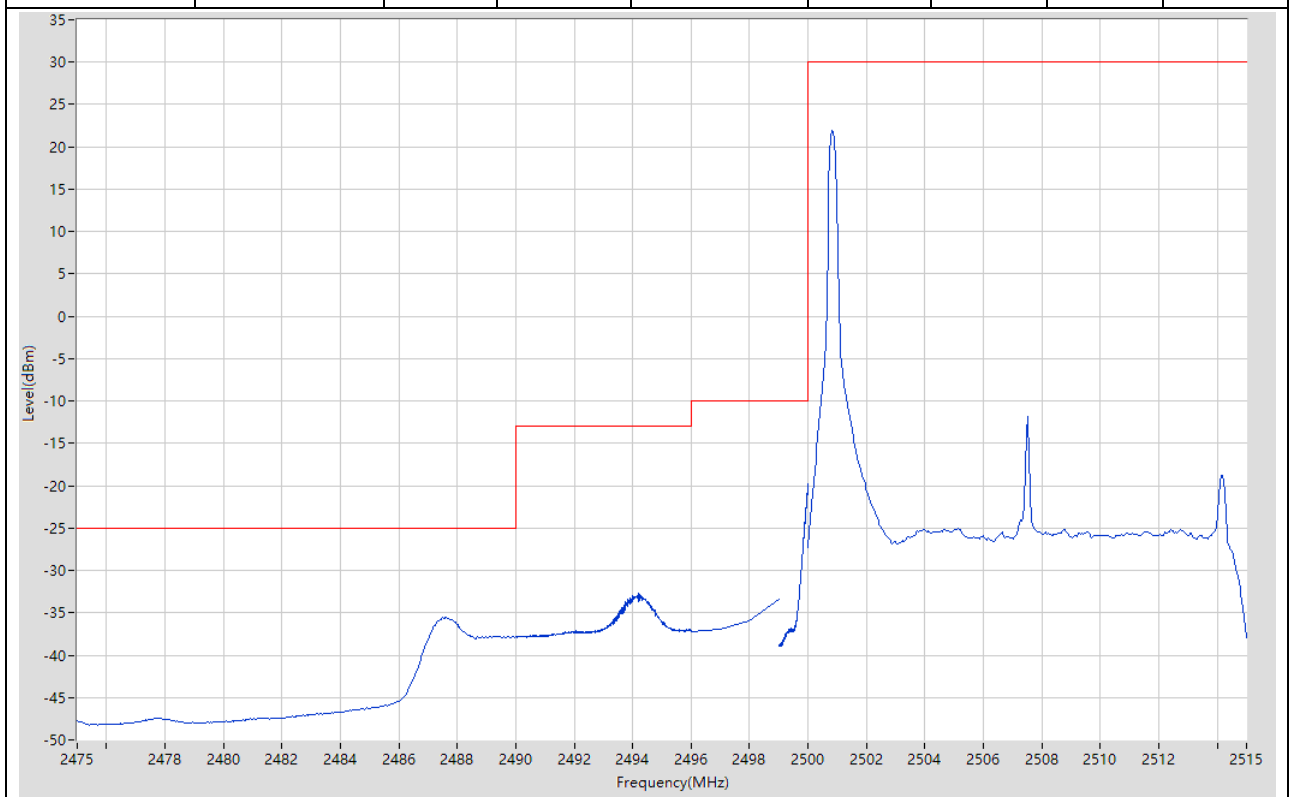
**4.16. LTE Band Edge\_Part22-24-27(NTNV)(Subtest:16, Channel:21400, Bandwidth:10, Modulation:Q16, RB Number: 50, RB Position:HIGH)**

Start Frequency (MHz)	Stop Frequency (MHz)	RBW (MHz)	Detector	Frequency (MHz)	Power (dBm)	Limit (dBm)	Verdict	Sweep Point
2560	2570	0.1	RMS	2562.5	3.31	30	Pass	401
2570	2571	0.2	RMS	2570	-31.73	-10	Pass	401
2571	2575	1	RMS	2571	-26.61	-10	Pass	5
2575	2580	1	RMS	2575.025	-29.57	-13	Pass	401
2580	2595	1	RMS	2580.038	-35.72	-25	Pass	401



**4.17. LTE Band Edge\_Part22-24-27(NTNV)(Subtest:17, Channel:20825, Bandwidth:15, Modulation:QPSK, RB Number: 1, RB Position:LOW)**

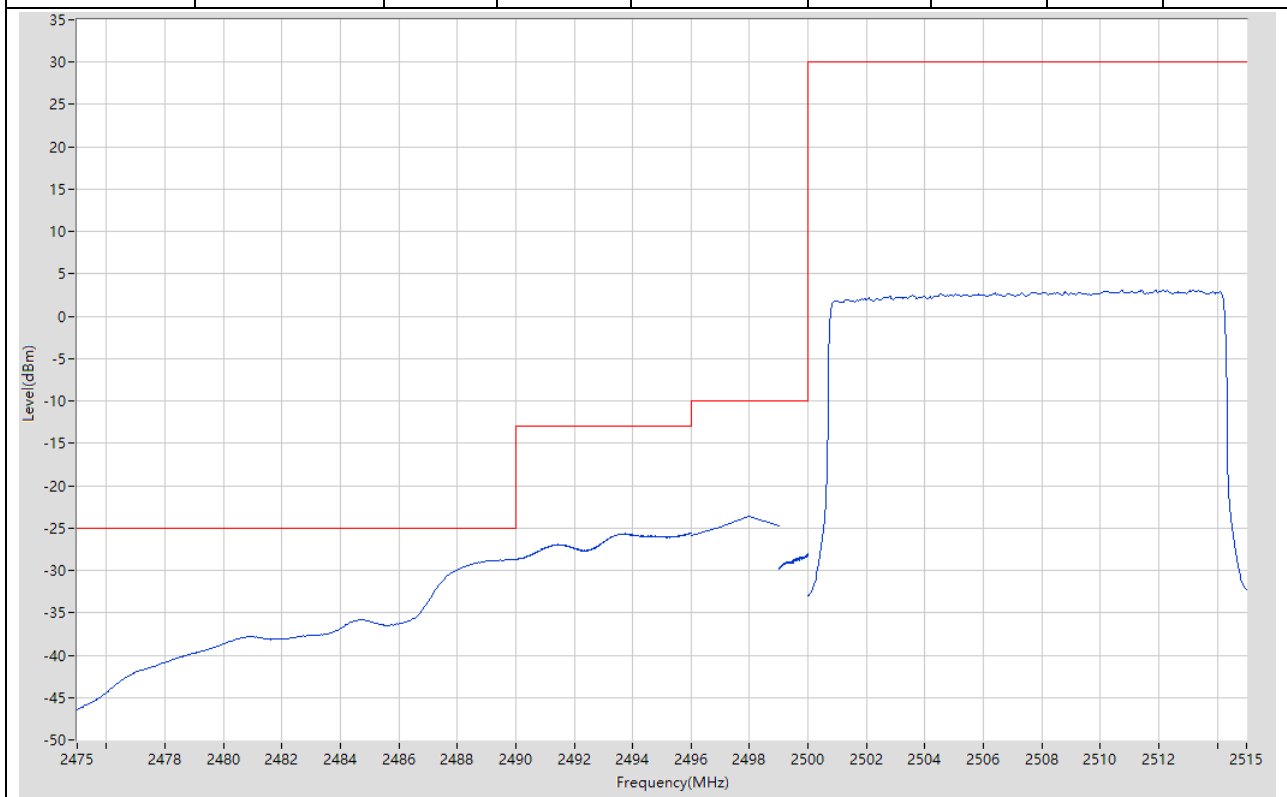
Start Frequency (MHz)	Stop Frequency (MHz)	RBW (MHz)	Detector	Frequency (MHz)	Power (dBm)	Limit (dBm)	Verdict	Sweep Point
2475	2490	1	RMS	2487.563	-35.56	-25	Pass	401
2490	2496	1	RMS	2494.215	-32.69	-13	Pass	401
2496	2499	1	RMS	2499	-33.35	-10	Pass	4
2499	2500	0.3	RMS	2500	-19.72	-10	Pass	401
2500	2515	0.1	RMS	2500.825	21.88	30	Pass	401





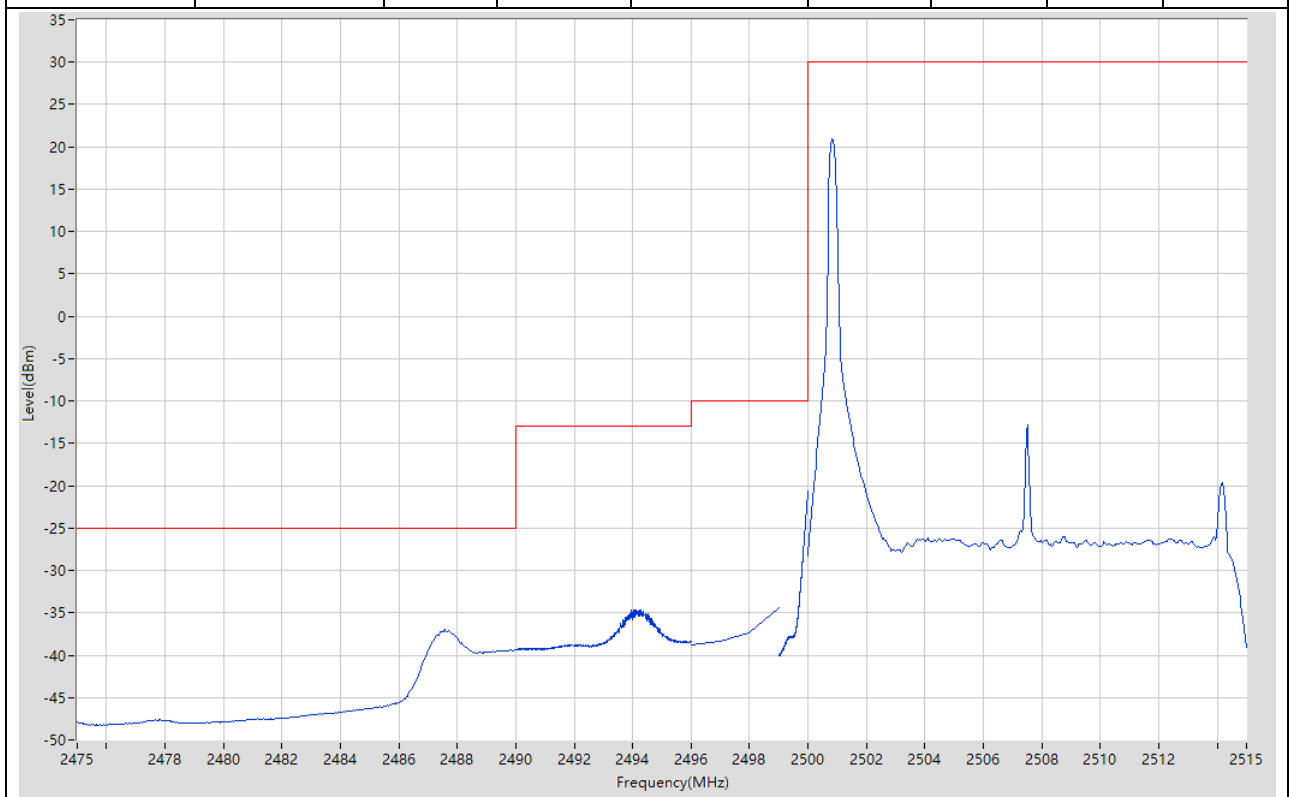
**4.18. LTE Band Edge\_Part22-24-27(NTNV)(Subtest:18, Channel:20825, Bandwidth:15, Modulation:QPSK, RB Number: 75, RB Position:LOW)**

Start Frequency (MHz)	Stop Frequency (MHz)	RBW (MHz)	Detector	Frequency (MHz)	Power (dBm)	Limit (dBm)	Verdict	Sweep Point
2475	2490	1	RMS	2489.963	-28.69	-25	Pass	401
2490	2496	1	RMS	2496	-25.55	-13	Pass	401
2496	2499	1	RMS	2498	-23.6	-10	Pass	4
2499	2500	0.3	RMS	2499.998	-27.96	-10	Pass	401
2500	2515	0.1	RMS	2513.35	3.09	30	Pass	401



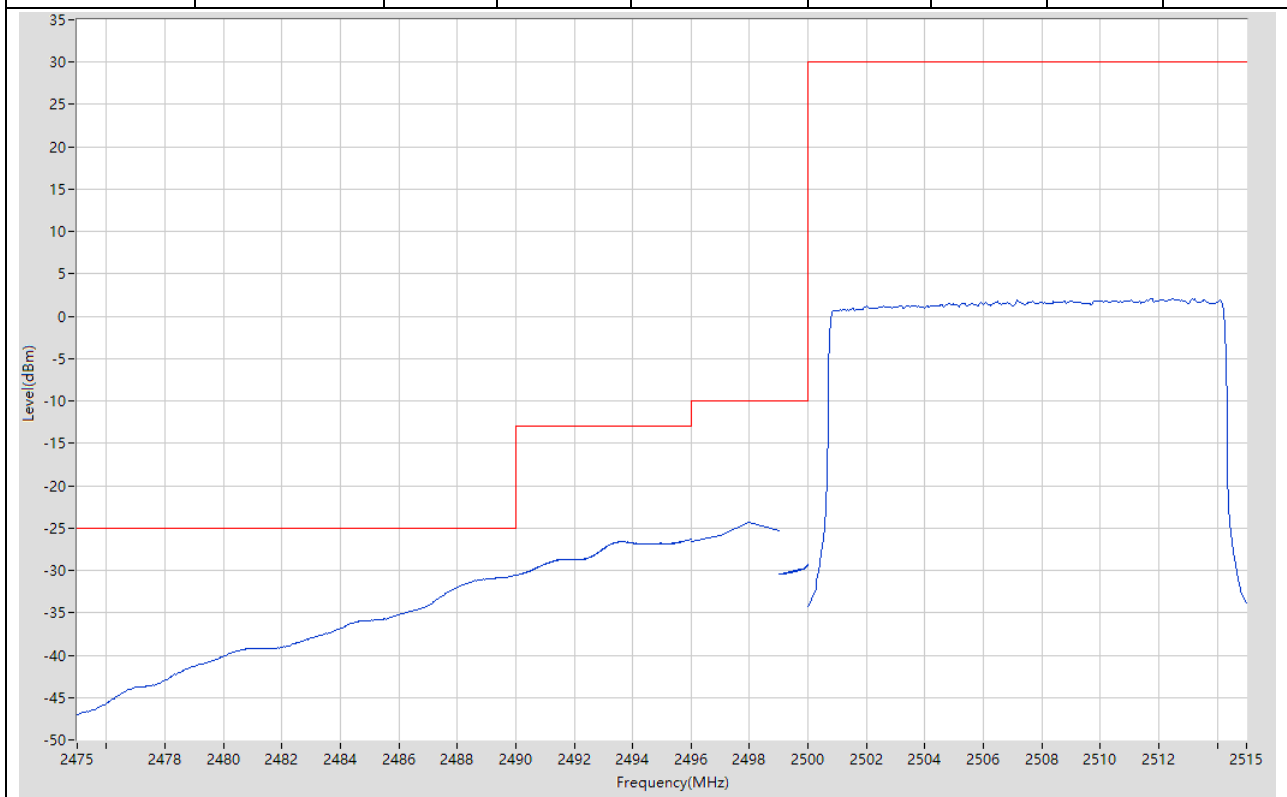
**4.19. LTE Band Edge\_Part22-24-27(NTNV)(Subtest:19, Channel:20825, Bandwidth:15, Modulation:Q16, RB Number: 1, RB Position:LOW)**

Start Frequency (MHz)	Stop Frequency (MHz)	RBW (MHz)	Detector	Frequency (MHz)	Power (dBm)	Limit (dBm)	Verdict	Sweep Point
2475	2490	1	RMS	2487.563	-36.98	-25	Pass	401
2490	2496	1	RMS	2494.02	-34.61	-13	Pass	401
2496	2499	1	RMS	2499	-34.36	-10	Pass	4
2499	2500	0.3	RMS	2500	-20.63	-10	Pass	401
2500	2515	0.1	RMS	2500.825	20.93	30	Pass	401



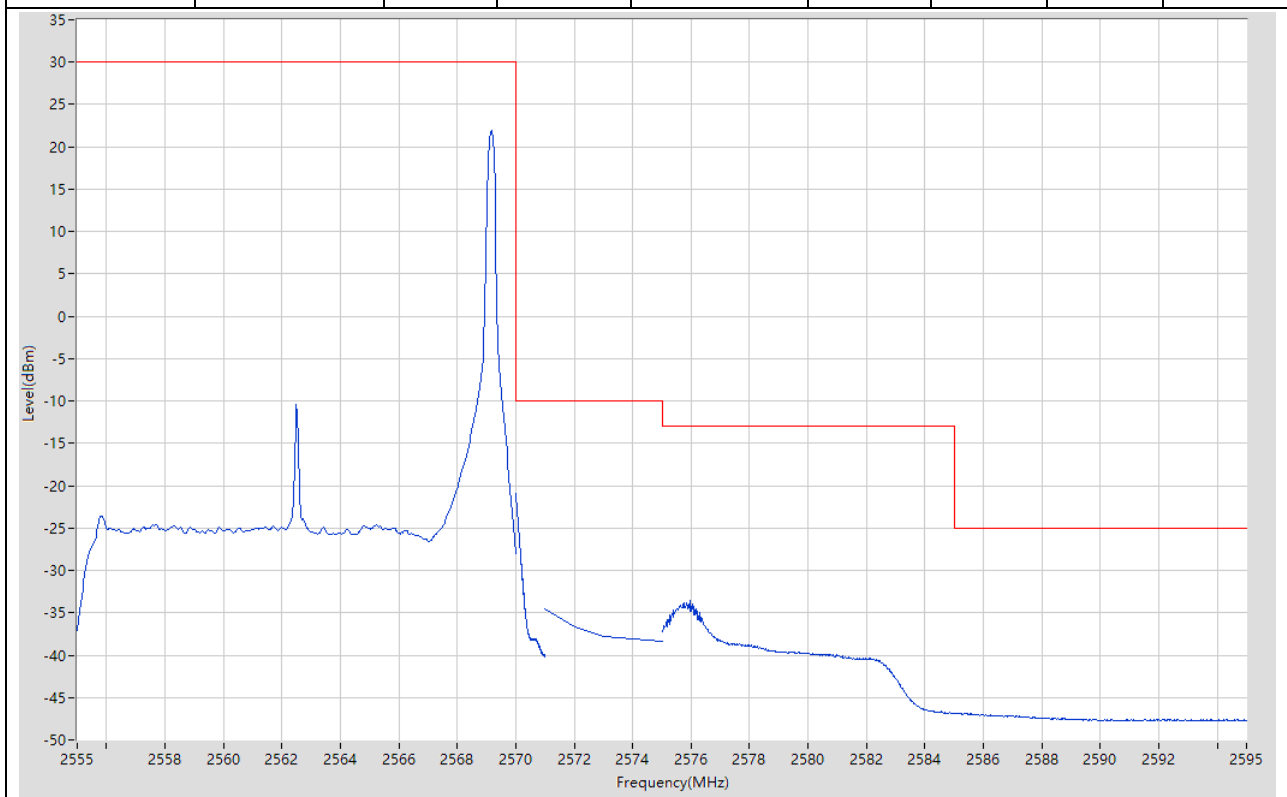
**4.20. LTE Band Edge\_Part22-24-27(NTNV)(Subtest:20, Channel:20825, Bandwidth:15, Modulation:Q16, RB Number: 75, RB Position:LOW)**

Start Frequency (MHz)	Stop Frequency (MHz)	RBW (MHz)	Detector	Frequency (MHz)	Power (dBm)	Limit (dBm)	Verdict	Sweep Point
2475	2490	1	RMS	2490	-30.6	-25	Pass	401
2490	2496	1	RMS	2495.97	-26.34	-13	Pass	401
2496	2499	1	RMS	2498	-24.31	-10	Pass	4
2499	2500	0.3	RMS	2499.993	-29.24	-10	Pass	401
2500	2515	0.1	RMS	2511.775	2.09	30	Pass	401



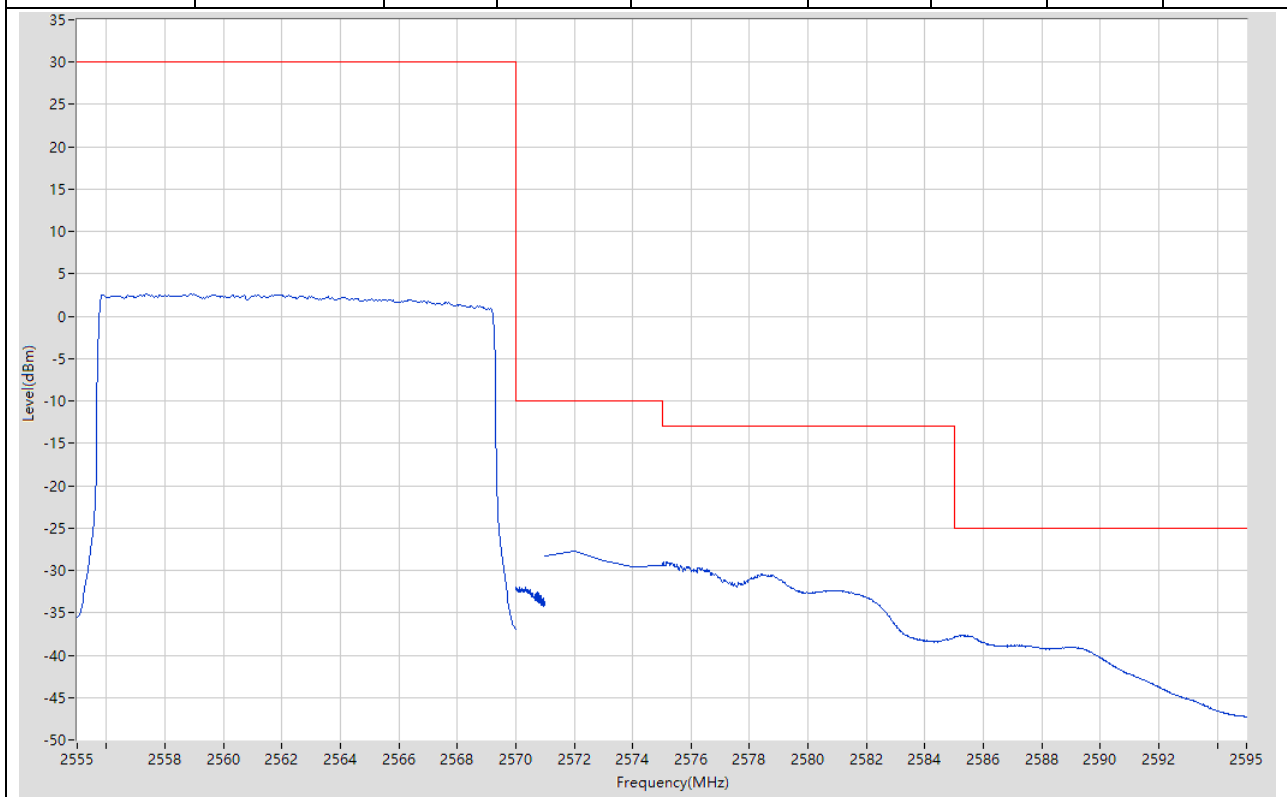
**4.21. LTE Band Edge\_Part22-24-27(NTNV)(Subtest:21, Channel:21375, Bandwidth:15, Modulation:QPSK, RB Number: 1, RB Position:HIGH)**

Start Frequency (MHz)	Stop Frequency (MHz)	RBW (MHz)	Detector	Frequency (MHz)	Power (dBm)	Limit (dBm)	Verdict	Sweep Point
2555	2570	0.1	RMS	2569.175	21.9	30	Pass	401
2570	2571	0.3	RMS	2570.005	-20.88	-10	Pass	401
2571	2575	1	RMS	2571	-34.54	-10	Pass	5
2575	2585	1	RMS	2575.975	-33.52	-13	Pass	401
2585	2595	1	RMS	2585.075	-46.87	-25	Pass	401



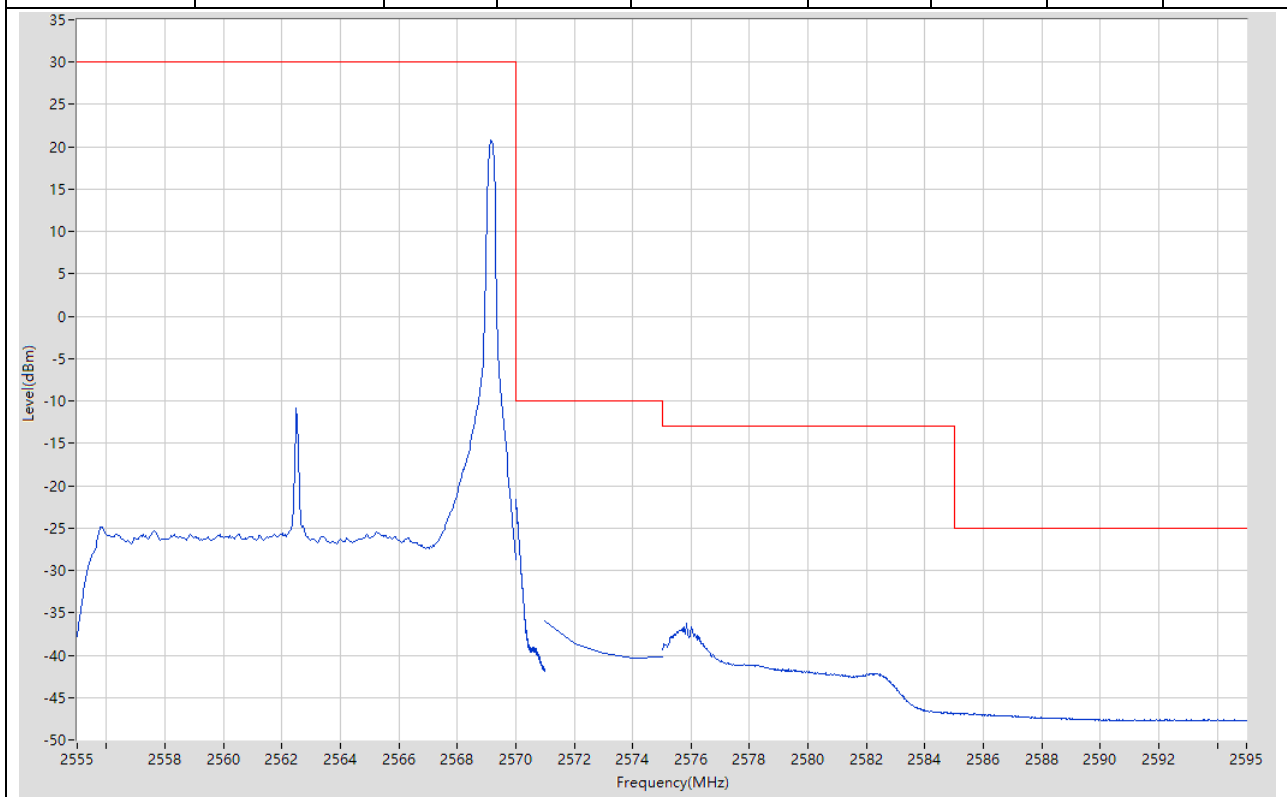
**4.22. LTE Band Edge\_Part22-24-27(NTNV)(Subtest:22, Channel:21375, Bandwidth:15, Modulation:QPSK, RB Number: 75, RB Position:HIGH)**

Start Frequency (MHz)	Stop Frequency (MHz)	RBW (MHz)	Detector	Frequency (MHz)	Power (dBm)	Limit (dBm)	Verdict	Sweep Point
2555	2570	0.1	RMS	2558.863	2.65	30	Pass	401
2570	2571	0.3	RMS	2570	-32.01	-10	Pass	401
2571	2575	1	RMS	2572	-27.69	-10	Pass	5
2575	2585	1	RMS	2575.2	-29.01	-13	Pass	401
2585	2595	1	RMS	2585.275	-37.63	-25	Pass	401



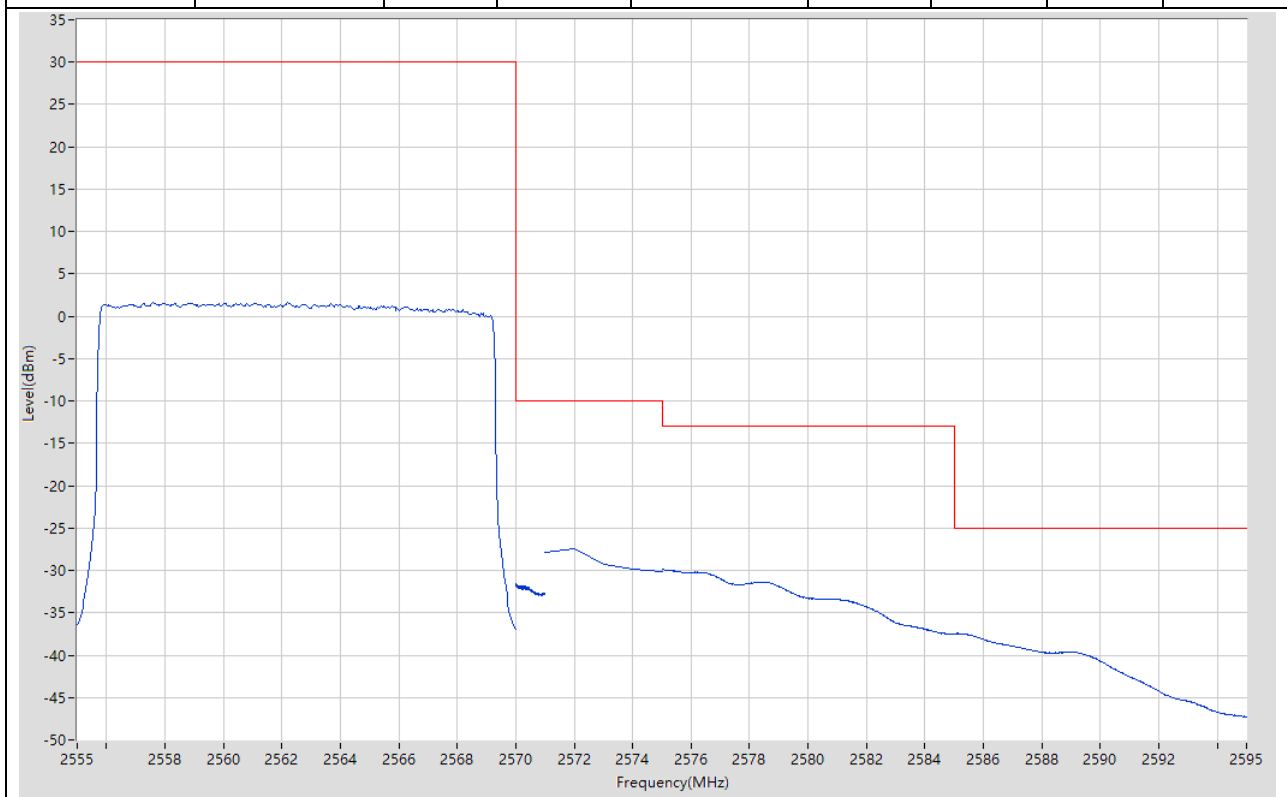
**4.23. LTE Band Edge\_Part22-24-27(NTNV)(Subtest:23, Channel:21375, Bandwidth:15, Modulation:Q16, RB Number: 1, RB Position:HIGH)**

Start Frequency (MHz)	Stop Frequency (MHz)	RBW (MHz)	Detector	Frequency (MHz)	Power (dBm)	Limit (dBm)	Verdict	Sweep Point
2555	2570	0.1	RMS	2569.138	20.75	30	Pass	401
2570	2571	0.3	RMS	2570.003	-21.61	-10	Pass	401
2571	2575	1	RMS	2571	-36.01	-10	Pass	5
2575	2585	1	RMS	2575.825	-36.26	-13	Pass	401
2585	2595	1	RMS	2585.025	-46.85	-25	Pass	401



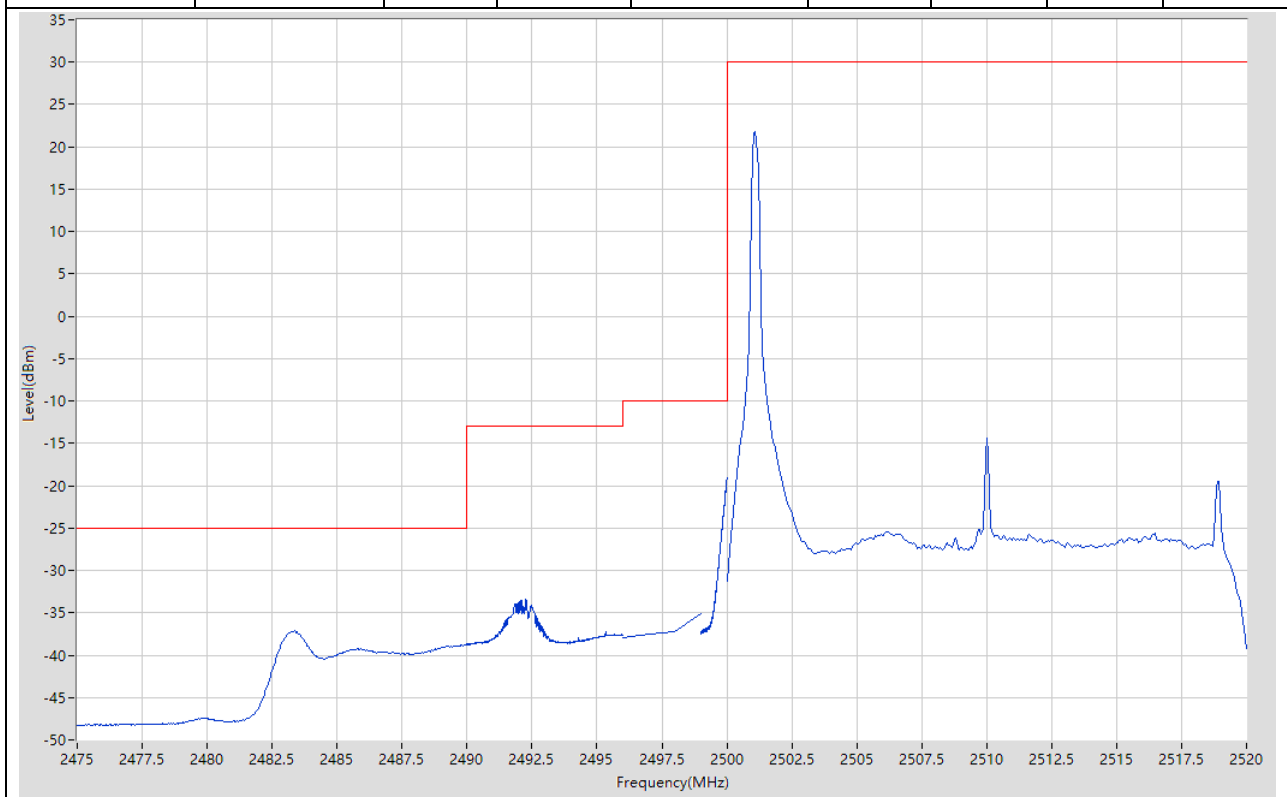
**4.24. LTE Band Edge\_Part22-24-27(NTNV)(Subtest:24, Channel:21375, Bandwidth:15, Modulation:Q16, RB Number: 75, RB Position:HIGH)**

Start Frequency (MHz)	Stop Frequency (MHz)	RBW (MHz)	Detector	Frequency (MHz)	Power (dBm)	Limit (dBm)	Verdict	Sweep Point
2555	2570	0.1	RMS	2562.2	1.68	30	Pass	401
2570	2571	0.3	RMS	2570.008	-31.54	-10	Pass	401
2571	2575	1	RMS	2572	-27.45	-10	Pass	5
2575	2585	1	RMS	2575.075	-29.89	-13	Pass	401
2585	2595	1	RMS	2585.075	-37.42	-25	Pass	401



**4.25. LTE Band Edge\_Part22-24-27(NTNV)(Subtest:25, Channel:20850, Bandwidth:20, Modulation:QPSK, RB Number: 1, RB Position:LOW)**

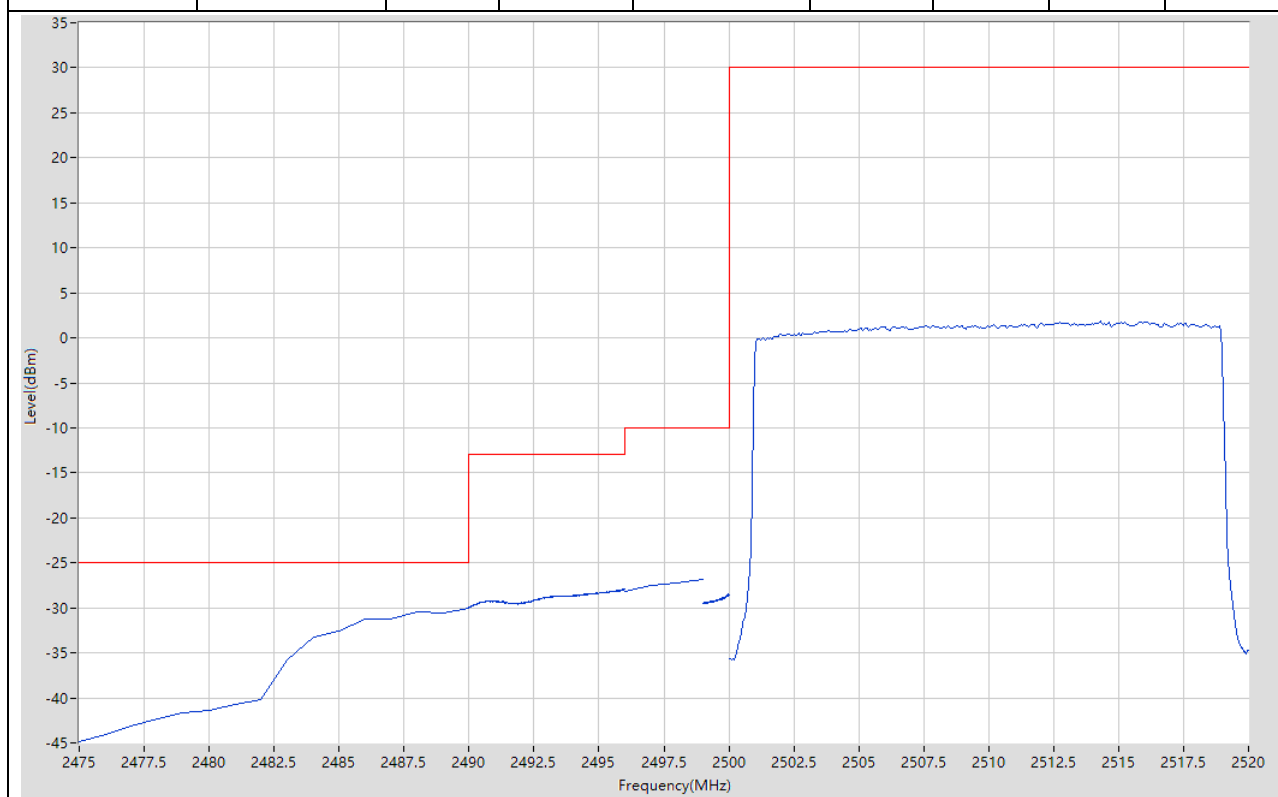
Start Frequency (MHz)	Stop Frequency (MHz)	RBW (MHz)	Detector	Frequency (MHz)	Power (dBm)	Limit (dBm)	Verdict	Sweep Point
2475	2490	1	RMS	2483.363	-37.11	-25	Pass	401
2490	2496	1	RMS	2492.265	-33.45	-13	Pass	401
2496	2499	1	RMS	2499	-35.1	-10	Pass	4
2499	2500	0.51	RMS	2500	-19.13	-10	Pass	401
2500	2520	0.1	RMS	2501.1	21.81	30	Pass	401





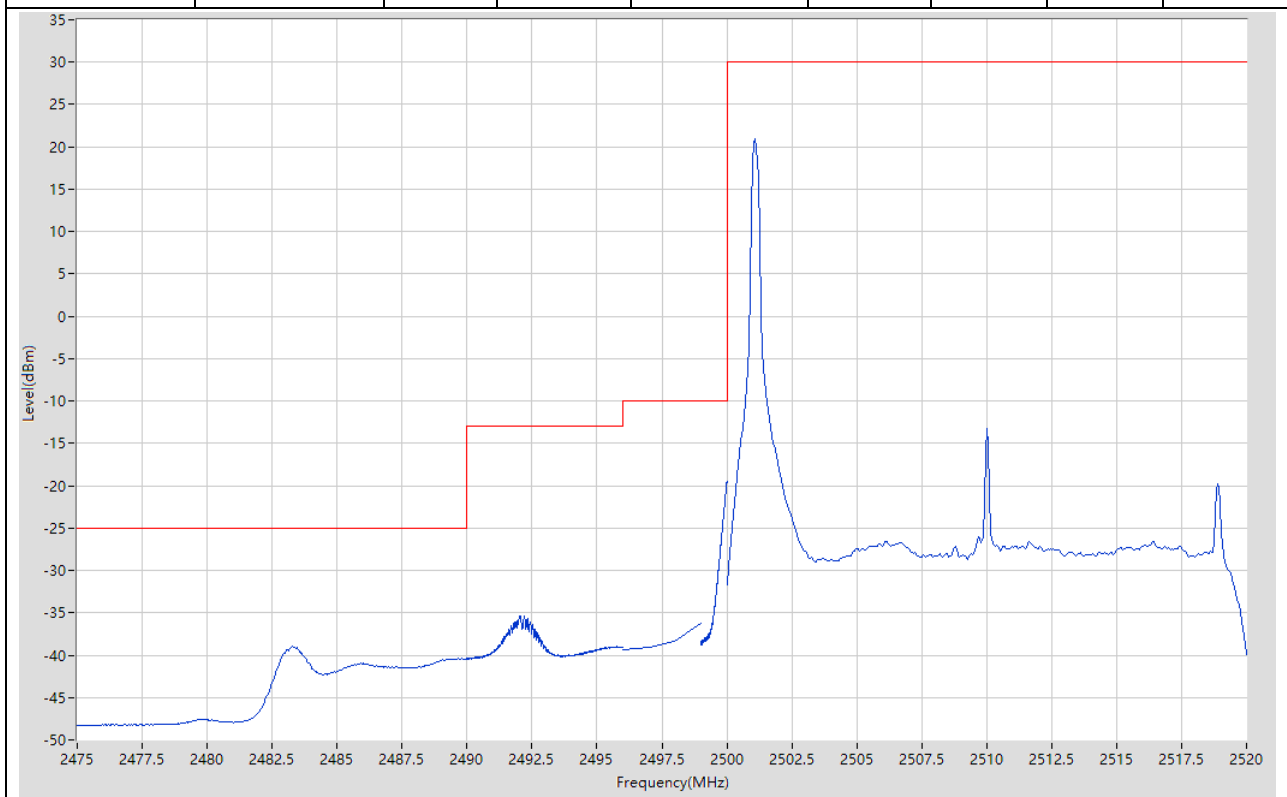
**4.26. LTE Band Edge\_Part22-24-27(NTNV)(Subtest:26, Channel:20850, Bandwidth:20, Modulation:QPSK, RB Number: 100, RB Position:LOW)**

Start Frequency (MHz)	Stop Frequency (MHz)	RBW (MHz)	Detector	Frequency (MHz)	Power (dBm)	Limit (dBm)	Verdict	Sweep Point
2475	2490	1	RMS	2490	-30.09	-25	Pass	16
2490	2496	1	RMS	2495.985	-27.89	-13	Pass	401
2496	2499	1	RMS	2499	-26.85	-10	Pass	4
2499	2500	0.51	RMS	2499.993	-28.48	-10	Pass	401
2500	2520	0.1	RMS	2514.3	1.84	30	Pass	401



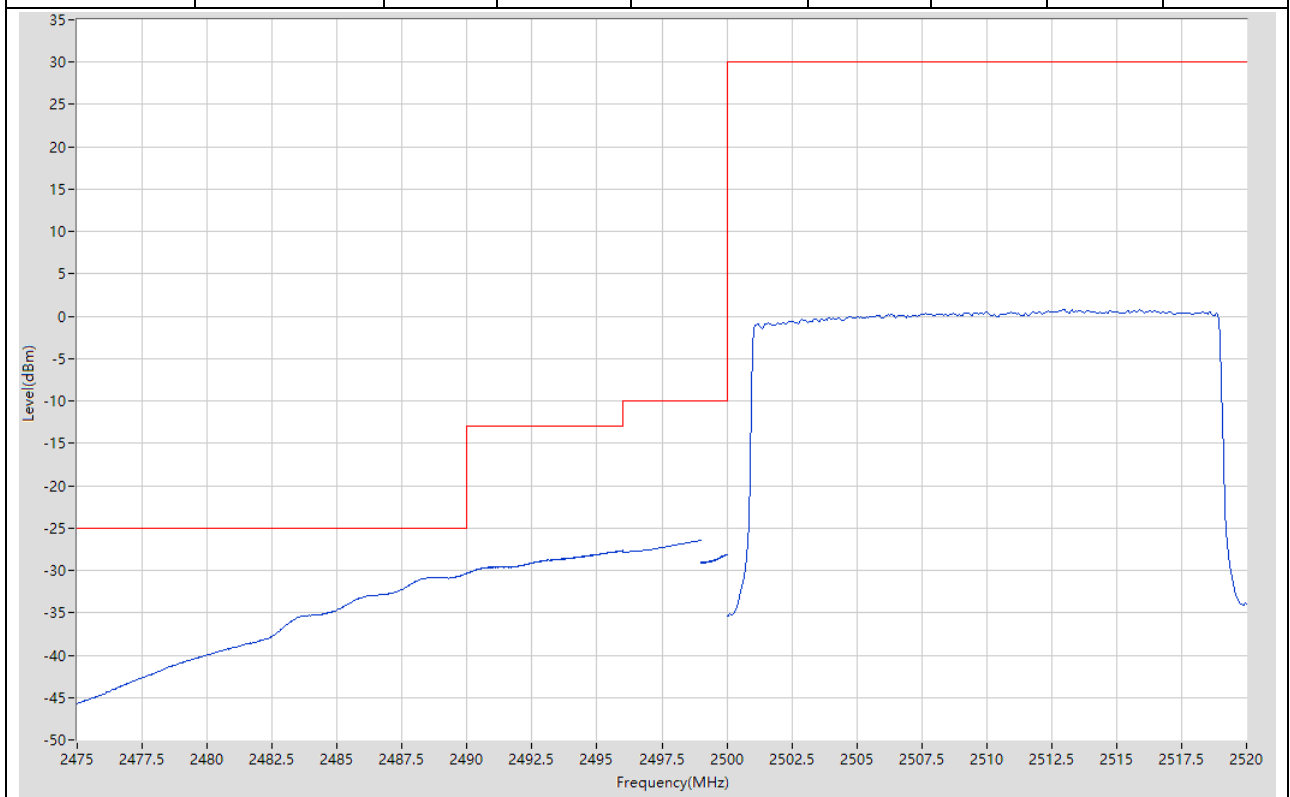
**4.27. LTE Band Edge\_Part22-24-27(NTNV)(Subtest:27, Channel:20850, Bandwidth:20, Modulation:Q16, RB Number: 1, RB Position:LOW)**

Start Frequency (MHz)	Stop Frequency (MHz)	RBW (MHz)	Detector	Frequency (MHz)	Power (dBm)	Limit (dBm)	Verdict	Sweep Point
2475	2490	1	RMS	2483.288	-38.99	-25	Pass	401
2490	2496	1	RMS	2492.055	-35.33	-13	Pass	401
2496	2499	1	RMS	2499	-36.28	-10	Pass	4
2499	2500	0.51	RMS	2500	-19.56	-10	Pass	401
2500	2520	0.1	RMS	2501.1	20.95	30	Pass	401



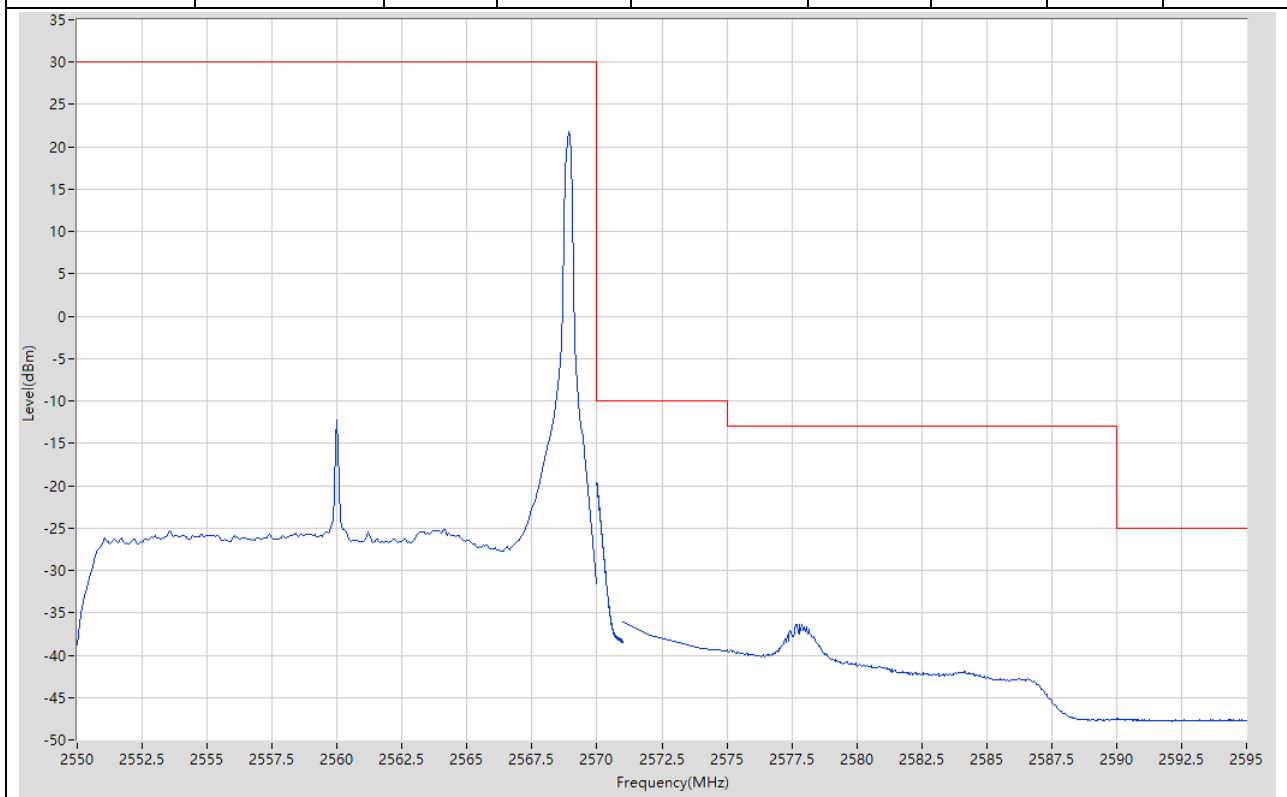
**4.28. LTE Band Edge\_Part22-24-27(NTNV)(Subtest:28, Channel:20850, Bandwidth:20, Modulation:Q16, RB Number: 100, RB Position:LOW)**

Start Frequency (MHz)	Stop Frequency (MHz)	RBW (MHz)	Detector	Frequency (MHz)	Power (dBm)	Limit (dBm)	Verdict	Sweep Point
2475	2490	1	RMS	2490	-30.36	-25	Pass	401
2490	2496	1	RMS	2496	-27.65	-13	Pass	401
2496	2499	1	RMS	2499	-26.43	-10	Pass	4
2499	2500	0.51	RMS	2499.998	-28.09	-10	Pass	401
2500	2520	0.1	RMS	2513	0.79	30	Pass	401



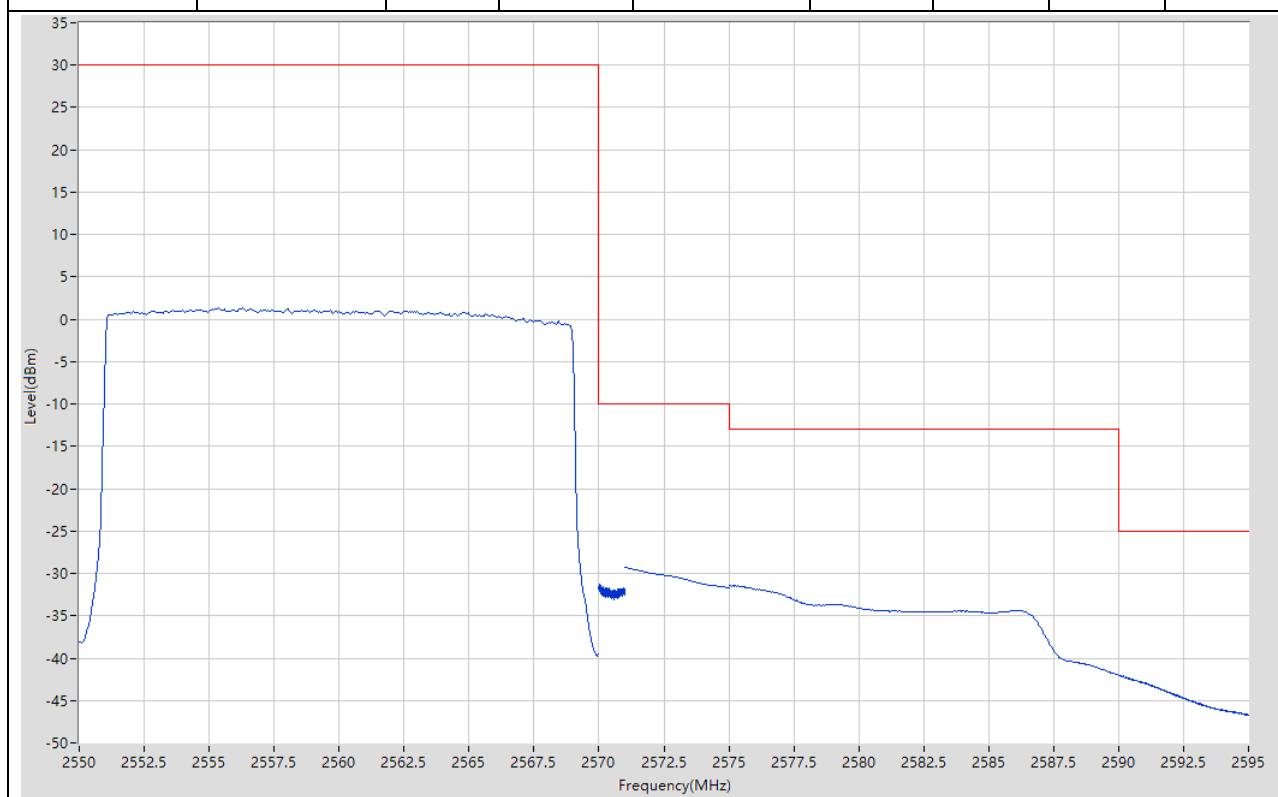
**4.29. LTE Band Edge\_Part22-24-27(NTNV)(Subtest:29, Channel:21350, Bandwidth:20, Modulation:QPSK, RB Number: 1, RB Position:HIGH)**

Start Frequency (MHz)	Stop Frequency (MHz)	RBW (MHz)	Detector	Frequency (MHz)	Power (dBm)	Limit (dBm)	Verdict	Sweep Point
2550	2570	0.1	RMS	2568.9	21.79	30	Pass	401
2570	2571	0.51	RMS	2570	-19.59	-10	Pass	401
2571	2575	1	RMS	2571	-36.1	-10	Pass	5
2575	2590	1	RMS	2577.888	-36.31	-13	Pass	401
2590	2595	1	RMS	2590.05	-47.49	-25	Pass	401



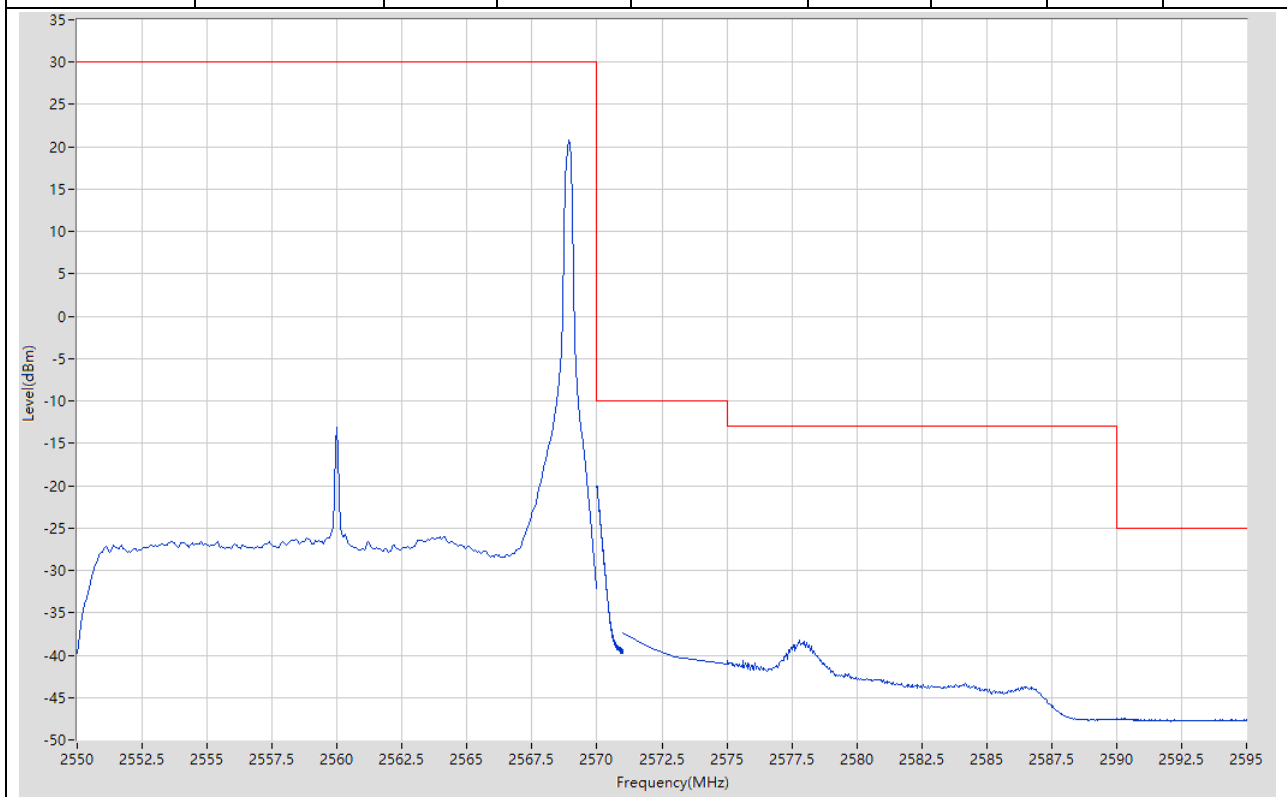
**4.30. LTE Band Edge\_Part22-24-27(NTNV)(Subtest:30, Channel:21350, Bandwidth:20, Modulation:QPSK, RB Number: 100, RB Position:HIGH)**

Start Frequency (MHz)	Stop Frequency (MHz)	RBW (MHz)	Detector	Frequency (MHz)	Power (dBm)	Limit (dBm)	Verdict	Sweep Point
2550	2570	0.1	RMS	2556.3	1.38	30	Pass	401
2570	2571	0.51	RMS	2570.01	-31.26	-10	Pass	401
2571	2575	1	RMS	2571	-29.27	-10	Pass	5
2575	2590	1	RMS	2575.15	-31.43	-13	Pass	401
2590	2595	1	RMS	2590	-42.01	-25	Pass	401



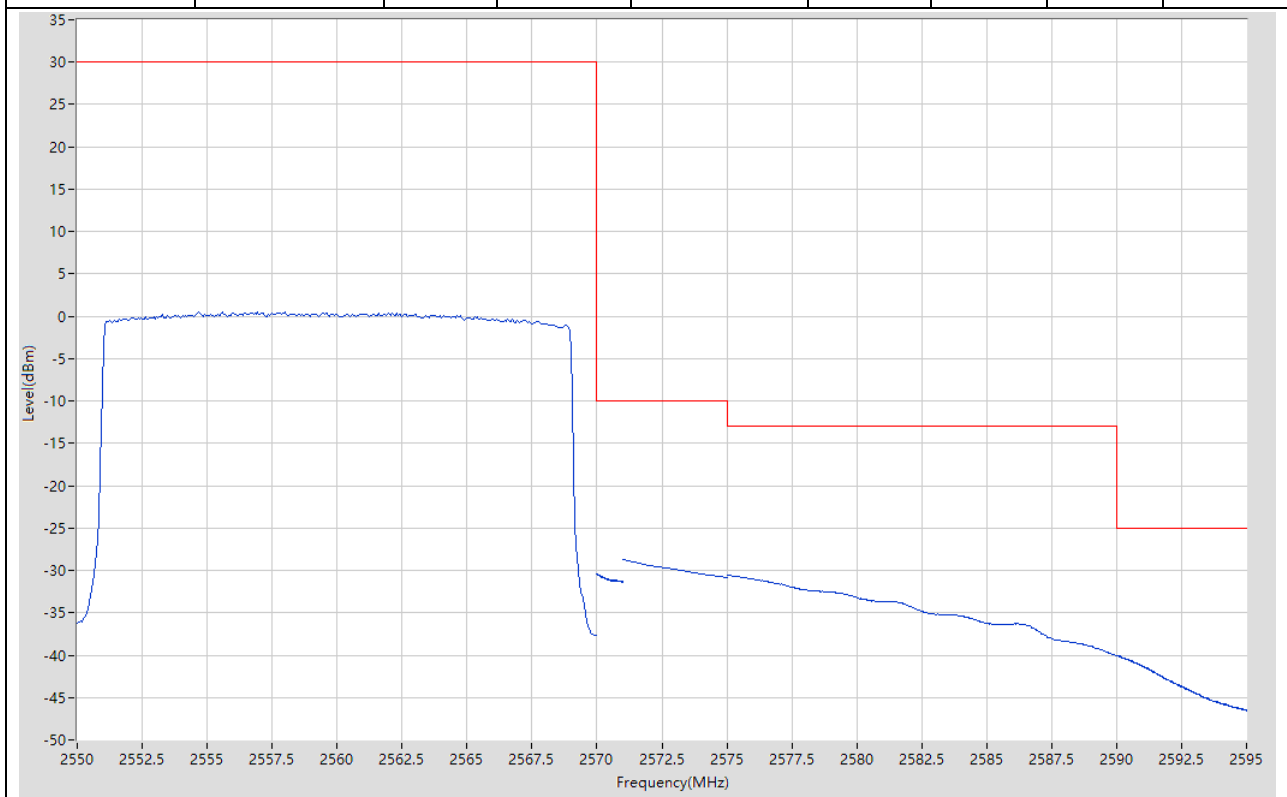
**4.31. LTE Band Edge\_Part22-24-27(NTNV)(Subtest:31, Channel:21350, Bandwidth:20, Modulation:Q16, RB Number: 1, RB Position:HIGH)**

Start Frequency (MHz)	Stop Frequency (MHz)	RBW (MHz)	Detector	Frequency (MHz)	Power (dBm)	Limit (dBm)	Verdict	Sweep Point
2550	2570	0.1	RMS	2568.9	20.88	30	Pass	401
2570	2571	0.51	RMS	2570.008	-20.09	-10	Pass	401
2571	2575	1	RMS	2571	-37.36	-10	Pass	5
2575	2590	1	RMS	2577.813	-38.21	-13	Pass	401
2590	2595	1	RMS	2590.2	-47.5	-25	Pass	401



**4.32. LTE Band Edge\_Part22-24-27(NTNV)(Subtest:32, Channel:21350, Bandwidth:20, Modulation:Q16, RB Number: 100, RB Position:HIGH)**

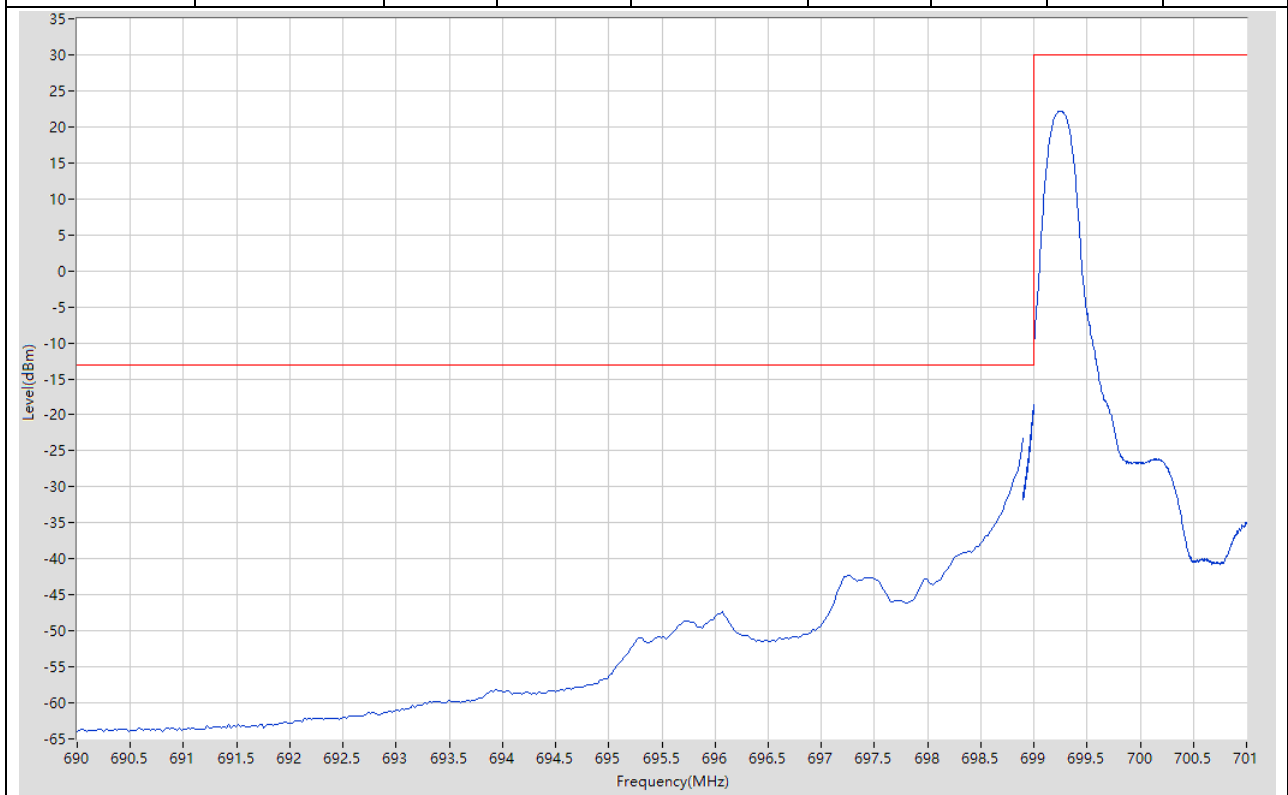
Start Frequency (MHz)	Stop Frequency (MHz)	RBW (MHz)	Detector	Frequency (MHz)	Power (dBm)	Limit (dBm)	Verdict	Sweep Point
2550	2570	0.1	RMS	2556.95	0.52	30	Pass	401
2570	2571	0.51	RMS	2570.005	-30.38	-10	Pass	401
2571	2575	1	RMS	2571	-28.73	-10	Pass	5
2575	2590	1	RMS	2575	-30.52	-13	Pass	401
2590	2595	1	RMS	2590.013	-40.06	-25	Pass	401



## 5. LTE\_Band12

### 5.1. LTE Band Edge\_Part22-24-27(NTNV)(Subtest:1, Channel:23017, Bandwidth:1.4, Modulation:QPSK, RB Number: 1, RB Position:LOW)

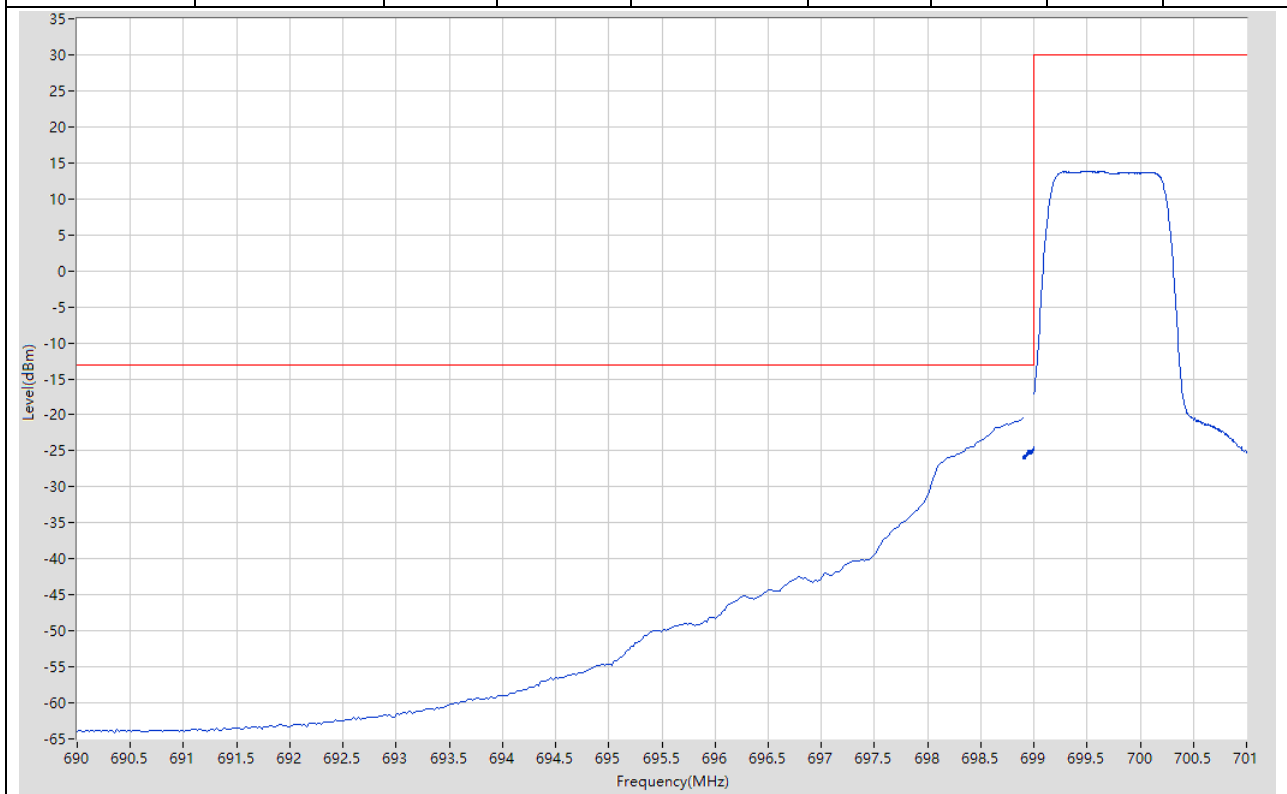
Start Frequency (MHz)	Stop Frequency (MHz)	RBW (MHz)	Detector	Frequency (MHz)	Power (dBm)	Limit (dBm)	Verdict	Sweep Point
690	698.9	0.1	RMS	698.9	-23.22	-13	Pass	401
698.9	699	0.03	RMS	699	-18.63	-13	Pass	401
699	701	0.1	RMS	699.25	22.21	30	Pass	401





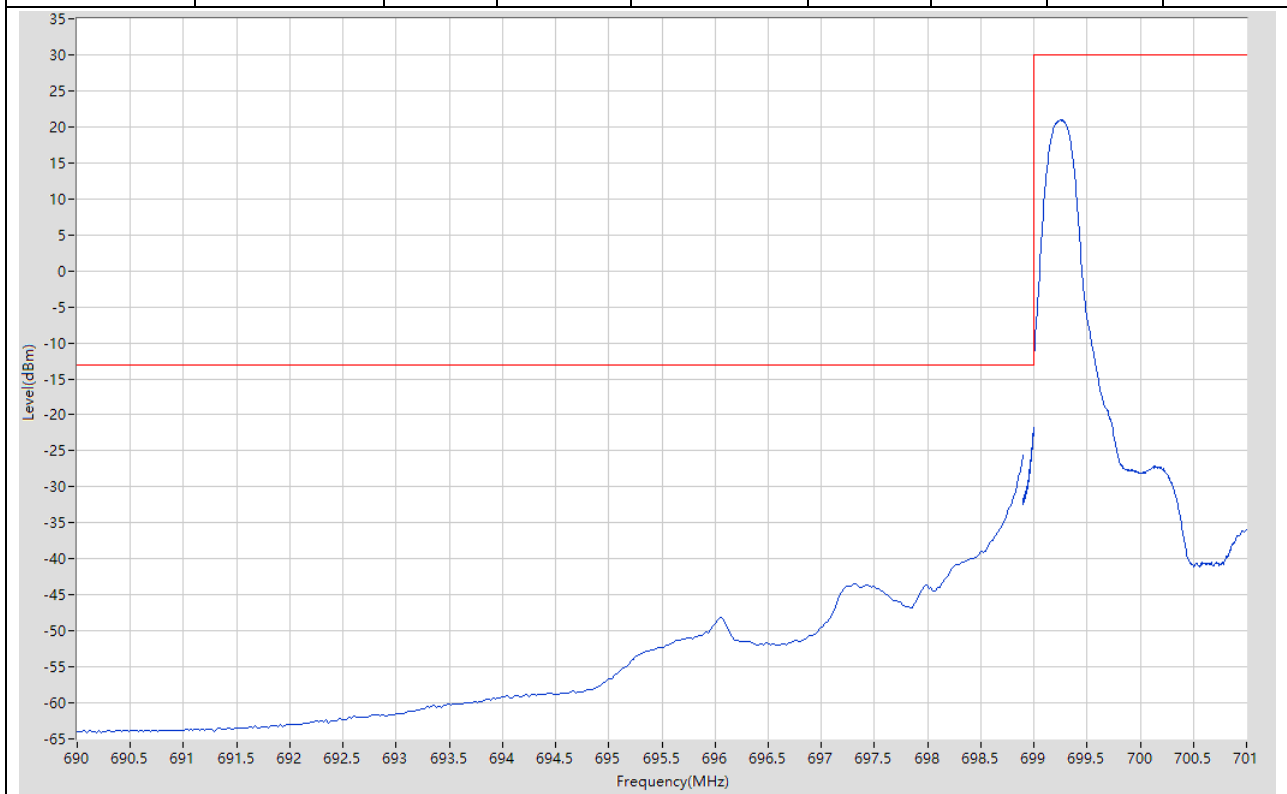
**5.2. LTE Band Edge\_Part22-24-27(NTNV)(Subtest:2, Channel:23017, Bandwidth:1.4, Modulation:QPSK, RB Number: 6, RB Position:LOW)**

Start Frequency (MHz)	Stop Frequency (MHz)	RBW (MHz)	Detector	Frequency (MHz)	Power (dBm)	Limit (dBm)	Verdict	Sweep Point
690	698.9	0.1	RMS	698.9	-20.43	-13	Pass	401
698.9	699	0.03	RMS	699	-24.4	-13	Pass	401
699	701	0.1	RMS	699.49	13.84	30	Pass	401



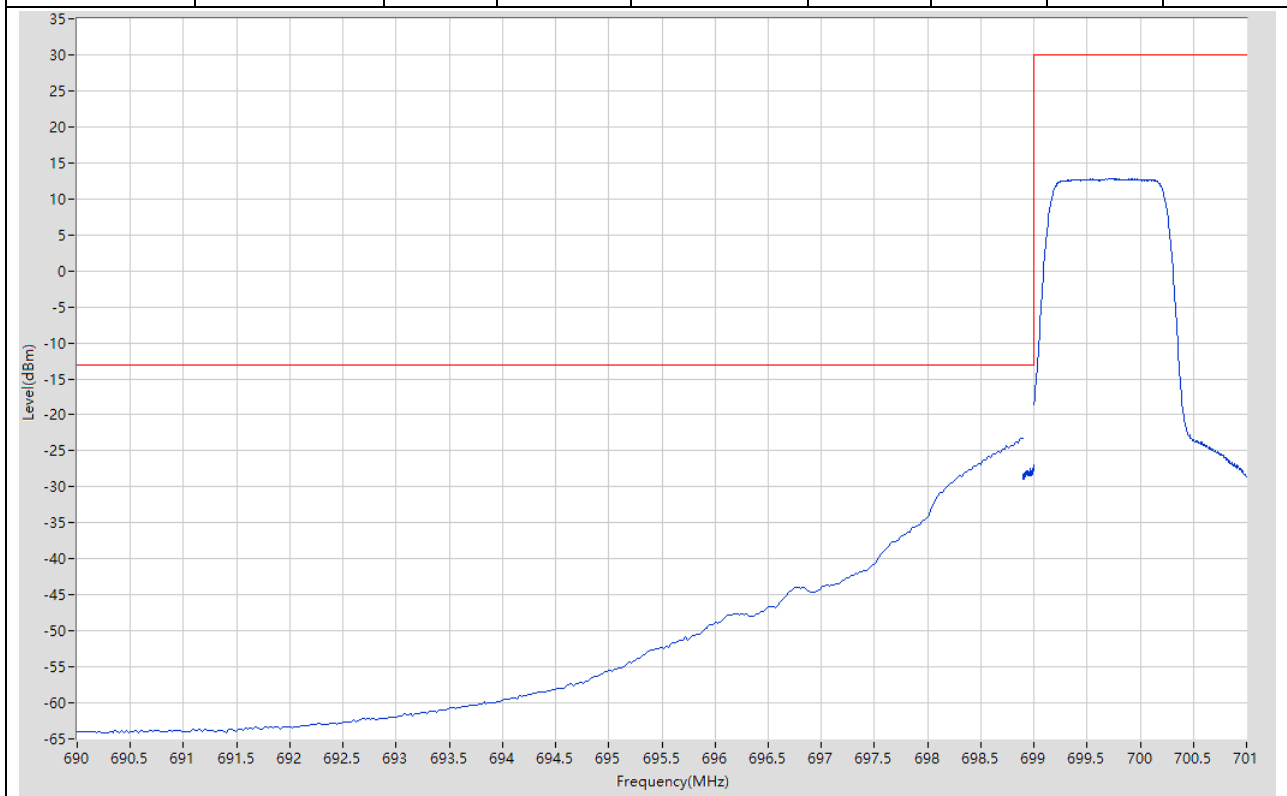
**5.3. LTE Band Edge\_Part22-24-27(NTNV)(Subtest:3, Channel:23017, Bandwidth:1.4, Modulation:Q16, RB Number: 1, RB Position:LOW)**

Start Frequency (MHz)	Stop Frequency (MHz)	RBW (MHz)	Detector	Frequency (MHz)	Power (dBm)	Limit (dBm)	Verdict	Sweep Point
690	698.9	0.1	RMS	698.9	-25.61	-13	Pass	401
698.9	699	0.03	RMS	699	-21.69	-13	Pass	401
699	701	0.1	RMS	699.265	20.94	30	Pass	401



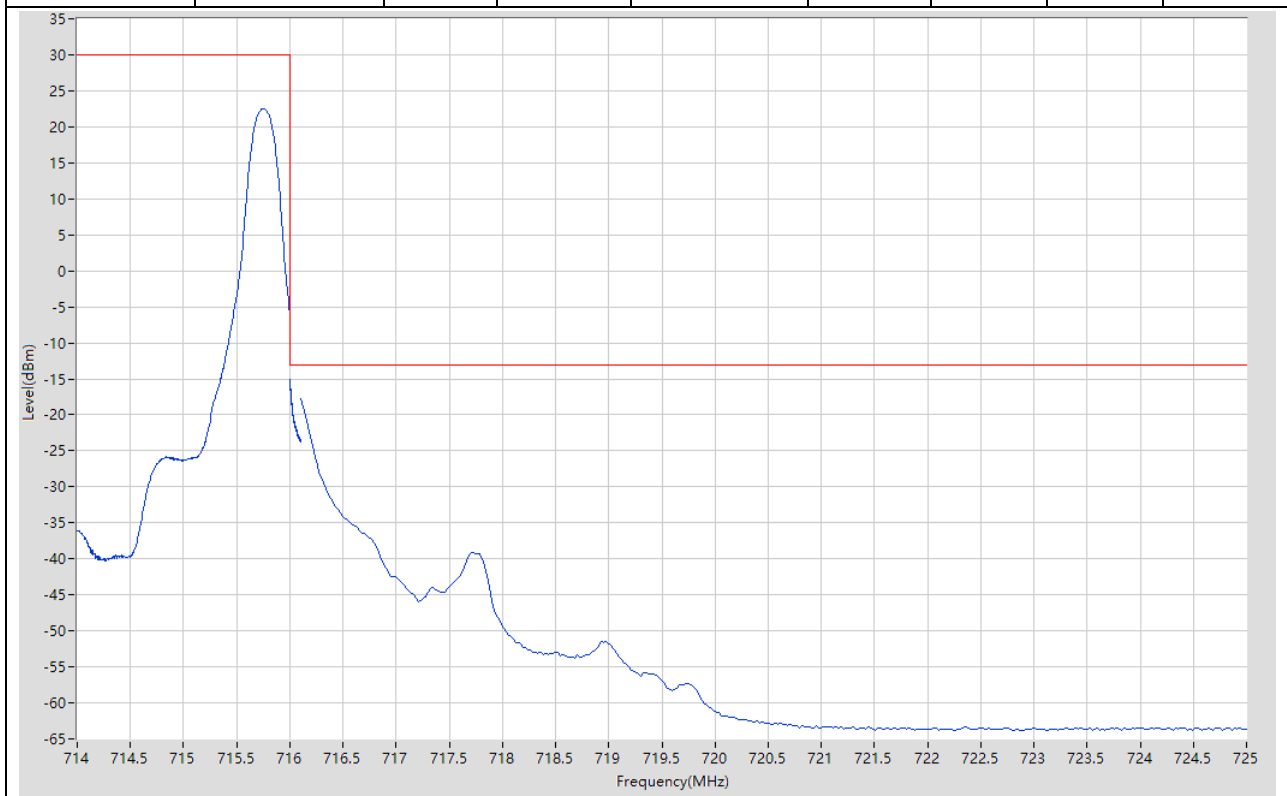
**5.4. LTE Band Edge\_Part22-24-27(NTNV)(Subtest:4, Channel:23017, Bandwidth:1.4, Modulation:Q16, RB Number: 6, RB Position:LOW)**

Start Frequency (MHz)	Stop Frequency (MHz)	RBW (MHz)	Detector	Frequency (MHz)	Power (dBm)	Limit (dBm)	Verdict	Sweep Point
690	698.9	0.1	RMS	698.9	-23.29	-13	Pass	401
698.9	699	0.03	RMS	699	-26.86	-13	Pass	401
699	701	0.1	RMS	699.72	12.84	30	Pass	401



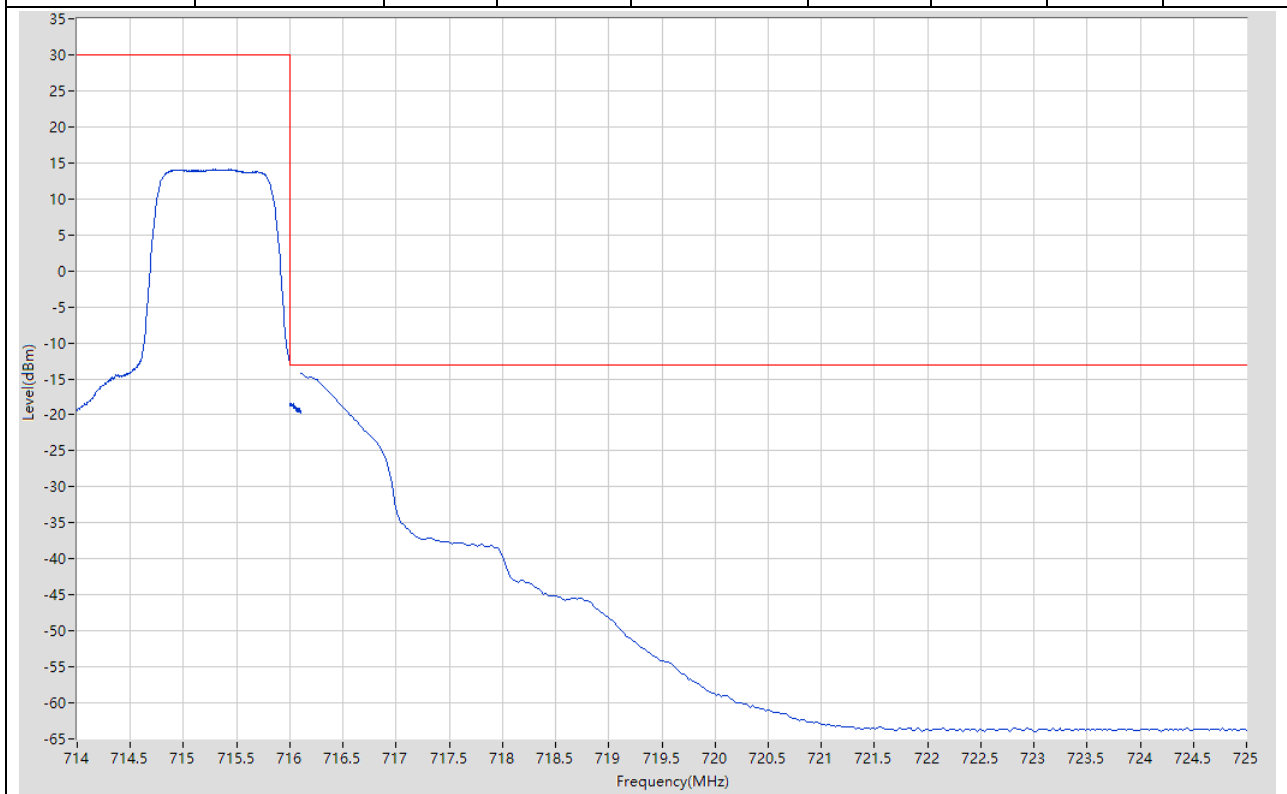
**5.5. LTE Band Edge\_Part22-24-27(NTNV)(Subtest:5, Channel:23173, Bandwidth:1.4, Modulation:QPSK, RB Number: 1, RB Position:HIGH)**

Start Frequency (MHz)	Stop Frequency (MHz)	RBW (MHz)	Detector	Frequency (MHz)	Power (dBm)	Limit (dBm)	Verdict	Sweep Point
714	716	0.1	RMS	715.745	22.48	30	Pass	401
716	716.1	0.03	RMS	716.001	-15.07	-13	Pass	401
716.1	725	0.1	RMS	716.1	-17.7	-13	Pass	401



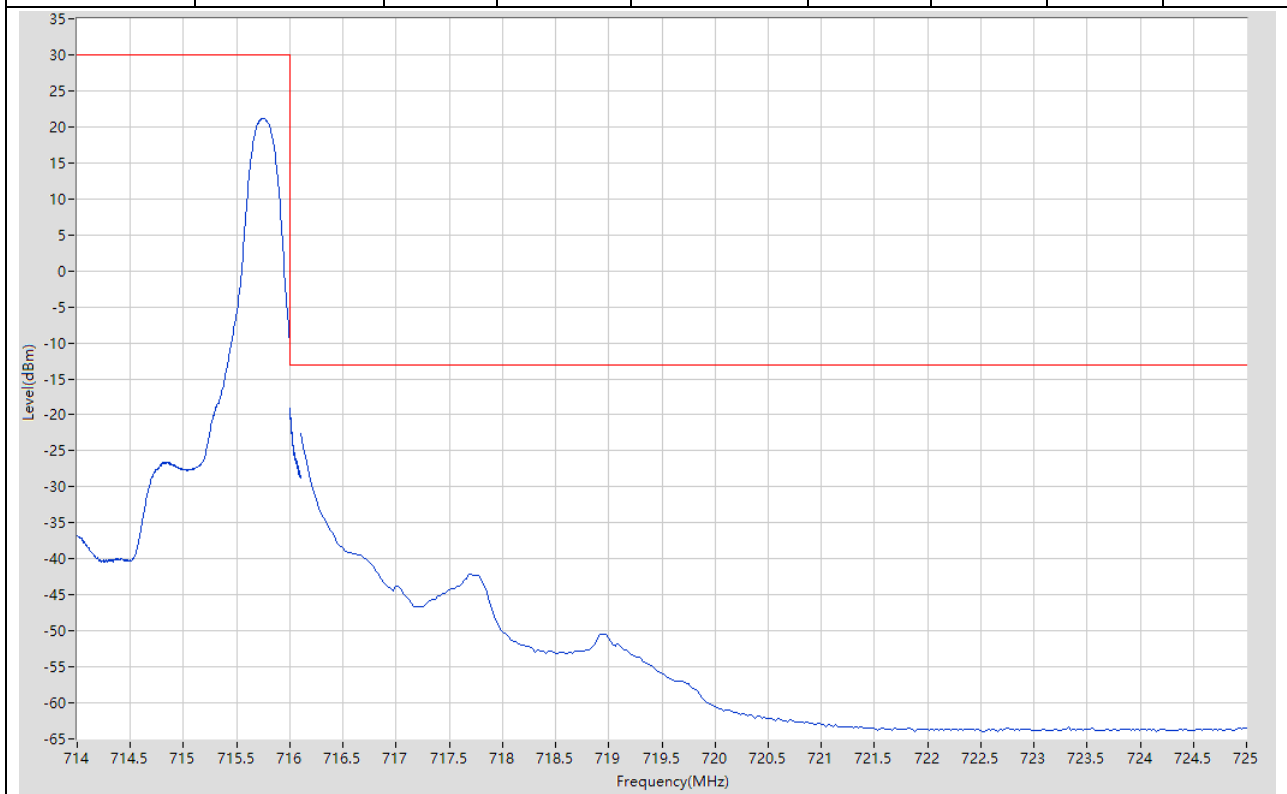
**5.6. LTE Band Edge\_Part22-24-27(NTNV)(Subtest:6, Channel:23173, Bandwidth:1.4, Modulation:QPSK, RB Number: 6, RB Position:HIGH)**

Start Frequency (MHz)	Stop Frequency (MHz)	RBW (MHz)	Detector	Frequency (MHz)	Power (dBm)	Limit (dBm)	Verdict	Sweep Point
714	716	0.1	RMS	715.3	14.07	30	Pass	401
716	716.1	0.03	RMS	716.005	-18.4	-13	Pass	401
716.1	725	0.1	RMS	716.1	-14.32	-13	Pass	401



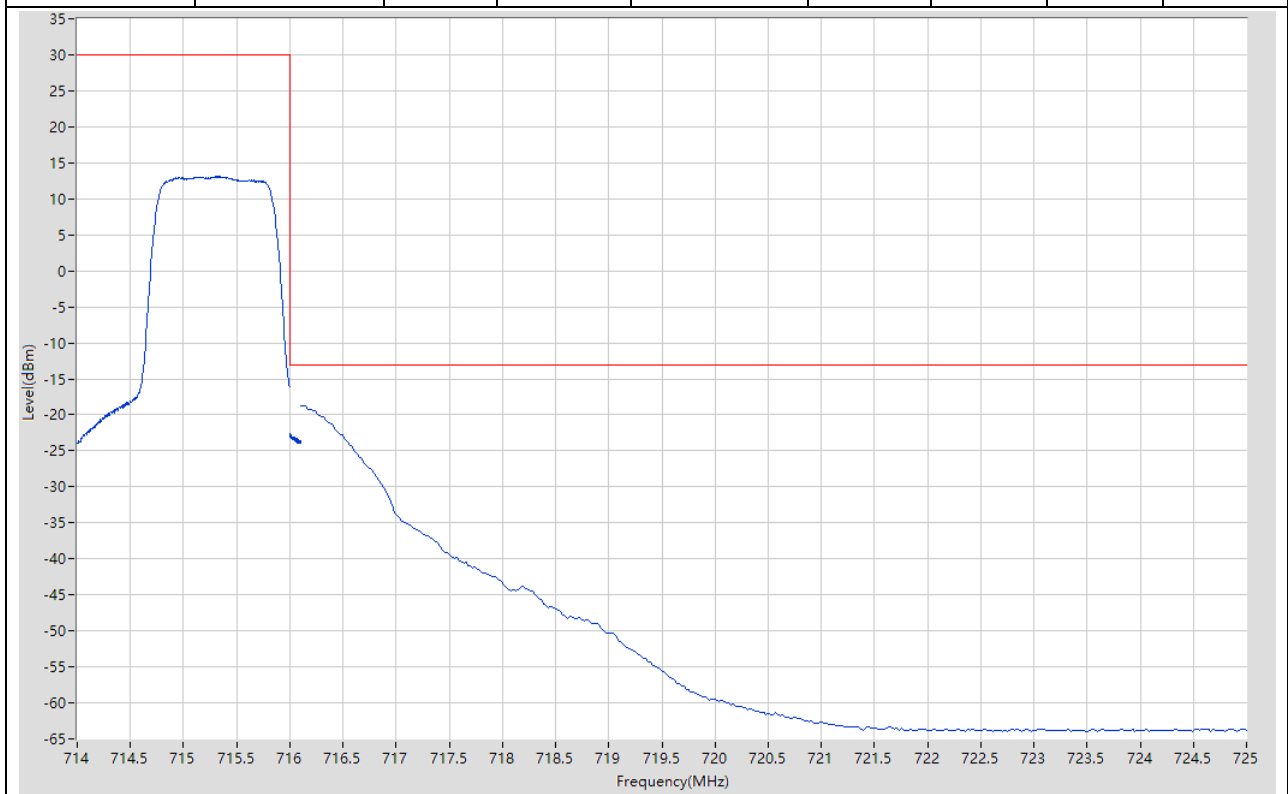
**5.7. LTE Band Edge\_Part22-24-27(NTNV)(Subtest:7, Channel:23173, Bandwidth:1.4, Modulation:Q16, RB Number: 1, RB Position:HIGH)**

Start Frequency (MHz)	Stop Frequency (MHz)	RBW (MHz)	Detector	Frequency (MHz)	Power (dBm)	Limit (dBm)	Verdict	Sweep Point
714	716	0.1	RMS	715.75	21.17	30	Pass	401
716	716.1	0.03	RMS	716	-19.02	-13	Pass	401
716.1	725	0.1	RMS	716.1	-22.67	-13	Pass	401



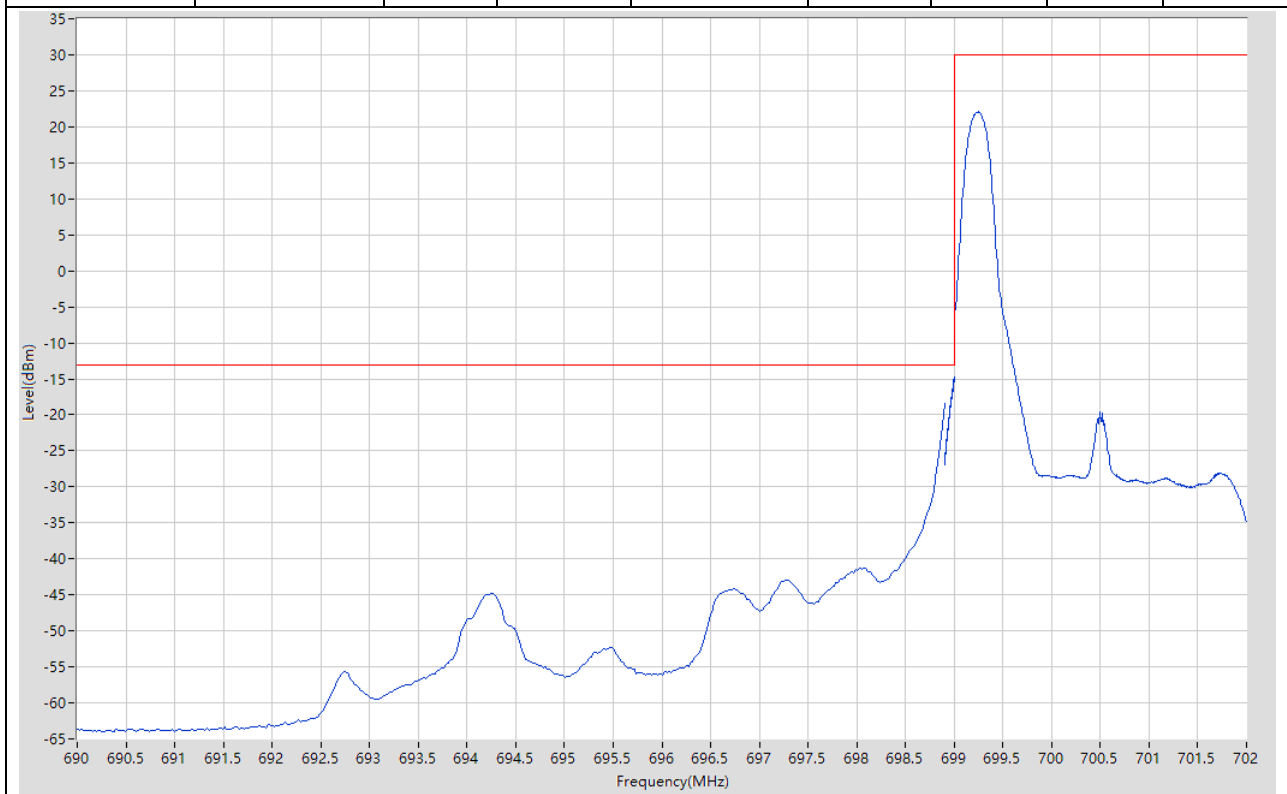
**5.8. LTE Band Edge\_Part22-24-27(NTNV)(Subtest:8, Channel:23173, Bandwidth:1.4, Modulation:Q16, RB Number: 6, RB Position:HIGH)**

Start Frequency (MHz)	Stop Frequency (MHz)	RBW (MHz)	Detector	Frequency (MHz)	Power (dBm)	Limit (dBm)	Verdict	Sweep Point
714	716	0.1	RMS	715.325	13.09	30	Pass	401
716	716.1	0.03	RMS	716.003	-22.62	-13	Pass	401
716.1	725	0.1	RMS	716.145	-18.72	-13	Pass	401



**5.9. LTE Band Edge\_Part22-24-27(NTNV)(Subtest:9, Channel:23025, Bandwidth:3, Modulation:QPSK, RB Number: 1, RB Position:LOW)**

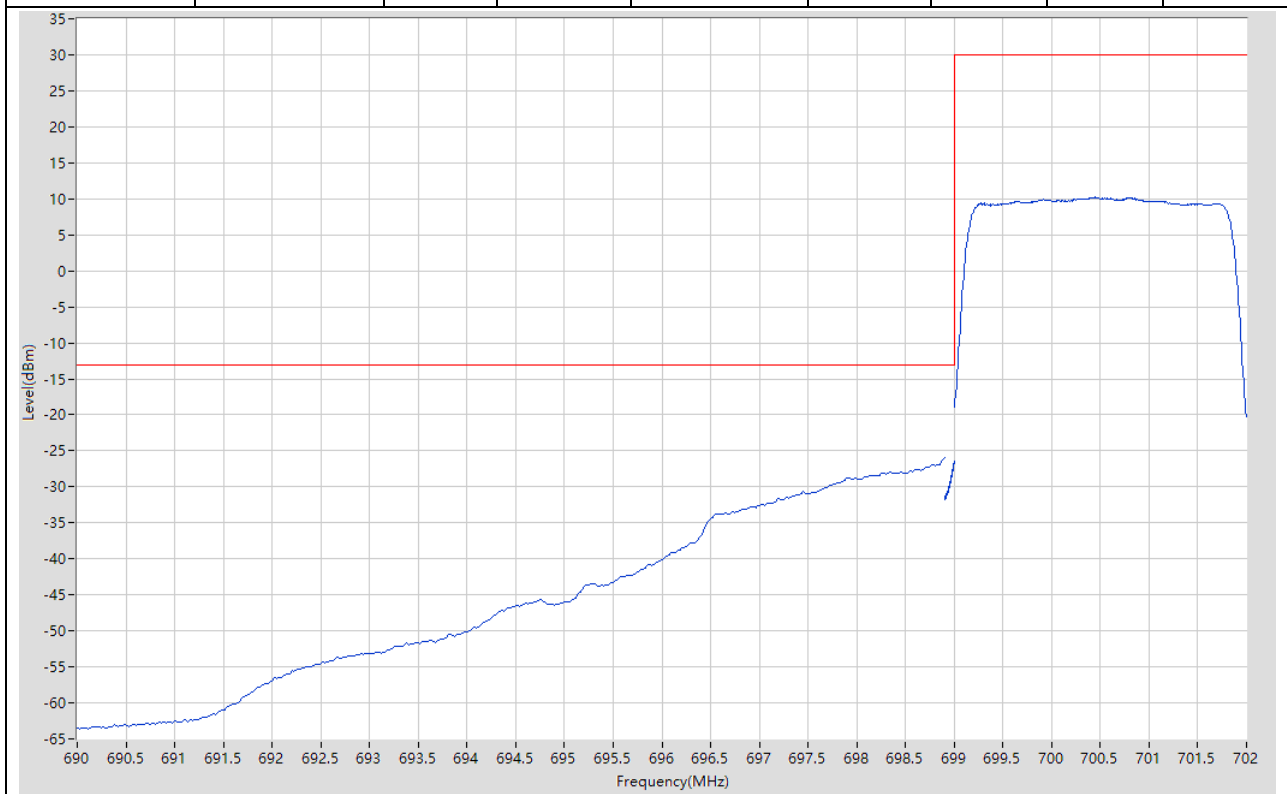
Start Frequency (MHz)	Stop Frequency (MHz)	RBW (MHz)	Detector	Frequency (MHz)	Power (dBm)	Limit (dBm)	Verdict	Sweep Point
690	698.9	0.1	RMS	698.9	-18.49	-13	Pass	401
698.9	699	0.03	RMS	699	-14.77	-13	Pass	401
699	702	0.1	RMS	699.248	22.07	30	Pass	401





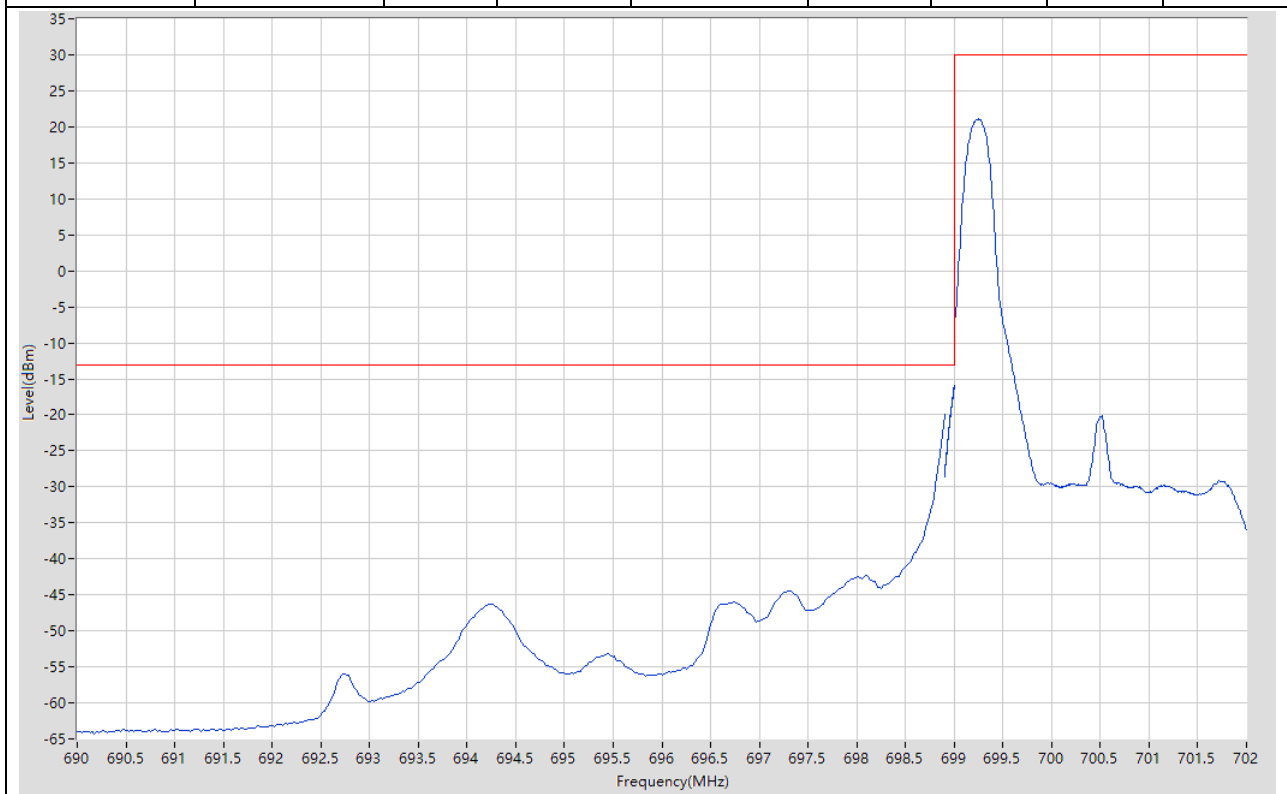
**5.10. LTE Band Edge\_Part22-24-27(NTNV)(Subtest:10, Channel:23025, Bandwidth:3, Modulation:QPSK, RB Number: 15, RB Position:LOW)**

Start Frequency (MHz)	Stop Frequency (MHz)	RBW (MHz)	Detector	Frequency (MHz)	Power (dBm)	Limit (dBm)	Verdict	Sweep Point
690	698.9	0.1	RMS	698.9	-25.92	-13	Pass	401
698.9	699	0.03	RMS	699	-26.47	-13	Pass	401
699	702	0.1	RMS	700.44	10.27	30	Pass	401



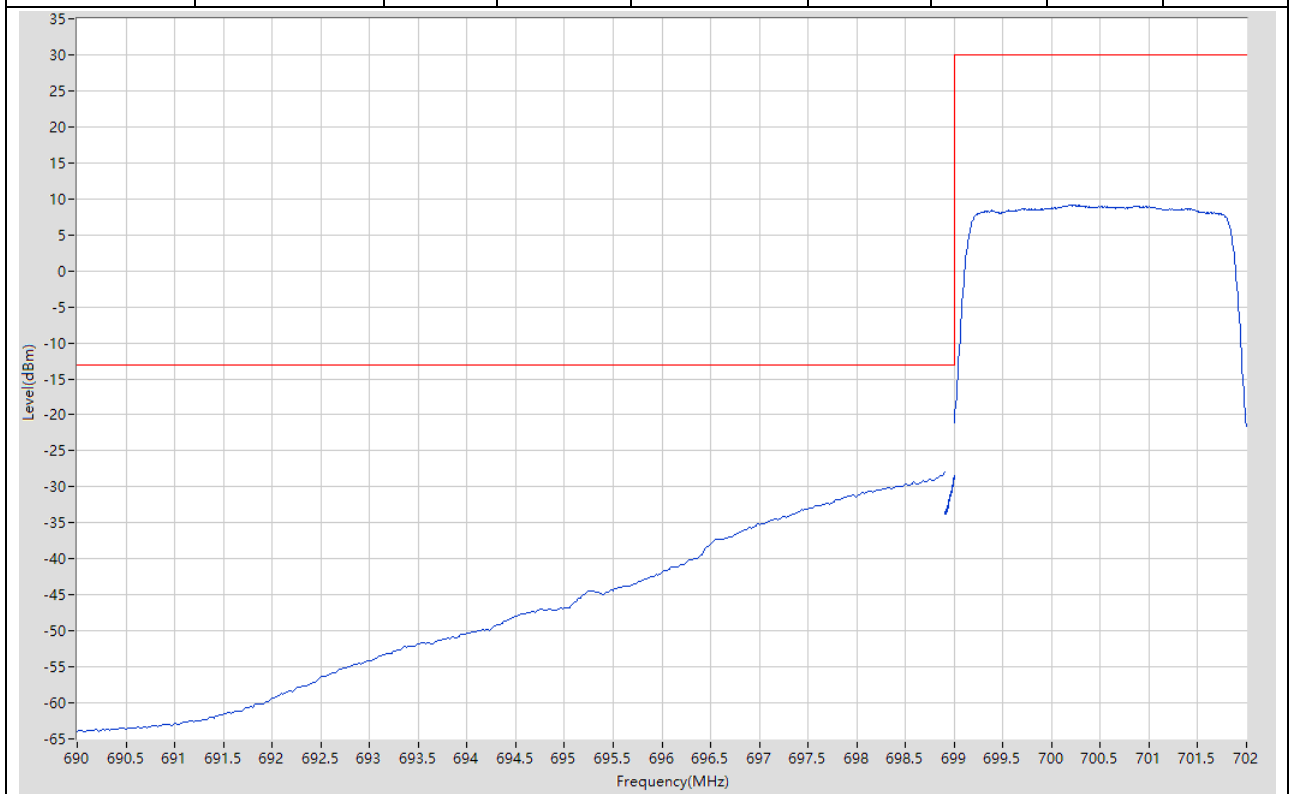
**5.11. LTE Band Edge\_Part22-24-27(NTNV)(Subtest:11, Channel:23025, Bandwidth:3, Modulation:Q16, RB Number: 1, RB Position:LOW)**

Start Frequency (MHz)	Stop Frequency (MHz)	RBW (MHz)	Detector	Frequency (MHz)	Power (dBm)	Limit (dBm)	Verdict	Sweep Point
690	698.9	0.1	RMS	698.9	-19.86	-13	Pass	401
698.9	699	0.03	RMS	699	-15.86	-13	Pass	401
699	702	0.1	RMS	699.255	21.09	30	Pass	401



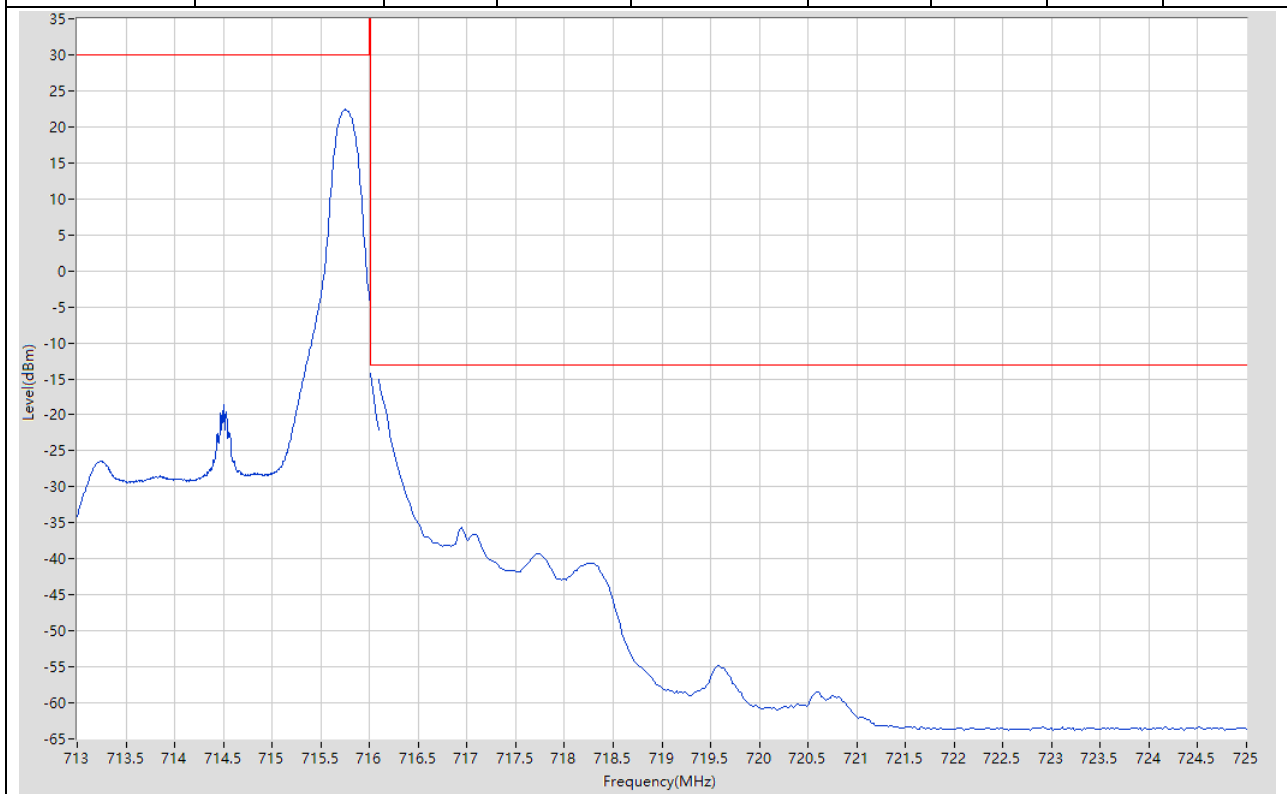
**5.12. LTE Band Edge\_Part22-24-27(NTNV)(Subtest:12, Channel:23025, Bandwidth:3, Modulation:Q16, RB Number: 15, RB Position:LOW)**

Start Frequency (MHz)	Stop Frequency (MHz)	RBW (MHz)	Detector	Frequency (MHz)	Power (dBm)	Limit (dBm)	Verdict	Sweep Point
690	698.9	0.1	RMS	698.9	-27.86	-13	Pass	401
698.9	699	0.03	RMS	699	-28.51	-13	Pass	401
699	702	0.1	RMS	700.23	9.09	30	Pass	401



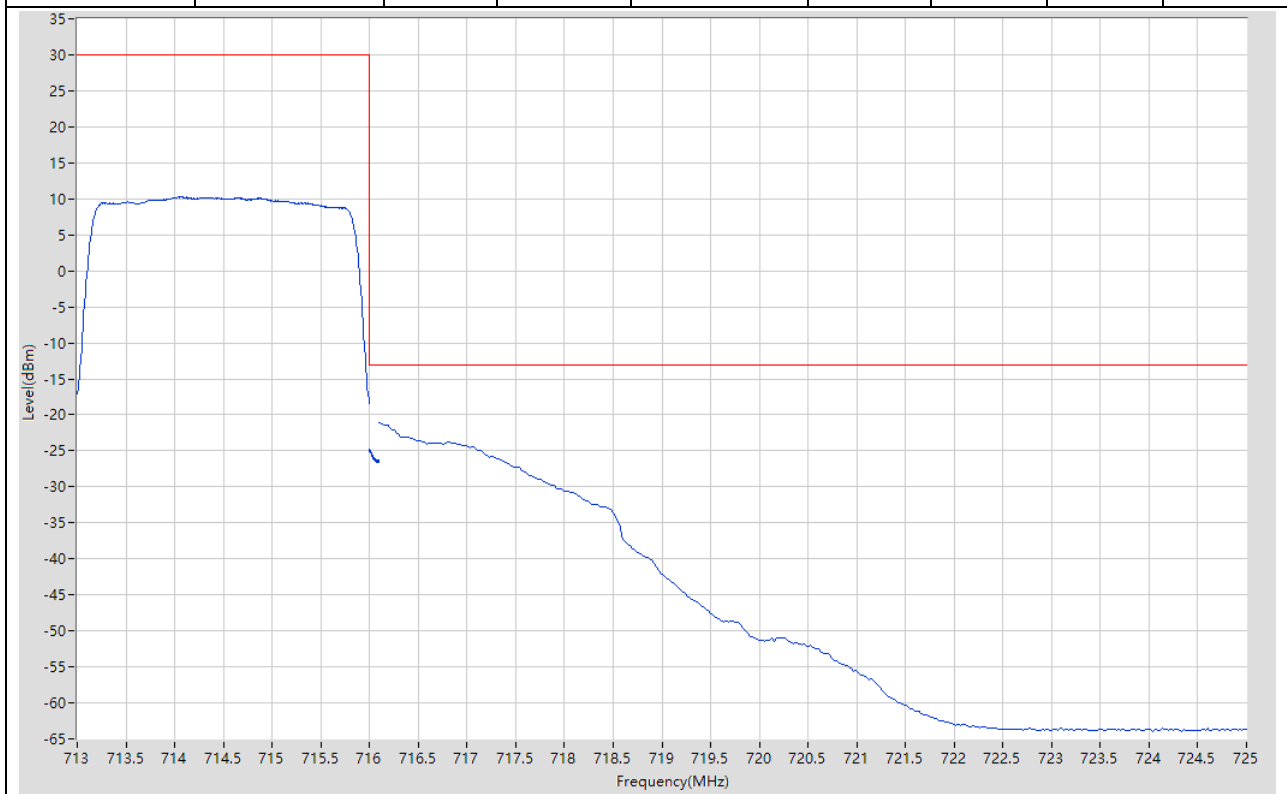
**5.13. LTE Band Edge\_Part22-24-27(NTNV)(Subtest:13, Channel:23165, Bandwidth:3, Modulation:QPSK, RB Number: 1, RB Position:HIGH)**

Start Frequency (MHz)	Stop Frequency (MHz)	RBW (MHz)	Detector	Frequency (MHz)	Power (dBm)	Limit (dBm)	Verdict	Sweep Point
713	716	0.1	RMS	715.753	22.4	30	Pass	401
716.015	716.1	0.03	RMS	716.015	-14.31	-13	Pass	4
716.1	725	0.1	RMS	716.1	-15.14	-13	Pass	401



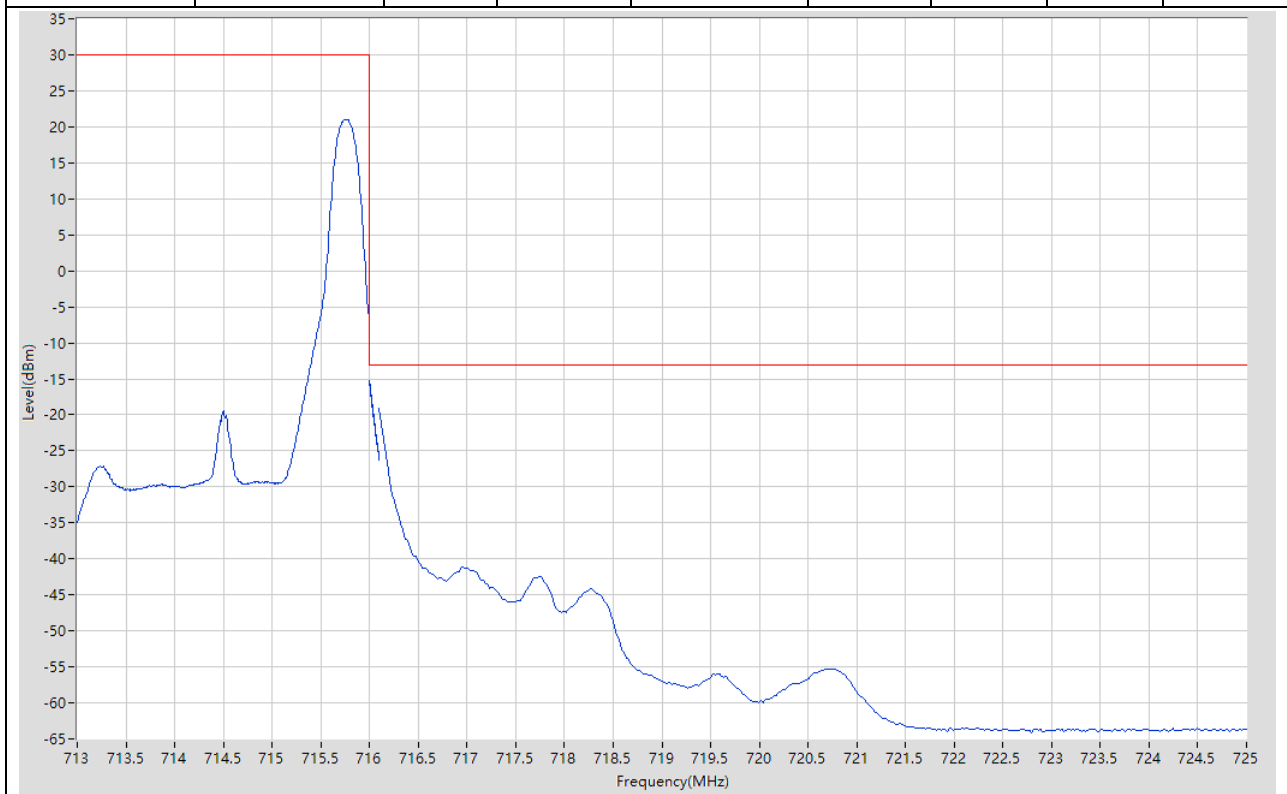
**5.14. LTE Band Edge\_Part22-24-27(NTNV)(Subtest:14, Channel:23165, Bandwidth:3, Modulation:QPSK, RB Number: 15, RB Position:HIGH)**

Start Frequency (MHz)	Stop Frequency (MHz)	RBW (MHz)	Detector	Frequency (MHz)	Power (dBm)	Limit (dBm)	Verdict	Sweep Point
713	716	0.1	RMS	714.088	10.31	30	Pass	401
716	716.1	0.03	RMS	716	-24.81	-13	Pass	401
716.1	725	0.1	RMS	716.1	-21.1	-13	Pass	401



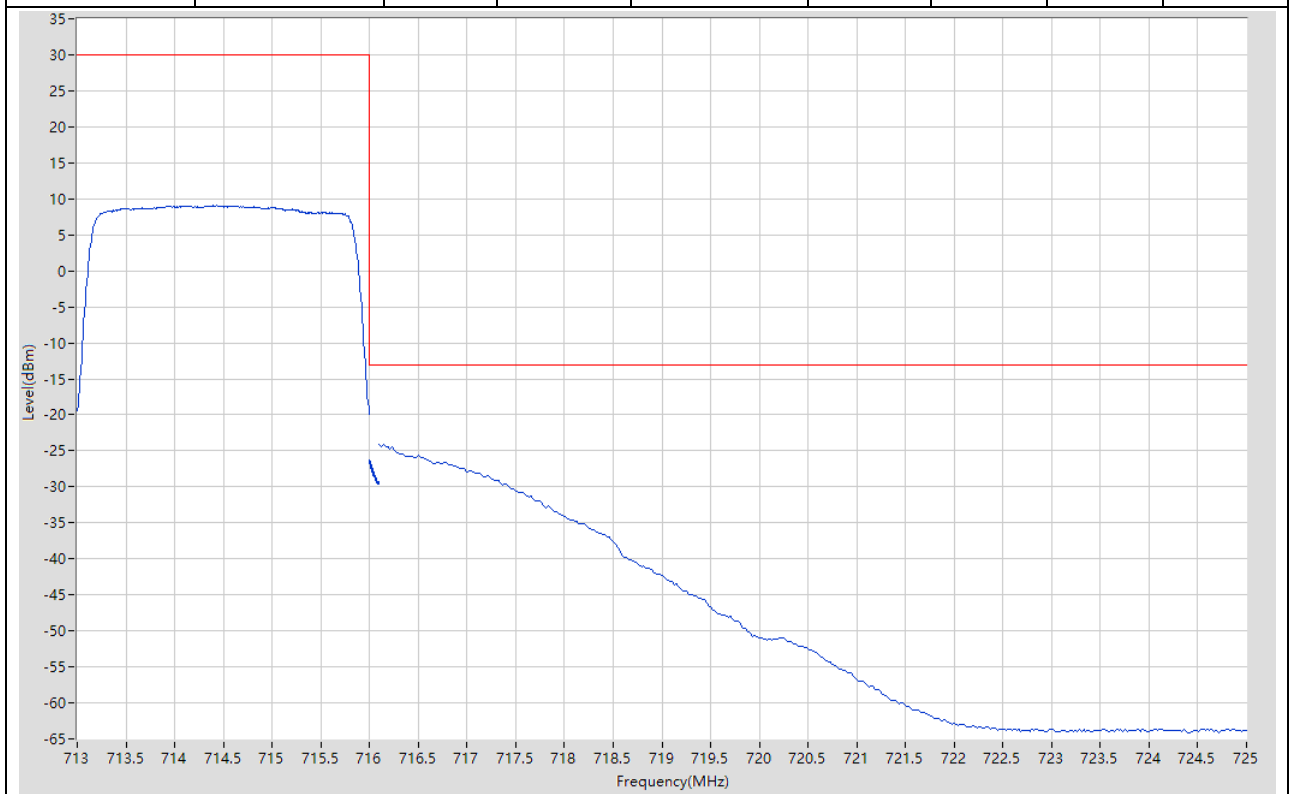
**5.15. LTE Band Edge\_Part22-24-27(NTNV)(Subtest:15, Channel:23165, Bandwidth:3, Modulation:Q16, RB Number: 1, RB Position:HIGH)**

Start Frequency (MHz)	Stop Frequency (MHz)	RBW (MHz)	Detector	Frequency (MHz)	Power (dBm)	Limit (dBm)	Verdict	Sweep Point
713	716	0.1	RMS	715.76	21.04	30	Pass	401
716	716.1	0.03	RMS	716	-15.28	-13	Pass	401
716.1	725	0.1	RMS	716.1	-19.02	-13	Pass	401



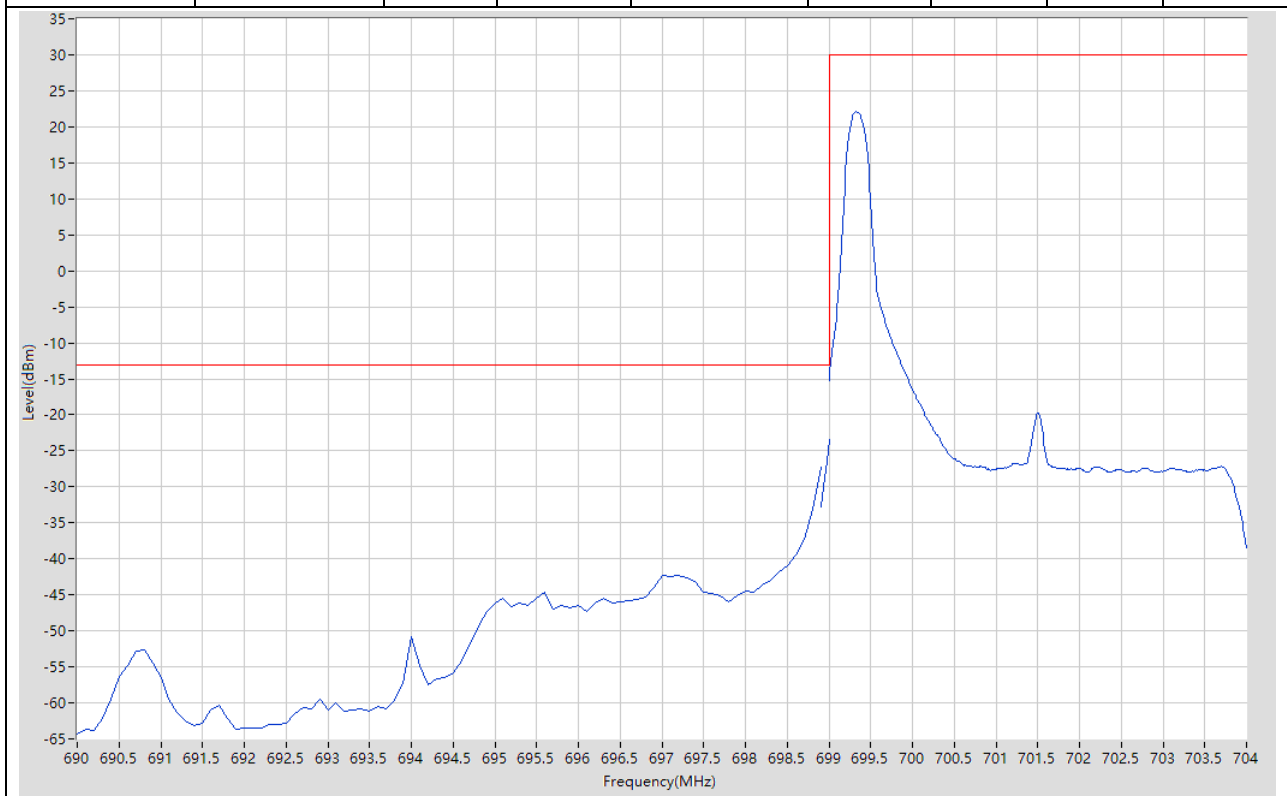
**5.16. LTE Band Edge\_Part22-24-27(NTNV)(Subtest:16, Channel:23165, Bandwidth:3, Modulation:Q16, RB Number: 15, RB Position:HIGH)**

Start Frequency (MHz)	Stop Frequency (MHz)	RBW (MHz)	Detector	Frequency (MHz)	Power (dBm)	Limit (dBm)	Verdict	Sweep Point
713	716	0.1	RMS	714.395	9.08	30	Pass	401
716	716.1	0.03	RMS	716.001	-26.25	-13	Pass	401
716.1	725	0.1	RMS	716.1	-24.06	-13	Pass	401



**5.17. LTE Band Edge\_Part22-24-27(NTNV)(Subtest:17, Channel:23035, Bandwidth:5, Modulation:QPSK, RB Number: 1, RB Position:LOW)**

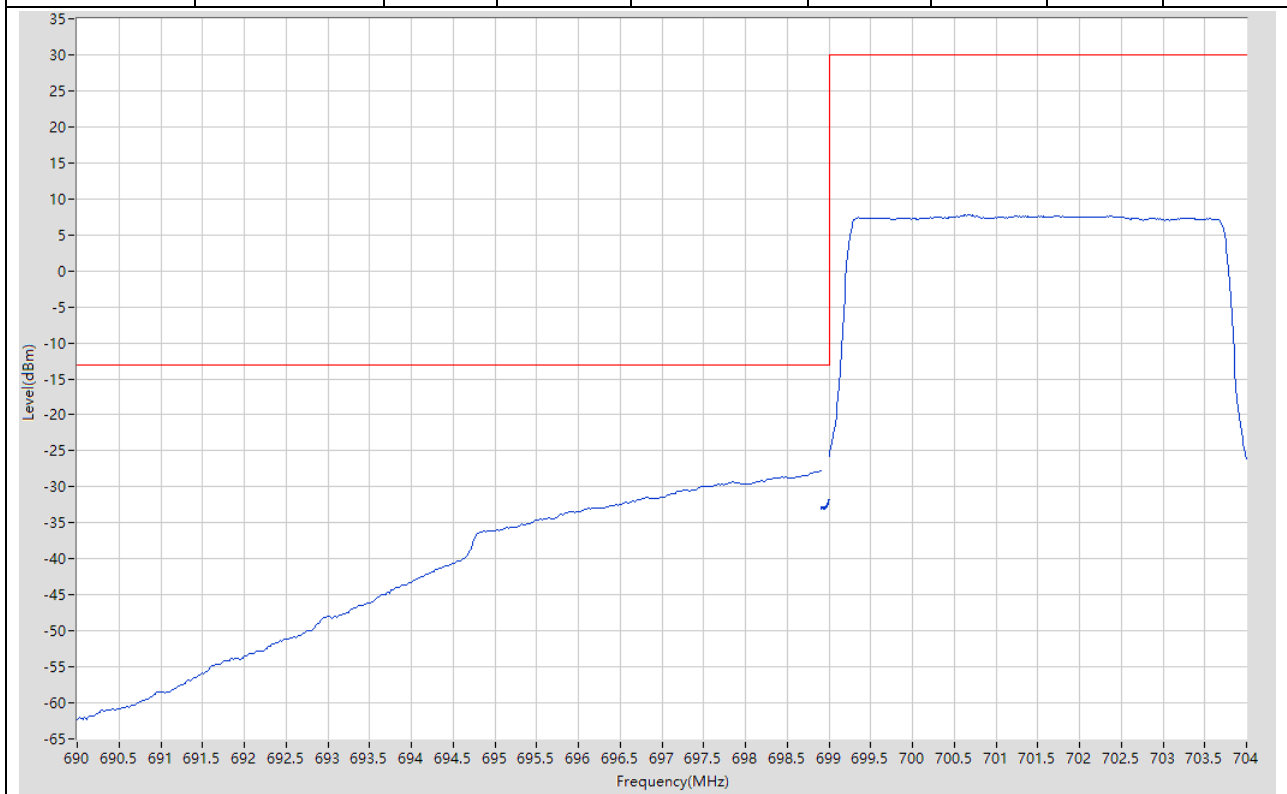
Start Frequency (MHz)	Stop Frequency (MHz)	RBW (MHz)	Detector	Frequency (MHz)	Power (dBm)	Limit (dBm)	Verdict	Sweep Point
690	698.9	0.1	RMS	698.9	-27.2	-13	Pass	90
698.9	699	0.03	RMS	699	-23.37	-13	Pass	5
699	704	0.1	RMS	699.325	22.07	30	Pass	401





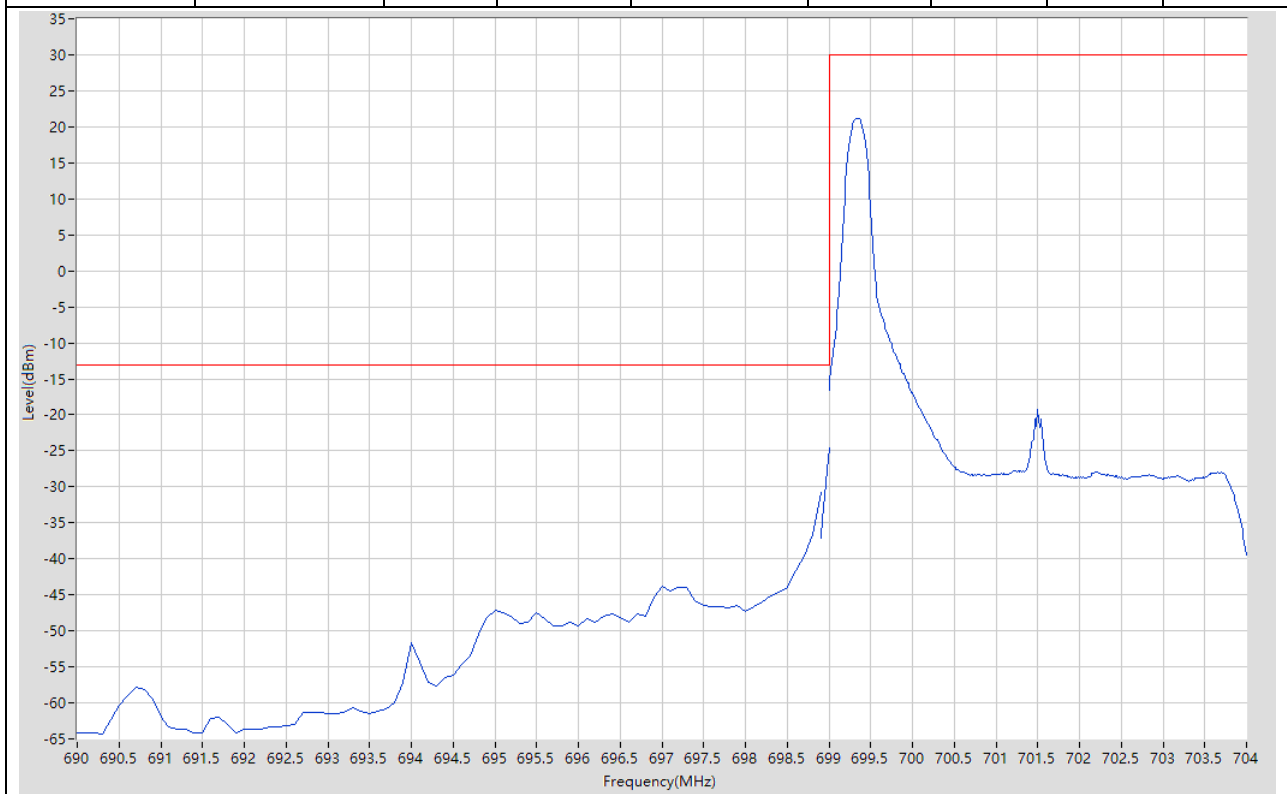
**5.18. LTE Band Edge\_Part22-24-27(NTNV)(Subtest:18, Channel:23035, Bandwidth:5, Modulation:QPSK, RB Number: 25, RB Position:LOW)**

Start Frequency (MHz)	Stop Frequency (MHz)	RBW (MHz)	Detector	Frequency (MHz)	Power (dBm)	Limit (dBm)	Verdict	Sweep Point
690	698.9	0.1	RMS	698.9	-27.79	-13	Pass	401
698.9	699	0.03	RMS	699	-31.8	-13	Pass	401
699	704	0.1	RMS	700.688	7.82	30	Pass	401



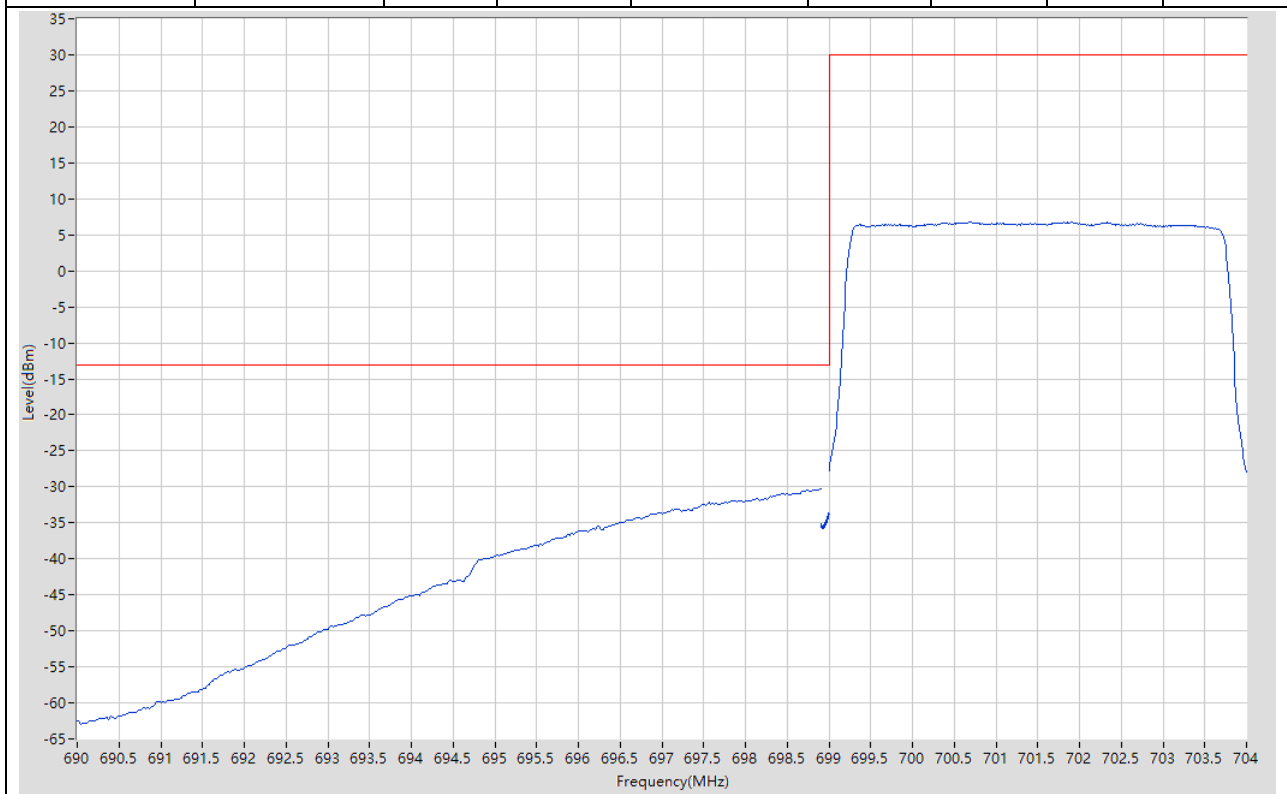
**5.19. LTE Band Edge\_Part22-24-27(NTNV)(Subtest:19, Channel:23035, Bandwidth:5, Modulation:Q16, RB Number: 1, RB Position:LOW)**

Start Frequency (MHz)	Stop Frequency (MHz)	RBW (MHz)	Detector	Frequency (MHz)	Power (dBm)	Limit (dBm)	Verdict	Sweep Point
690	698.9	0.1	RMS	698.9	-30.72	-13	Pass	90
698.9	699	0.03	RMS	699	-24.61	-13	Pass	5
699	704	0.1	RMS	699.338	21.18	30	Pass	401



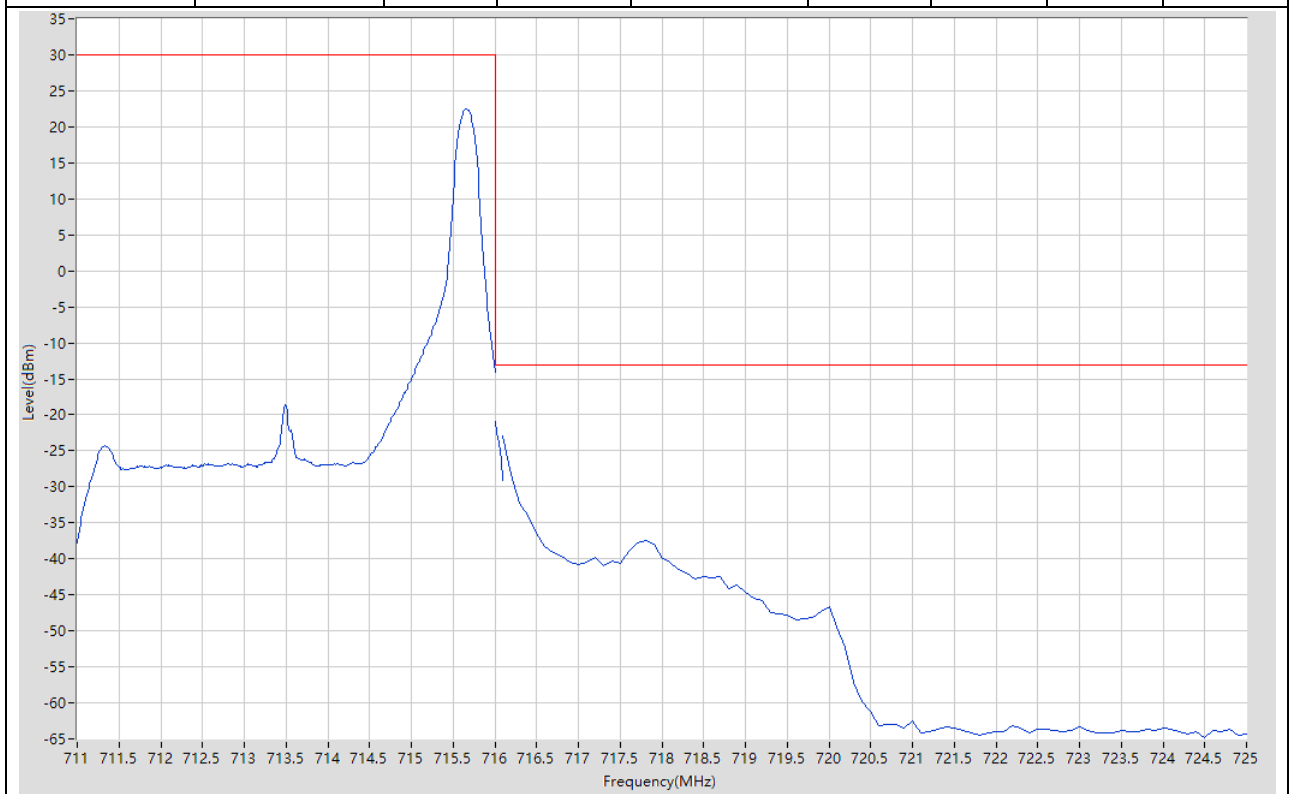
**5.20. LTE Band Edge\_Part22-24-27(NTNV)(Subtest:20, Channel:23035, Bandwidth:5, Modulation:Q16, RB Number: 25, RB Position:LOW)**

Start Frequency (MHz)	Stop Frequency (MHz)	RBW (MHz)	Detector	Frequency (MHz)	Power (dBm)	Limit (dBm)	Verdict	Sweep Point
690	698.9	0.1	RMS	698.9	-30.2	-13	Pass	401
698.9	699	0.03	RMS	699	-33.58	-13	Pass	401
699	704	0.1	RMS	700.688	6.78	30	Pass	401



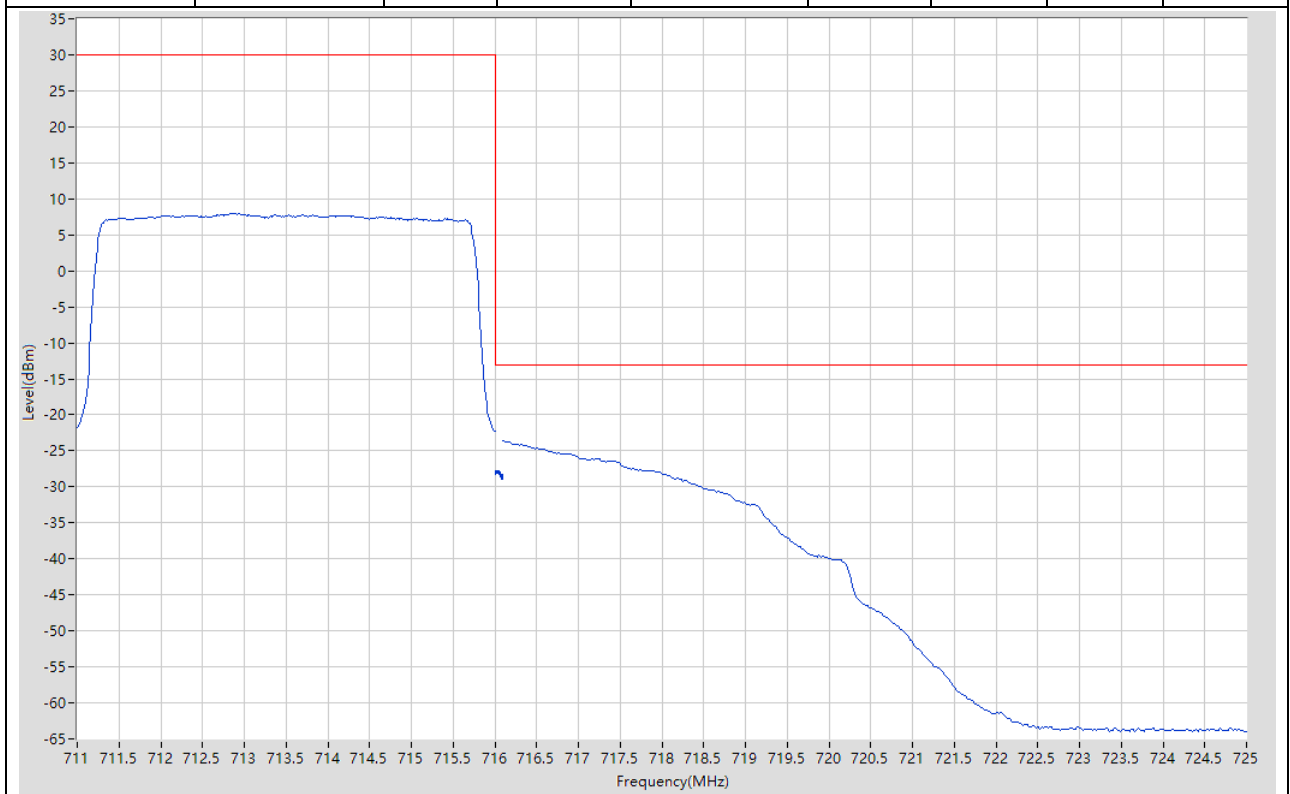
**5.21. LTE Band Edge\_Part22-24-27(NTNV)(Subtest:21, Channel:23155, Bandwidth:5, Modulation:QPSK, RB Number: 1, RB Position:HIGH)**

Start Frequency (MHz)	Stop Frequency (MHz)	RBW (MHz)	Detector	Frequency (MHz)	Power (dBm)	Limit (dBm)	Verdict	Sweep Point
711	716	0.1	RMS	715.663	22.46	30	Pass	401
716	716.1	0.03	RMS	716	-20.98	-13	Pass	5
716.1	725	0.1	RMS	716.1	-22.85	-13	Pass	90



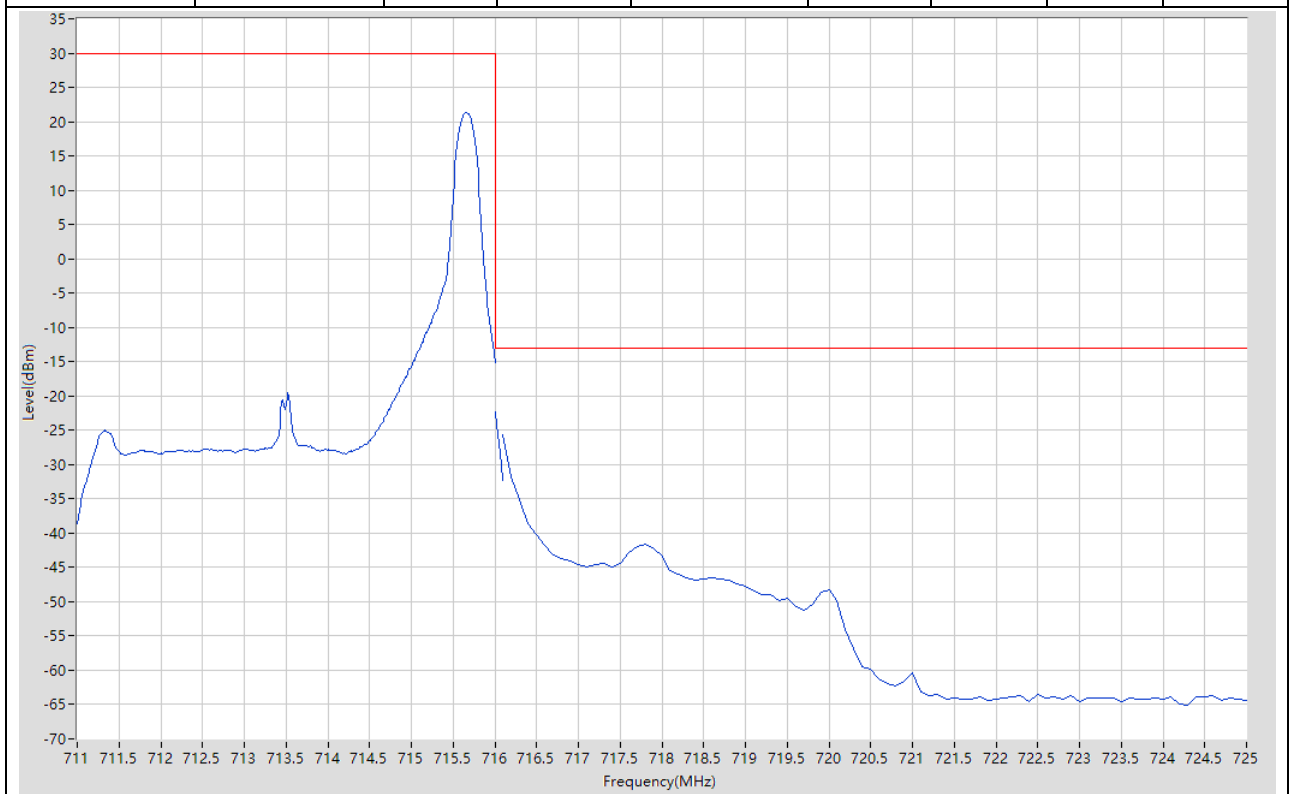
**5.22. LTE Band Edge\_Part22-24-27(NTNV)(Subtest:22, Channel:23155, Bandwidth:5, Modulation:QPSK, RB Number: 25, RB Position:HIGH)**

Start Frequency (MHz)	Stop Frequency (MHz)	RBW (MHz)	Detector	Frequency (MHz)	Power (dBm)	Limit (dBm)	Verdict	Sweep Point
711	716	0.1	RMS	712.875	7.99	30	Pass	401
716	716.1	0.03	RMS	716.038	-27.72	-13	Pass	401
716.1	725	0.1	RMS	716.1	-23.58	-13	Pass	401



**5.23. LTE Band Edge\_Part22-24-27(NTNV)(Subtest:23, Channel:23155, Bandwidth:5, Modulation:Q16, RB Number: 1, RB Position:HIGH)**

Start Frequency (MHz)	Stop Frequency (MHz)	RBW (MHz)	Detector	Frequency (MHz)	Power (dBm)	Limit (dBm)	Verdict	Sweep Point
711	716	0.1	RMS	715.663	21.28	30	Pass	401
716	716.1	0.03	RMS	716	-22.31	-13	Pass	5
716.1	725	0.1	RMS	716.1	-25.68	-13	Pass	90



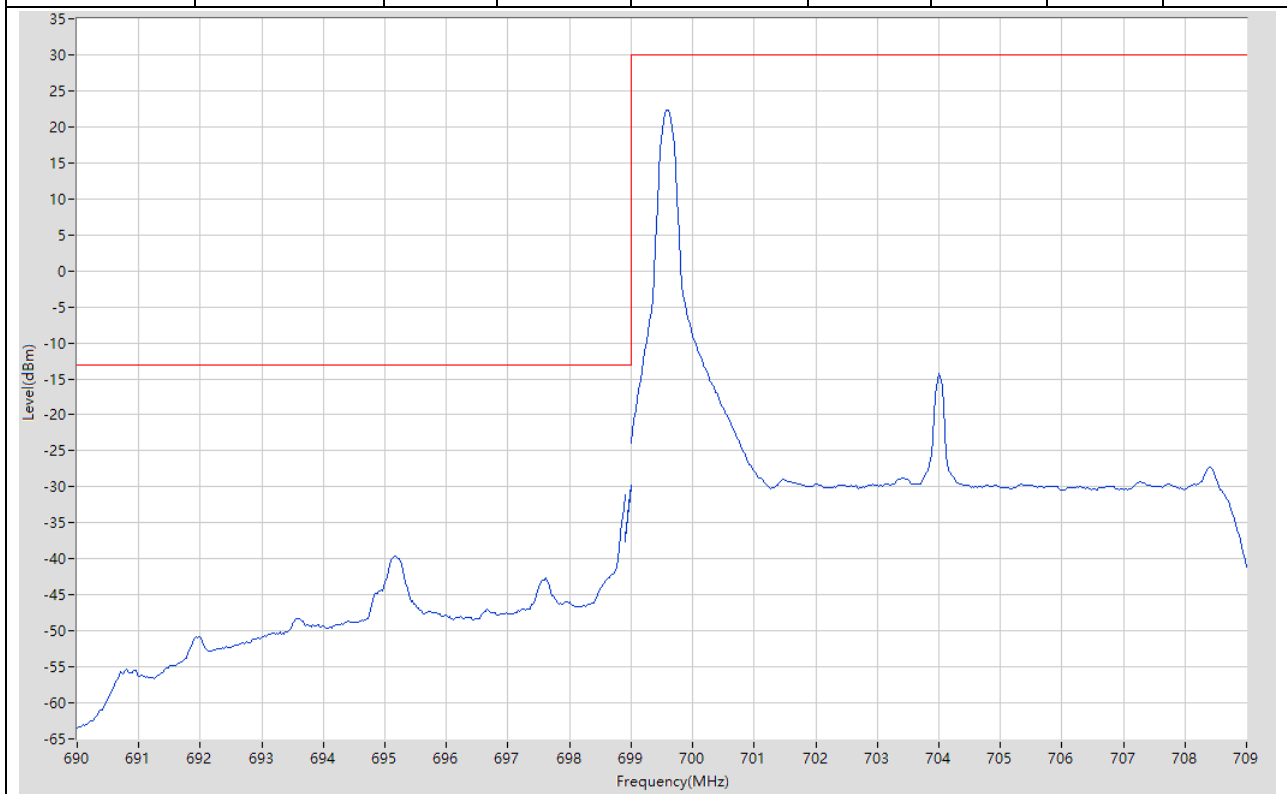
**5.24. LTE Band Edge\_Part22-24-27(NTNV)(Subtest:24, Channel:23155, Bandwidth:5, Modulation:Q16, RB Number: 25, RB Position:HIGH)**

Start Frequency (MHz)	Stop Frequency (MHz)	RBW (MHz)	Detector	Frequency (MHz)	Power (dBm)	Limit (dBm)	Verdict	Sweep Point
711	716	0.1	RMS	713.25	6.89	30	Pass	401
716	716.1	0.03	RMS	716.002	-30.47	-13	Pass	401
716.1	725	0.1	RMS	716.122	-26.39	-13	Pass	401



**5.25. LTE Band Edge\_Part22-24-27(NTNV)(Subtest:25, Channel:23060, Bandwidth:10, Modulation:QPSK, RB Number: 1, RB Position:LOW)**

Start Frequency (MHz)	Stop Frequency (MHz)	RBW (MHz)	Detector	Frequency (MHz)	Power (dBm)	Limit (dBm)	Verdict	Sweep Point
690	698.9	0.1	RMS	698.9	-31.14	-13	Pass	401
698.9	699	0.03	RMS	699	-29.85	-13	Pass	401
699	709	0.1	RMS	699.6	22.25	30	Pass	401





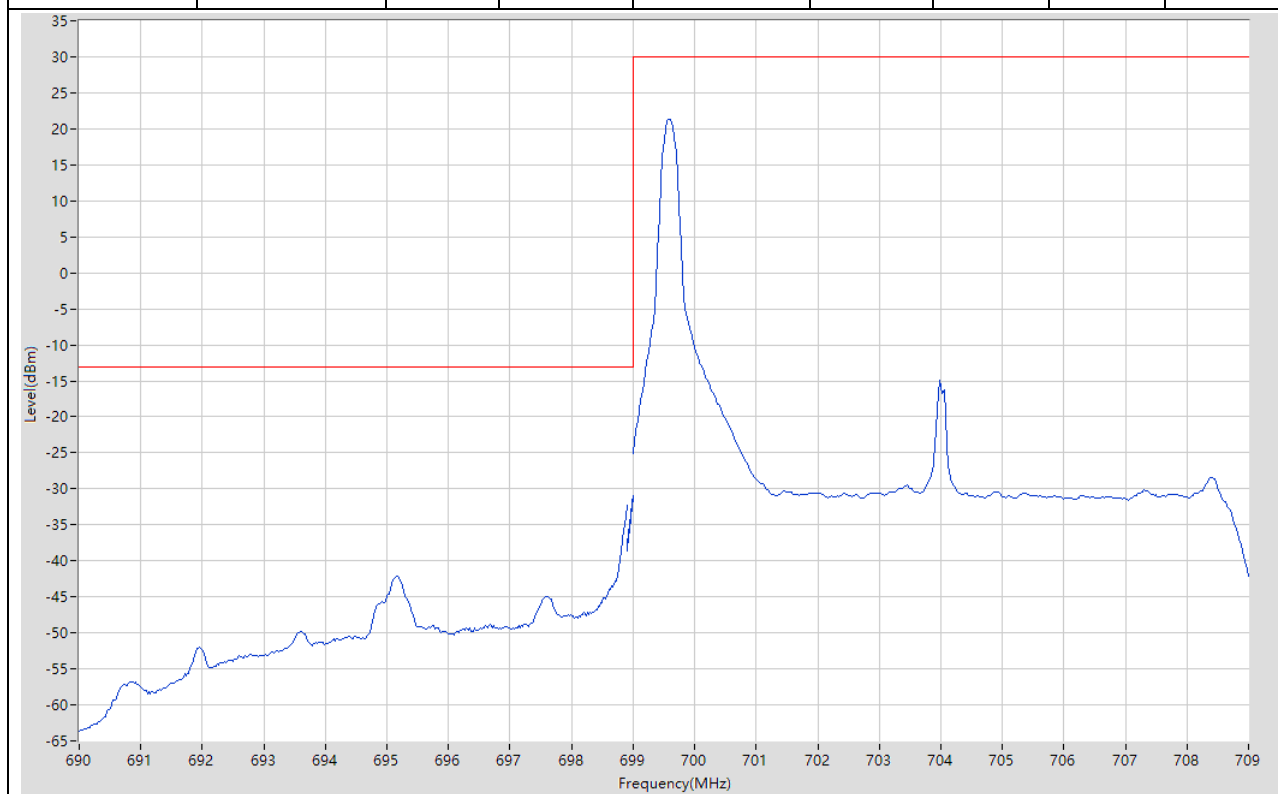
**5.26. LTE Band Edge\_Part22-24-27(NTNV)(Subtest:26, Channel:23060, Bandwidth:10, Modulation:QPSK, RB Number: 50, RB Position:LOW)**

Start Frequency (MHz)	Stop Frequency (MHz)	RBW (MHz)	Detector	Frequency (MHz)	Power (dBm)	Limit (dBm)	Verdict	Sweep Point
690	698.9	0.1	RMS	698.9	-28.18	-13	Pass	401
698.9	699	0.03	RMS	699	-32.76	-13	Pass	401
699	709	0.1	RMS	703.25	4.89	30	Pass	401



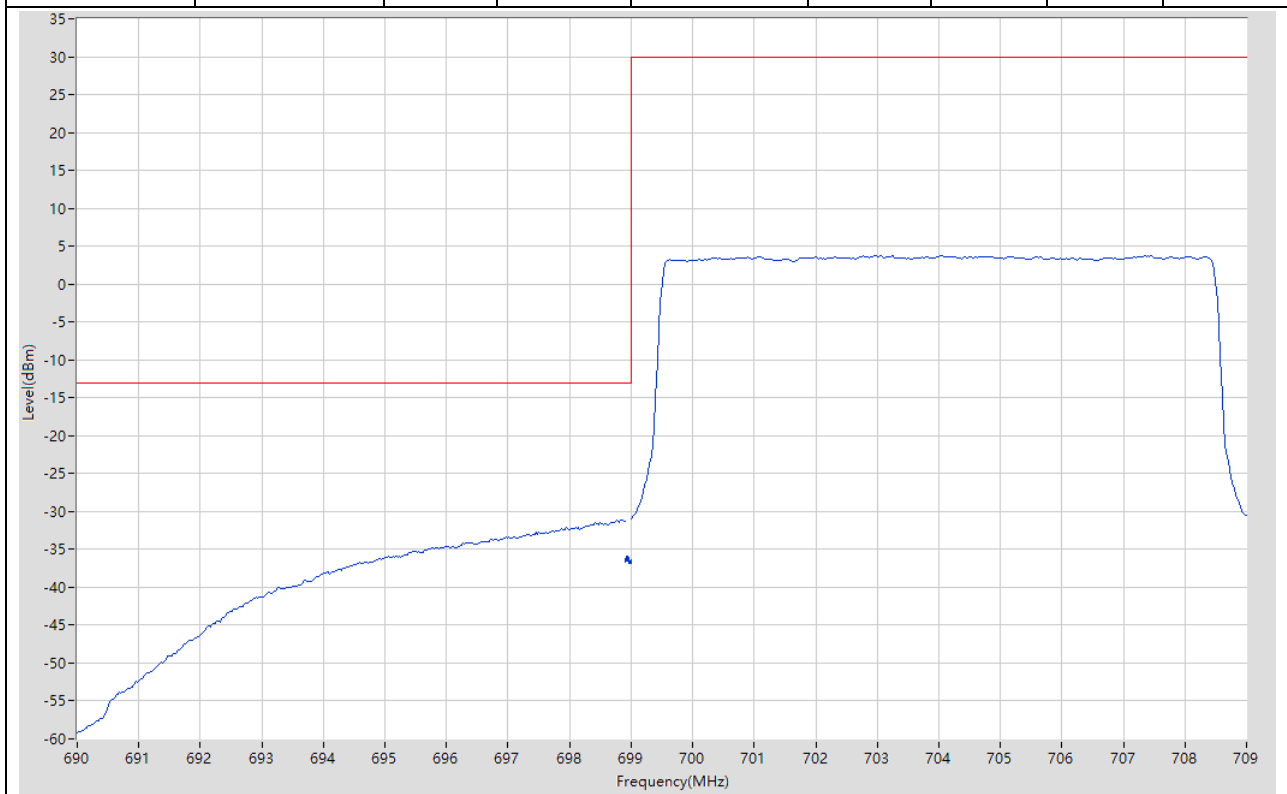
**5.27. LTE Band Edge\_Part22-24-27(NTNV)(Subtest:27, Channel:23060, Bandwidth:10, Modulation:Q16, RB Number: 1, RB Position:LOW)**

Start Frequency (MHz)	Stop Frequency (MHz)	RBW (MHz)	Detector	Frequency (MHz)	Power (dBm)	Limit (dBm)	Verdict	Sweep Point
690	698.9	0.1	RMS	698.9	-32.24	-13	Pass	401
698.9	699	0.03	RMS	698.999	-31.01	-13	Pass	401
699	709	0.1	RMS	699.575	21.3	30	Pass	401



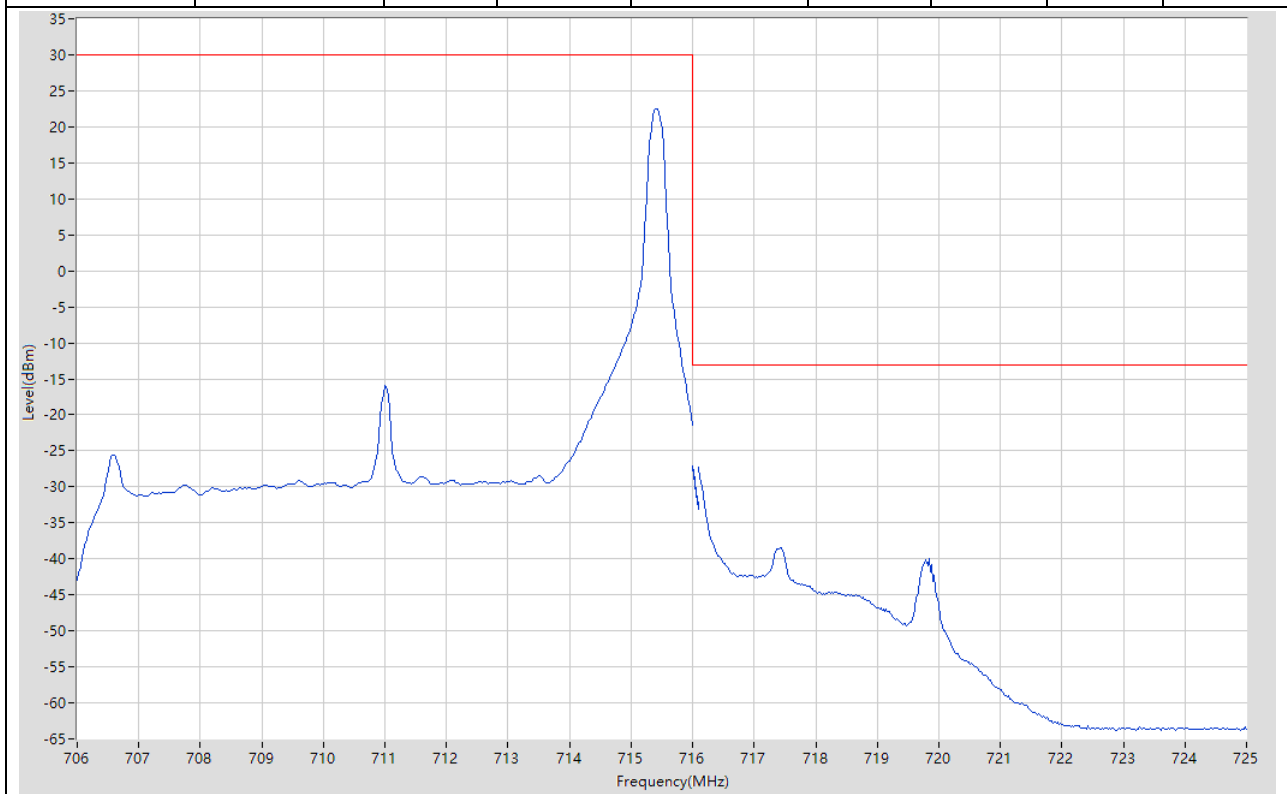
**5.28. LTE Band Edge\_Part22-24-27(NTNV)(Subtest:28, Channel:23060, Bandwidth:10, Modulation:Q16, RB Number: 50, RB Position:LOW)**

Start Frequency (MHz)	Stop Frequency (MHz)	RBW (MHz)	Detector	Frequency (MHz)	Power (dBm)	Limit (dBm)	Verdict	Sweep Point
690	698.9	0.1	RMS	698.767	-31.18	-13	Pass	401
698.9	699	0.03	RMS	698.929	-35.95	-13	Pass	401
699	709	0.1	RMS	704.025	3.77	30	Pass	401



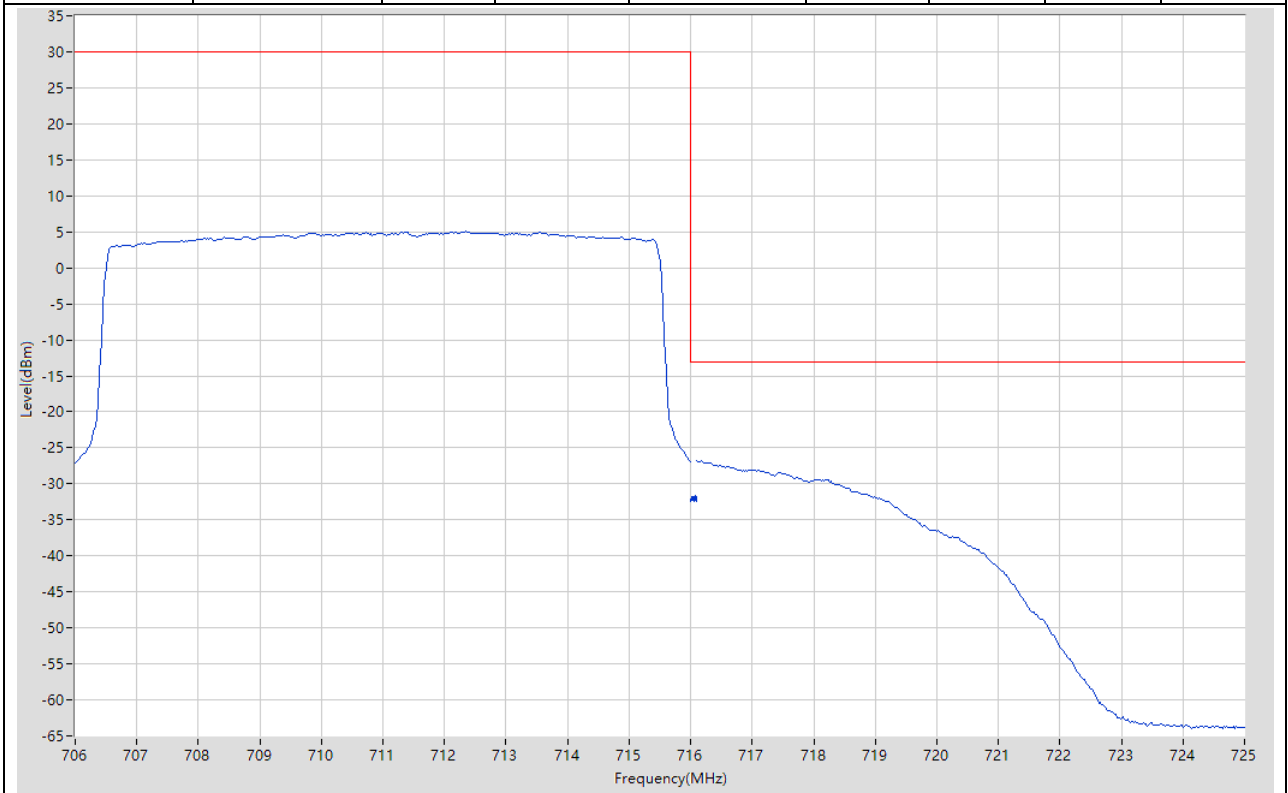
**5.29. LTE Band Edge\_Part22-24-27(NTNV)(Subtest:29, Channel:23130, Bandwidth:10, Modulation:QPSK, RB Number: 1, RB Position:HIGH)**

Start Frequency (MHz)	Stop Frequency (MHz)	RBW (MHz)	Detector	Frequency (MHz)	Power (dBm)	Limit (dBm)	Verdict	Sweep Point
706	716	0.1	RMS	715.425	22.49	30	Pass	401
716	716.1	0.03	RMS	716.001	-27.08	-13	Pass	401
716.1	725	0.1	RMS	716.1	-27.33	-13	Pass	401



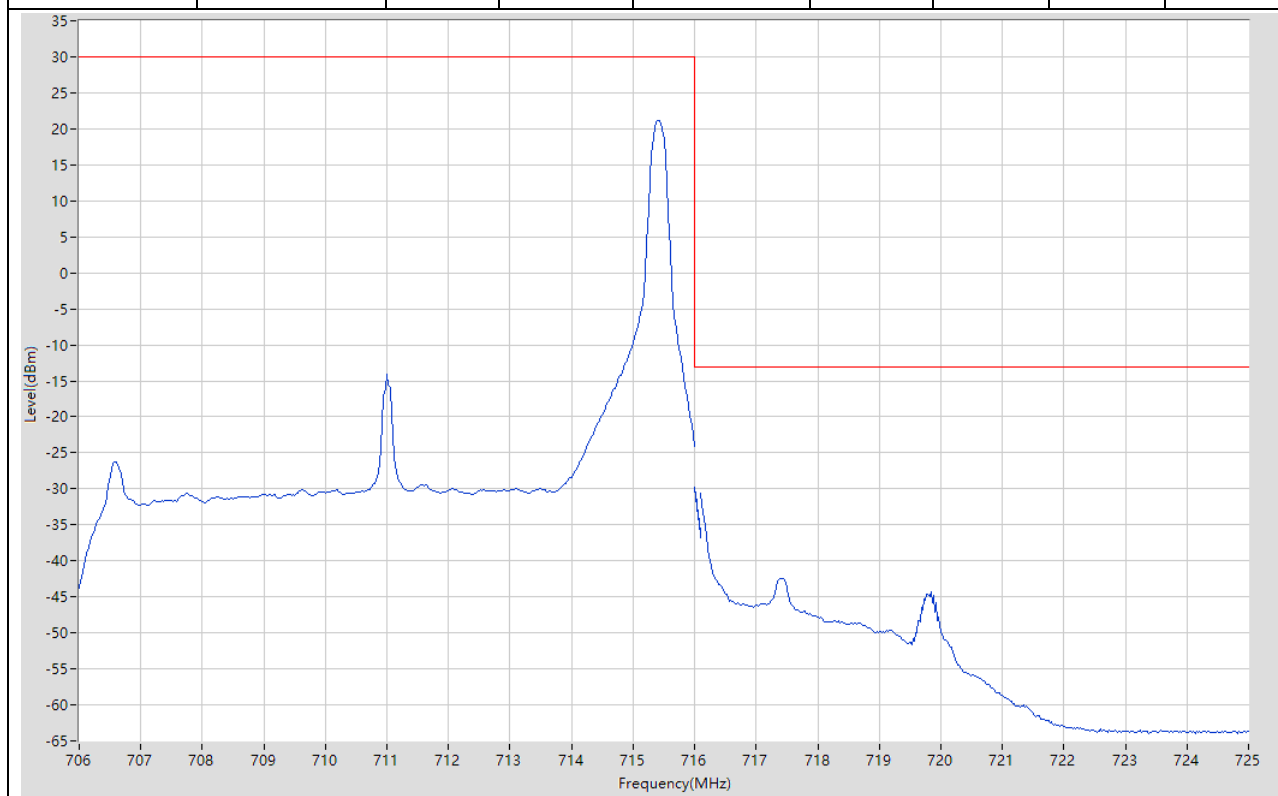
**5.30. LTE Band Edge\_Part22-24-27(NTNV)(Subtest:30, Channel:23130, Bandwidth:10, Modulation:QPSK, RB Number: 50, RB Position:HIGH)**

Start Frequency (MHz)	Stop Frequency (MHz)	RBW (MHz)	Detector	Frequency (MHz)	Power (dBm)	Limit (dBm)	Verdict	Sweep Point
706	716	0.1	RMS	712.35	5.05	30	Pass	401
716	716.1	0.03	RMS	716.067	-31.66	-13	Pass	401
716.1	725	0.1	RMS	716.1	-26.78	-13	Pass	401



**5.31. LTE Band Edge\_Part22-24-27(NTNV)(Subtest:31, Channel:23130, Bandwidth:10, Modulation:Q16, RB Number: 1, RB Position:HIGH)**

Start Frequency (MHz)	Stop Frequency (MHz)	RBW (MHz)	Detector	Frequency (MHz)	Power (dBm)	Limit (dBm)	Verdict	Sweep Point
706	716	0.1	RMS	715.4	21.22	30	Pass	401
716	716.1	0.03	RMS	716	-29.82	-13	Pass	401
716.1	725	0.1	RMS	716.1	-30.54	-13	Pass	401



**5.32. LTE Band Edge\_Part22-24-27(NTNV)(Subtest:32, Channel:23130, Bandwidth:10, Modulation:Q16, RB Number: 50, RB Position:HIGH)**

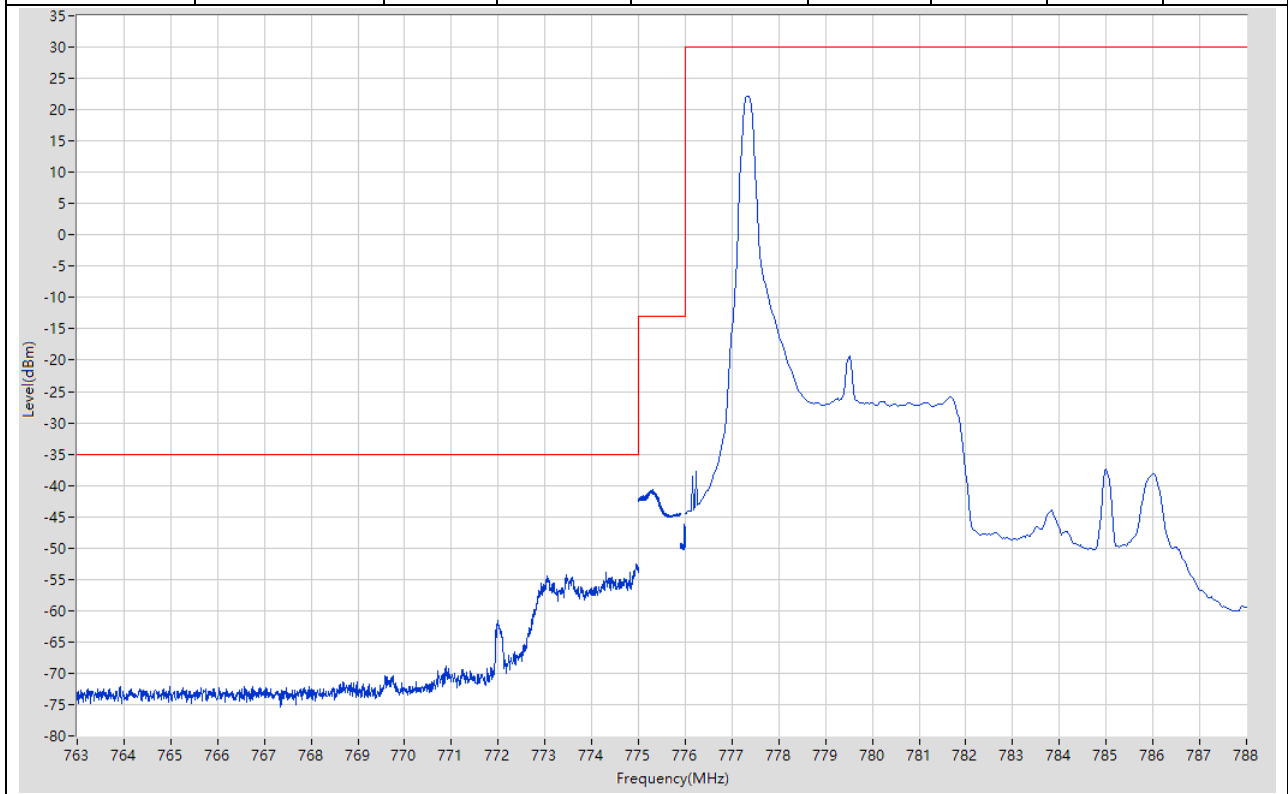
Start Frequency (MHz)	Stop Frequency (MHz)	RBW (MHz)	Detector	Frequency (MHz)	Power (dBm)	Limit (dBm)	Verdict	Sweep Point
706	716	0.1	RMS	712.575	3.86	30	Pass	401
716	716.1	0.03	RMS	716.017	-34	-13	Pass	401
716.1	725	0.1	RMS	716.211	-29.5	-13	Pass	401



## 6. LTE\_Band13

### 6.1. LTE Band Edge\_Part22-24-27(NTNV)(Subtest:1, Channel:23205, Bandwidth:5, Modulation:QPSK, RB Number: 1, RB Position:LOW)

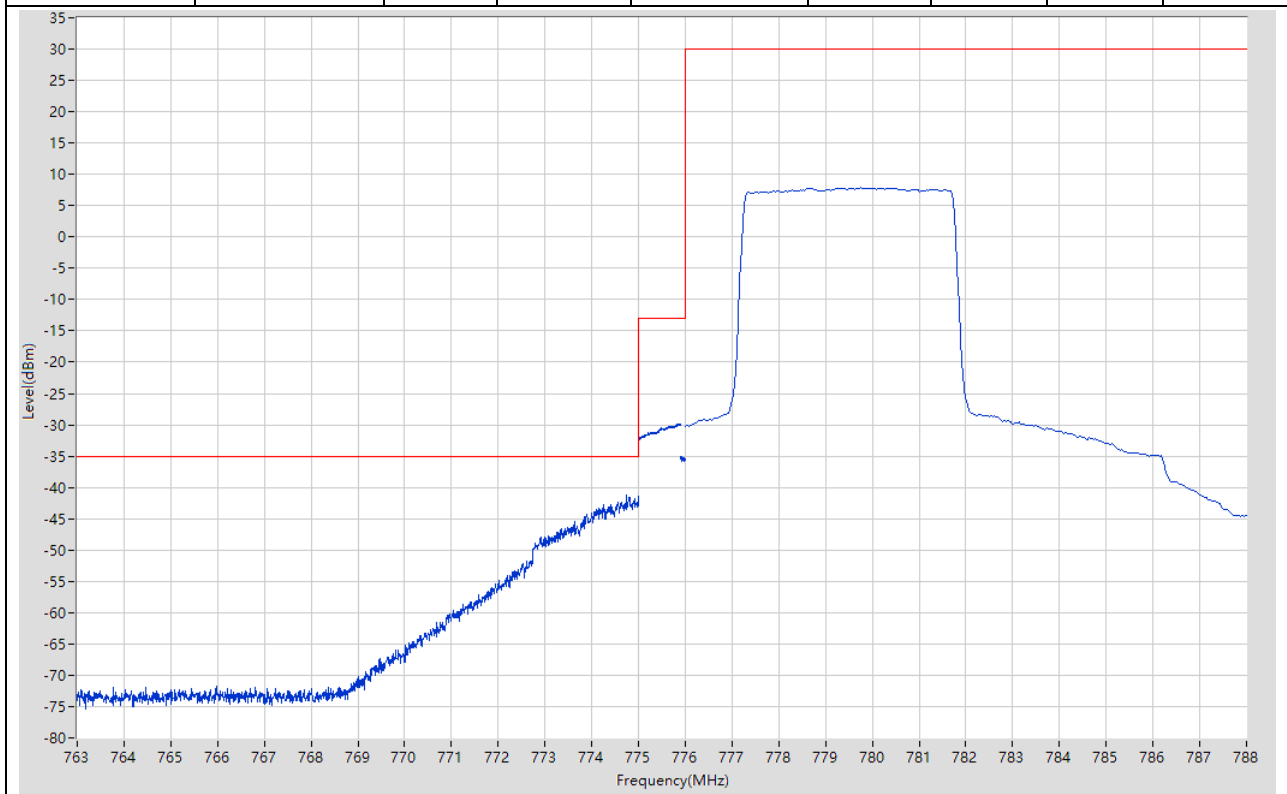
Start Frequency (MHz)	Stop Frequency (MHz)	RBW (MHz)	Detector	Frequency (MHz)	Power (dBm)	Limit (dBm)	Verdict	Sweep Point
763	775	0.01	RMS	774.95	-52.49	-35	Pass	1201
775	775.9	0.1	RMS	775.295	-40.69	-13	Pass	401
775.9	776	0.03	RMS	775.971	-46.15	-13	Pass	401
776	788	0.1	RMS	777.32	22.16	30	Pass	401





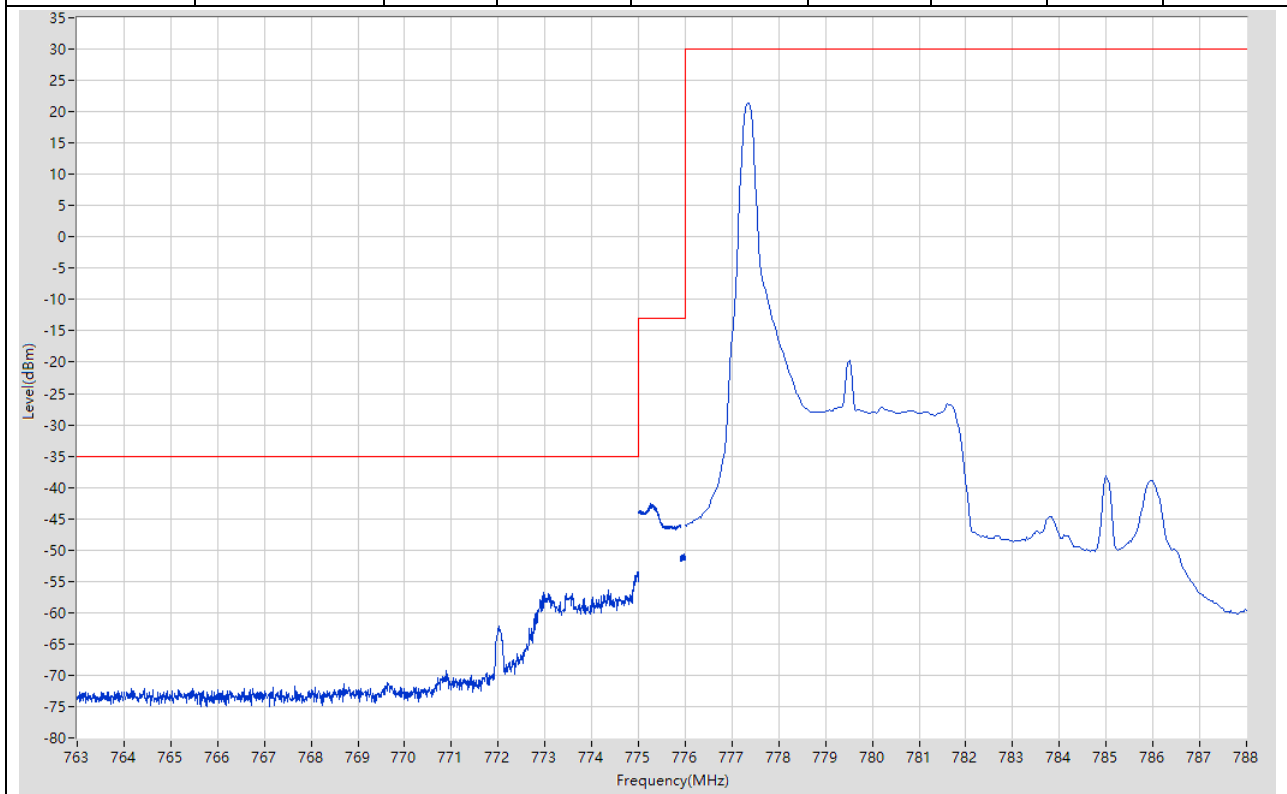
**6.2. LTE Band Edge\_Part22-24-27(NTNV)(Subtest:2, Channel:23205, Bandwidth:5, Modulation:QPSK, RB Number: 25, RB Position:LOW)**

Start Frequency (MHz)	Stop Frequency (MHz)	RBW (MHz)	Detector	Frequency (MHz)	Power (dBm)	Limit (dBm)	Verdict	Sweep Point
763	775	0.01	RMS	774.75	-41.25	-35	Pass	1201
775	775.9	0.1	RMS	775.86	-29.88	-13	Pass	401
775.9	776	0.03	RMS	775.903	-35	-13	Pass	401
776	788	0.1	RMS	779.75	7.92	30	Pass	401



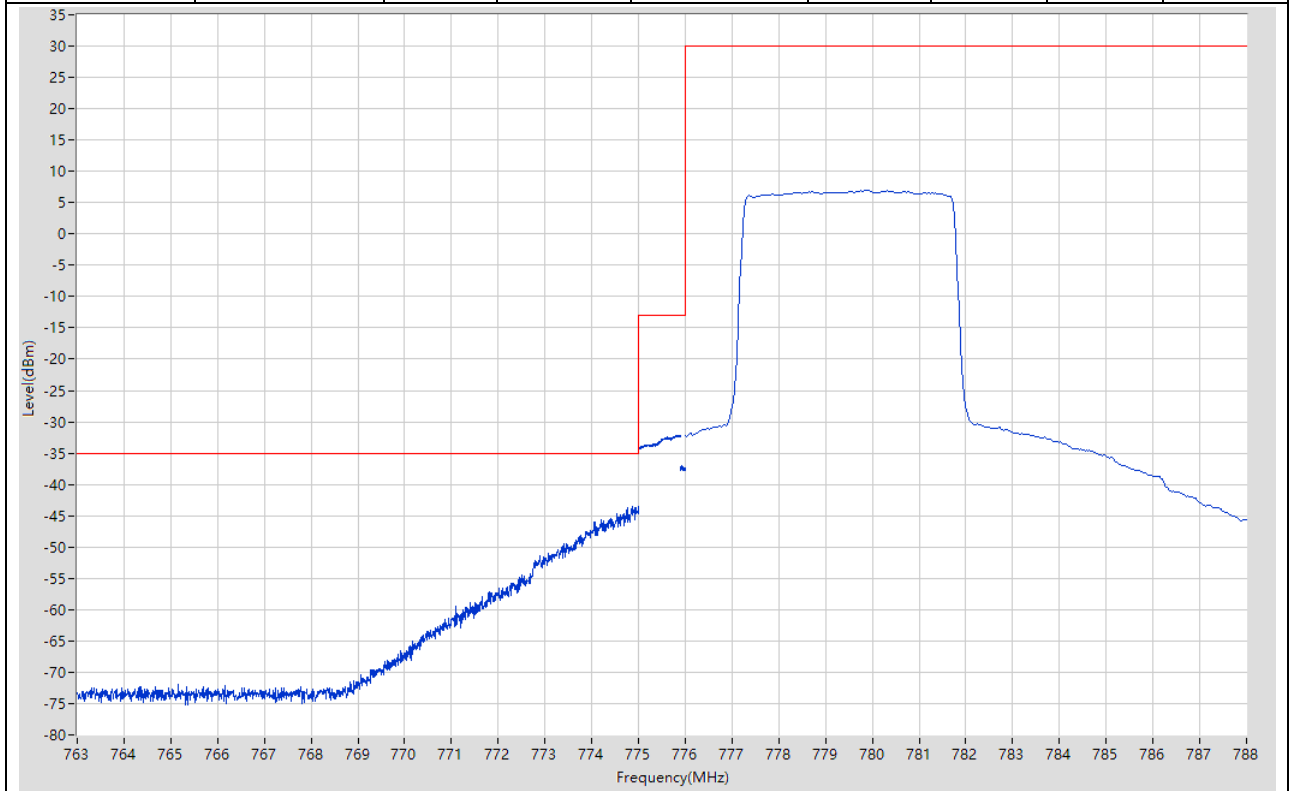
**6.3. LTE Band Edge\_Part22-24-27(NTNV)(Subtest:3, Channel:23205, Bandwidth:5, Modulation:Q16, RB Number: 1, RB Position:LOW)**

Start Frequency (MHz)	Stop Frequency (MHz)	RBW (MHz)	Detector	Frequency (MHz)	Power (dBm)	Limit (dBm)	Verdict	Sweep Point
763	775	0.01	RMS	775	-53.57	-35	Pass	1201
775	775.9	0.1	RMS	775.245	-42.53	-13	Pass	401
775.9	776	0.03	RMS	775.972	-50.69	-13	Pass	401
776	788	0.1	RMS	777.35	21.35	30	Pass	401



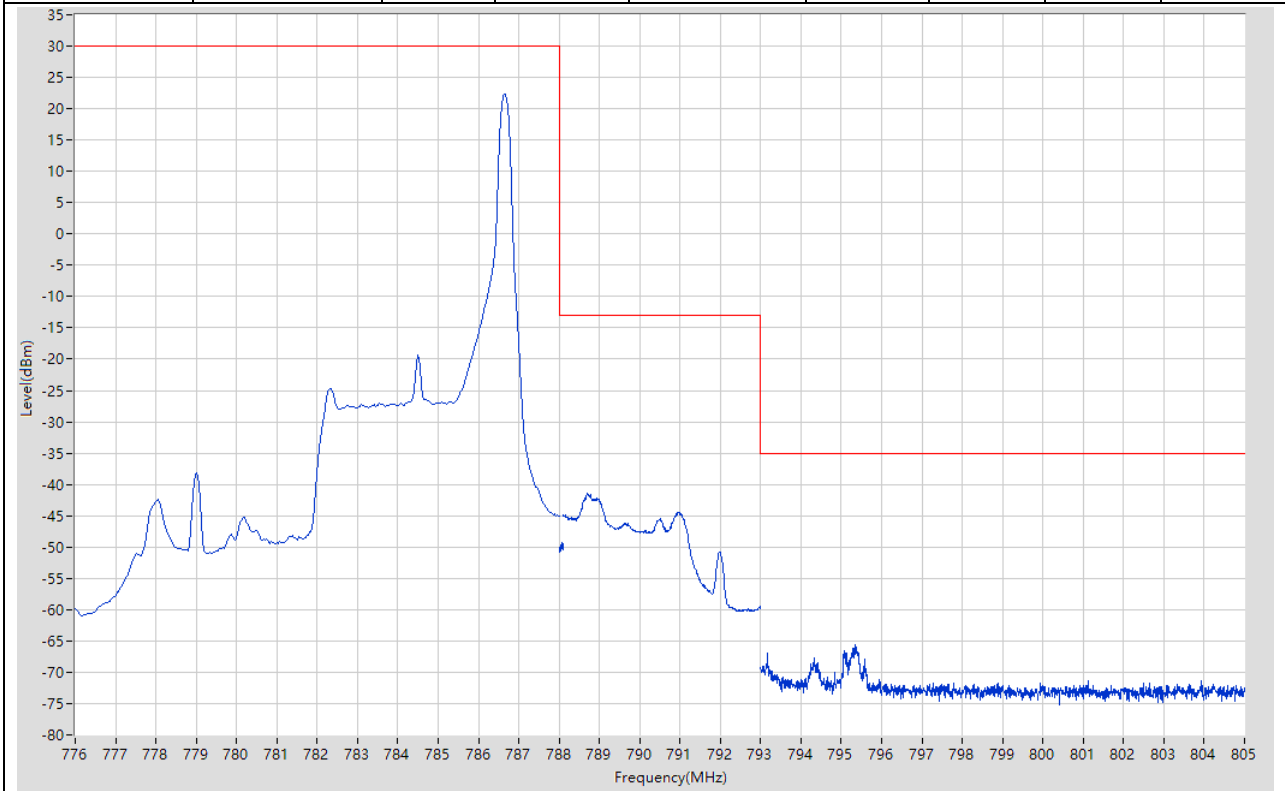
**6.4. LTE Band Edge\_Part22-24-27(NTNV)(Subtest:4, Channel:23205, Bandwidth:5, Modulation:Q16, RB Number: 25, RB Position:LOW)**

Start Frequency (MHz)	Stop Frequency (MHz)	RBW (MHz)	Detector	Frequency (MHz)	Power (dBm)	Limit (dBm)	Verdict	Sweep Point
763	775	0.01	RMS	774.86	-43.51	-35	Pass	1201
775	775.9	0.1	RMS	775.864	-32.13	-13	Pass	401
775.9	776	0.03	RMS	775.921	-37.01	-13	Pass	401
776	788	0.1	RMS	780.32	6.98	30	Pass	401



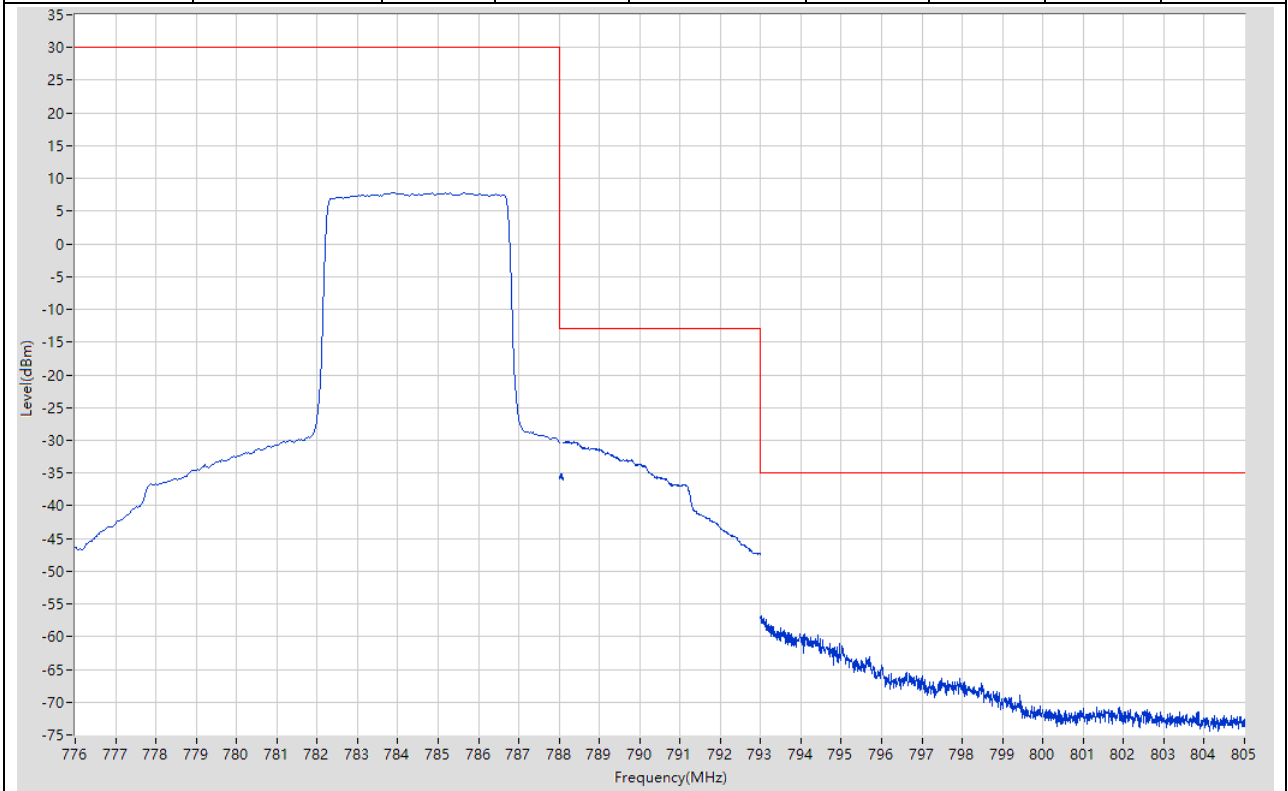
**6.5. LTE Band Edge\_Part22-24-27(NTNV)(Subtest:5, Channel:23255, Bandwidth:5, Modulation:QPSK, RB Number: 1, RB Position:HIGH)**

Start Frequency (MHz)	Stop Frequency (MHz)	RBW (MHz)	Detector	Frequency (MHz)	Power (dBm)	Limit (dBm)	Verdict	Sweep Point
776	788	0.1	RMS	786.68	22.25	30	Pass	401
788	788.1	0.03	RMS	788.079	-49.37	-13	Pass	401
788.1	793	0.1	RMS	788.7	-41.49	-13	Pass	401
793	805	0.01	RMS	795.33	-65.66	-35	Pass	1201



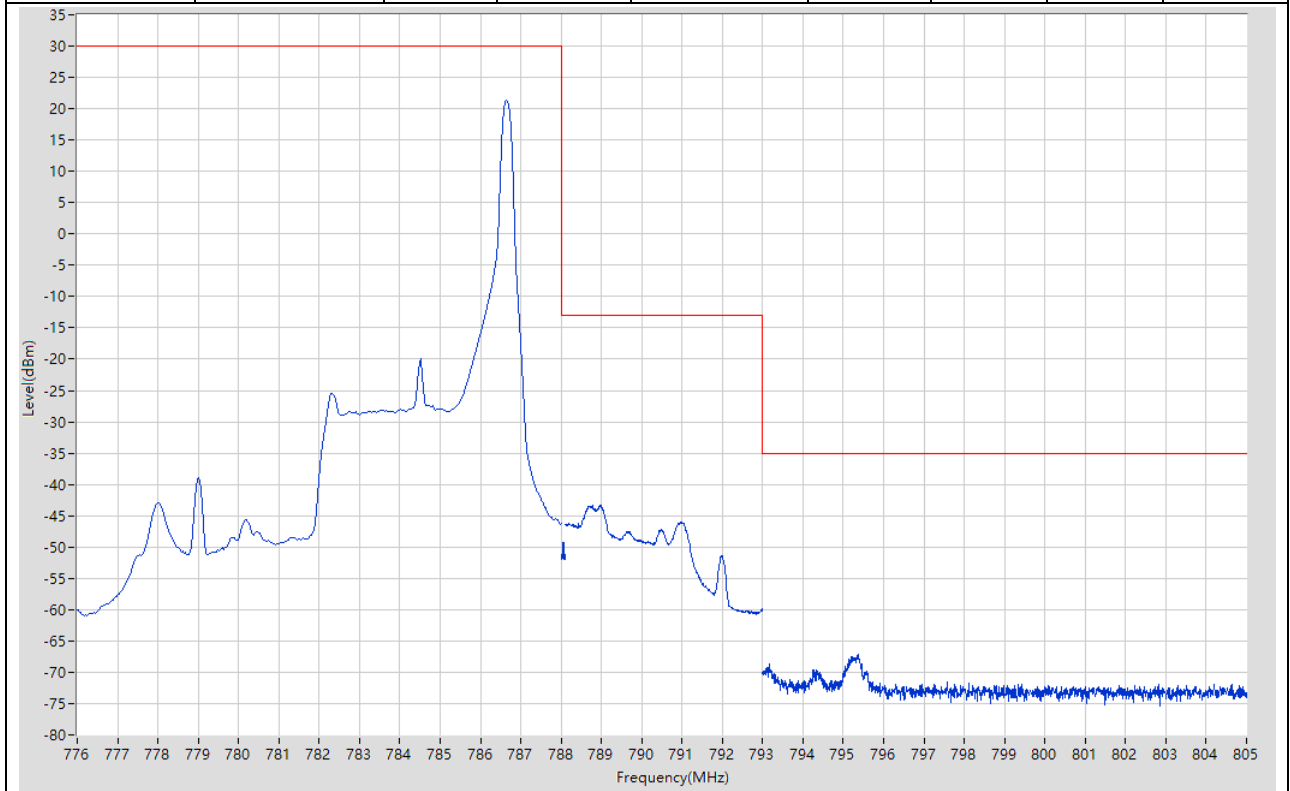
**6.6. LTE Band Edge\_Part22-24-27(NTNV)(Subtest:6, Channel:23255, Bandwidth:5, Modulation:QPSK, RB Number: 25, RB Position:LOW)**

Start Frequency (MHz)	Stop Frequency (MHz)	RBW (MHz)	Detector	Frequency (MHz)	Power (dBm)	Limit (dBm)	Verdict	Sweep Point
776	788	0.1	RMS	785.66	7.84	30	Pass	401
788	788.1	0.03	RMS	788.063	-35.19	-13	Pass	401
788.1	793	0.1	RMS	788.21	-30.11	-13	Pass	401
793	805	0.01	RMS	793.01	-56.79	-35	Pass	1201



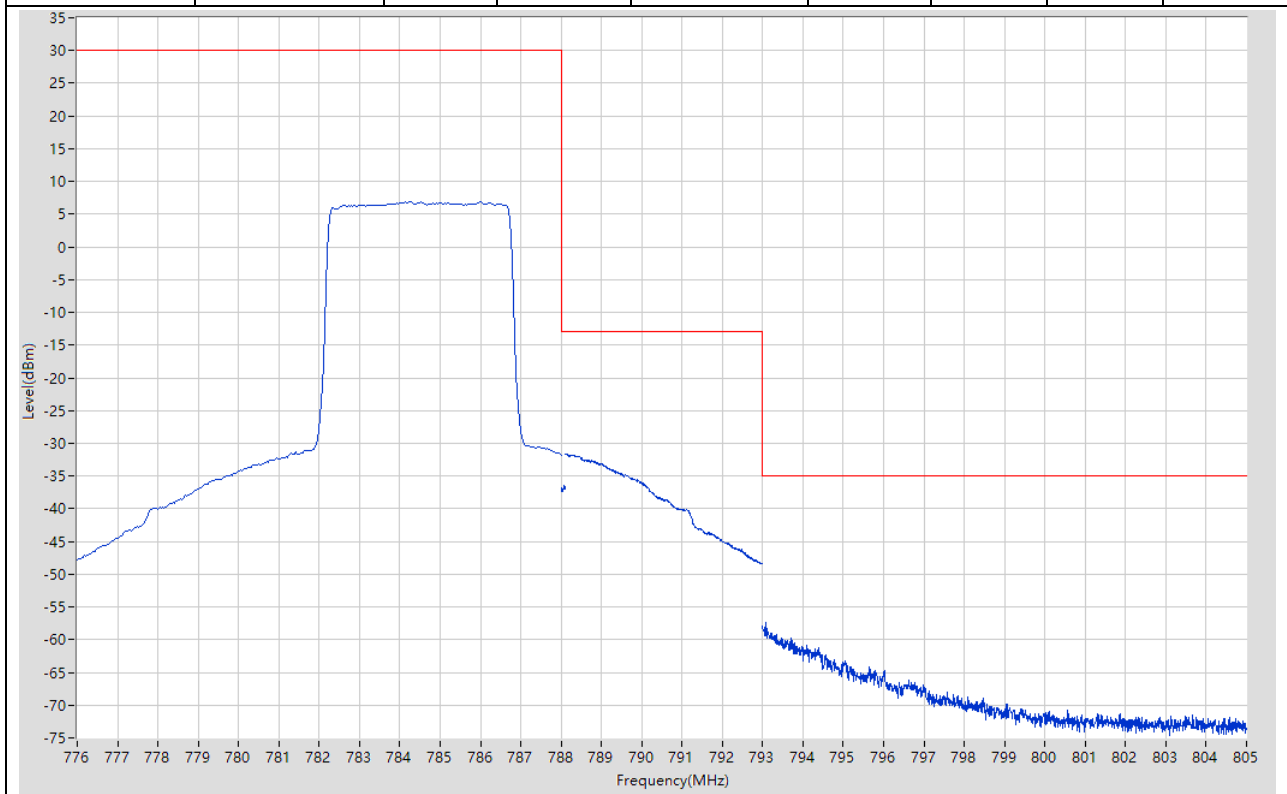
**6.7. LTE Band Edge\_Part22-24-27(NTNV)(Subtest:7, Channel:23255, Bandwidth:5, Modulation:Q16, RB Number: 1, RB Position:HIGH)**

Start Frequency (MHz)	Stop Frequency (MHz)	RBW (MHz)	Detector	Frequency (MHz)	Power (dBm)	Limit (dBm)	Verdict	Sweep Point
776	788	0.1	RMS	786.65	21.3	30	Pass	401
788	788.1	0.03	RMS	788.057	-49.3	-13	Pass	401
788.1	793	0.1	RMS	788.774	-43.35	-13	Pass	401
793	805	0.01	RMS	795.37	-67.04	-35	Pass	1201



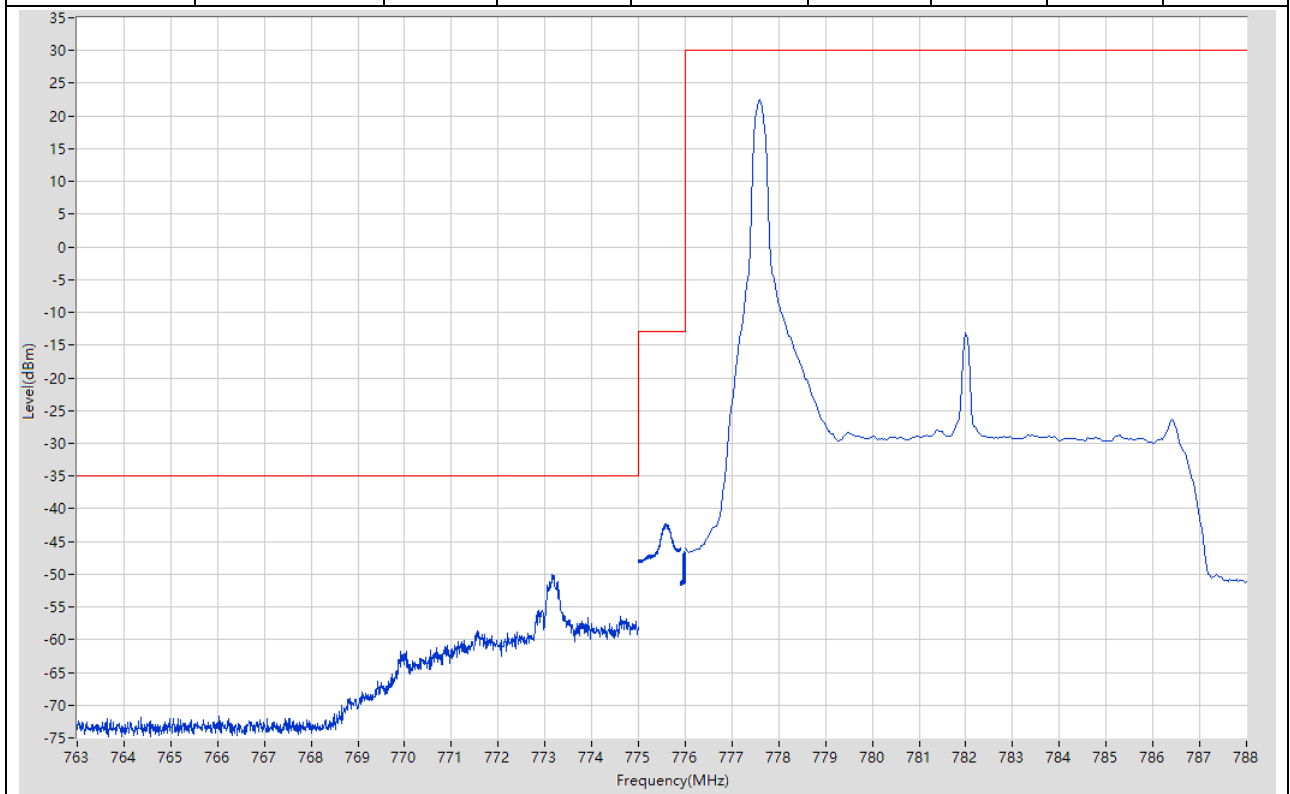
**6.8. LTE Band Edge\_Part22-24-27(NTNV)(Subtest:8, Channel:23255, Bandwidth:5, Modulation:Q16, RB Number: 25, RB Position:LOW)**

Start Frequency (MHz)	Stop Frequency (MHz)	RBW (MHz)	Detector	Frequency (MHz)	Power (dBm)	Limit (dBm)	Verdict	Sweep Point
776	788	0.1	RMS	784.25	6.9	30	Pass	401
788	788.1	0.03	RMS	788.071	-36.48	-13	Pass	401
788.1	793	0.1	RMS	788.112	-31.64	-13	Pass	401
793	805	0.01	RMS	793.08	-57.42	-35	Pass	1201



**6.9. LTE Band Edge\_Part22-24-27(NTNV)(Subtest:9, Channel:23230, Bandwidth:10, Modulation:QPSK, RB Number: 1, RB Position:LOW)**

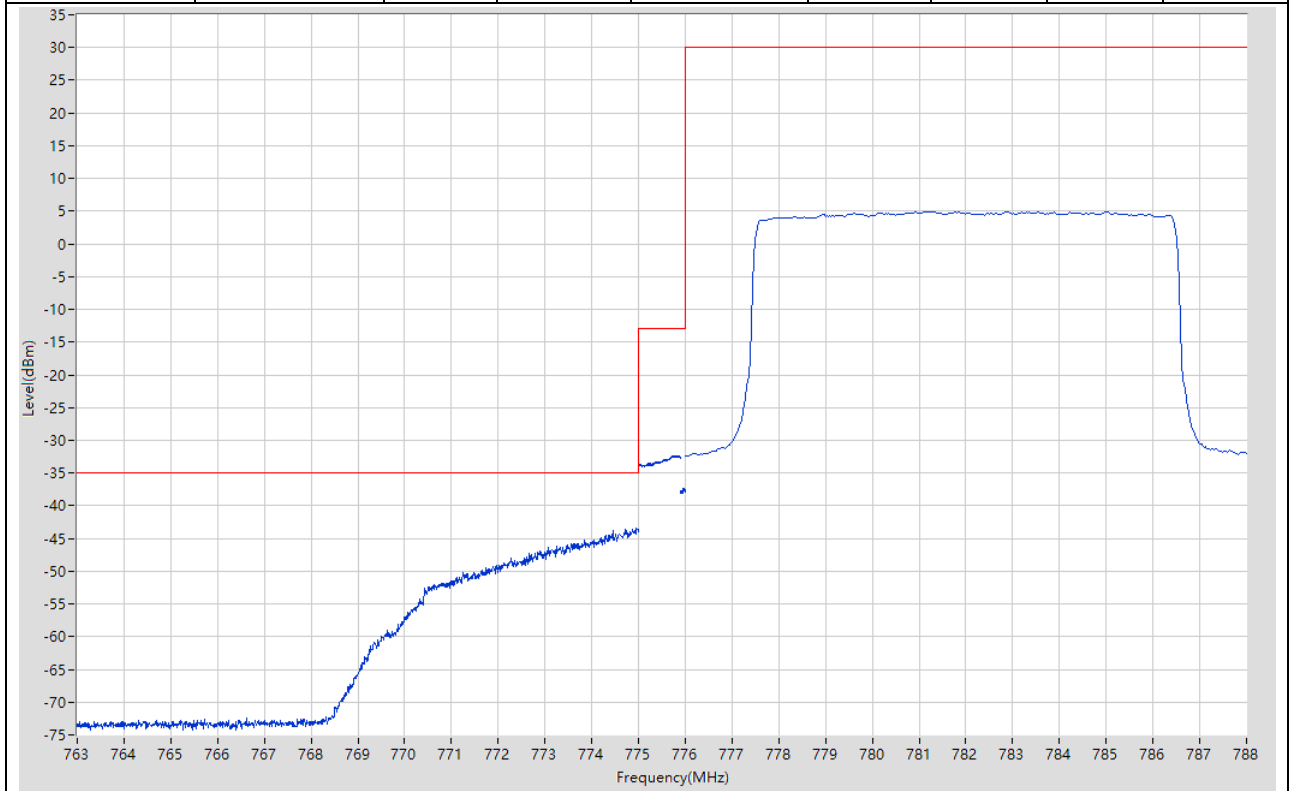
Start Frequency (MHz)	Stop Frequency (MHz)	RBW (MHz)	Detector	Frequency (MHz)	Power (dBm)	Limit (dBm)	Verdict	Sweep Point
763	775	0.01	RMS	773.16	-50	-35	Pass	1201
775	775.9	0.1	RMS	775.596	-42.27	-13	Pass	401
775.9	776	0.03	RMS	775.966	-46.62	-13	Pass	401
776	788	0.1	RMS	777.59	22.47	30	Pass	401





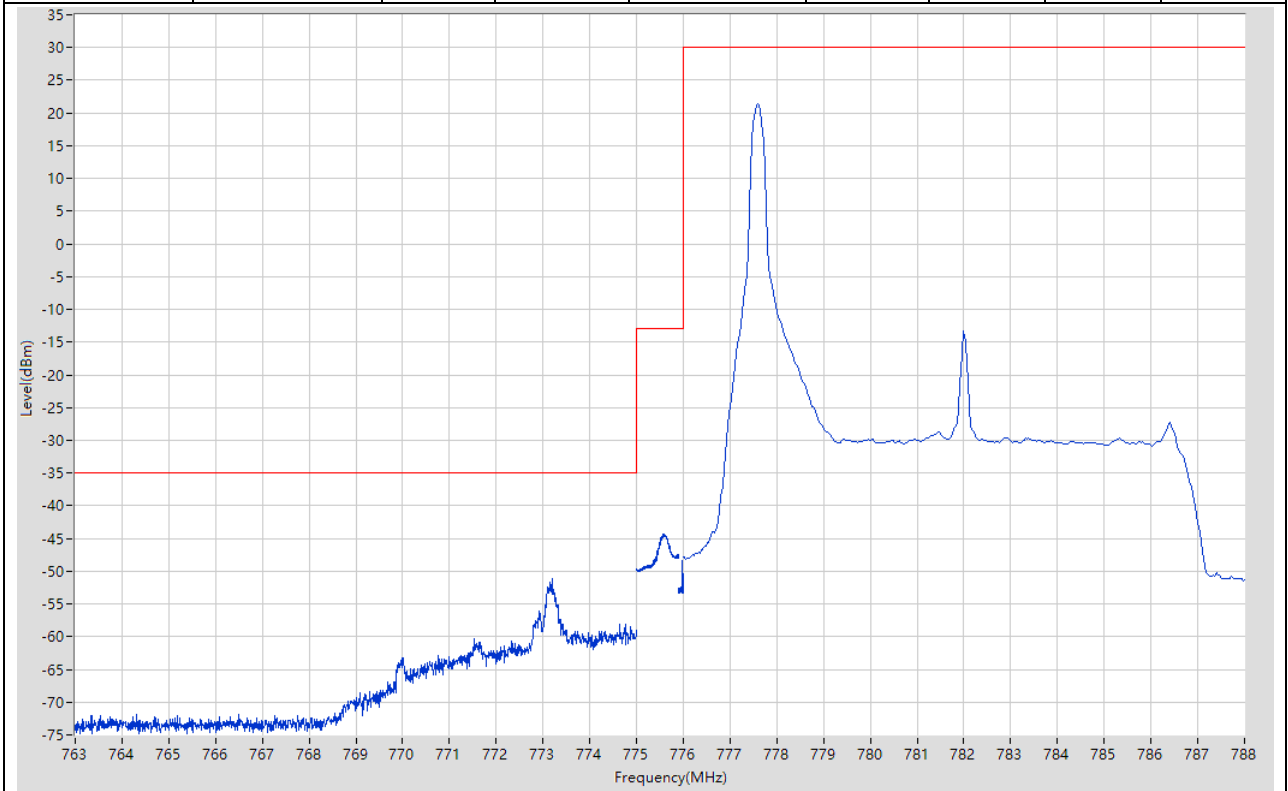
**6.10. LTE Band Edge\_Part22-24-27(NTNV)(Subtest:10, Channel:23230, Bandwidth:10, Modulation:QPSK, RB Number: 50, RB Position:LOW)**

Start Frequency (MHz)	Stop Frequency (MHz)	RBW (MHz)	Detector	Frequency (MHz)	Power (dBm)	Limit (dBm)	Verdict	Sweep Point
763	775	0.01	RMS	774.96	-43.5	-35	Pass	1201
775	775.9	0.1	RMS	775.835	-32.32	-13	Pass	401
775.9	776	0.03	RMS	775.968	-37.31	-13	Pass	401
776	788	0.1	RMS	781.25	4.96	30	Pass	401



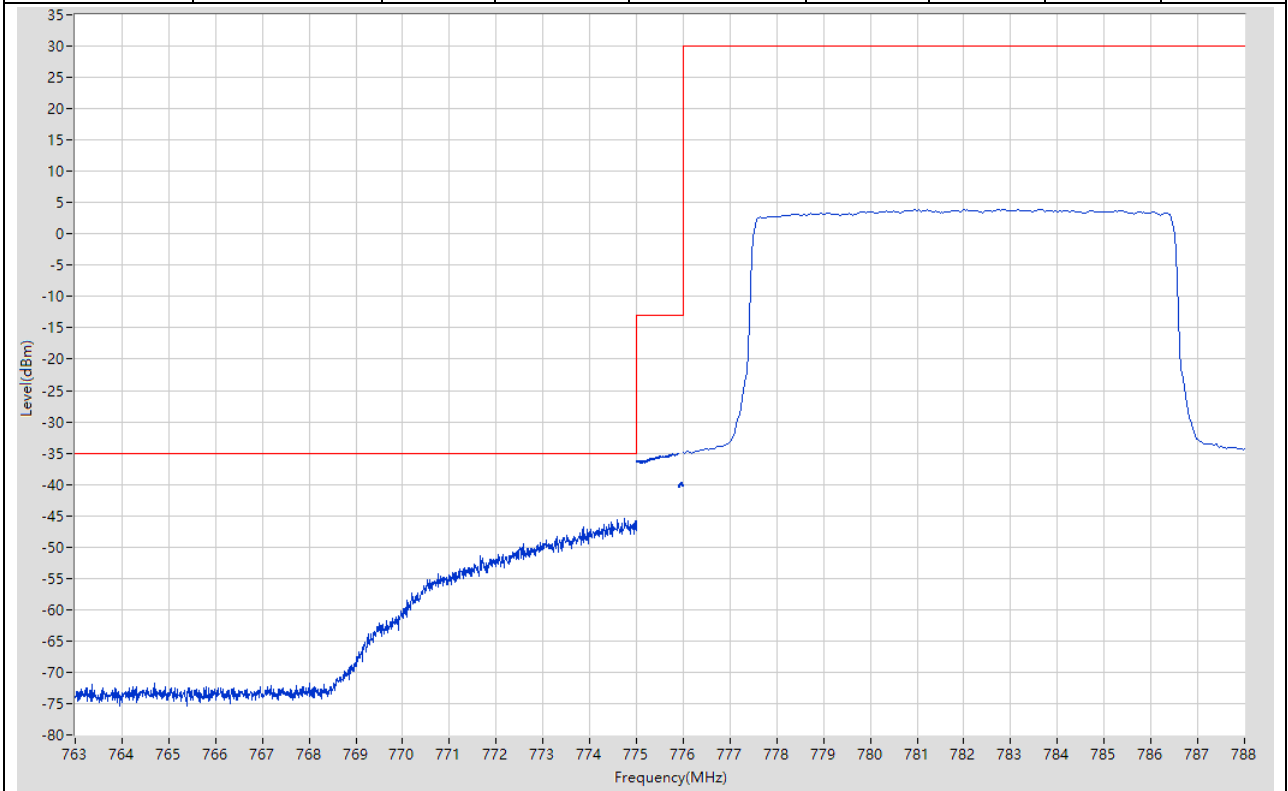
**6.11. LTE Band Edge\_Part22-24-27(NTNV)(Subtest:11, Channel:23230, Bandwidth:10, Modulation:Q16, RB Number: 1, RB Position:LOW)**

Start Frequency (MHz)	Stop Frequency (MHz)	RBW (MHz)	Detector	Frequency (MHz)	Power (dBm)	Limit (dBm)	Verdict	Sweep Point
763	775	0.01	RMS	773.19	-51.12	-35	Pass	1201
775	775.9	0.1	RMS	775.572	-44.33	-13	Pass	401
775.9	776	0.03	RMS	775.97	-48.29	-13	Pass	401
776	788	0.1	RMS	777.59	21.46	30	Pass	401



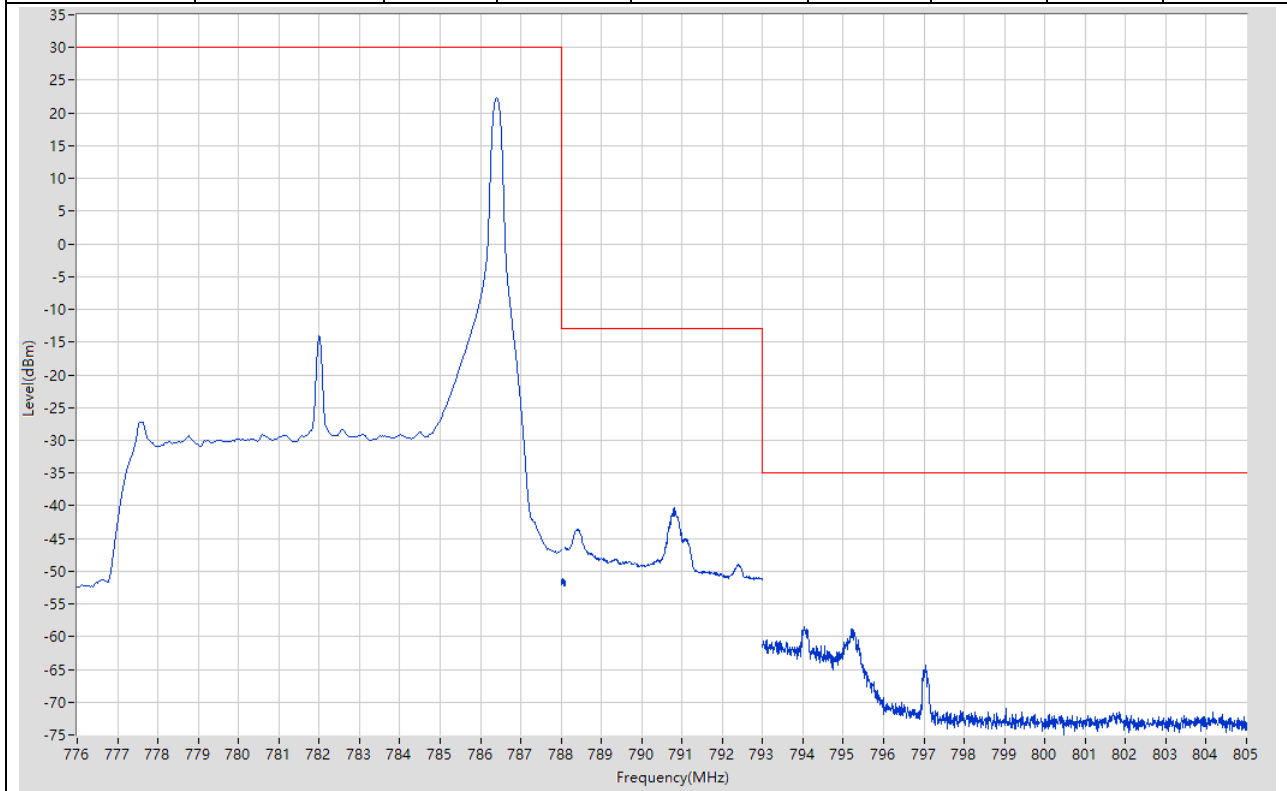
**6.12. LTE Band Edge\_Part22-24-27(NTNV)(Subtest:12, Channel:23230, Bandwidth:10, Modulation:Q16, RB Number: 50, RB Position:LOW)**

Start Frequency (MHz)	Stop Frequency (MHz)	RBW (MHz)	Detector	Frequency (MHz)	Power (dBm)	Limit (dBm)	Verdict	Sweep Point
763	775	0.01	RMS	774.75	-45.45	-35	Pass	1201
775	775.9	0.1	RMS	775.9	-35.02	-13	Pass	401
775.9	776	0.03	RMS	775.96	-39.68	-13	Pass	401
776	788	0.1	RMS	783.59	3.97	30	Pass	401



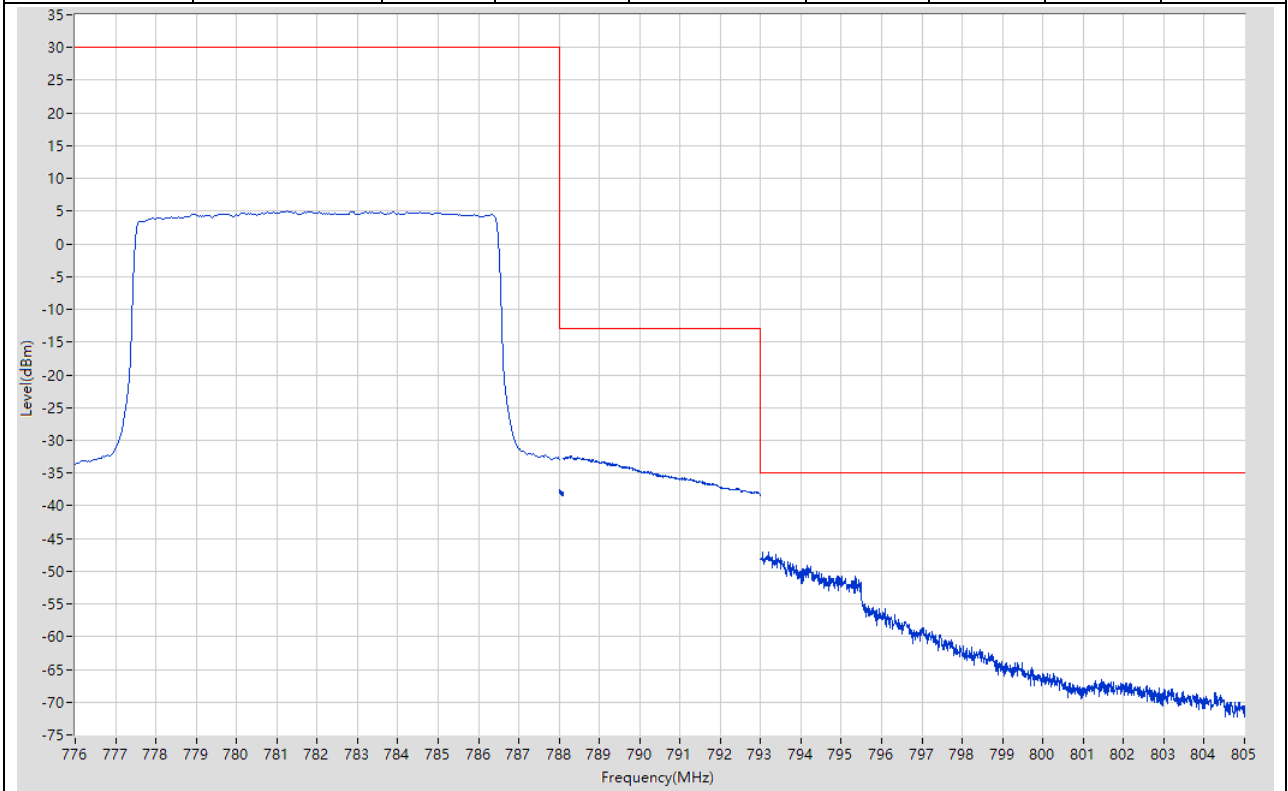
**6.13. LTE Band Edge\_Part22-24-27(NTNV)(Subtest:13, Channel:23230, Bandwidth:10, Modulation:QPSK, RB Number: 1, RB Position:HIGH)**

Start Frequency (MHz)	Stop Frequency (MHz)	RBW (MHz)	Detector	Frequency (MHz)	Power (dBm)	Limit (dBm)	Verdict	Sweep Point
776	788	0.1	RMS	786.41	22.3	30	Pass	401
788	788.1	0.03	RMS	788.04	-51.15	-13	Pass	401
788.1	793	0.1	RMS	790.807	-40.33	-13	Pass	401
793	805	0.01	RMS	794.02	-58.4	-35	Pass	1201



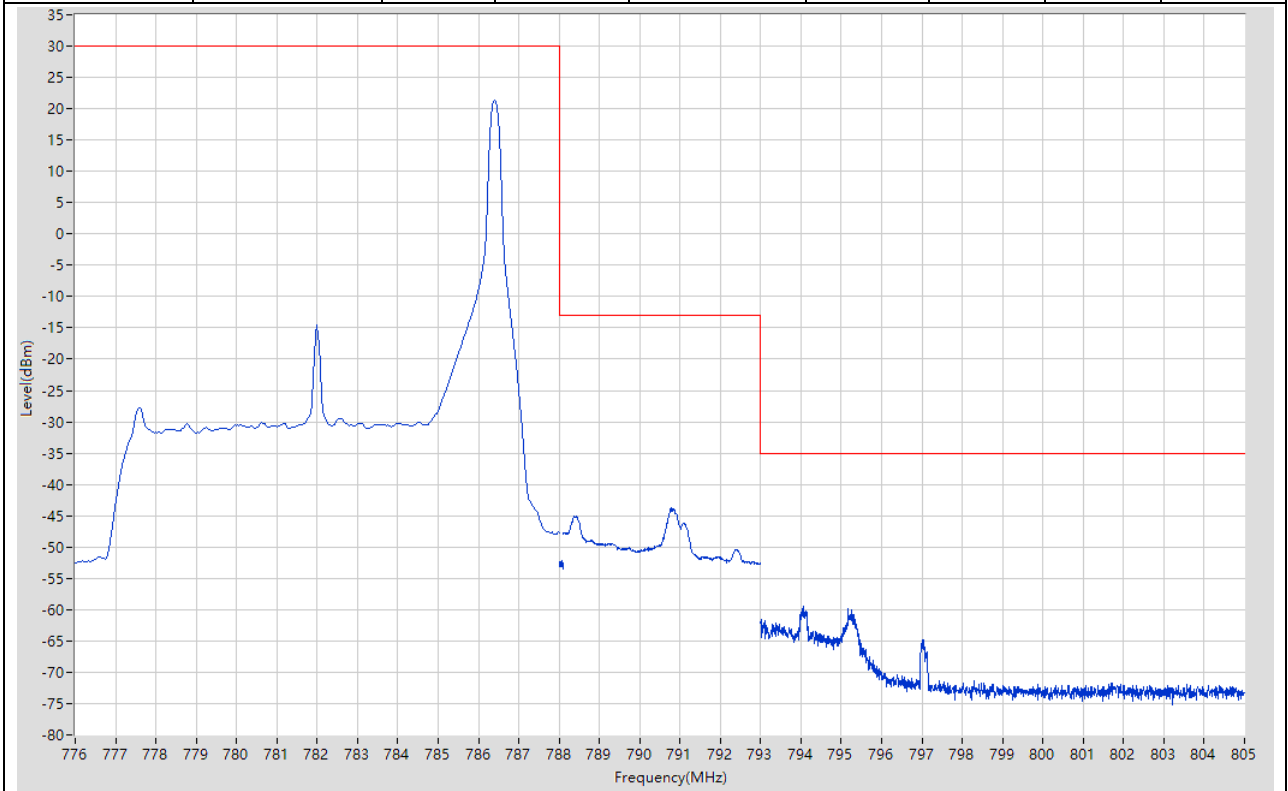
**6.14. LTE Band Edge\_Part22-24-27(NTNV)(Subtest:14, Channel:23230, Bandwidth:10, Modulation:QPSK, RB Number: 50, RB Position:LOW)**

Start Frequency (MHz)	Stop Frequency (MHz)	RBW (MHz)	Detector	Frequency (MHz)	Power (dBm)	Limit (dBm)	Verdict	Sweep Point
776	788	0.1	RMS	781.25	5.02	30	Pass	401
788	788.1	0.03	RMS	788.011	-37.52	-13	Pass	401
788.1	793	0.1	RMS	788.272	-32.46	-13	Pass	401
793	805	0.01	RMS	793.2	-47.08	-35	Pass	1201



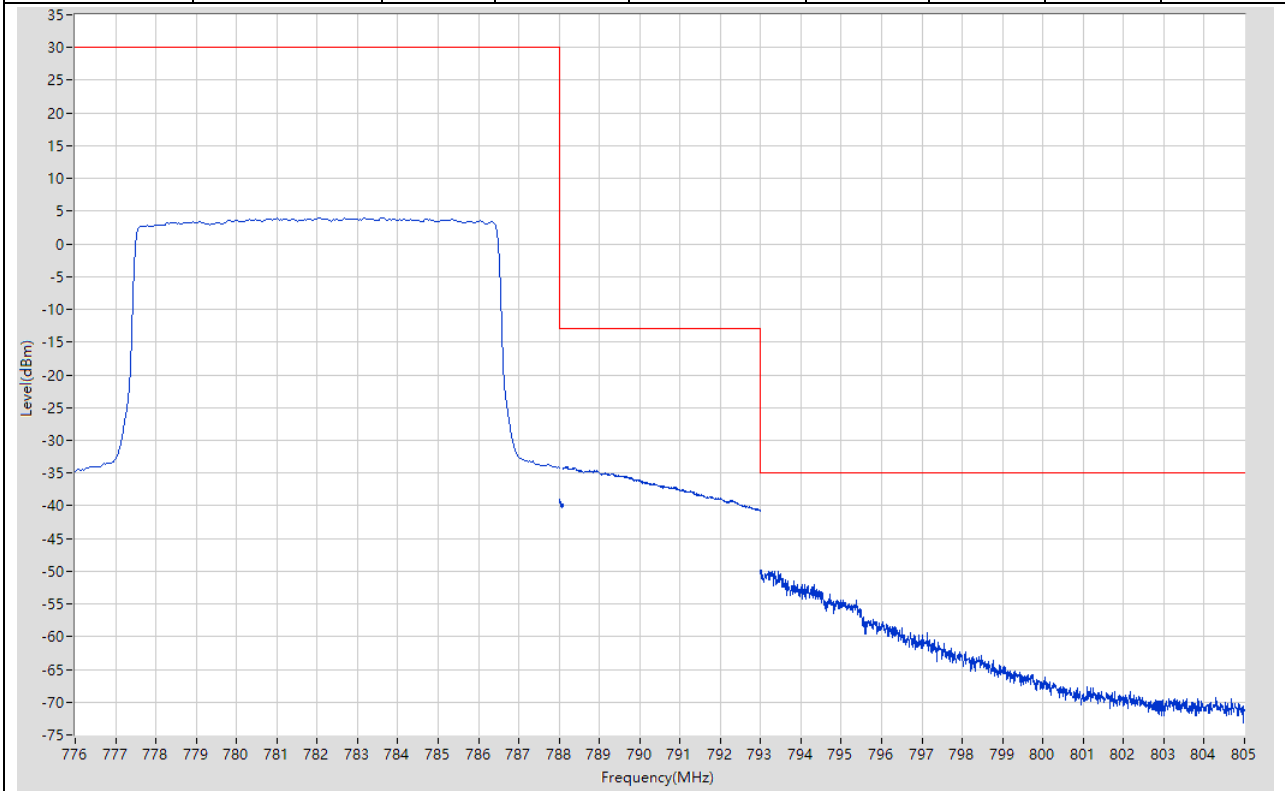
**6.15. LTE Band Edge\_Part22-24-27(NTNV)(Subtest:15, Channel:23230, Bandwidth:10, Modulation:Q16, RB Number: 1, RB Position:HIGH)**

Start Frequency (MHz)	Stop Frequency (MHz)	RBW (MHz)	Detector	Frequency (MHz)	Power (dBm)	Limit (dBm)	Verdict	Sweep Point
776	788	0.1	RMS	786.41	21.37	30	Pass	401
788	788.1	0.03	RMS	788.074	-52.19	-13	Pass	401
788.1	793	0.1	RMS	790.795	-43.63	-13	Pass	401
793	805	0.01	RMS	794.05	-59.44	-35	Pass	1201



**6.18. LTE Band Edge\_Part22-24-27(NTNV)(Subtest:16, Channel:23230, Bandwidth:10, Modulation:Q16, RB Number: 50, RB Position:LOW)**

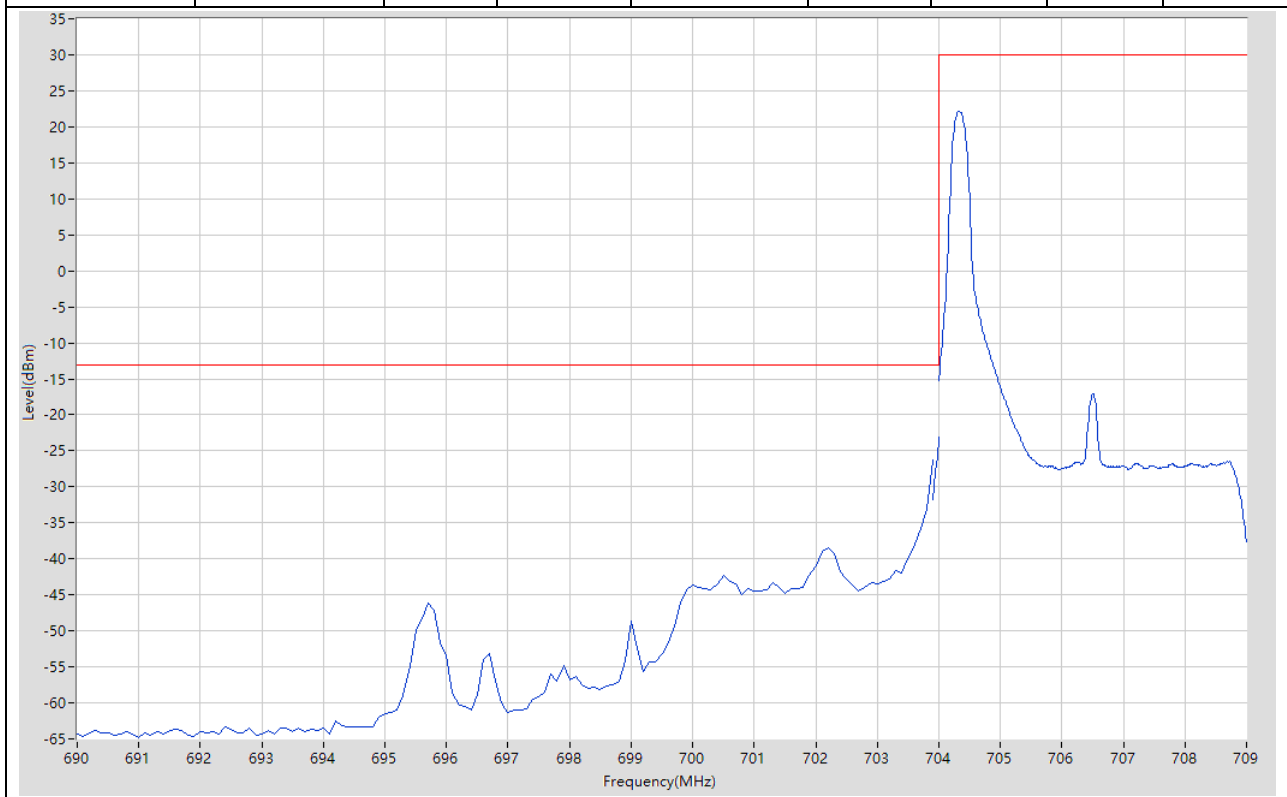
Start Frequency (MHz)	Stop Frequency (MHz)	RBW (MHz)	Detector	Frequency (MHz)	Power (dBm)	Limit (dBm)	Verdict	Sweep Point
776	788	0.1	RMS	783.59	3.94	30	Pass	401
788	788.1	0.03	RMS	788.013	-39	-13	Pass	401
788.1	793	0.1	RMS	788.174	-34.06	-13	Pass	401
793	805	0.01	RMS	793.03	-49.88	-35	Pass	1201



## 7. LTE\_Band17

### 7.1. LTE Band Edge\_Part22-24-27(NTNV)(Subtest:1, Channel:23755, Bandwidth:5, Modulation:QPSK, RB Number: 1, RB Position:LOW)

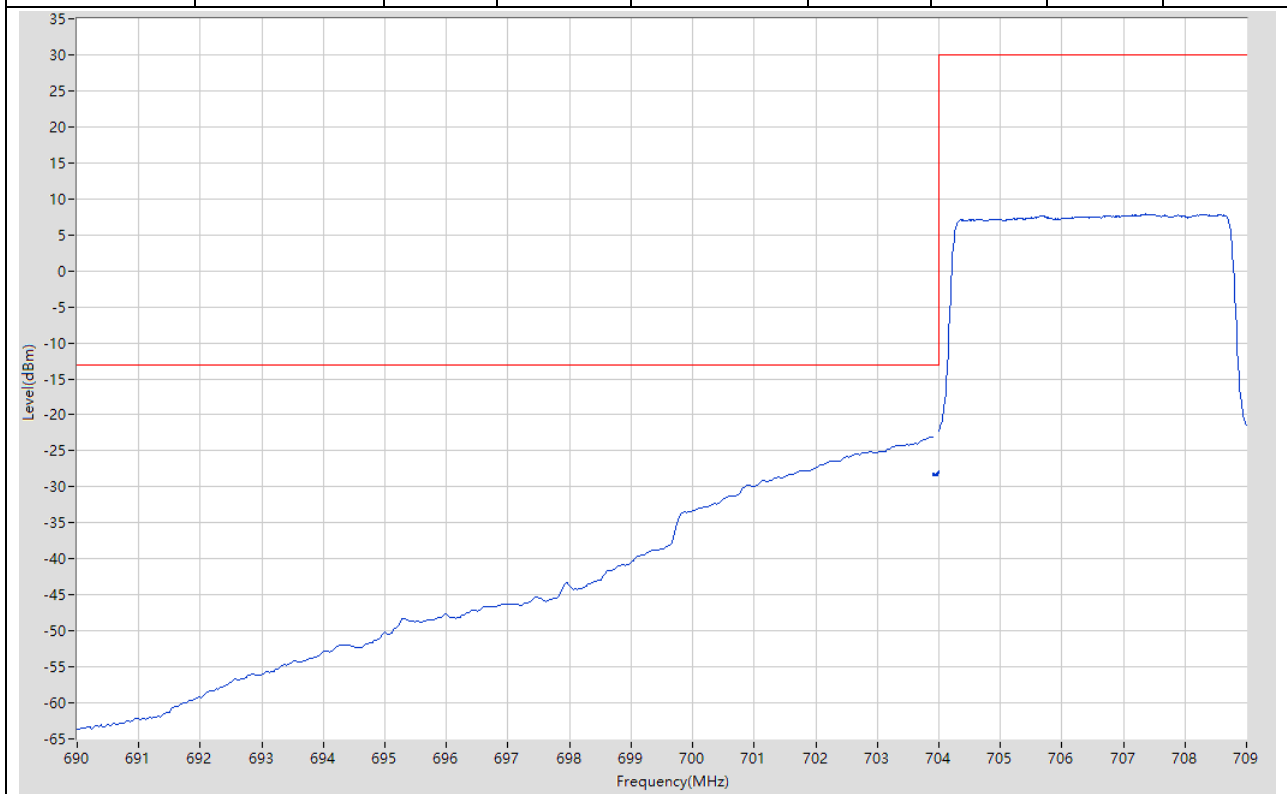
Start Frequency (MHz)	Stop Frequency (MHz)	RBW (MHz)	Detector	Frequency (MHz)	Power (dBm)	Limit (dBm)	Verdict	Sweep Point
690	703.9	0.1	RMS	703.9	-26.26	-13	Pass	140
703.9	704	0.03	RMS	704	-23.15	-13	Pass	5
704	709	0.1	RMS	704.338	22.11	30	Pass	401





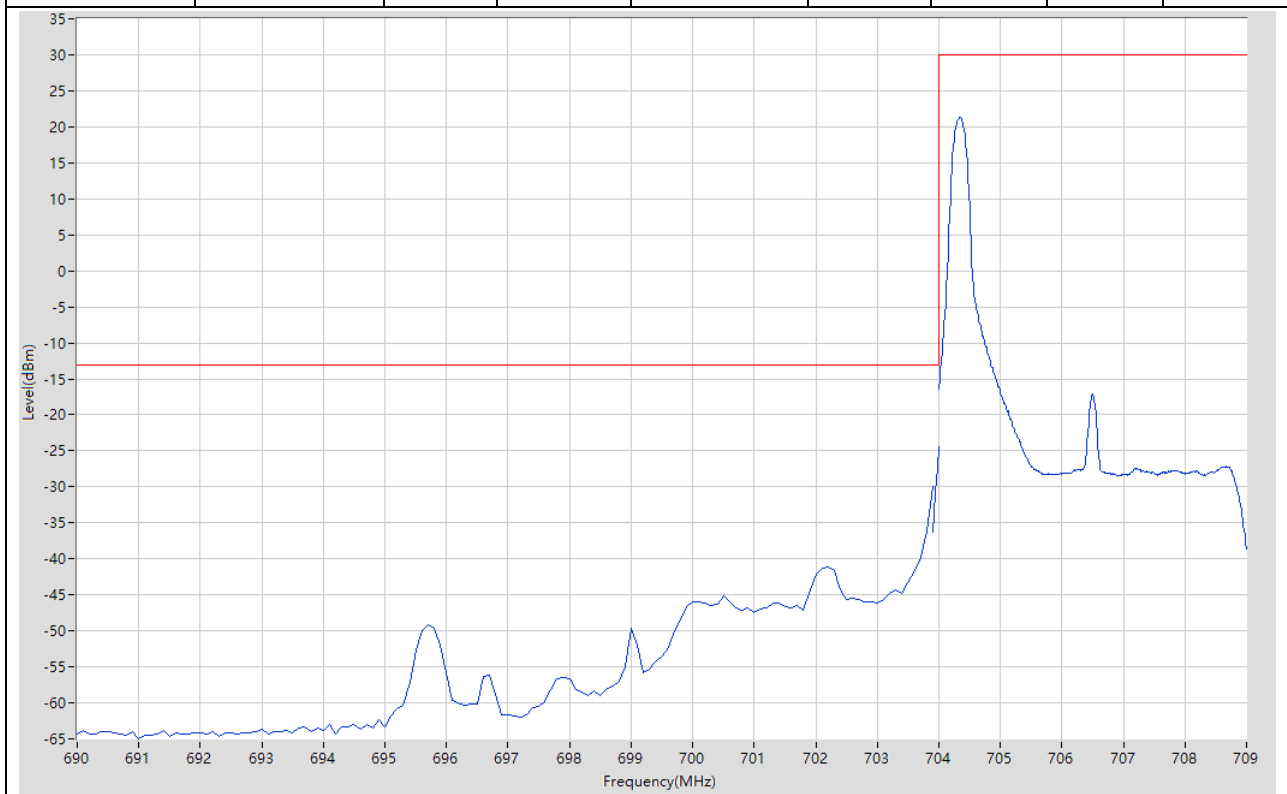
**7.2. LTE Band Edge\_Part22-24-27(NTNV)(Subtest:2, Channel:23755, Bandwidth:5, Modulation:QPSK, RB Number: 25, RB Position:LOW)**

Start Frequency (MHz)	Stop Frequency (MHz)	RBW (MHz)	Detector	Frequency (MHz)	Power (dBm)	Limit (dBm)	Verdict	Sweep Point
690	703.9	0.1	RMS	703.9	-23.03	-13	Pass	401
703.9	704	0.03	RMS	703.999	-27.7	-13	Pass	401
704	709	0.1	RMS	707.35	7.9	30	Pass	401



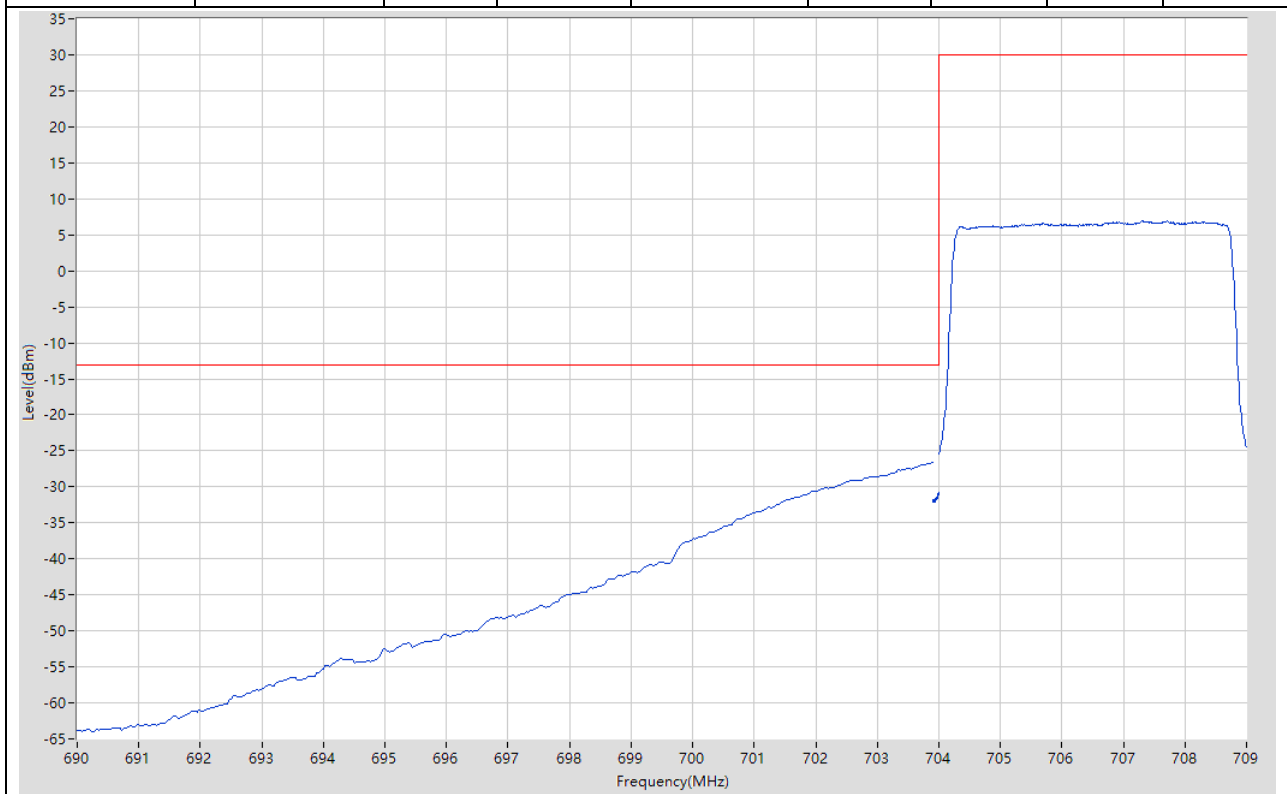
**7.3. LTE Band Edge\_Part22-24-27(NTNV)(Subtest:3, Channel:23755, Bandwidth:5, Modulation:Q16, RB Number: 1, RB Position:LOW)**

Start Frequency (MHz)	Stop Frequency (MHz)	RBW (MHz)	Detector	Frequency (MHz)	Power (dBm)	Limit (dBm)	Verdict	Sweep Point
690	703.9	0.1	RMS	703.9	-29.9	-13	Pass	140
703.9	704	0.03	RMS	704	-24.39	-13	Pass	5
704	709	0.1	RMS	704.338	21.24	30	Pass	401



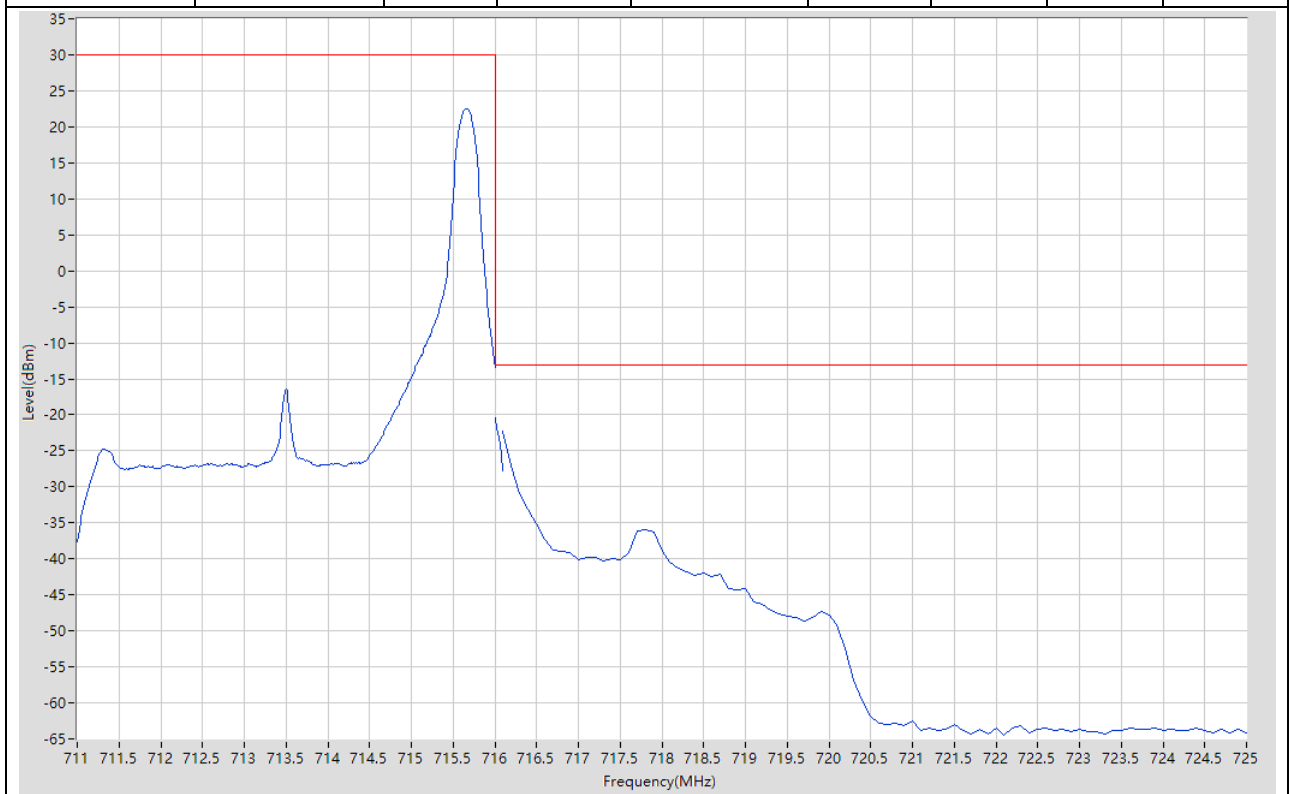
**7.4. LTE Band Edge\_Part22-24-27(NTNV)(Subtest:4, Channel:23755, Bandwidth:5, Modulation:Q16, RB Number: 25, RB Position:LOW)**

Start Frequency (MHz)	Stop Frequency (MHz)	RBW (MHz)	Detector	Frequency (MHz)	Power (dBm)	Limit (dBm)	Verdict	Sweep Point
690	703.9	0.1	RMS	703.9	-26.58	-13	Pass	401
703.9	704	0.03	RMS	703.995	-30.85	-13	Pass	401
704	709	0.1	RMS	707.325	6.93	30	Pass	401



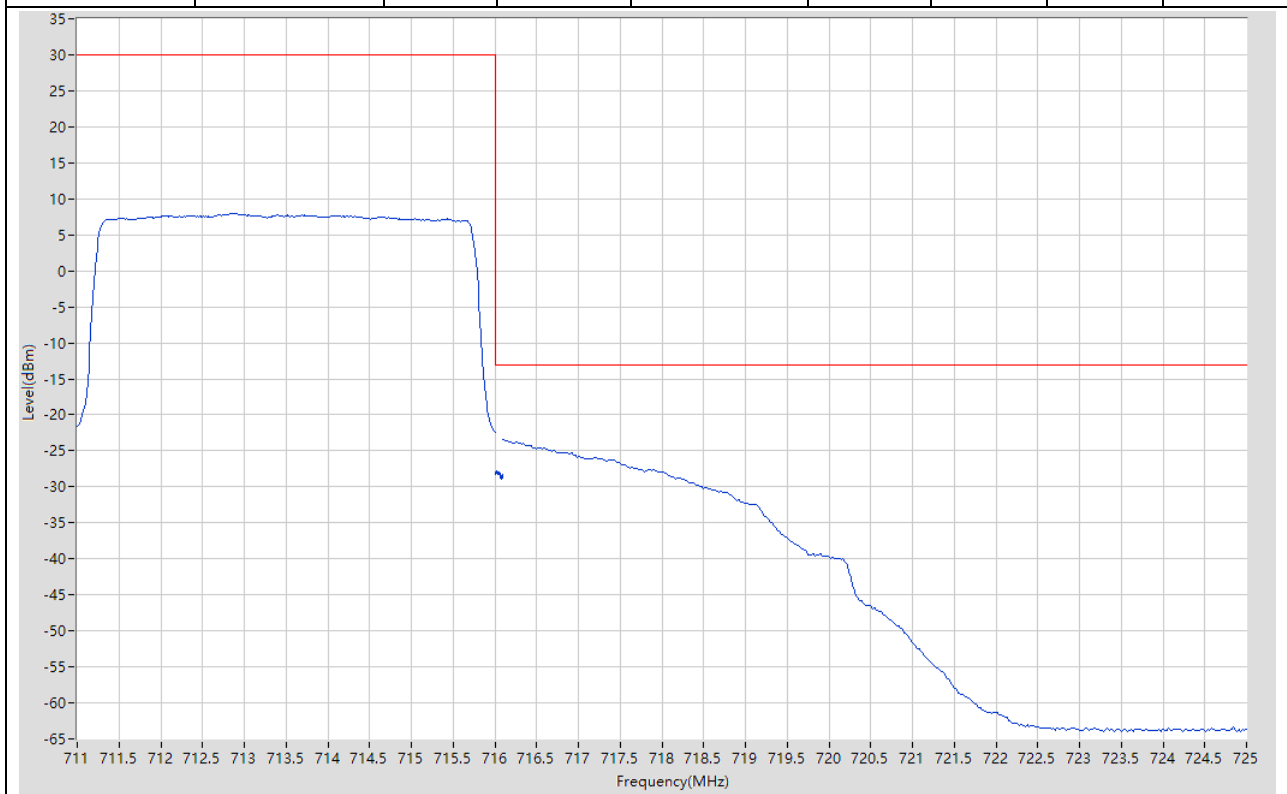
**7.5. LTE Band Edge\_Part22-24-27(NTNV)(Subtest:5, Channel:23825, Bandwidth:5, Modulation:QPSK, RB Number: 1, RB Position:HIGH)**

Start Frequency (MHz)	Stop Frequency (MHz)	RBW (MHz)	Detector	Frequency (MHz)	Power (dBm)	Limit (dBm)	Verdict	Sweep Point
711	716	0.1	RMS	715.65	22.5	30	Pass	401
716	716.1	0.03	RMS	716	-20.39	-13	Pass	5
716.1	725	0.1	RMS	716.1	-22.31	-13	Pass	90



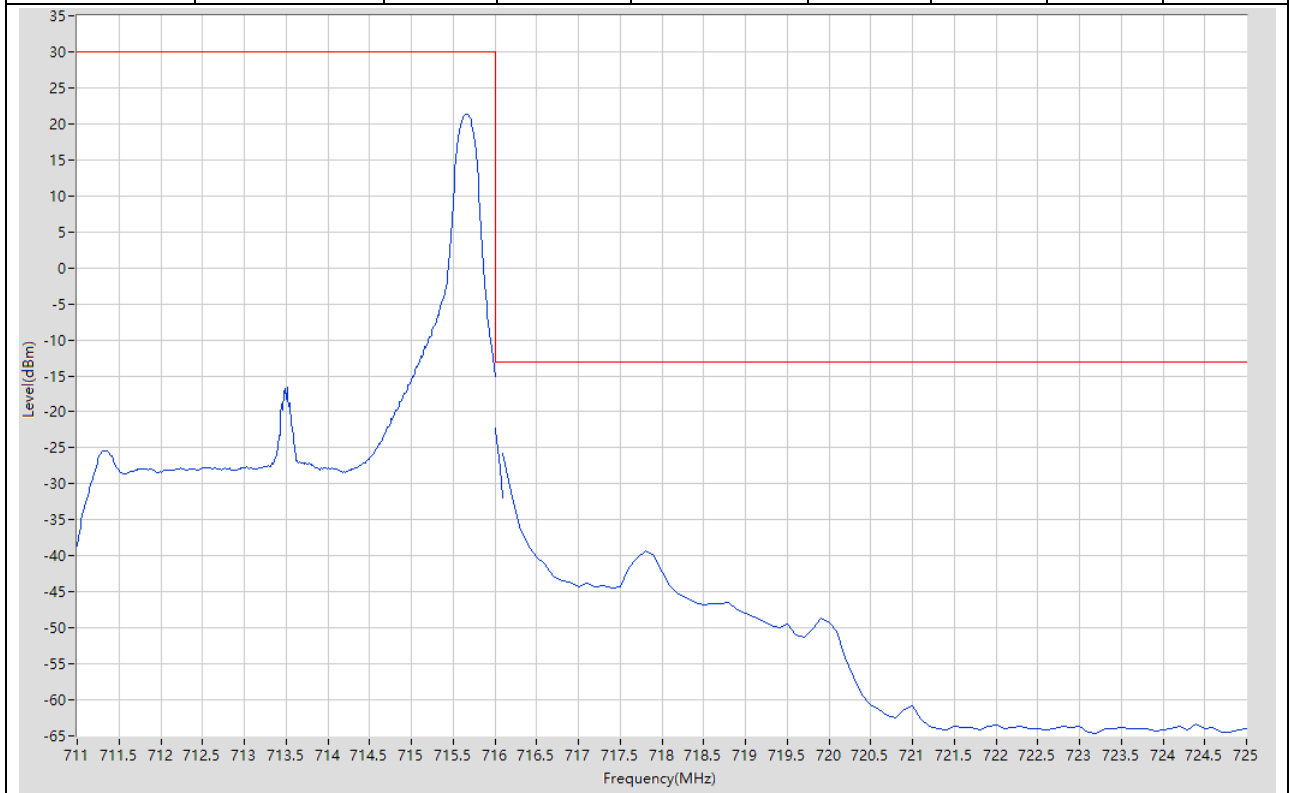
**7.6. LTE Band Edge\_Part22-24-27(NTNV)(Subtest:6, Channel:23825, Bandwidth:5, Modulation:QPSK, RB Number: 25, RB Position:HIGH)**

Start Frequency (MHz)	Stop Frequency (MHz)	RBW (MHz)	Detector	Frequency (MHz)	Power (dBm)	Limit (dBm)	Verdict	Sweep Point
711	716	0.1	RMS	712.863	7.97	30	Pass	401
716	716.1	0.03	RMS	716.024	-27.74	-13	Pass	401
716.1	725	0.1	RMS	716.1	-23.44	-13	Pass	401



**7.7. LTE Band Edge\_Part22-24-27(NTNV)(Subtest:7, Channel:23825, Bandwidth:5, Modulation:Q16, RB Number: 1, RB Position:HIGH)**

Start Frequency (MHz)	Stop Frequency (MHz)	RBW (MHz)	Detector	Frequency (MHz)	Power (dBm)	Limit (dBm)	Verdict	Sweep Point
711	716	0.1	RMS	715.663	21.33	30	Pass	401
716	716.1	0.03	RMS	716	-22.2	-13	Pass	5
716.1	725	0.1	RMS	716.1	-25.76	-13	Pass	90



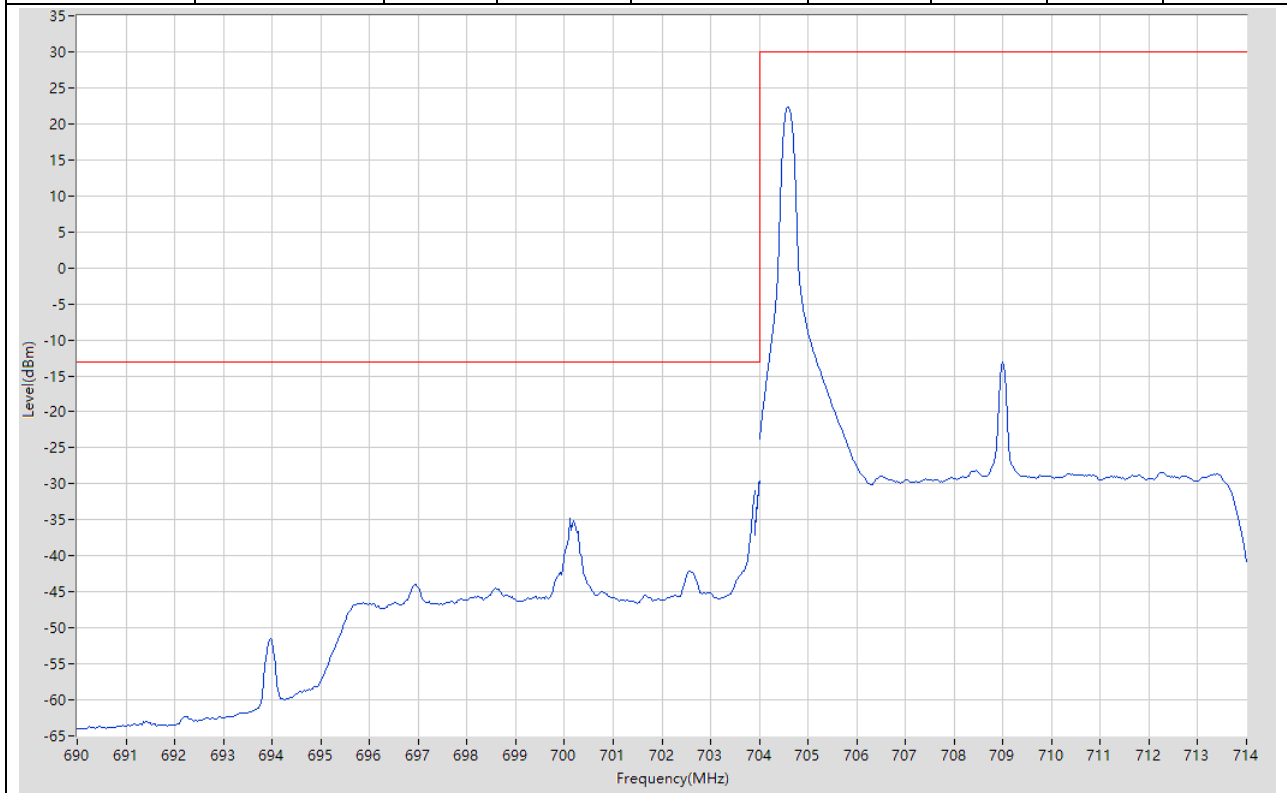
**7.8. LTE Band Edge\_Part22-24-27(NTNV)(Subtest:8, Channel:23825, Bandwidth:5, Modulation:Q16, RB Number: 25, RB Position:HIGH)**

Start Frequency (MHz)	Stop Frequency (MHz)	RBW (MHz)	Detector	Frequency (MHz)	Power (dBm)	Limit (dBm)	Verdict	Sweep Point
711	716	0.1	RMS	713.275	6.91	30	Pass	401
716	716.1	0.03	RMS	716.002	-30.46	-13	Pass	401
716.1	725	0.1	RMS	716.1	-26.52	-13	Pass	401



**7.9. LTE Band Edge\_Part22-24-27(NTNV)(Subtest:9, Channel:23780, Bandwidth:10, Modulation:QPSK, RB Number: 1, RB Position:LOW)**

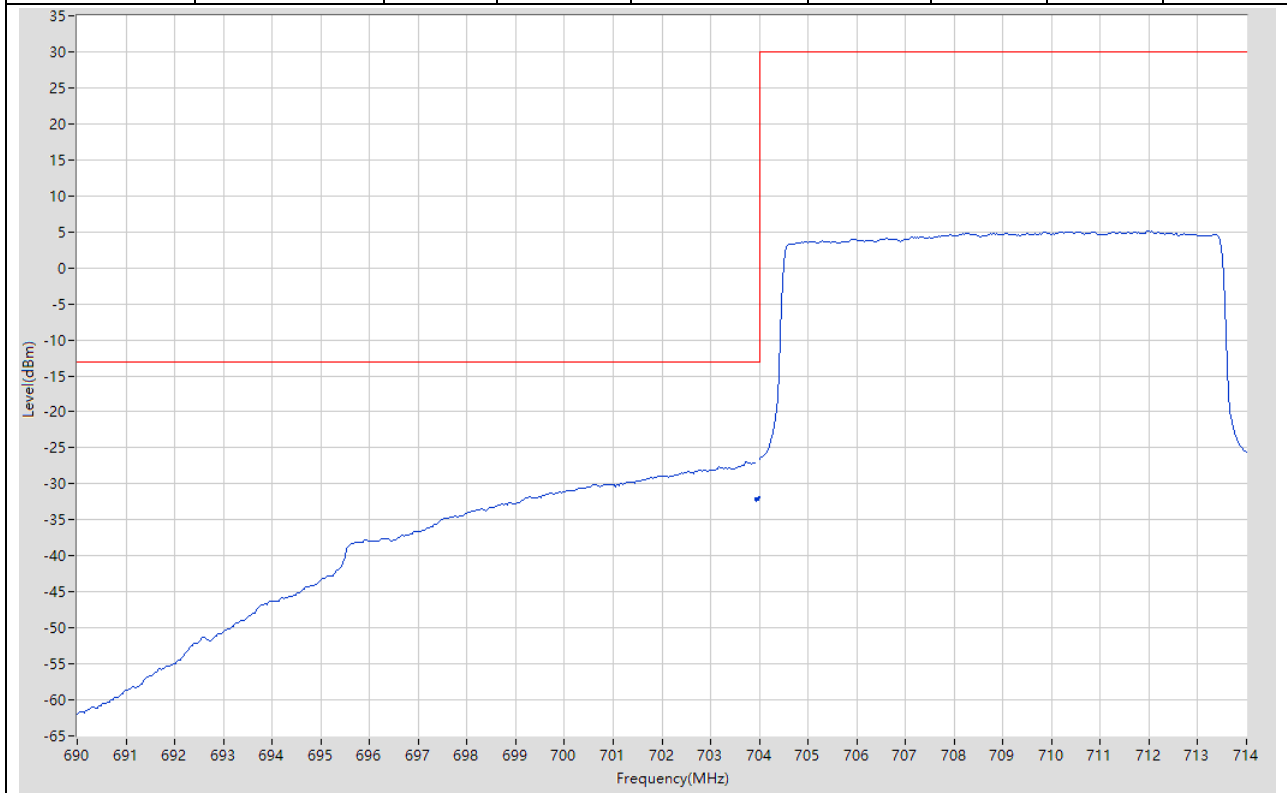
Start Frequency (MHz)	Stop Frequency (MHz)	RBW (MHz)	Detector	Frequency (MHz)	Power (dBm)	Limit (dBm)	Verdict	Sweep Point
690	703.9	0.1	RMS	703.9	-30.92	-13	Pass	401
703.9	704	0.03	RMS	704	-29.59	-13	Pass	401
704	714	0.1	RMS	704.575	22.32	30	Pass	401





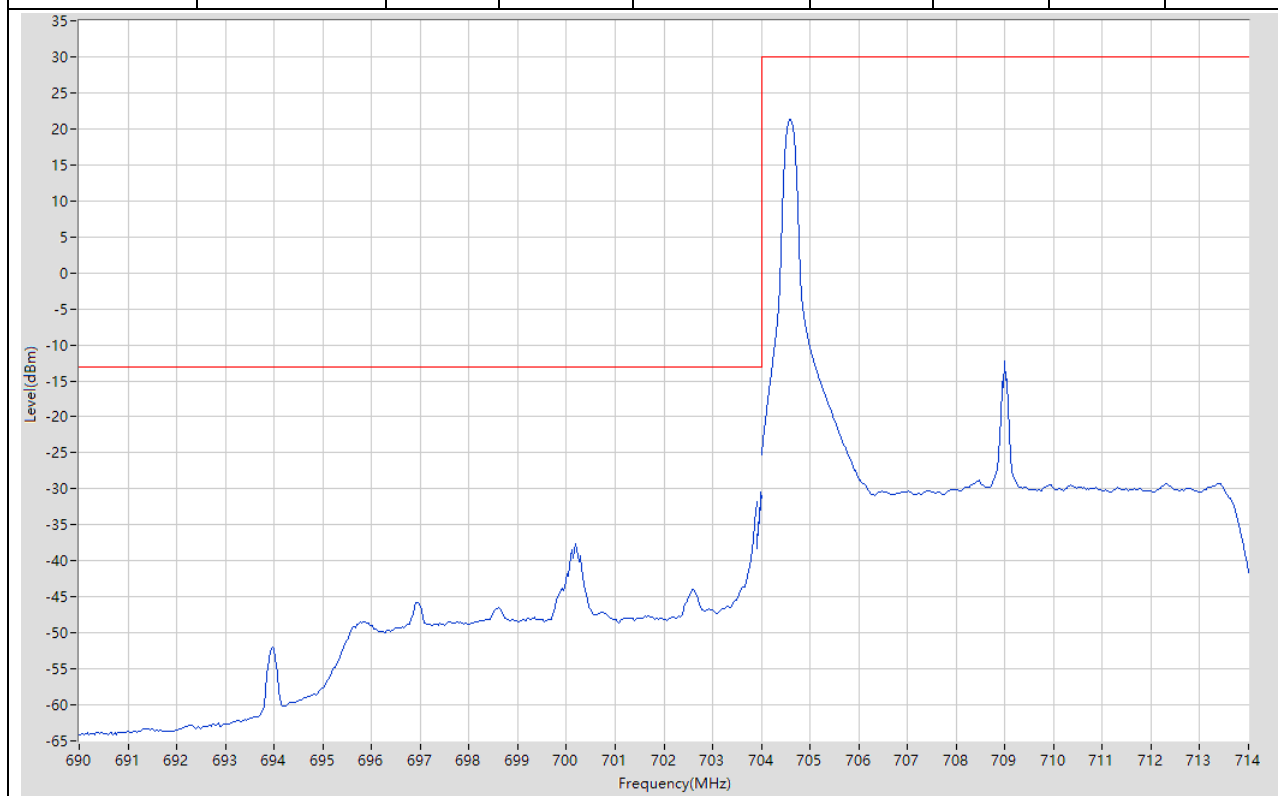
**7.10. LTE Band Edge\_Part22-24-27(NTNV)(Subtest:10, Channel:23780, Bandwidth:10, Modulation:QPSK, RB Number: 50, RB Position:LOW)**

Start Frequency (MHz)	Stop Frequency (MHz)	RBW (MHz)	Detector	Frequency (MHz)	Power (dBm)	Limit (dBm)	Verdict	Sweep Point
690	703.9	0.1	RMS	703.726	-27.02	-13	Pass	401
703.9	704	0.03	RMS	703.994	-31.76	-13	Pass	401
704	714	0.1	RMS	711.975	5.14	30	Pass	401



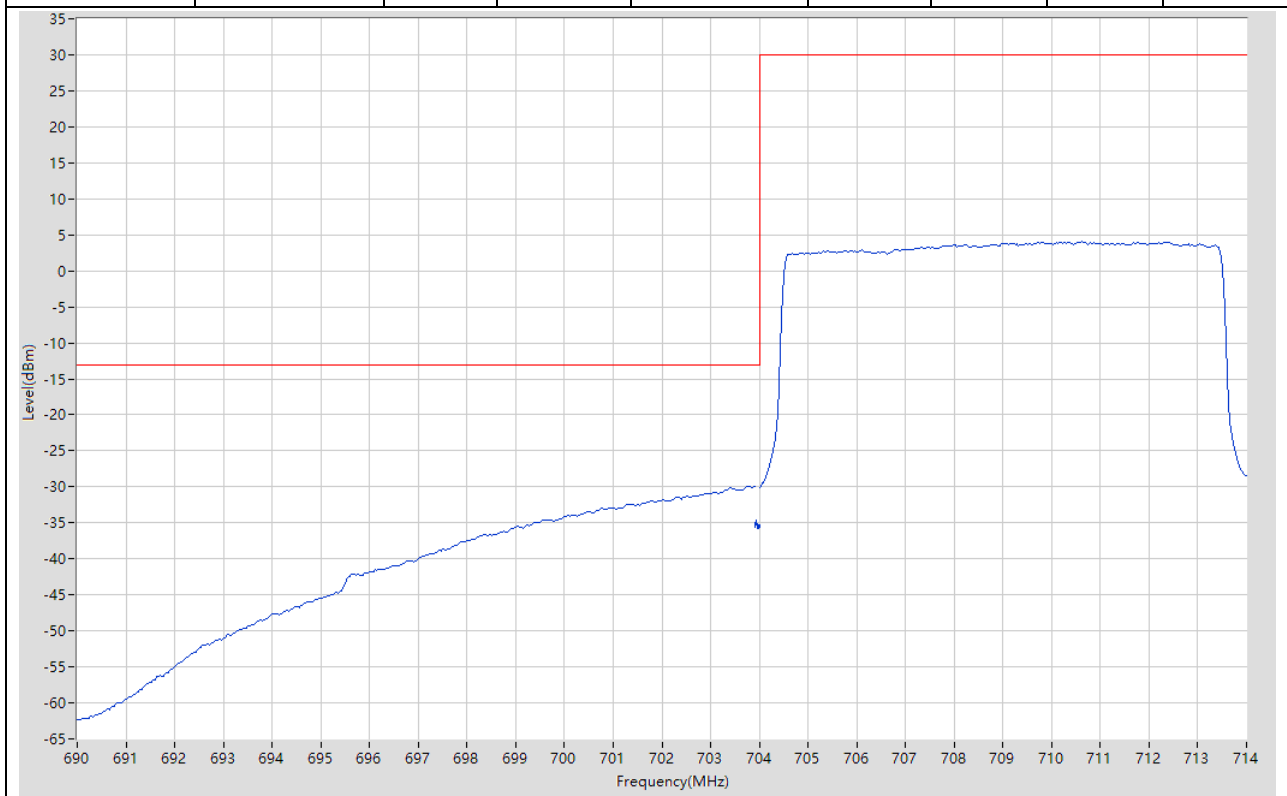
**7.11. LTE Band Edge\_Part22-24-27(NTNV)(Subtest:11, Channel:23780, Bandwidth:10, Modulation:Q16, RB Number: 1, RB Position:LOW)**

Start Frequency (MHz)	Stop Frequency (MHz)	RBW (MHz)	Detector	Frequency (MHz)	Power (dBm)	Limit (dBm)	Verdict	Sweep Point
690	703.9	0.1	RMS	703.9	-31.78	-13	Pass	401
703.9	704	0.03	RMS	703.988	-30.4	-13	Pass	401
704	714	0.1	RMS	704.575	21.33	30	Pass	401



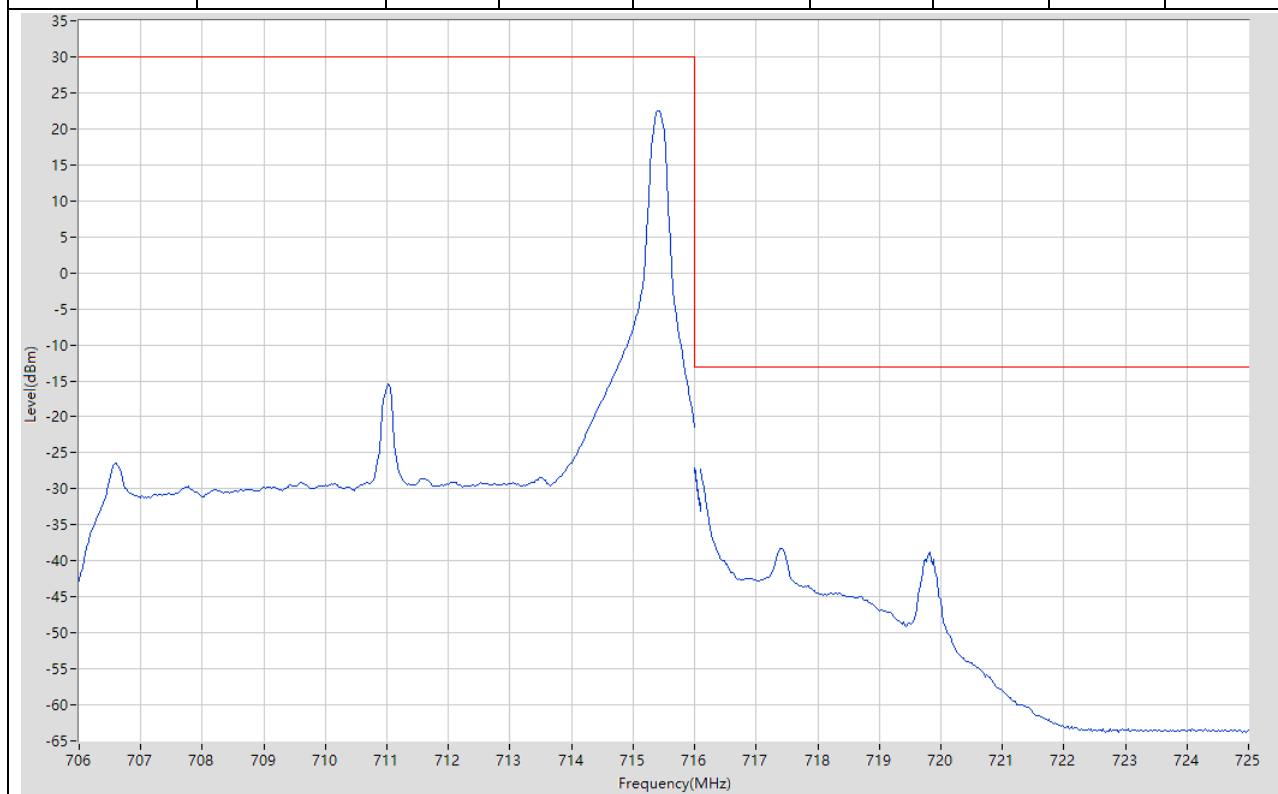
**7.12. LTE Band Edge\_Part22-24-27(NTNV)(Subtest:12, Channel:23780, Bandwidth:10, Modulation:Q16, RB Number: 50, RB Position:LOW)**

Start Frequency (MHz)	Stop Frequency (MHz)	RBW (MHz)	Detector	Frequency (MHz)	Power (dBm)	Limit (dBm)	Verdict	Sweep Point
690	703.9	0.1	RMS	703.9	-29.9	-13	Pass	401
703.9	704	0.03	RMS	703.932	-34.65	-13	Pass	401
704	714	0.1	RMS	710.625	4.09	30	Pass	401



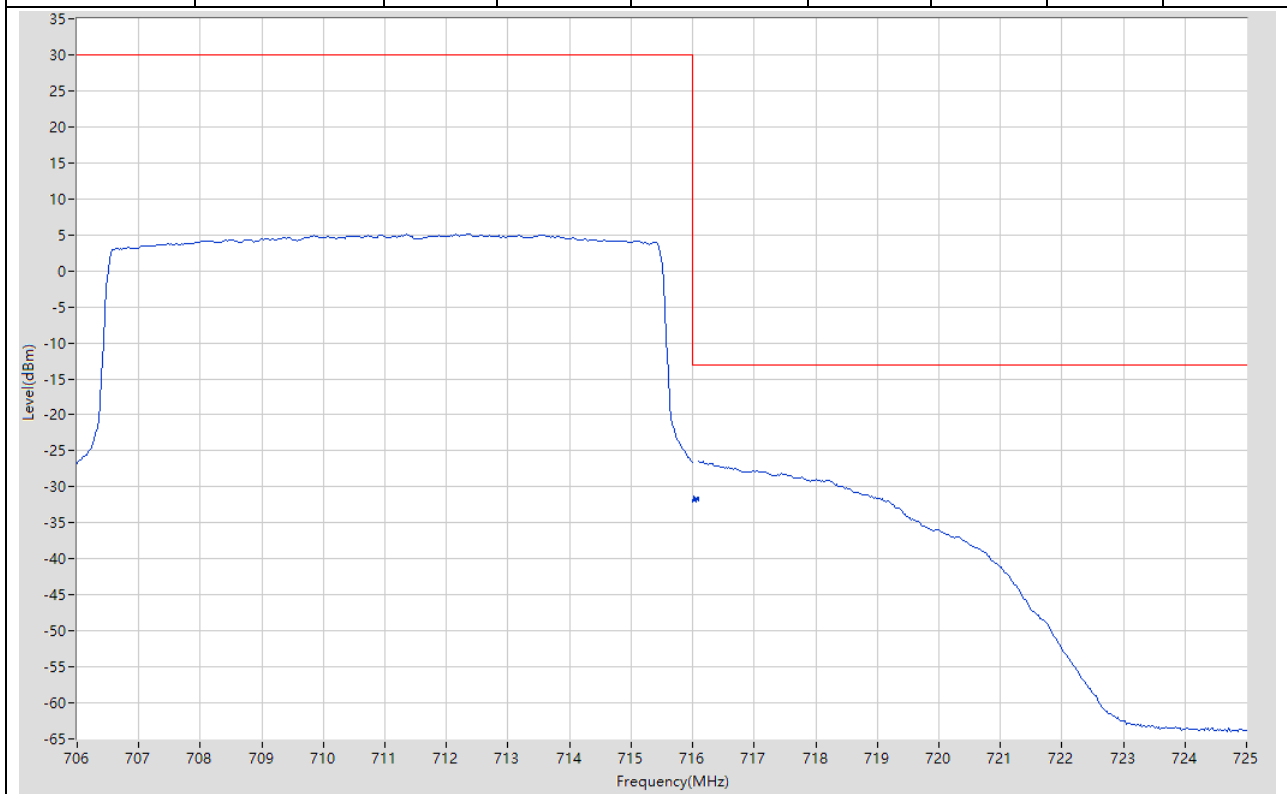
**7.13. LTE Band Edge\_Part22-24-27(NTNV)(Subtest:13, Channel:23800, Bandwidth:10, Modulation:QPSK, RB Number: 1, RB Position:HIGH)**

Start Frequency (MHz)	Stop Frequency (MHz)	RBW (MHz)	Detector	Frequency (MHz)	Power (dBm)	Limit (dBm)	Verdict	Sweep Point
706	716	0.1	RMS	715.4	22.51	30	Pass	401
716	716.1	0.03	RMS	716.001	-27.08	-13	Pass	401
716.1	725	0.1	RMS	716.1	-27.27	-13	Pass	401



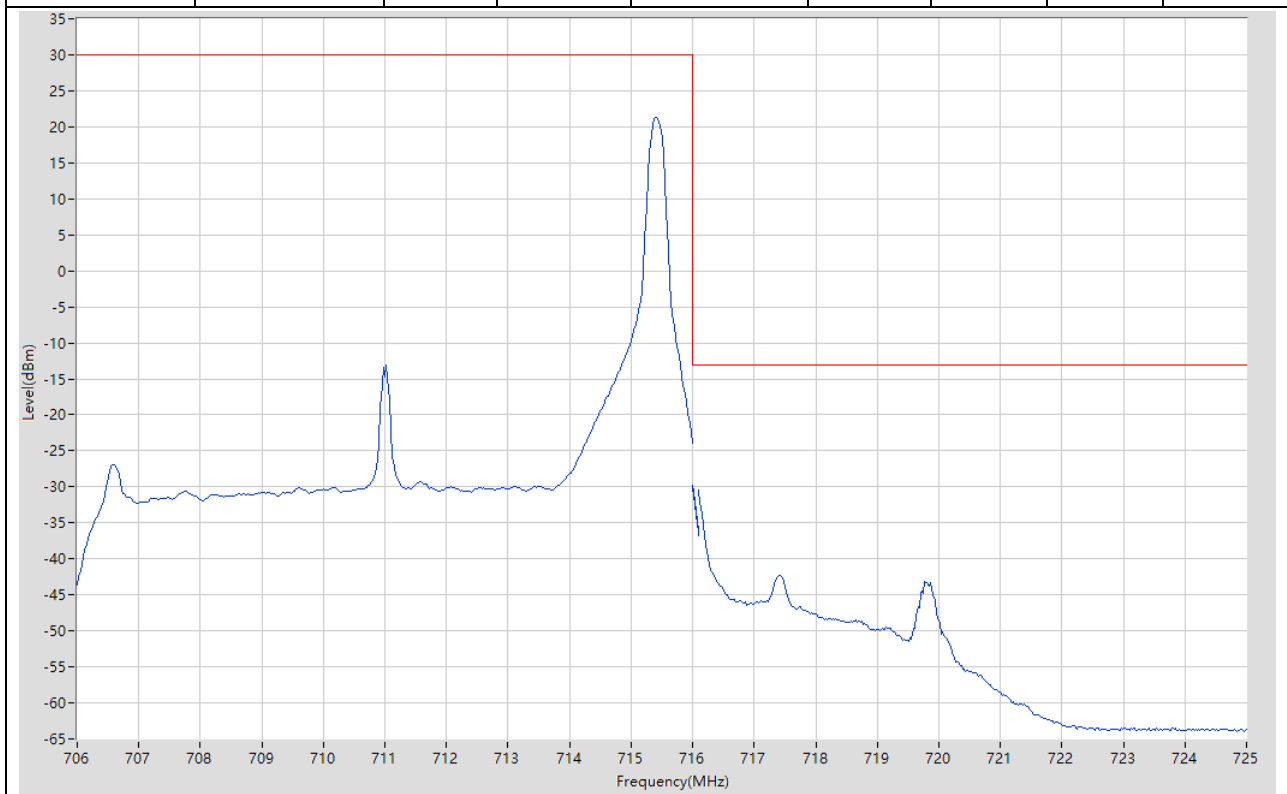
**7.14. LTE Band Edge\_Part22-24-27(NTNV)(Subtest:14, Channel:23800, Bandwidth:10, Modulation:QPSK, RB Number: 50, RB Position:HIGH)**

Start Frequency (MHz)	Stop Frequency (MHz)	RBW (MHz)	Detector	Frequency (MHz)	Power (dBm)	Limit (dBm)	Verdict	Sweep Point
706	716	0.1	RMS	712.325	5.07	30	Pass	401
716	716.1	0.03	RMS	716.017	-31.32	-13	Pass	401
716.1	725	0.1	RMS	716.1	-26.44	-13	Pass	401



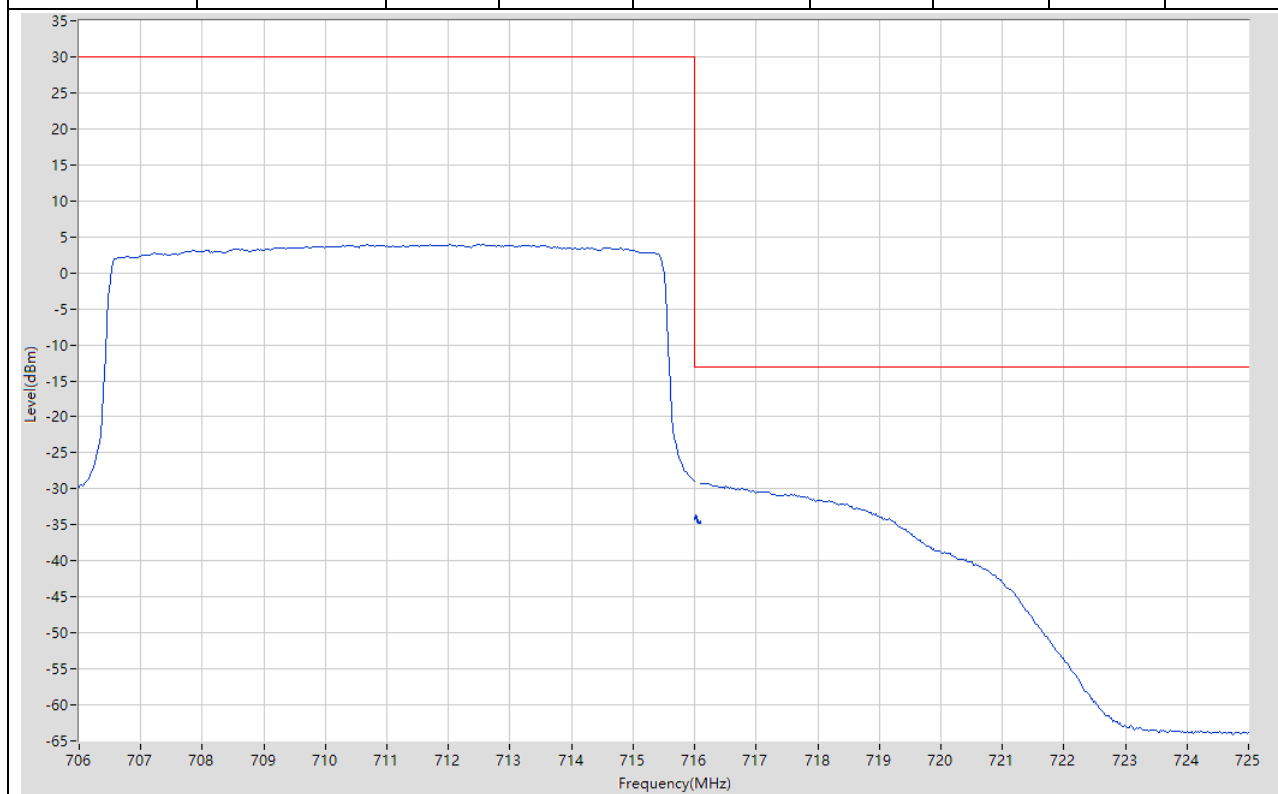
**7.15. LTE Band Edge\_Part22-24-27(NTNV)(Subtest:15, Channel:23800, Bandwidth:10, Modulation:Q16, RB Number: 1, RB Position:HIGH)**

Start Frequency (MHz)	Stop Frequency (MHz)	RBW (MHz)	Detector	Frequency (MHz)	Power (dBm)	Limit (dBm)	Verdict	Sweep Point
706	716	0.1	RMS	715.4	21.25	30	Pass	401
716	716.1	0.03	RMS	716.001	-29.76	-13	Pass	401
716.1	725	0.1	RMS	716.1	-30.47	-13	Pass	401



**7.16. LTE Band Edge\_Part22-24-27(NTNV)(Subtest:16, Channel:23800, Bandwidth:10, Modulation:Q16, RB Number: 50, RB Position:HIGH)**

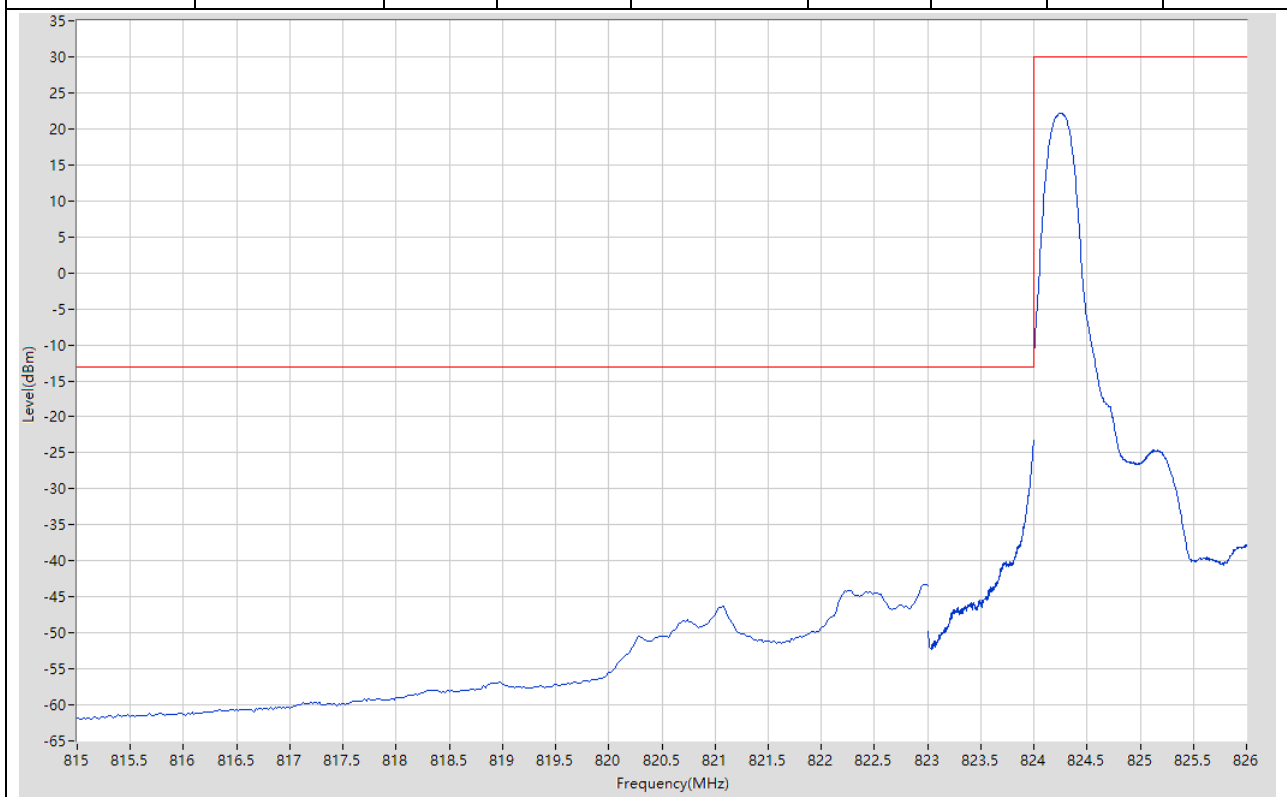
Start Frequency (MHz)	Stop Frequency (MHz)	RBW (MHz)	Detector	Frequency (MHz)	Power (dBm)	Limit (dBm)	Verdict	Sweep Point
706	716	0.1	RMS	711.7	3.92	30	Pass	401
716	716.1	0.03	RMS	716.022	-33.63	-13	Pass	401
716.1	725	0.1	RMS	716.189	-29.22	-13	Pass	401



## 8. LTE\_Band26(part22)

### 8.1. LTE Band Edge\_Part22-24-27(NTNV)(Subtest:1, Channel:26797, Bandwidth:1.4, Modulation:QPSK, RB Number: 1, RB Position:LOW)

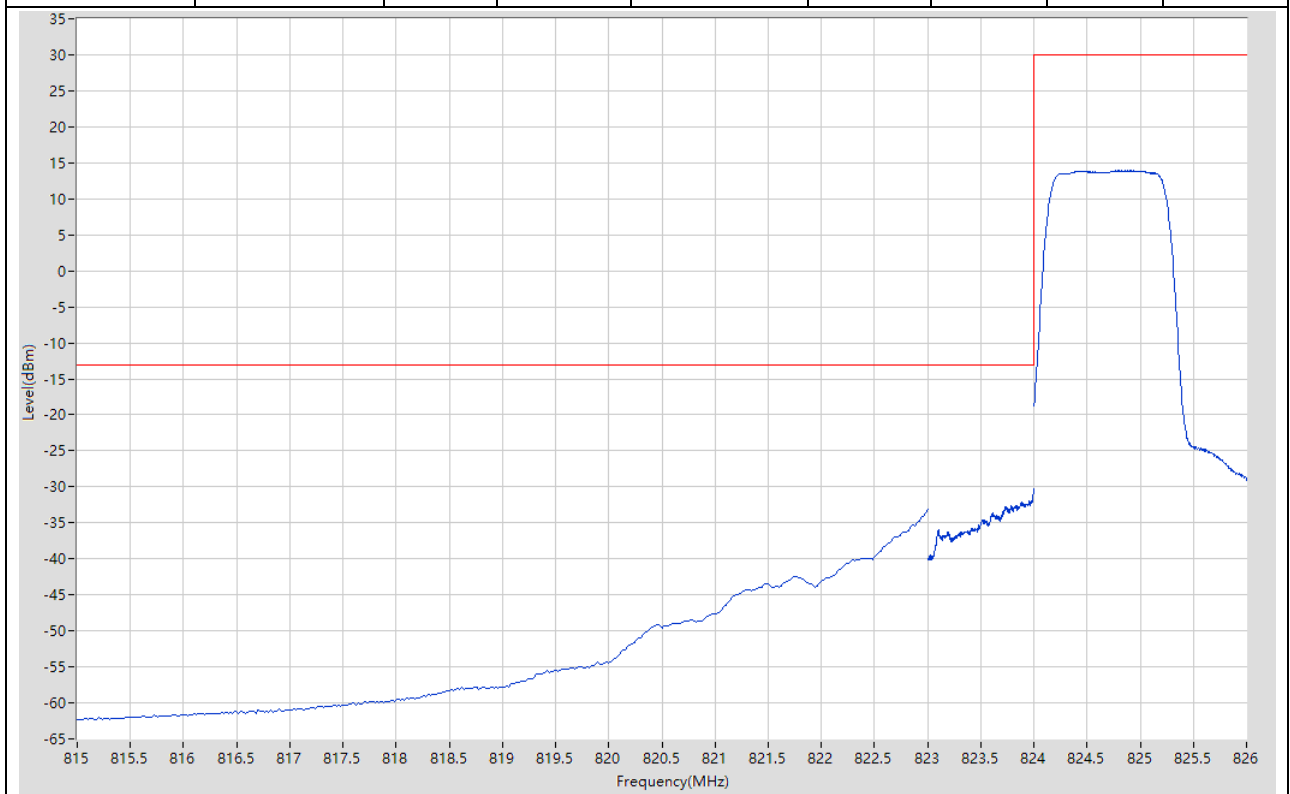
Start Frequency (MHz)	Stop Frequency (MHz)	RBW (MHz)	Detector	Frequency (MHz)	Power (dBm)	Limit (dBm)	Verdict	Sweep Point
815	823	0.1	RMS	822.98	-43.27	-13	Pass	401
823	824	0.02	RMS	824	-23.34	-13	Pass	401
824	826	0.1	RMS	824.255	22.19	30	Pass	401





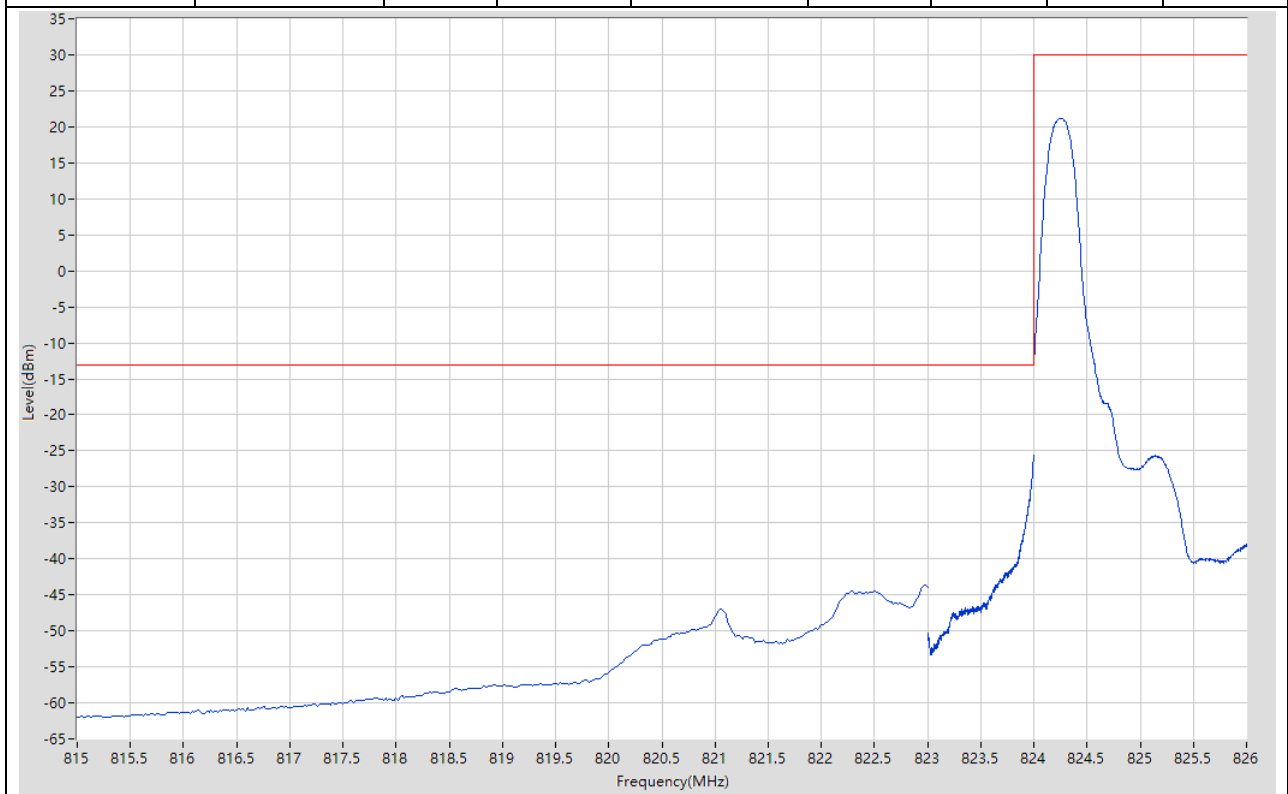
**8.2. LTE Band Edge\_Part22-24-27(NTNV)(Subtest:2, Channel:26797, Bandwidth:1.4, Modulation:QPSK, RB Number: 6, RB Position:LOW)**

Start Frequency (MHz)	Stop Frequency (MHz)	RBW (MHz)	Detector	Frequency (MHz)	Power (dBm)	Limit (dBm)	Verdict	Sweep Point
815	823	0.1	RMS	823	-33.1	-13	Pass	401
823	824	0.02	RMS	824	-30.34	-13	Pass	401
824	826	0.1	RMS	824.805	13.95	30	Pass	401



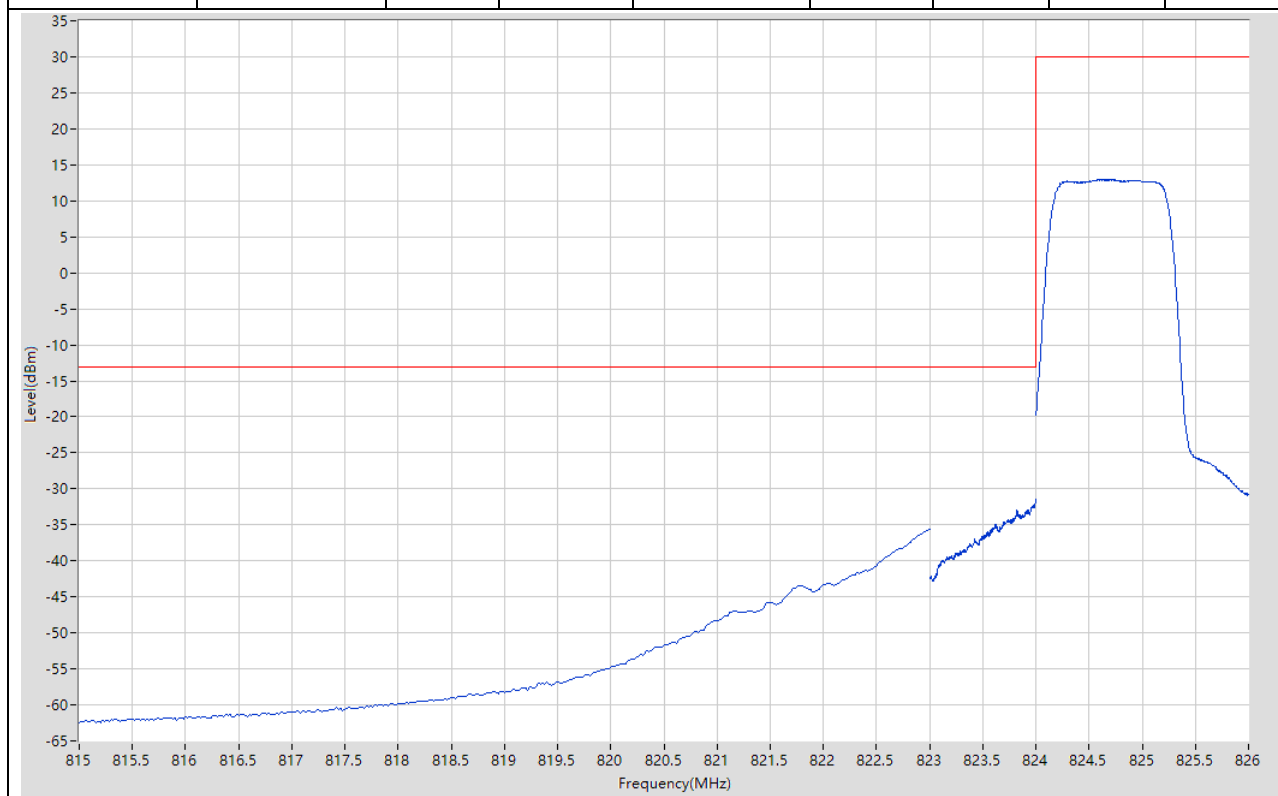
**8.3. LTE Band Edge\_Part22-24-27(NTNV)(Subtest:3, Channel:26797, Bandwidth:1.4, Modulation:Q16, RB Number: 1, RB Position:LOW)**

Start Frequency (MHz)	Stop Frequency (MHz)	RBW (MHz)	Detector	Frequency (MHz)	Power (dBm)	Limit (dBm)	Verdict	Sweep Point
815	823	0.1	RMS	822.98	-43.68	-13	Pass	401
823	824	0.02	RMS	824	-25.63	-13	Pass	401
824	826	0.1	RMS	824.255	21.21	30	Pass	401



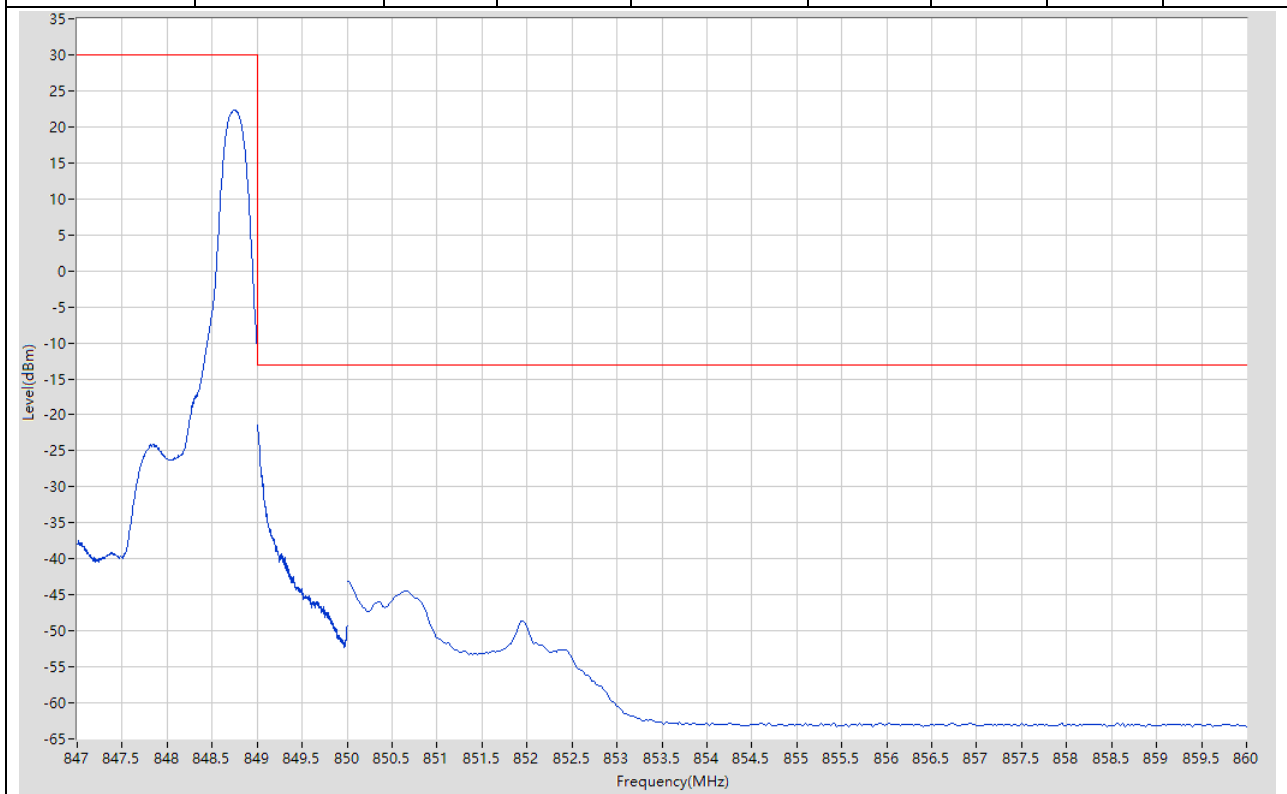
**8.4. LTE Band Edge\_Part22-24-27(NTNV)(Subtest:4, Channel:26797, Bandwidth:1.4, Modulation:Q16, RB Number: 6, RB Position:LOW)**

Start Frequency (MHz)	Stop Frequency (MHz)	RBW (MHz)	Detector	Frequency (MHz)	Power (dBm)	Limit (dBm)	Verdict	Sweep Point
815	823	0.1	RMS	823	-35.6	-13	Pass	401
823	824	0.02	RMS	824	-31.44	-13	Pass	401
824	826	0.1	RMS	824.625	12.94	30	Pass	401



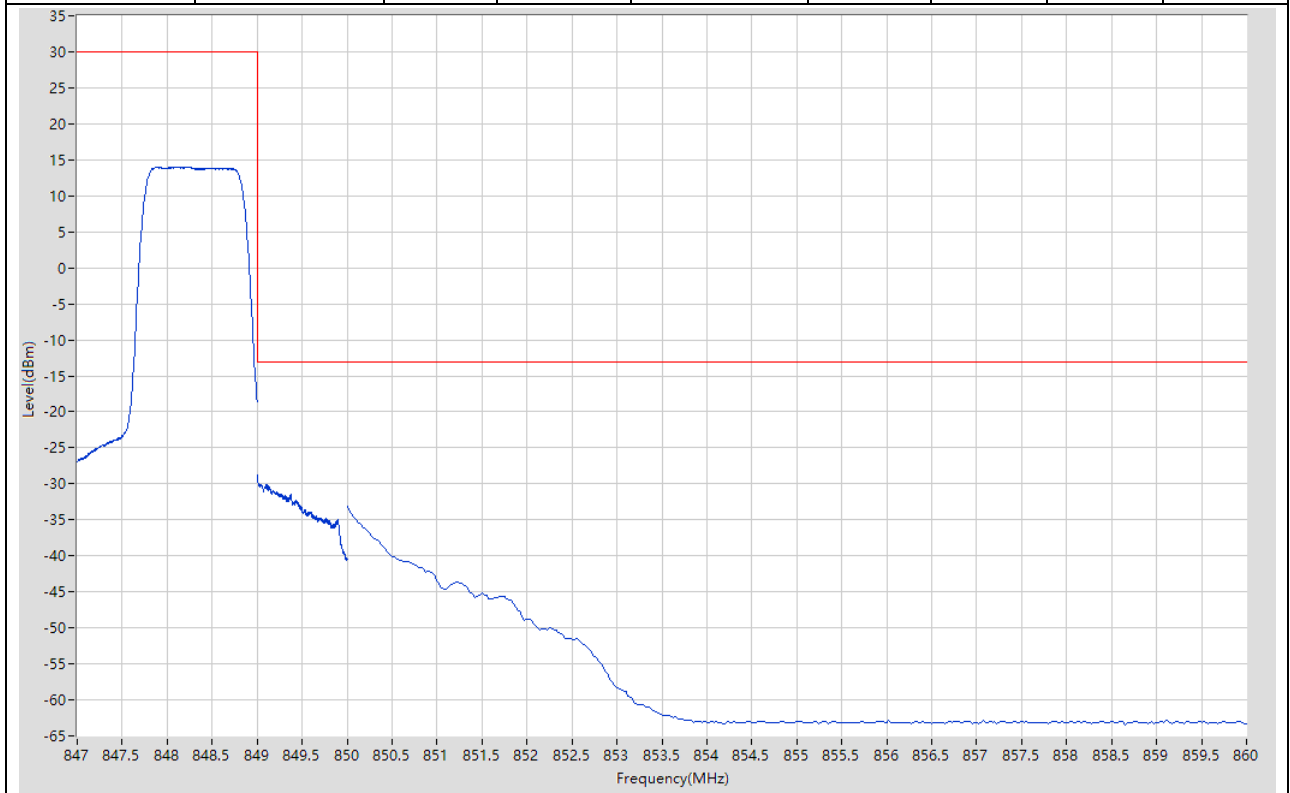
**8.5. LTE Band Edge\_Part22-24-27(NTNV)(Subtest:5, Channel:27033, Bandwidth:1.4, Modulation:QPSK, RB Number: 1, RB Position:HIGH)**

Start Frequency (MHz)	Stop Frequency (MHz)	RBW (MHz)	Detector	Frequency (MHz)	Power (dBm)	Limit (dBm)	Verdict	Sweep Point
847	849	0.1	RMS	848.745	22.34	30	Pass	401
849	850	0.02	RMS	849	-21.51	-13	Pass	401
850	860	0.1	RMS	850.025	-43.14	-13	Pass	401



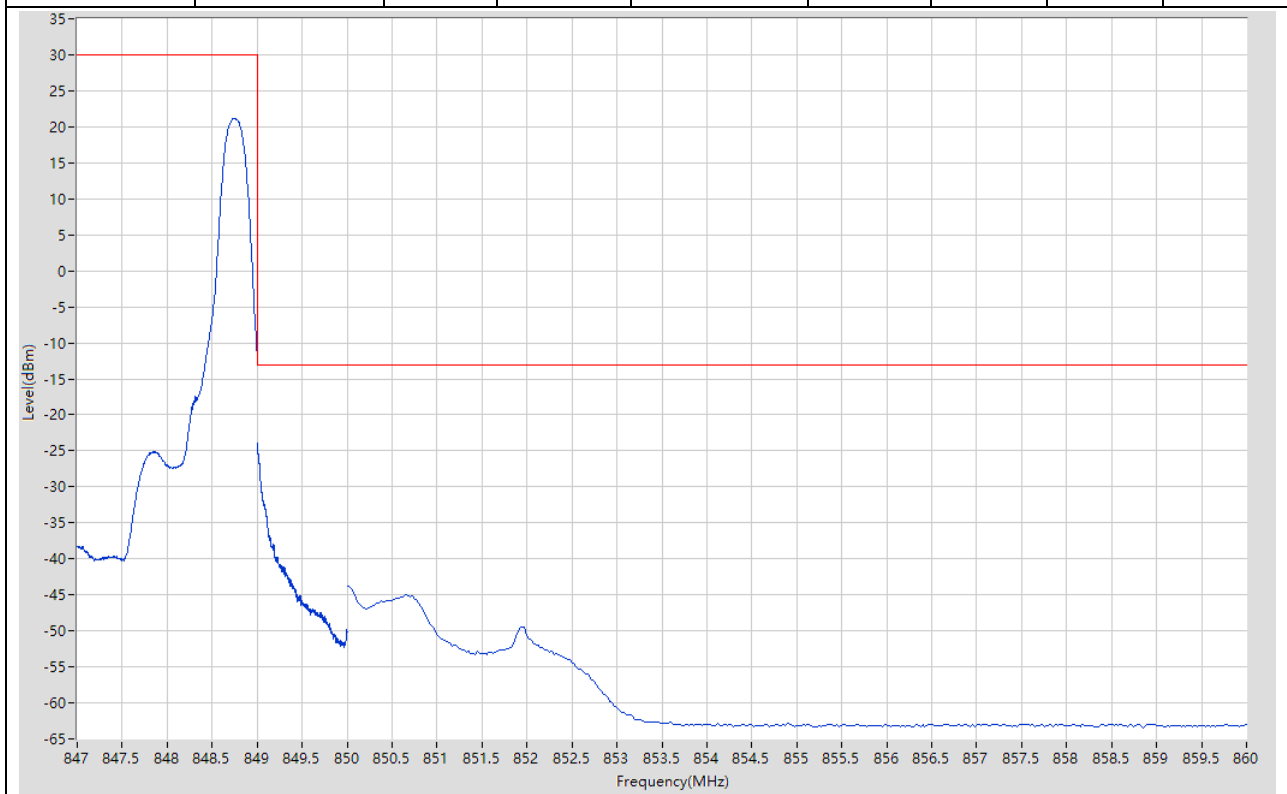
**8.6. LTE Band Edge\_Part22-24-27(NTNV)(Subtest:6, Channel:27033, Bandwidth:1.4, Modulation:QPSK, RB Number: 6, RB Position:HIGH)**

Start Frequency (MHz)	Stop Frequency (MHz)	RBW (MHz)	Detector	Frequency (MHz)	Power (dBm)	Limit (dBm)	Verdict	Sweep Point
847	849	0.1	RMS	848.09	14.02	30	Pass	401
849	850	0.02	RMS	849	-28.84	-13	Pass	401
850	860	0.1	RMS	850	-33.17	-13	Pass	401



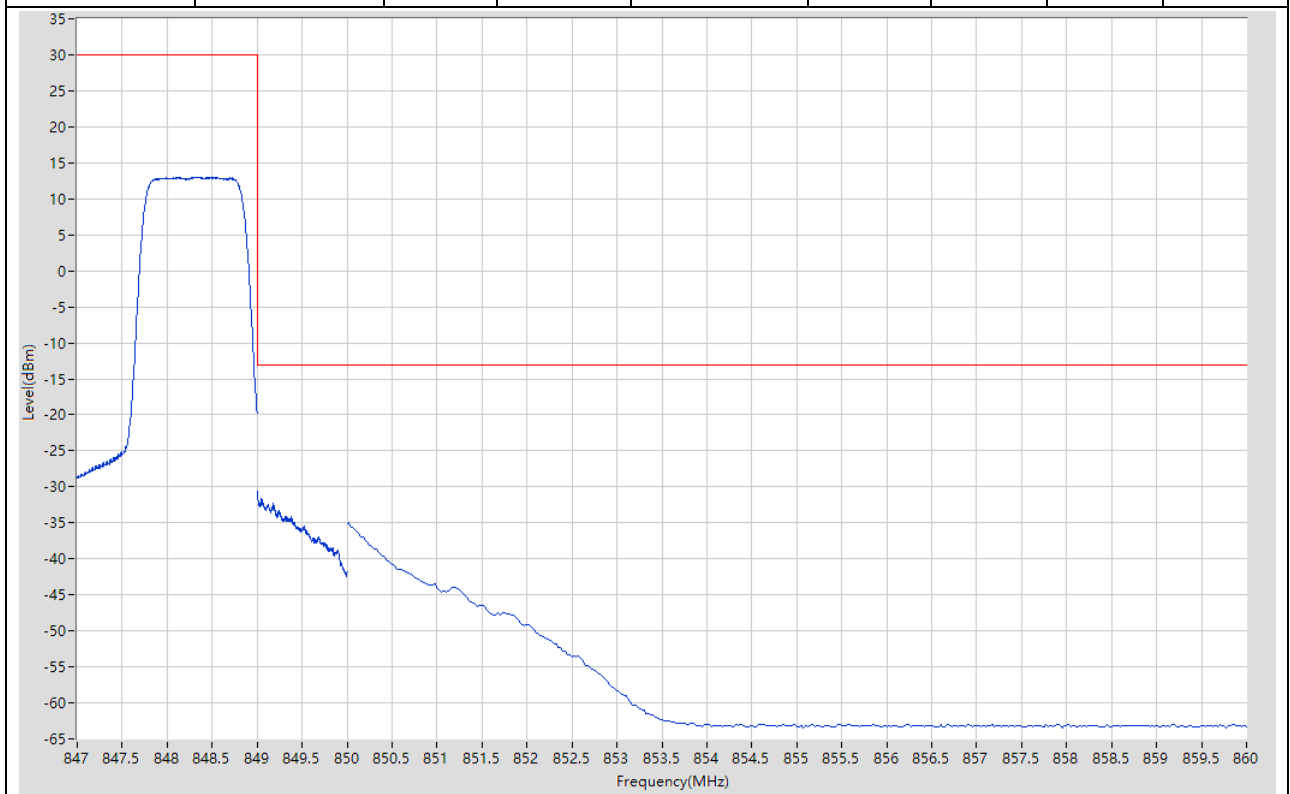
**8.7. LTE Band Edge\_Part22-24-27(NTNV)(Subtest:7, Channel:27033, Bandwidth:1.4, Modulation:Q16, RB Number: 1, RB Position:HIGH)**

Start Frequency (MHz)	Stop Frequency (MHz)	RBW (MHz)	Detector	Frequency (MHz)	Power (dBm)	Limit (dBm)	Verdict	Sweep Point
847	849	0.1	RMS	848.76	21.15	30	Pass	401
849	850	0.02	RMS	849	-23.88	-13	Pass	401
850	860	0.1	RMS	850.025	-43.77	-13	Pass	401



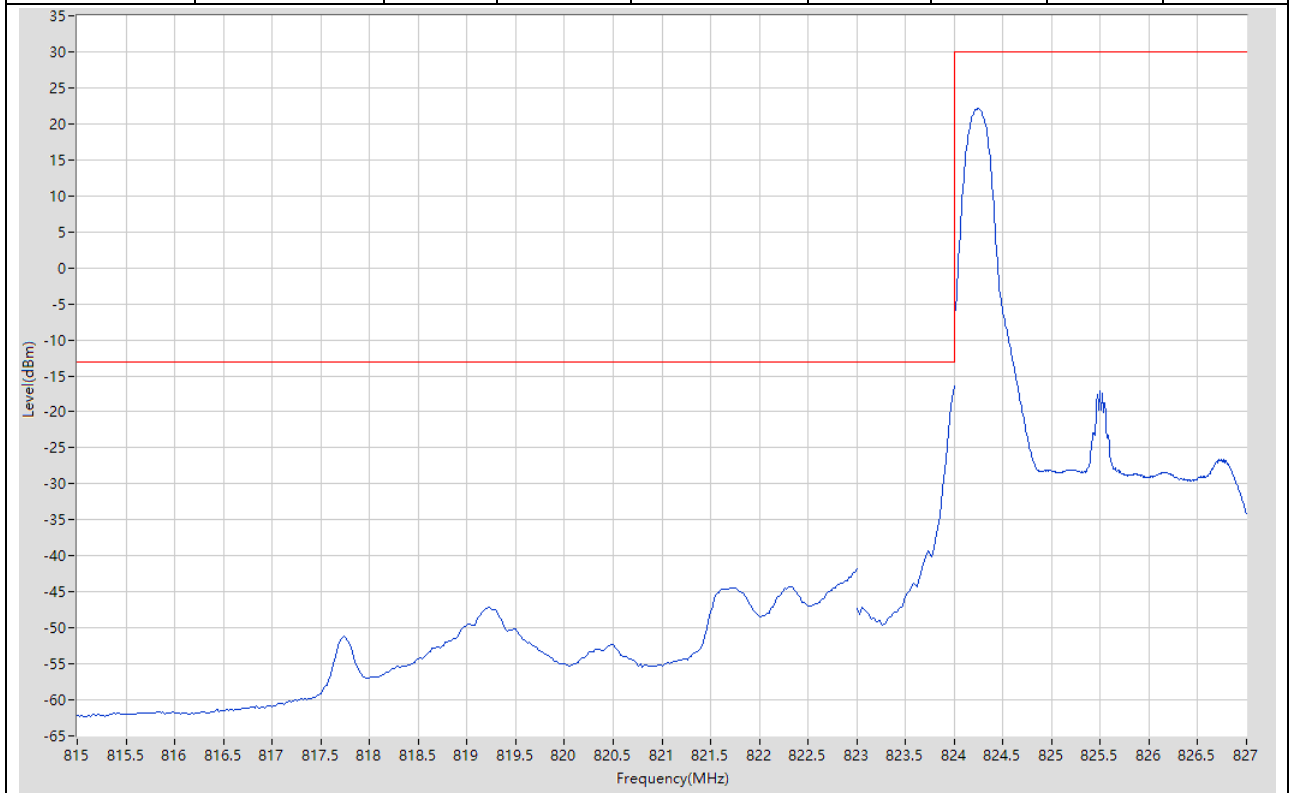
**8.8. LTE Band Edge\_Part22-24-27(NTNV)(Subtest:8, Channel:27033, Bandwidth:1.4, Modulation:Q16, RB Number: 6, RB Position:HIGH)**

Start Frequency (MHz)	Stop Frequency (MHz)	RBW (MHz)	Detector	Frequency (MHz)	Power (dBm)	Limit (dBm)	Verdict	Sweep Point
847	849	0.1	RMS	848.315	13.04	30	Pass	401
849	850	0.02	RMS	849	-30.69	-13	Pass	401
850	860	0.1	RMS	850.025	-35.03	-13	Pass	401



**8.9. LTE Band Edge\_Part22-24-27(NTNV)(Subtest:9, Channel:26805, Bandwidth:3, Modulation:QPSK, RB Number: 1, RB Position:LOW)**

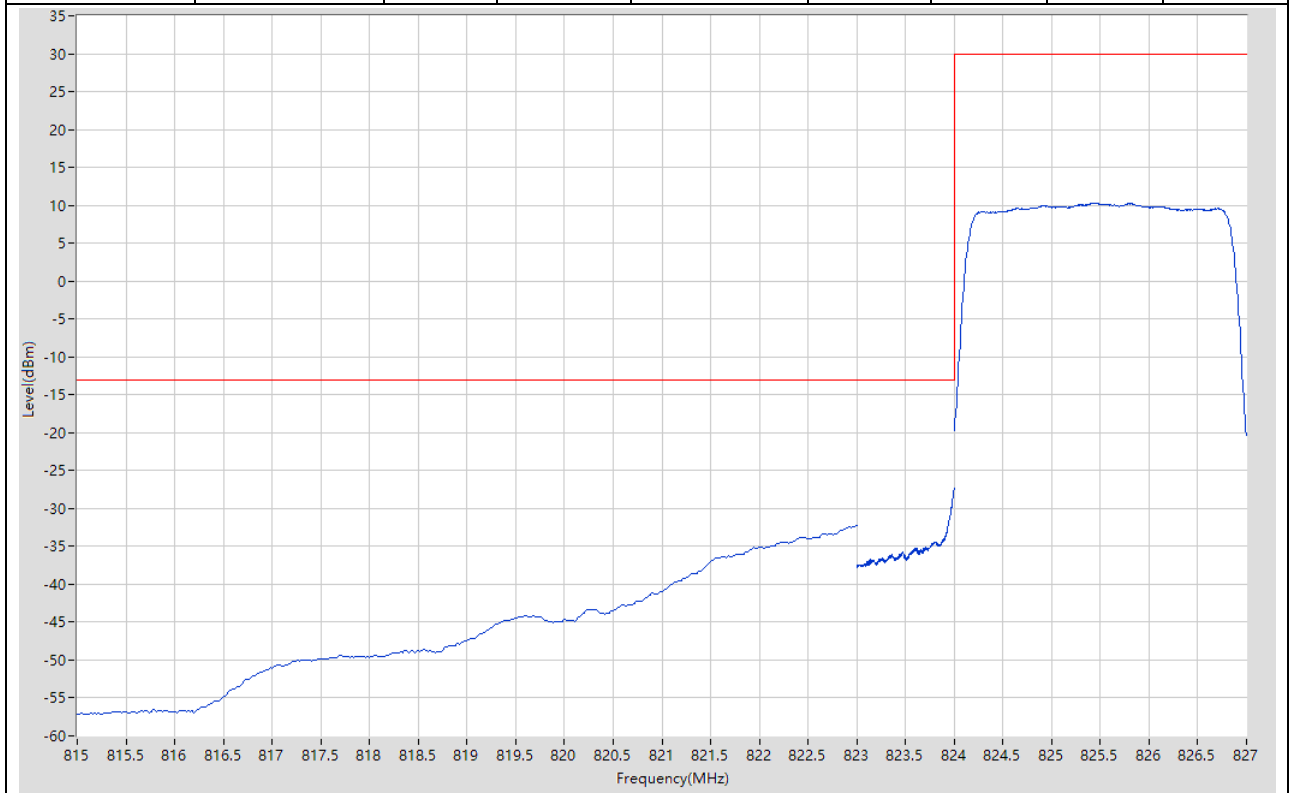
Start Frequency (MHz)	Stop Frequency (MHz)	RBW (MHz)	Detector	Frequency (MHz)	Power (dBm)	Limit (dBm)	Verdict	Sweep Point
815	823	0.1	RMS	823	-41.85	-13	Pass	401
823	824	0.03	RMS	824	-16.45	-13	Pass	35
824	827	0.1	RMS	824.248	22.11	30	Pass	401





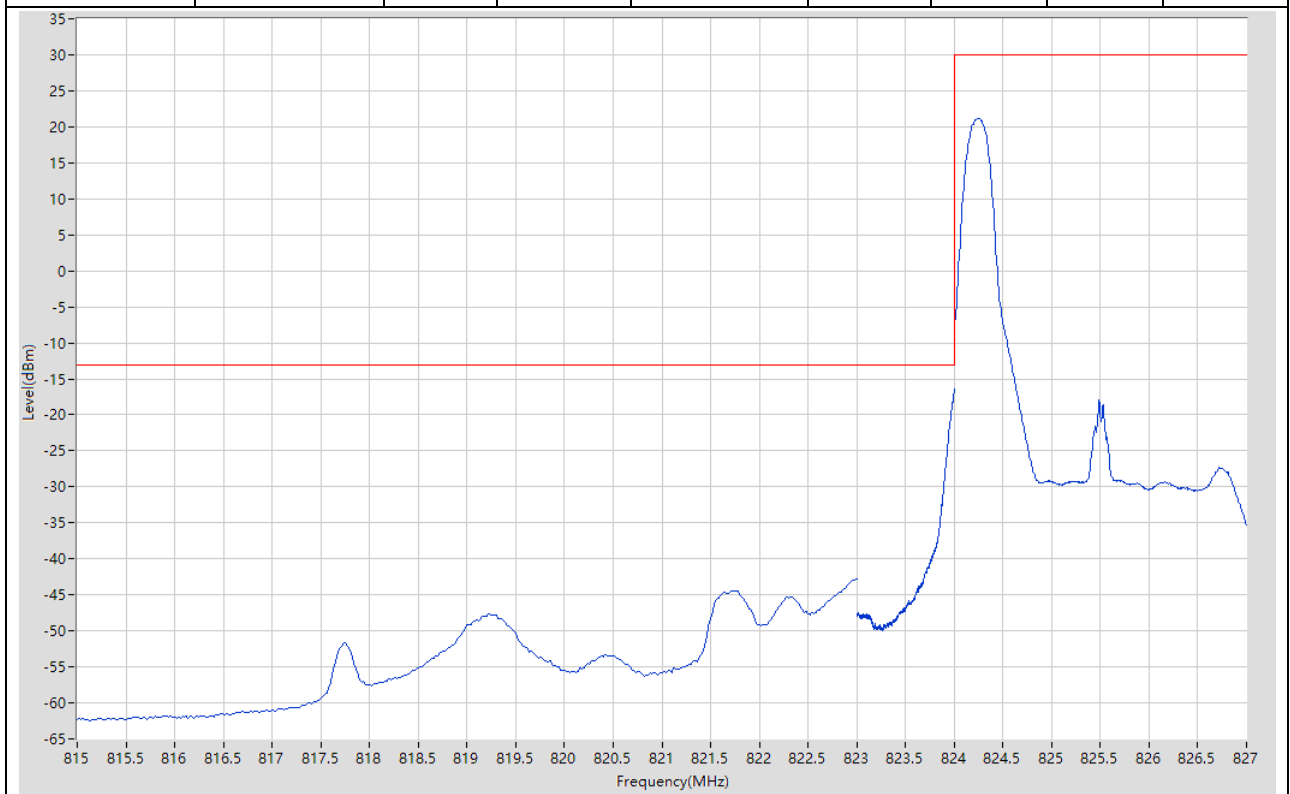
**8.10. LTE Band Edge\_Part22-24-27(NTNV)(Subtest:10, Channel:26805, Bandwidth:3, Modulation:QPSK, RB Number: 15, RB Position:LOW)**

Start Frequency (MHz)	Stop Frequency (MHz)	RBW (MHz)	Detector	Frequency (MHz)	Power (dBm)	Limit (dBm)	Verdict	Sweep Point
815	823	0.1	RMS	823	-32.29	-13	Pass	401
823	824	0.03	RMS	824	-27.37	-13	Pass	401
824	827	0.1	RMS	825.448	10.3	30	Pass	401



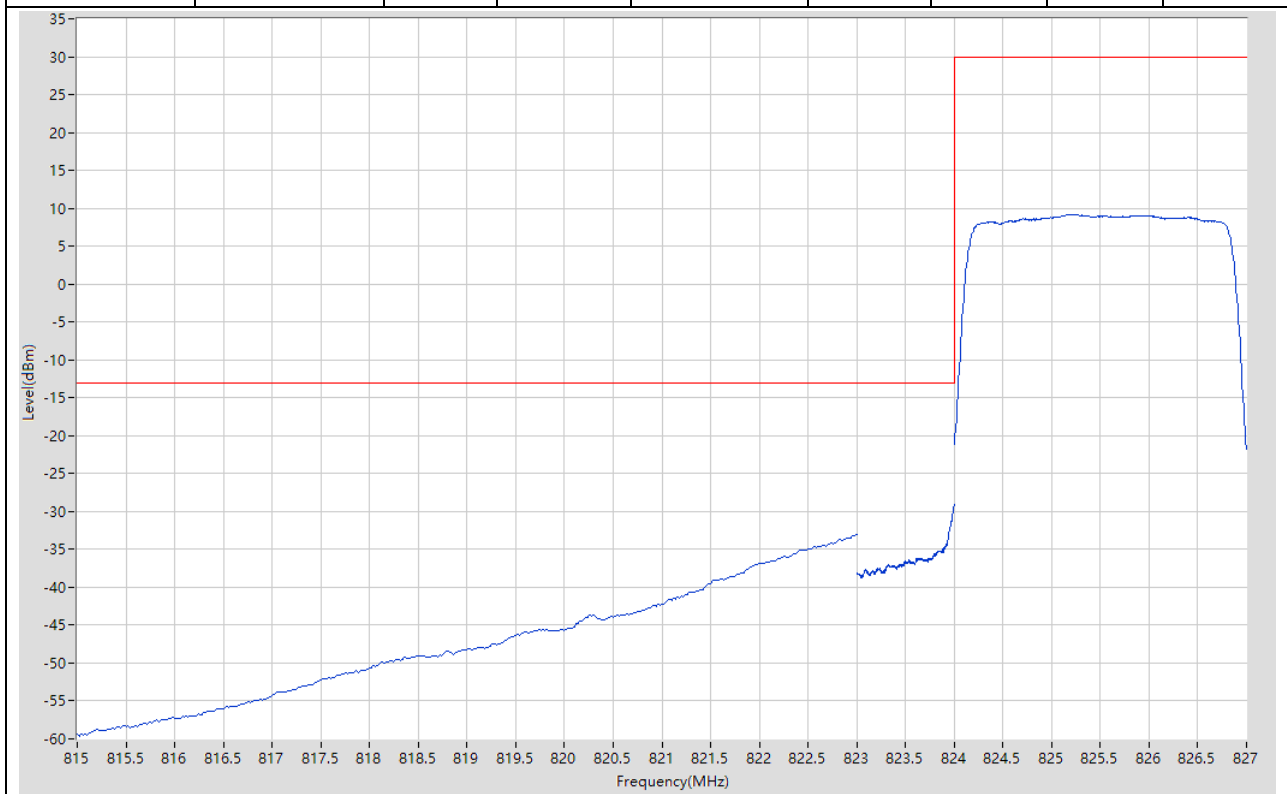
**8.11. LTE Band Edge\_Part22-24-27(NTNV)(Subtest:11, Channel:26805, Bandwidth:3, Modulation:Q16, RB Number: 1, RB Position:LOW)**

Start Frequency (MHz)	Stop Frequency (MHz)	RBW (MHz)	Detector	Frequency (MHz)	Power (dBm)	Limit (dBm)	Verdict	Sweep Point
815	823	0.1	RMS	823	-42.78	-13	Pass	401
823	824	0.03	RMS	824	-16.46	-13	Pass	401
824	827	0.1	RMS	824.24	21.14	30	Pass	401



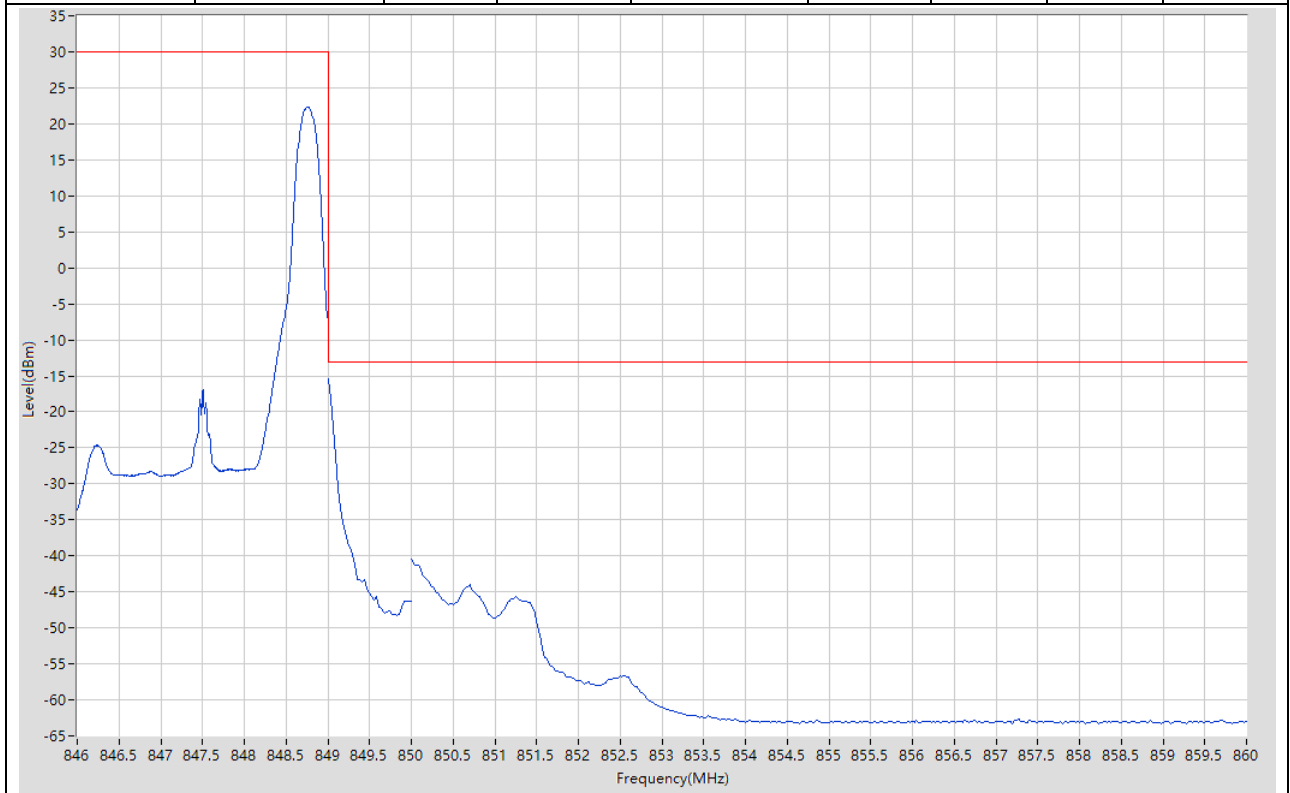
**8.12. LTE Band Edge\_Part22-24-27(NTNV)(Subtest:12, Channel:26805, Bandwidth:3, Modulation:Q16, RB Number: 15, RB Position:LOW)**

Start Frequency (MHz)	Stop Frequency (MHz)	RBW (MHz)	Detector	Frequency (MHz)	Power (dBm)	Limit (dBm)	Verdict	Sweep Point
815	823	0.1	RMS	823	-33.09	-13	Pass	401
823	824	0.03	RMS	824	-29.15	-13	Pass	401
824	827	0.1	RMS	825.238	9.16	30	Pass	401



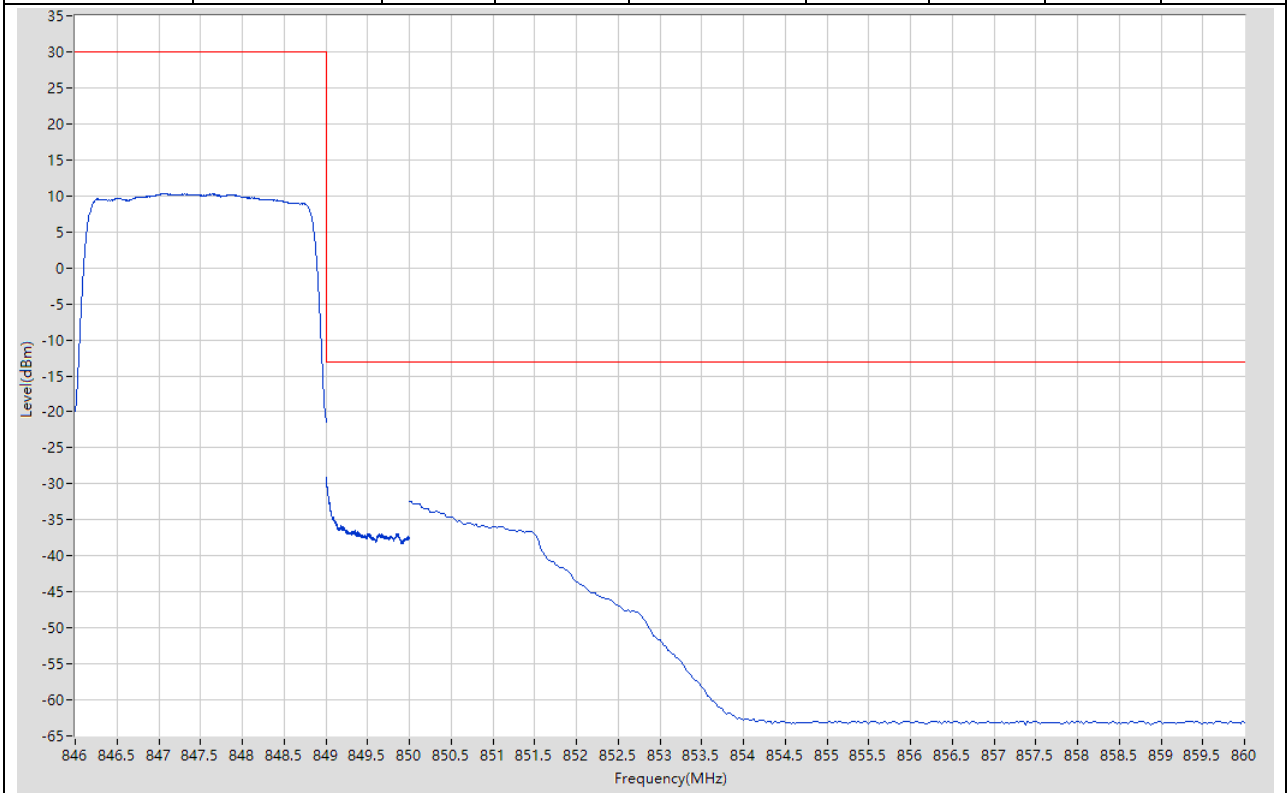
**8.13. LTE Band Edge\_Part22-24-27(NTNV)(Subtest:13, Channel:27025, Bandwidth:3, Modulation:QPSK, RB Number: 1, RB Position:HIGH)**

Start Frequency (MHz)	Stop Frequency (MHz)	RBW (MHz)	Detector	Frequency (MHz)	Power (dBm)	Limit (dBm)	Verdict	Sweep Point
846	849	0.1	RMS	848.753	22.3	30	Pass	401
849	850	0.03	RMS	849	-15.37	-13	Pass	35
850	860	0.1	RMS	850	-40.42	-13	Pass	401



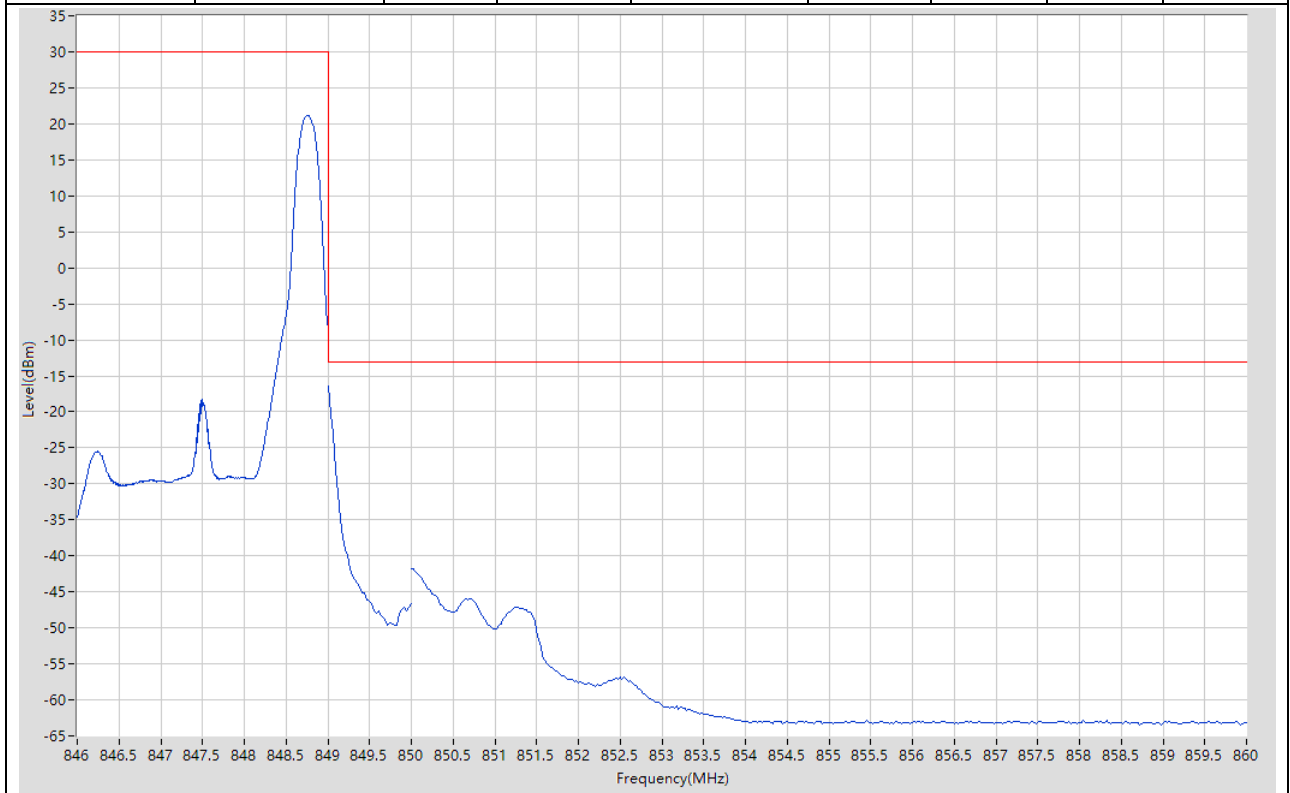
**8.14. LTE Band Edge\_Part22-24-27(NTNV)(Subtest:14, Channel:27025, Bandwidth:3, Modulation:QPSK, RB Number: 15, RB Position:HIGH)**

Start Frequency (MHz)	Stop Frequency (MHz)	RBW (MHz)	Detector	Frequency (MHz)	Power (dBm)	Limit (dBm)	Verdict	Sweep Point
846	849	0.1	RMS	847.11	10.35	30	Pass	401
849	850	0.03	RMS	849	-29.09	-13	Pass	401
850	860	0.1	RMS	850.025	-32.47	-13	Pass	401



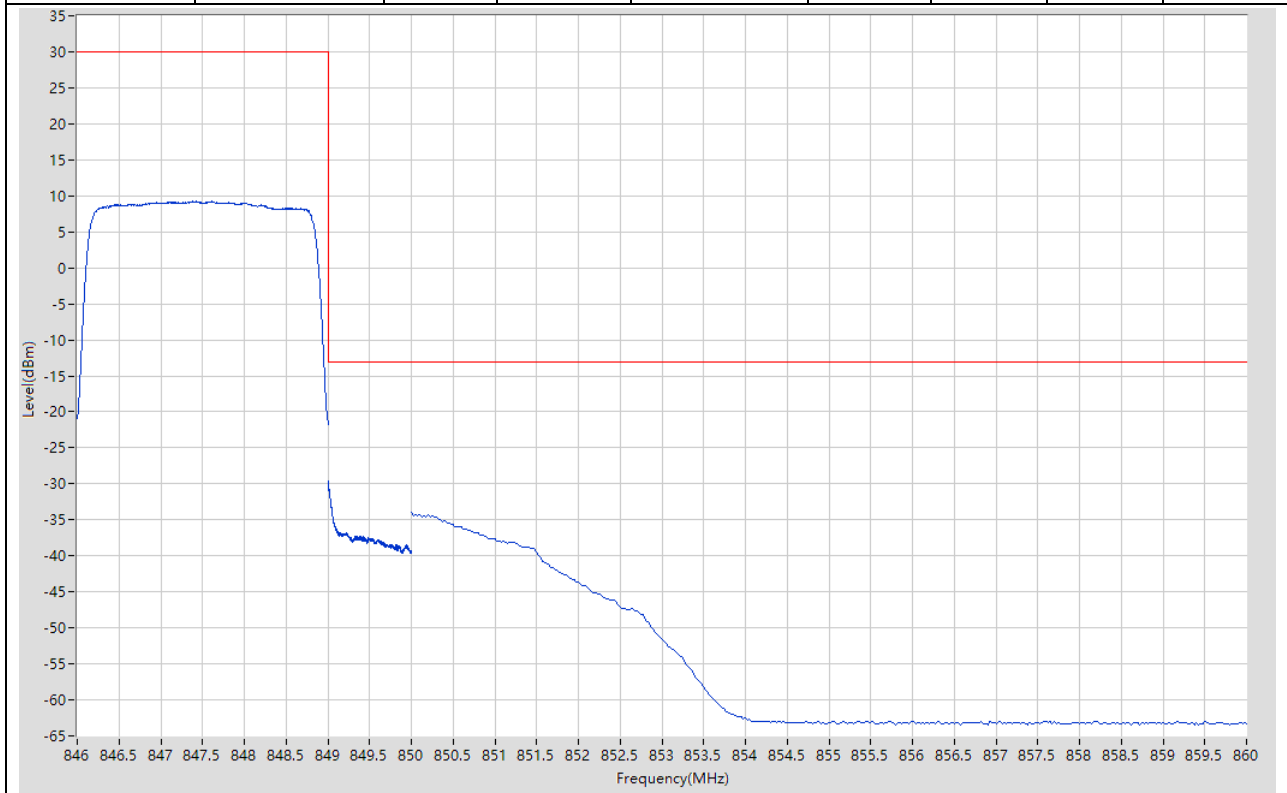
**8.15. LTE Band Edge\_Part22-24-27(NTNV)(Subtest:15, Channel:27025, Bandwidth:3, Modulation:Q16, RB Number: 1, RB Position:HIGH)**

Start Frequency (MHz)	Stop Frequency (MHz)	RBW (MHz)	Detector	Frequency (MHz)	Power (dBm)	Limit (dBm)	Verdict	Sweep Point
846	849	0.1	RMS	848.76	21.16	30	Pass	401
849	850	0.03	RMS	849	-16.46	-13	Pass	35
850	860	0.1	RMS	850.025	-41.76	-13	Pass	401



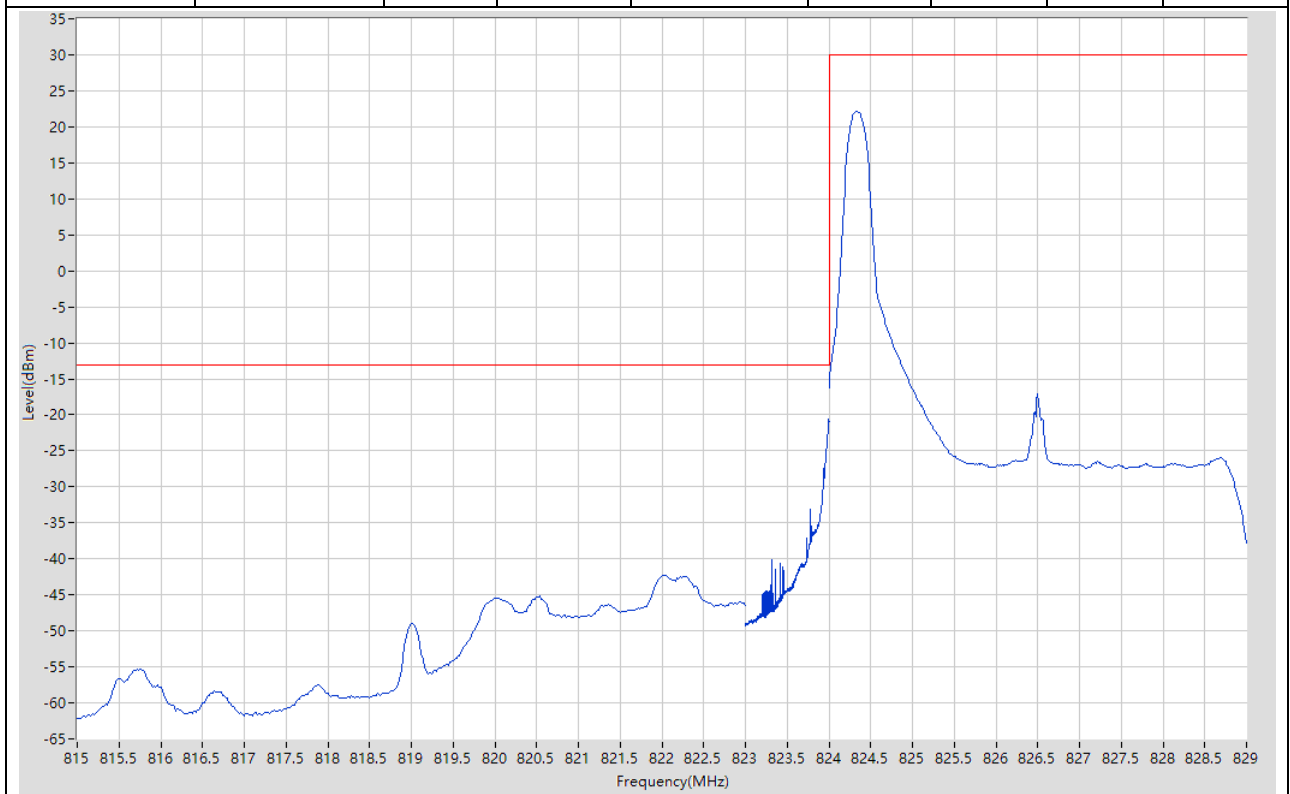
**8.16. LTE Band Edge\_Part22-24-27(NTNV)(Subtest:16, Channel:27025, Bandwidth:3, Modulation:Q16, RB Number: 15, RB Position:HIGH)**

Start Frequency (MHz)	Stop Frequency (MHz)	RBW (MHz)	Detector	Frequency (MHz)	Power (dBm)	Limit (dBm)	Verdict	Sweep Point
846	849	0.1	RMS	847.613	9.24	30	Pass	401
849	850	0.03	RMS	849	-29.58	-13	Pass	401
850	860	0.1	RMS	850	-34	-13	Pass	401



**8.17. LTE Band Edge\_Part22-24-27(NTNV)(Subtest:17, Channel:26815, Bandwidth:5, Modulation:QPSK, RB Number: 1, RB Position:LOW)**

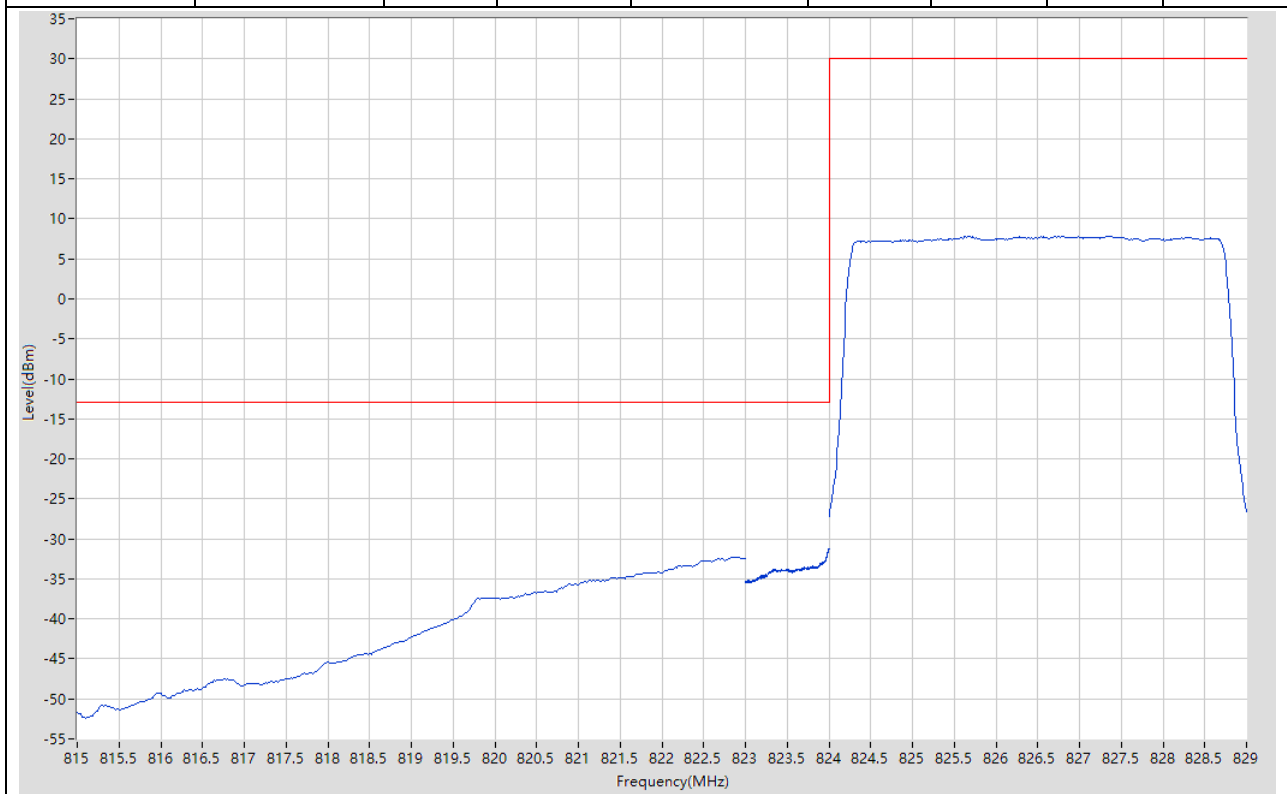
Start Frequency (MHz)	Stop Frequency (MHz)	RBW (MHz)	Detector	Frequency (MHz)	Power (dBm)	Limit (dBm)	Verdict	Sweep Point
815	823	0.1	RMS	822.04	-42.27	-13	Pass	401
823	824	0.051	RMS	823.998	-20.61	-13	Pass	401
824	829	0.1	RMS	824.338	22.11	30	Pass	401





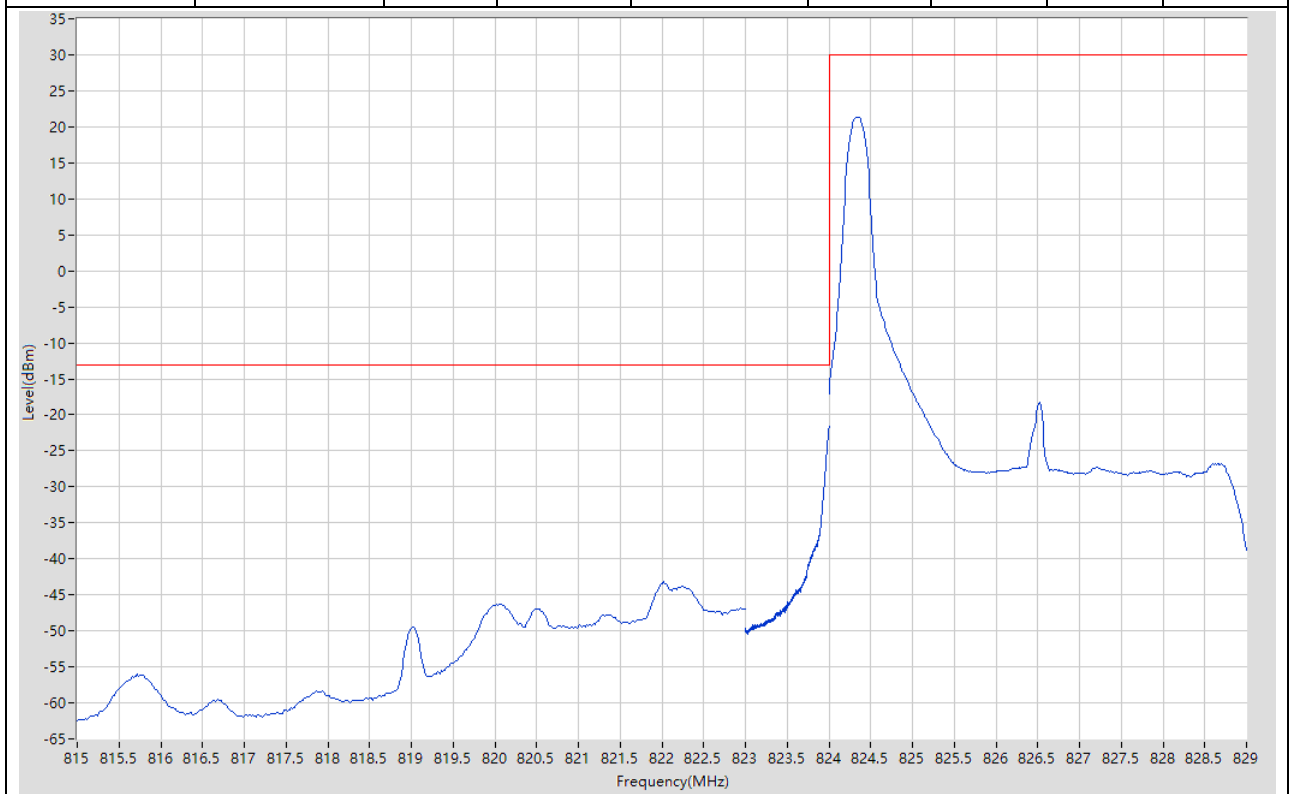
**8.18. LTE Band Edge\_Part22-24-27(NTNV)(Subtest:18, Channel:26815, Bandwidth:5, Modulation:QPSK, RB Number: 25, RB Position:LOW)**

Start Frequency (MHz)	Stop Frequency (MHz)	RBW (MHz)	Detector	Frequency (MHz)	Power (dBm)	Limit (dBm)	Verdict	Sweep Point
815	823	0.1	RMS	822.88	-32.24	-13	Pass	401
823	824	0.051	RMS	824	-31.21	-13	Pass	401
824	829	0.1	RMS	826.763	7.87	30	Pass	401



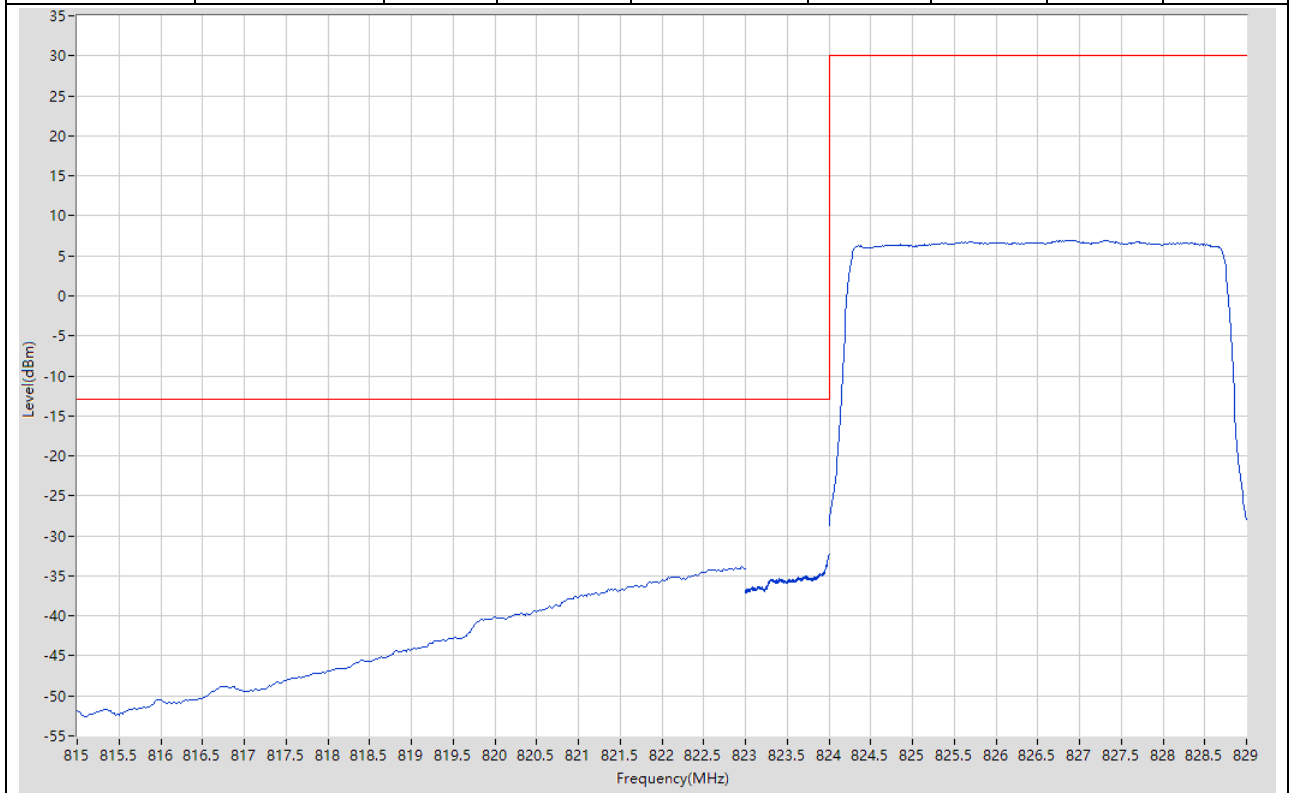
**8.19. LTE Band Edge\_Part22-24-27(NTNV)(Subtest:19, Channel:26815, Bandwidth:5, Modulation:Q16, RB Number: 1, RB Position:LOW)**

Start Frequency (MHz)	Stop Frequency (MHz)	RBW (MHz)	Detector	Frequency (MHz)	Power (dBm)	Limit (dBm)	Verdict	Sweep Point
815	823	0.1	RMS	822.02	-43.07	-13	Pass	401
823	824	0.051	RMS	824	-21.68	-13	Pass	401
824	829	0.1	RMS	824.338	21.31	30	Pass	401



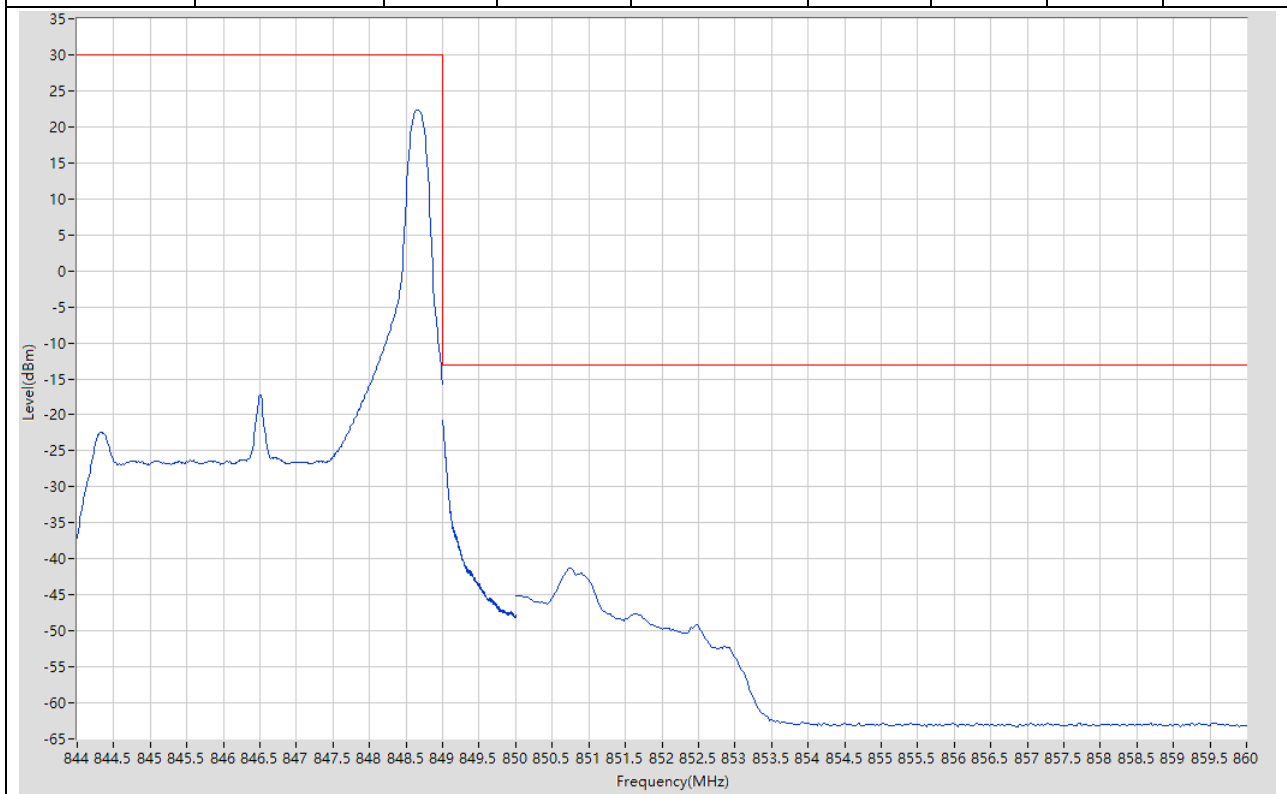
**8.20. LTE Band Edge\_Part22-24-27(NTNV)(Subtest:20, Channel:26815, Bandwidth:5, Modulation:Q16, RB Number: 25, RB Position:LOW)**

Start Frequency (MHz)	Stop Frequency (MHz)	RBW (MHz)	Detector	Frequency (MHz)	Power (dBm)	Limit (dBm)	Verdict	Sweep Point
815	823	0.1	RMS	822.96	-33.87	-13	Pass	401
823	824	0.051	RMS	824	-32.31	-13	Pass	401
824	829	0.1	RMS	826.913	6.95	30	Pass	401



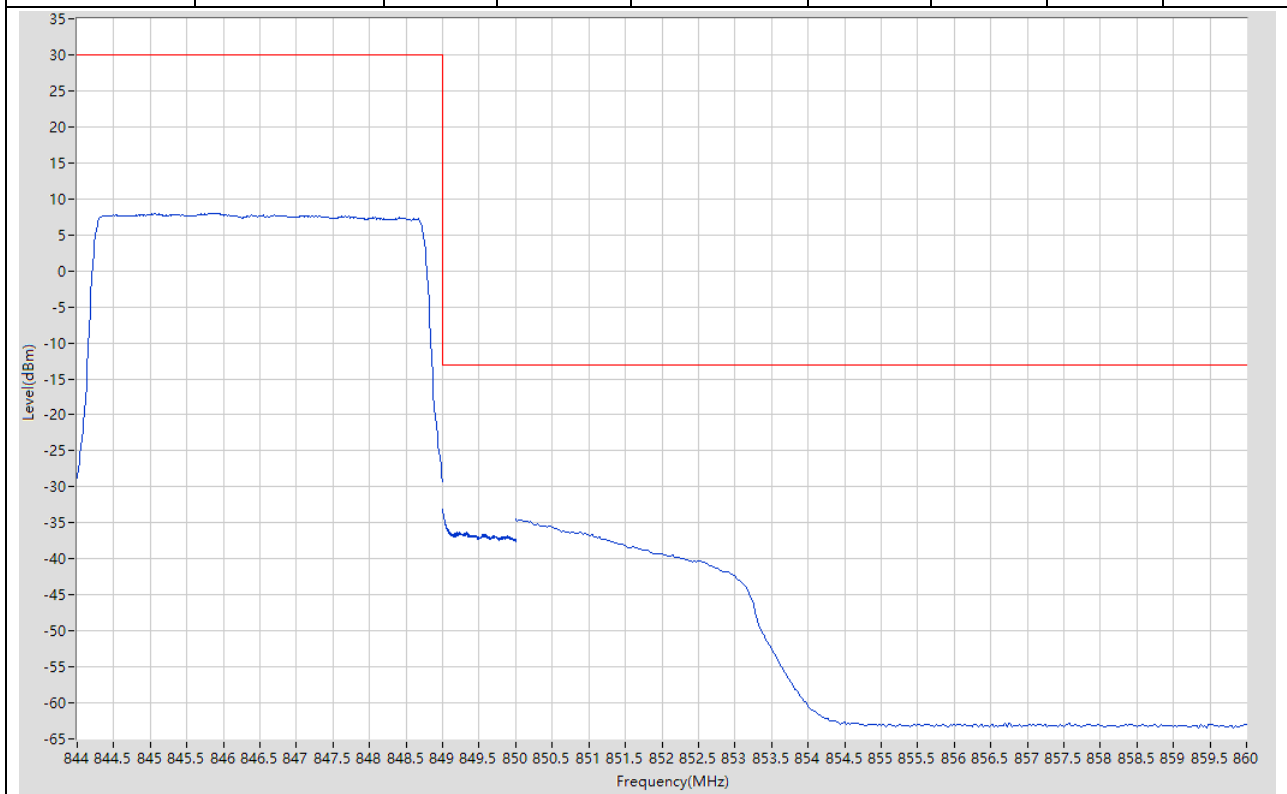
**8.21. LTE Band Edge\_Part22-24-27(NTNV)(Subtest:21, Channel:27015, Bandwidth:5, Modulation:QPSK, RB Number: 1, RB Position:HIGH)**

Start Frequency (MHz)	Stop Frequency (MHz)	RBW (MHz)	Detector	Frequency (MHz)	Power (dBm)	Limit (dBm)	Verdict	Sweep Point
844	849	0.1	RMS	848.663	22.38	30	Pass	401
849	850	0.051	RMS	849	-20.81	-13	Pass	401
850	860	0.1	RMS	850.75	-41.3	-13	Pass	401



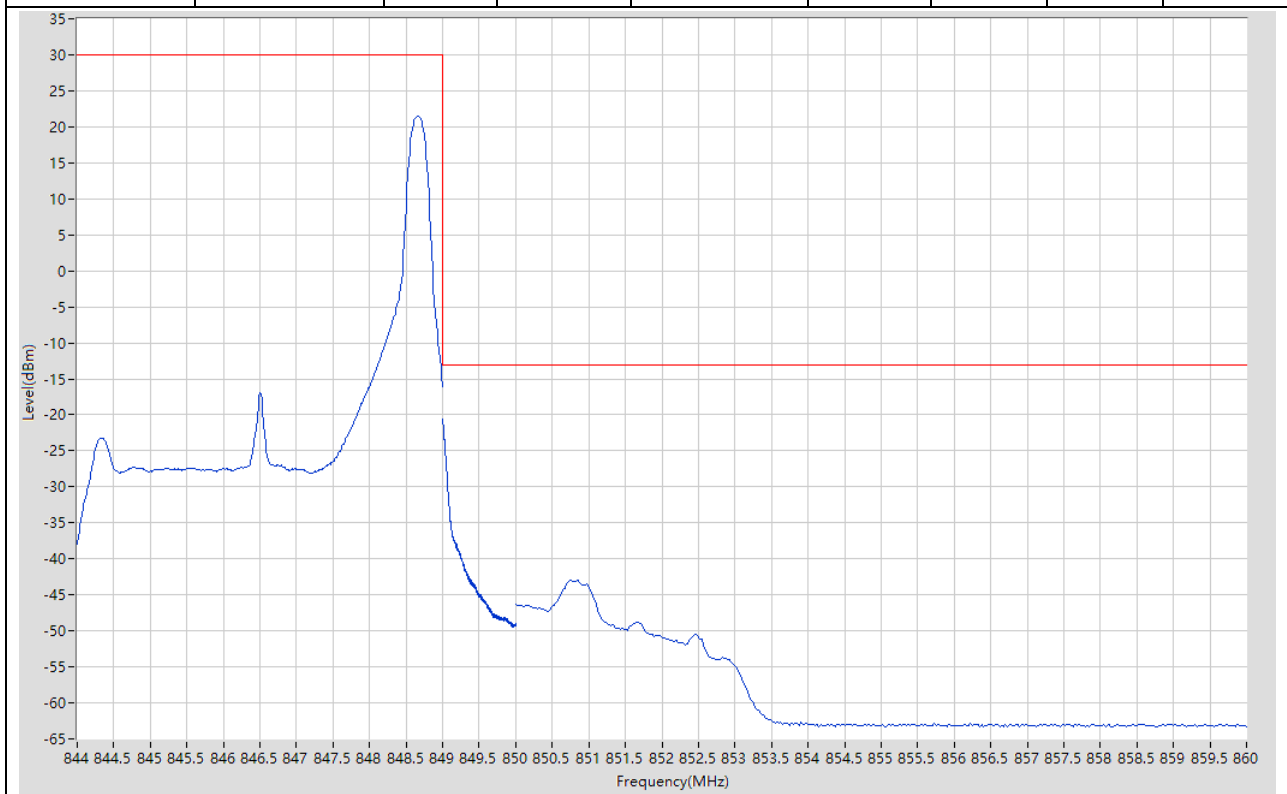
**8.22. LTE Band Edge\_Part22-24-27(NTNV)(Subtest:22, Channel:27015, Bandwidth:5, Modulation:QPSK, RB Number: 25, RB Position:HIGH)**

Start Frequency (MHz)	Stop Frequency (MHz)	RBW (MHz)	Detector	Frequency (MHz)	Power (dBm)	Limit (dBm)	Verdict	Sweep Point
844	849	0.1	RMS	845.888	8.02	30	Pass	401
849	850	0.051	RMS	849	-33.16	-13	Pass	401
850	860	0.1	RMS	850	-34.42	-13	Pass	401



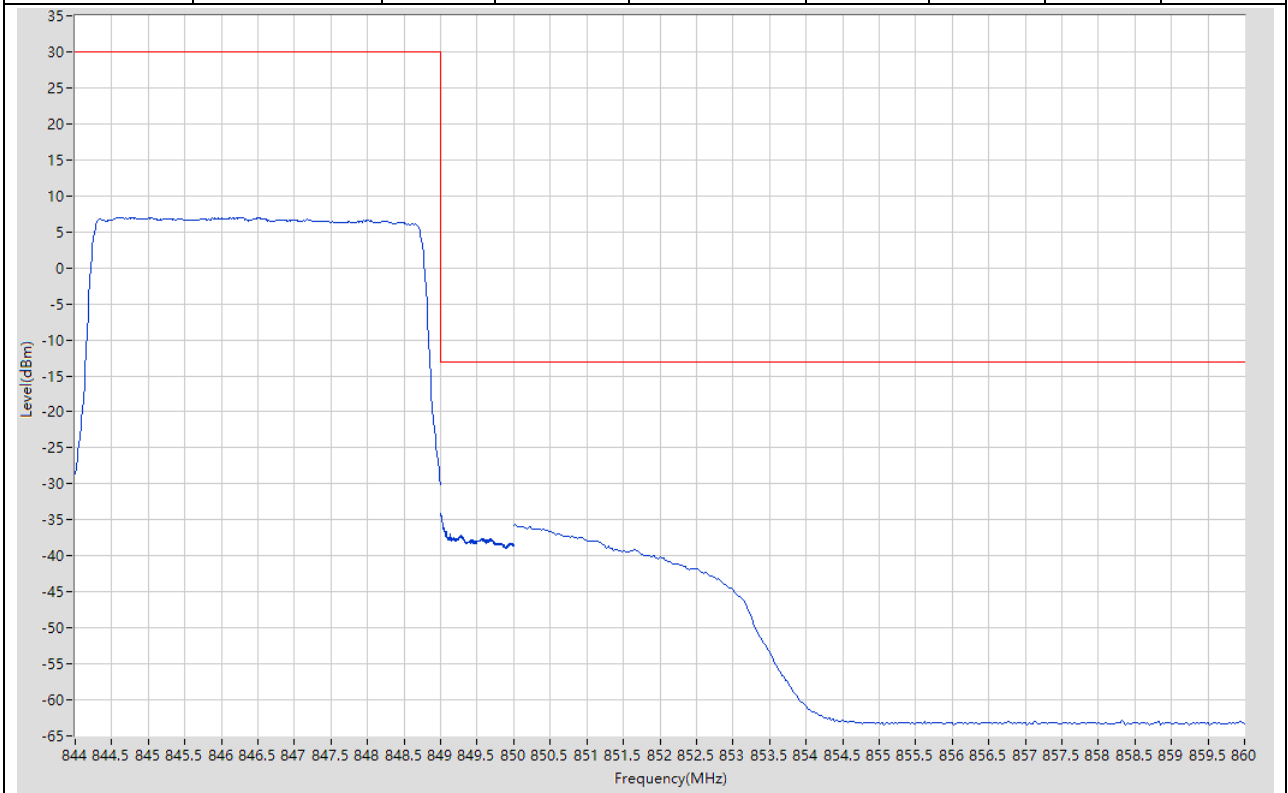
**8.23. LTE Band Edge\_Part22-24-27(NTNV)(Subtest:23, Channel:27015, Bandwidth:5, Modulation:Q16, RB Number: 1, RB Position:HIGH)**

Start Frequency (MHz)	Stop Frequency (MHz)	RBW (MHz)	Detector	Frequency (MHz)	Power (dBm)	Limit (dBm)	Verdict	Sweep Point
844	849	0.1	RMS	848.663	21.46	30	Pass	401
849	850	0.051	RMS	849	-20.56	-13	Pass	401
850	860	0.1	RMS	850.75	-43.01	-13	Pass	401



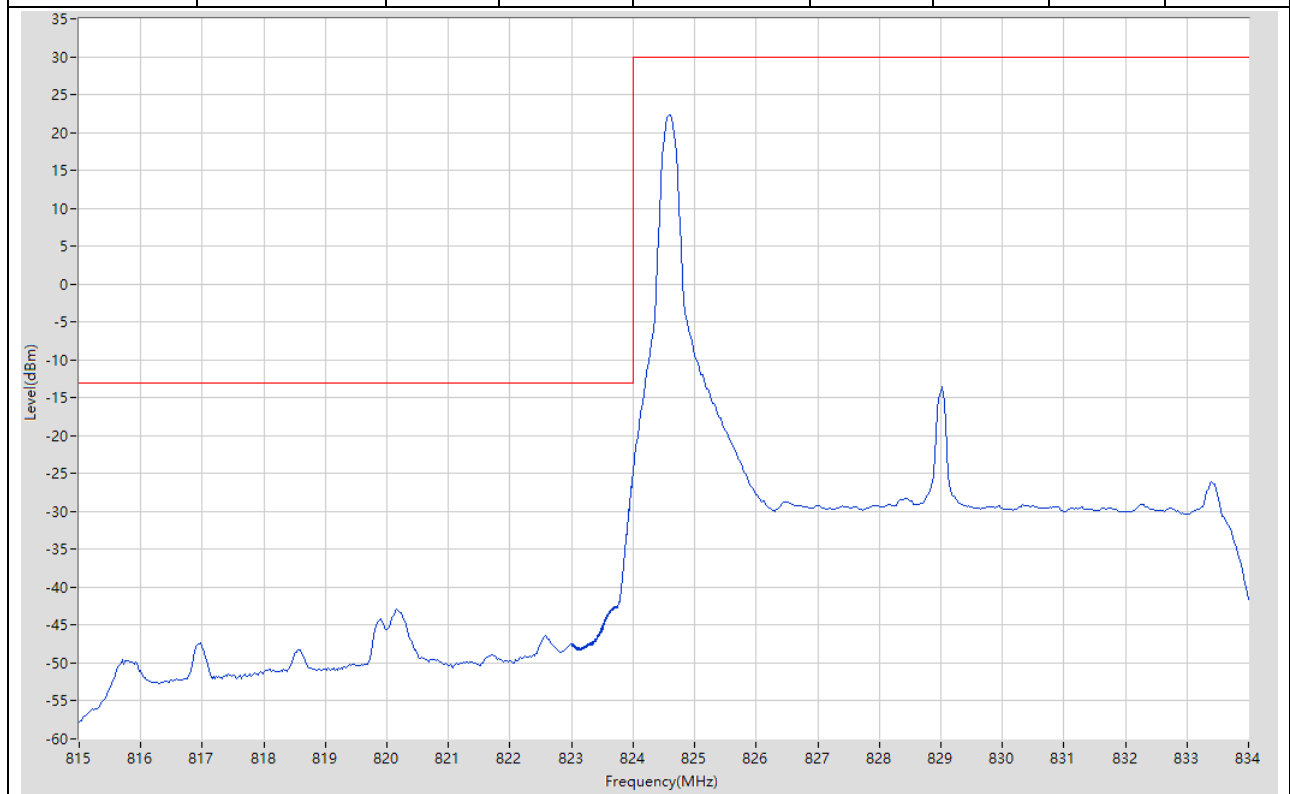
**8.24. LTE Band Edge\_Part22-24-27(NTNV)(Subtest:24, Channel:27015, Bandwidth:5, Modulation:Q16, RB Number: 25, RB Position:HIGH)**

Start Frequency (MHz)	Stop Frequency (MHz)	RBW (MHz)	Detector	Frequency (MHz)	Power (dBm)	Limit (dBm)	Verdict	Sweep Point
844	849	0.1	RMS	844.575	7.03	30	Pass	401
849	850	0.051	RMS	849.003	-34.04	-13	Pass	401
850	860	0.1	RMS	850.025	-35.67	-13	Pass	401



**8.25. LTE Band Edge\_Part22-24-27(NTNV)(Subtest:25, Channel:26840, Bandwidth:10, Modulation:QPSK, RB Number: 1, RB Position:LOW)**

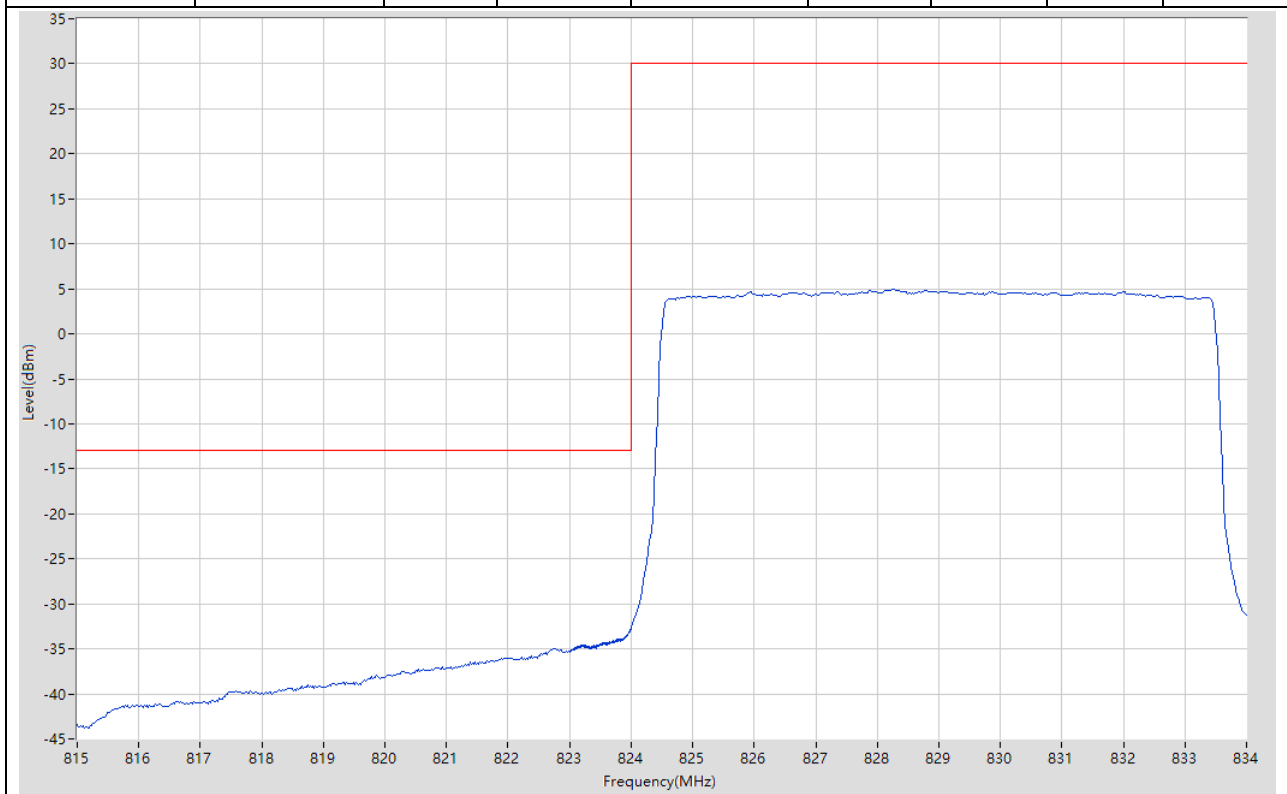
Start Frequency (MHz)	Stop Frequency (MHz)	RBW (MHz)	Detector	Frequency (MHz)	Power (dBm)	Limit (dBm)	Verdict	Sweep Point
815	823	0.1	RMS	820.16	-42.91	-13	Pass	401
823	824	0.1	RMS	824	-24.8	-13	Pass	401
824	834	0.1	RMS	824.6	22.24	30	Pass	401





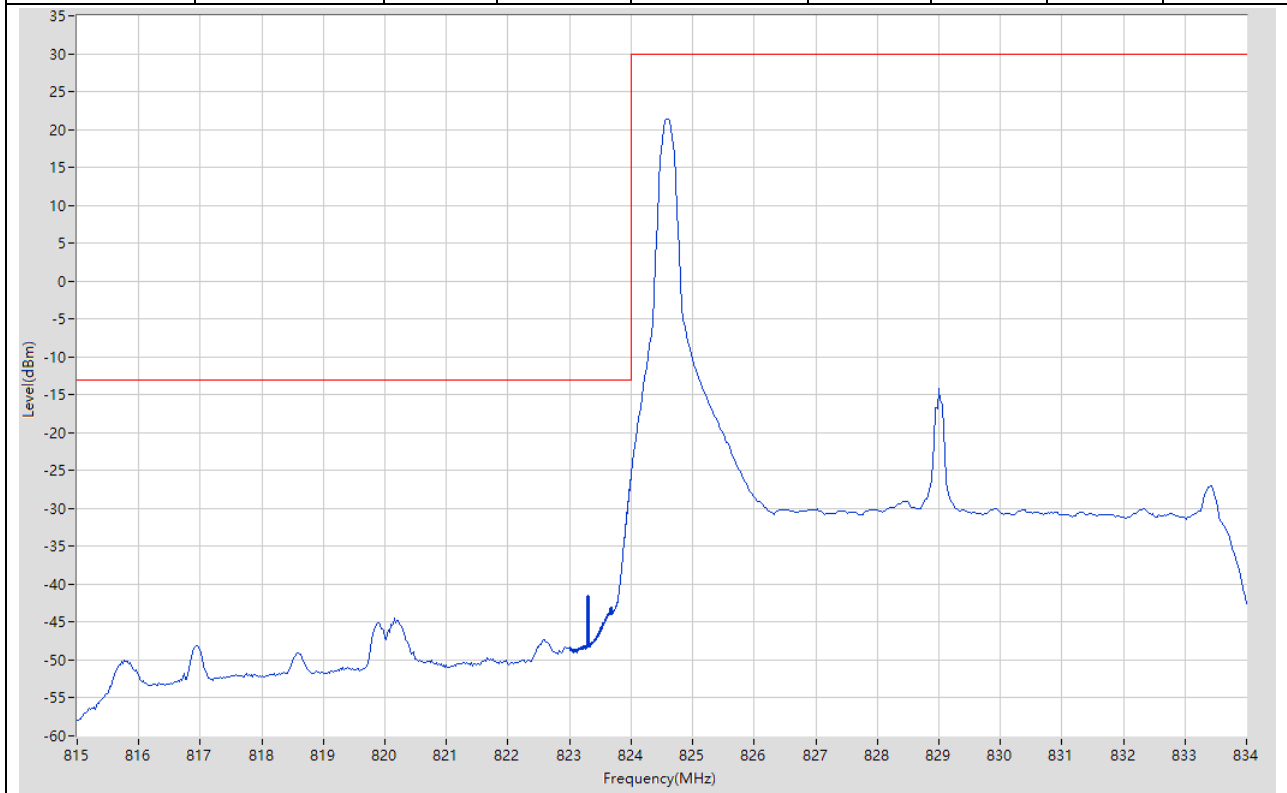
**8.26. LTE Band Edge\_Part22-24-27(NTNV)(Subtest:26, Channel:26840, Bandwidth:10, Modulation:QPSK, RB Number: 50, RB Position:LOW)**

Start Frequency (MHz)	Stop Frequency (MHz)	RBW (MHz)	Detector	Frequency (MHz)	Power (dBm)	Limit (dBm)	Verdict	Sweep Point
815	823	0.1	RMS	822.78	-34.96	-13	Pass	401
823	824	0.1	RMS	824	-32.69	-13	Pass	401
824	834	0.1	RMS	828.25	4.91	30	Pass	401



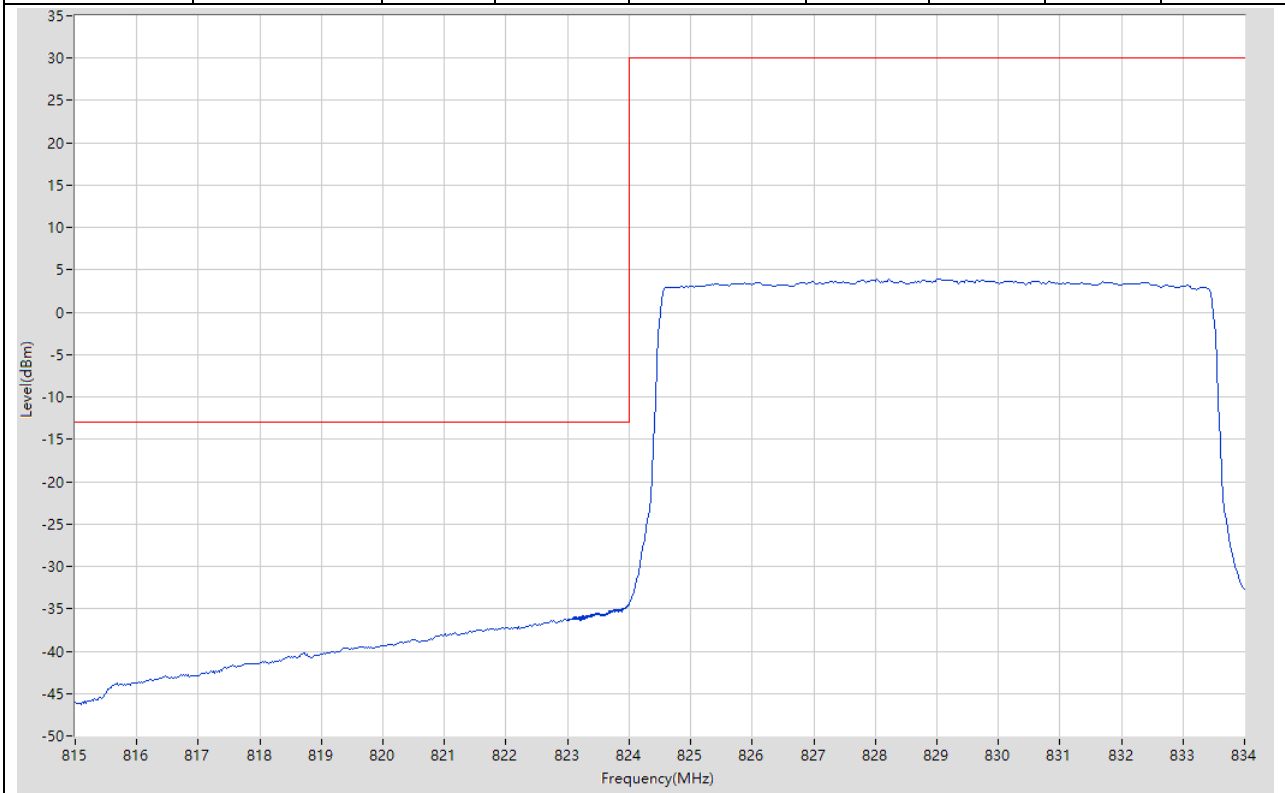
**8.27. LTE Band Edge\_Part22-24-27(NTNV)(Subtest:27, Channel:26840, Bandwidth:10, Modulation:Q16, RB Number: 1, RB Position:LOW)**

Start Frequency (MHz)	Stop Frequency (MHz)	RBW (MHz)	Detector	Frequency (MHz)	Power (dBm)	Limit (dBm)	Verdict	Sweep Point
815	823	0.1	RMS	820.16	-44.47	-13	Pass	401
823	824	0.1	RMS	824	-25.7	-13	Pass	401
824	834	0.1	RMS	824.6	21.37	30	Pass	401



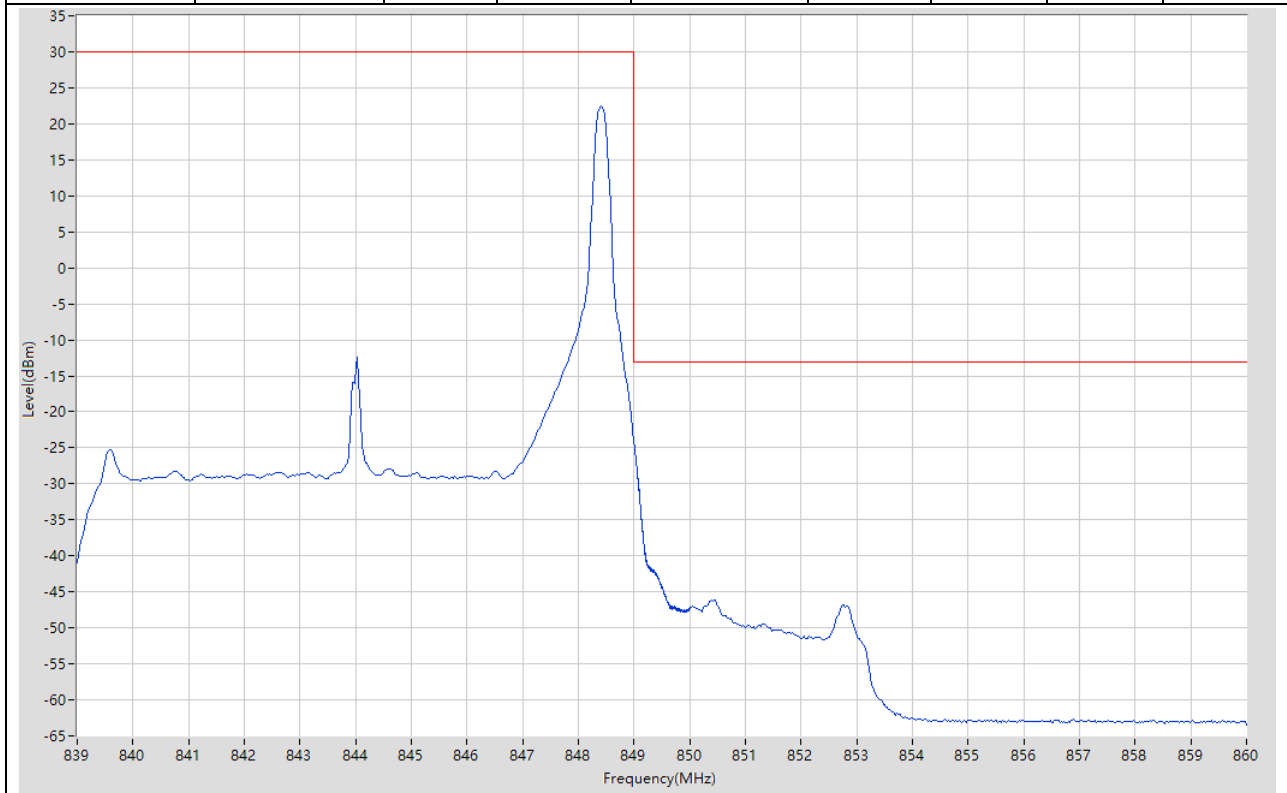
**8.28. LTE Band Edge\_Part22-24-27(NTNV)(Subtest:28, Channel:26840, Bandwidth:10, Modulation:Q16, RB Number: 50, RB Position:LOW)**

Start Frequency (MHz)	Stop Frequency (MHz)	RBW (MHz)	Detector	Frequency (MHz)	Power (dBm)	Limit (dBm)	Verdict	Sweep Point
815	823	0.1	RMS	822.94	-36.26	-13	Pass	401
823	824	0.1	RMS	823.995	-34.45	-13	Pass	401
824	834	0.1	RMS	829	3.94	30	Pass	401



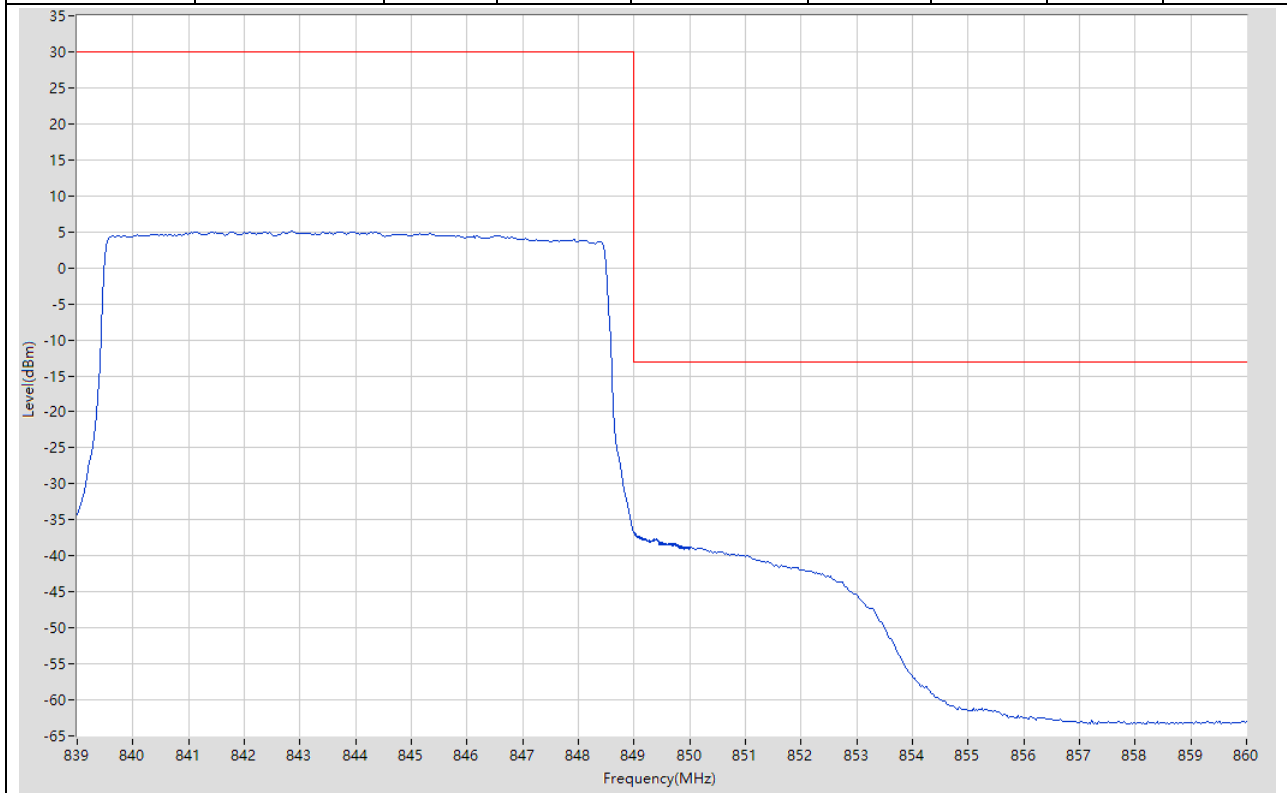
**8.29. LTE Band Edge\_Part22-24-27(NTNV)(Subtest:29, Channel:26990, Bandwidth:10, Modulation:QPSK, RB Number: 1, RB Position:HIGH)**

Start Frequency (MHz)	Stop Frequency (MHz)	RBW (MHz)	Detector	Frequency (MHz)	Power (dBm)	Limit (dBm)	Verdict	Sweep Point
839	849	0.1	RMS	848.4	22.4	30	Pass	401
849	850	0.1	RMS	849	-23.97	-13	Pass	401
850	860	0.1	RMS	850.45	-46.09	-13	Pass	401



**8.30. LTE Band Edge\_Part22-24-27(NTNV)(Subtest:30, Channel:26990, Bandwidth:10, Modulation:QPSK, RB Number: 50, RB Position:HIGH)**

Start Frequency (MHz)	Stop Frequency (MHz)	RBW (MHz)	Detector	Frequency (MHz)	Power (dBm)	Limit (dBm)	Verdict	Sweep Point
839	849	0.1	RMS	842.85	5.1	30	Pass	401
849	850	0.1	RMS	849.003	-36.75	-13	Pass	401
850	860	0.1	RMS	850.025	-38.85	-13	Pass	401



**8.31. LTE Band Edge\_Part22-24-27(NTNV)(Subtest:31, Channel:26990, Bandwidth:10, Modulation:Q16, RB Number: 1, RB Position:HIGH)**

Start Frequency (MHz)	Stop Frequency (MHz)	RBW (MHz)	Detector	Frequency (MHz)	Power (dBm)	Limit (dBm)	Verdict	Sweep Point
839	849	0.1	RMS	848.425	21.31	30	Pass	401
849	850	0.1	RMS	849	-25.26	-13	Pass	401
850	860	0.1	RMS	850.35	-47.8	-13	Pass	401

