



Test Report No.: W7L-P24050014RF08



FCC TEST REPORT (PART 27)

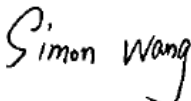

Applicant:	Xiaomi Communications Co., Ltd.
Address:	#019, 9th Floor, Building 6, 33 Xi'erqi Middle Road, Haidian District, Beijing, China, 100085

Manufacturer or Supplier:	Xiaomi Communications Co., Ltd.
Address:	#019, 9th Floor, Building 6, 33 Xi'erqi Middle Road, Haidian District, Beijing, China, 100085
Product:	Mobile Phone
Brand Name:	Redmi
Model Name:	2409BRN2CL
FCC ID:	2AFZZRN2CL
Date of tests:	May. 11, 2024 ~ Jul. 05, 2024

The tests have been carried out according to the requirements of the following standard:

- FCC Part 27 ANSI/TIA/EIA-603-D
- FCC Part 2 ANSI/TIA/EIA-603-E ANSI C63.26-2015

CONCLUSION: The submitted sample was found to COMPLY with the test requirement

Prepared by Simon Wang Engineer / Mobile Department	Approved by Luke Lu Manager / Mobile Department
 Date: Jul. 05, 2024	 Date: Jul. 05, 2024

This report is governed by, and incorporates by reference, the Conditions of Testing as posted at the date of issuance of this report at <http://www.bureauveritas.com/home/about-us/our-business/cps/about-us/terms-conditions/> and is intended for your exclusive use. Any copying or replication of this report to or for any other person or entity, or use of our name or trademark, is permitted only with our prior written permission. This report sets forth our findings solely with respect to the test samples identified herein. The results set forth in this report are not indicative or representative of the quality or characteristics of the lot from which a test sample was taken or any similar or identical product unless specifically and expressly noted. Our report includes all of the tests requested by you and the results thereof based upon the information that you provided to us. Measurement uncertainty is only provided upon request for accredited tests. Statements of conformity are based on simple acceptance criteria without taking measurement uncertainty into account, unless otherwise requested in writing. You have 60 days from date of issuance of this report to notify us of any material error or omission caused by our negligence or if you require measurement uncertainty; provided, however, that such notice shall be in writing and shall specifically address the issue you wish to raise. A failure to raise such issue within the prescribed time shall constitute your unqualified acceptance of the completeness of this report, the tests conducted and the correctness of the report contents.



TABLE OF CONTENTS

RELEASE CONTROL RECORD	4
1 SUMMARY OF TEST RESULTS	5
1.1 MEASUREMENT UNCERTAINTY	6
1.2 TEST SITE AND INSTRUMENTS	7
2 GENERAL INFORMATION	8
2.1 GENERAL DESCRIPTION OF EUT	8
2.2 CONFIGURATION OF SYSTEM UNDER TEST	12
2.3 DESCRIPTION OF SUPPORT UNITS	13
2.4 TEST ITEM AND TEST CONFIGURATION	13
2.5 GENERAL DESCRIPTION OF APPLIED STANDARDS	19
3 TEST TYPES AND RESULTS	20
3.1 OUTPUT POWER MEASUREMENT	20
3.1.1 LIMITS OF OUTPUT POWER MEASUREMENT	20
3.1.2 TEST PROCEDURES	20
3.1.3 TEST SETUP	21
3.1.4 TEST RESULTS	22
3.2 FREQUENCY STABILITY MEASUREMENT	96
3.2.1 LIMITS OF FREQUENCY STABILITY MEASUREMENT	96
3.2.2 TEST PROCEDURE	96
3.2.3 TEST SETUP	96
3.2.4 TEST RESULTS	97
3.3 OCCUPIED BANDWIDTH MEASUREMENT	98
3.3.1 LIMITS OF OCCUPIED BANDWIDTH MEASUREMENT	98
3.3.2 TEST SETUP	98
3.3.3 TEST PROCEDURES	98
3.3.4 TEST RESULTS	99
3.4 BAND EDGE MEASUREMENT	100
3.4.1 LIMITS OF BAND EDGE MEASUREMENT	100
3.4.2 TEST SETUP	101
3.4.3 TEST PROCEDURES	102
3.4.4 TEST RESULTS	103
3.5 CONDUCTED SPURIOUS EMISSIONS	104
3.5.1 LIMITS OF CONDUCTED SPURIOUS EMISSIONS MEASUREMENT	104
3.5.2 TEST PROCEDURE	104
3.5.3 TEST SETUP	104
3.5.4 TEST RESULTS	105
3.6 RADIATED EMISSION MEASUREMENT	106
3.6.1 LIMITS OF RADIATED EMISSION MEASUREMENT	106
3.6.2 TEST PROCEDURES	106
3.6.3 DEVIATION FROM TEST STANDARD	106
3.6.4 TEST SETUP	107
3.6.5 TEST RESULTS	109
3.7 PEAK TO AVERAGE RATIO	139
3.7.1 LIMITS OF PEAK TO AVERAGE RATIO MEASUREMENT	139
3.7.2 TEST SETUP	139
3.7.3 TEST PROCEDURES	139
3.7.4 TEST RESULTS	140
4 PHOTOGRAPHS OF THE TEST CONFIGURATION	141



**BUREAU
VERITAS**

Test Report No.: W7L-P24050014RF08

5 INFORMATION ON THE TESTING LABORATORIES	142
6 MODIFICATIONS RECORDERS FOR ENGINEERING CHANGES TO THE EUT BY THE LAB. 143	
7 APPENDIX	144
LTE BAND41 (INCLUDING LTE BAND38).....	144
LTE BAND66 (INCLUDING LTE BAND4).....	179



Test Report No.: W7L-P24050014RF08

RELEASE CONTROL RECORD

ISSUE NO.	REASON FOR CHANGE	DATE ISSUED
W7L-P24050014RF08	Original release	Jul. 05, 2024



1 SUMMARY OF TEST RESULTS

The EUT has been tested according to the following specifications:

APPLIED STANDARD: FCC PART 27 & PART 2		
STANDARD SECTION	TEST TYPE AND LIMIT	RESULT
§2.1046	Conducted Output Power	Compliance
§27.50(d)(4) §27.50(h)(2)	Equivalent Isotropically Radiated Power (Band 4) (Band 38) (Band 41) (Band 66)	Compliance
§2.1055 §27.54	Frequency Stability	Compliance
§2.1049	Occupied Bandwidth	Compliance
§2.1051 §27.53(h) §27.53(m)(4)	Conducted Band Edge Measurements (Band 4) (Band 38) (Band 41) (Band 66)	Compliance
§2.1051 §27.53(h) §27.53(m)(4)	Conducted Spurious Emissions (Band 4) (Band 38) (Band 41) (Band 66)	Compliance
§2.1053 §27.53(h) §27.53(m)(4)	Radiated Spurious Emissions (Band 4) (Band 38) (Band 41) ((Band 66)	Compliance
NA	Peak to average ratio	Compliance

1.1 MEASUREMENT UNCERTAINTY

Where relevant, the following measurement uncertainty levels have been estimated for tests performed on the EUT as specified in CISPR 16-4-2:

MEASUREMENT	UNCERTAINTY
Frequency Stability	±76.97Hz
Radiated emissions (9KHz~30MHz)	±2.68dB
Radiated emissions & Radiated Power (30MHz~1GHz)	±4.98dB
Radiated emissions & Radiated Power (1GHz ~6GHz)	±4.70dB
Radiated emissions (6GHz ~18GHz)	±4.60dB
Radiated emissions (18GHz ~40GHz)	±4.12dB
Conducted emissions	±4.01dB
Occupied Channel Bandwidth	±43.58KHz
Conducted Output power	±2.06dB
Band Edge Measurements	±4.70dB

This uncertainty represents an expanded uncertainty expressed at approximately the 95% confidence level using a coverage factor of k=2.

1.2 TEST SITE AND INSTRUMENTS

Equipment	Manufacturer	Model No.	Serial No.	Last Cal.	Next Cal.
MXE EMI Receiver	KEYSIGHT	N9038A-544	MY54450026	Mar. 28,24	Mar. 27,25
EXA Signal Analyzer	KEYSIGHT	N9010A-544	MY54510355	May.10,24	May.09,25
Loop Antenna	Schwarzbeck	FMZB 1519B	00173	Sep.03,23	Sep.02,24
Bilog Antenna	ETS-LINDGRE N	3143B	00161965	Feb. 18,24	Feb. 17,25
Horn Antenna	ETS-LINDGRE N	3117	00168692	Feb. 18,24	Feb. 17,25
Horn Antenna (18GHz-40GHz)	N/A	QWH-SL-18-40-K- SG/QMS-00361	15433	Sep.04, 23	Sep.03, 24
Radio Communication Analyzer	ANRITSU	MT8820C	6201465426	Feb. 14,24	Feb. 13,25
Signal Pre-Amplifier	EMSI	EMC 9135	980249	May. 06,24	May. 05,25
Signal Pre-Amplifier	EMSI	EMC 012645B	980257	May.10,24	May.09,25
Signal Pre-Amplifier	EMSI	EMC 184045B	980259	Feb. 17,24	Feb.16,25
3m Semi-anechoic Chamber	ETS-LINDGRE N	9m*6m*6m	Euroshieldpn- CT0001143-121 6	Nov. 14,23	Nov. 13,26
Test Software	E3	V 9.160323	N/A	N/A	N/A
Test Software	JS1120	3.1.36	N/A	N/A	N/A
10dB Attenuator	JFW/USA	50HF-010-SMA	50HF-010-SMA	May. 06,24	May. 05,25
Power Meter	Anritsu	ML2495A	1506002	Feb. 14,24	Feb. 13,25
Power Sensor	Anritsu	MA2411B	1339352	Feb. 14,24	Feb. 13,25
Temperature Chamber	ESPEC	SH-242	93000855	May. 06,24	May. 05,25
MXG Analog Microwave Signal Generator	KEYSIGHT	N5183A	MY50143024	Feb. 14,24	Feb. 13,25
Base station R&S CMW500	Rohde&Schwa rz	CMW500	153085	May.10,24	May.09,25
DC Source	Kikusui/JP	PMX18-5A	N/A	Aug. 11,23	Aug. 10,24

- NOTE:**
1. The calibration interval of the above test instruments is 12 months or 36 months and the calibrations are traceable to CEPREI/CHINA, GRGT/CHINA and NIM/CHINA.
 2. The test was performed in 3m Semi-anechoic Chamber and RF Oven Room.
 3. The horn antenna is used only for the measurement of emission frequency above 1GHz if tested.
 4. The FCC Site Registration No. is 525120; The Designation No. is CN1171.

2 GENERAL INFORMATION

2.1 GENERAL DESCRIPTION OF EUT

PRODUCT	Mobile Phone	
BRAND NAME	Redmi	
MODEL NAME	2409BRN2CL	
NOMINAL VOLTAGE	5/3.6~11Vdc(adapter or host equipment) 3.84Vdc (Li-ion, battery)	
MODULATION TECHNOLOGY	LTE	QPSK, 16QAM, 64QAM
FREQUENCY RANGE	LTE Band 4 Channel Bandwidth: 1.4MHz	1710.7MHz ~ 1754.3MHz
	LTE Band 4 Channel Bandwidth: 3MHz	1711.5MHz ~ 1753.5MHz
	LTE Band 4 Channel Bandwidth: 5MHz	1712.5MHz ~ 1752.5MHz
	LTE Band 4 Channel Bandwidth: 10MHz	1715MHz ~ 1750MHz
	LTE Band 4 Channel Bandwidth: 15MHz	1717.5MHz ~ 1747.5 MHz
	LTE Band 4 Channel Bandwidth: 20MHz	1720MHz ~ 1745MHz
	LTE Band 38 Channel Bandwidth: 5MHz	2572.5MHz ~ 2617.5MHz
	LTE Band 38 Channel Bandwidth: 10MHz	2575MHz ~ 2615MHz
	LTE Band 38 Channel Bandwidth: 15MHz	2577.5MHz ~ 2612.5MHz
	LTE Band 38 Channel Bandwidth: 20MHz	2580MHz ~ 2610MHz
	LTE Band 41 Channel Bandwidth: 5MHz	2498.5MHz ~ 2687.5MHz
	LTE Band 41 Channel Bandwidth: 10MHz	2501MHz ~ 2685MHz
	LTE Band 41 Channel Bandwidth: 15MHz	2503.5MHz ~ 2682.5MHz
	LTE Band 41 Channel Bandwidth: 20MHz	2506MHz ~ 2680MHz
	LTE Band 66 Channel Bandwidth: 1.4MHz	1710.7MHz ~ 1779.3MHz
	LTE Band 66 Channel Bandwidth: 3MHz	1711.5MHz ~ 1778.5MHz
LTE Band 66 Channel Bandwidth: 5MHz	1712.5MHz ~ 1777.5MHz	



**BUREAU
VERITAS**

Test Report No.: W7L-P24050014RF08

	LTE Band 66 Channel Bandwidth: 10MHz	1715MHz ~ 1775MHz
	LTE Band 66 Channel Bandwidth: 15MHz	1717.5MHz ~ 1772.5MHz
	LTE Band 66 Channel Bandwidth: 20MHz	1720MHz ~ 1770MHz
MAX. EIRP POWER	LTE Band 4 Channel Bandwidth: 1.4MHz	181.55mW
	LTE Band 4 Channel Bandwidth: 3MHz	189.23mW
	LTE Band 4 Channel Bandwidth: 5MHz	189.67mW
	LTE Band 4 Channel Bandwidth: 10MHz	190.11mW
	LTE Band 4 Channel Bandwidth: 15MHz	190.99mW
	LTE Band 4 Channel Bandwidth: 20MHz	193.64mW
	LTE Band 38 Channel Bandwidth: 5MHz	236.05mW
	LTE Band 38 Channel Bandwidth: 10MHz	238.78mW
	LTE Band 38 Channel Bandwidth: 15MHz	236.05mW
	LTE Band 38 Channel Bandwidth: 20MHz	239.33mW
	LTE Band 41 Channel Bandwidth: 5MHz	232.81mW
	LTE Band 41 Channel Bandwidth: 10MHz	234.96mW
	LTE Band 41 Channel Bandwidth: 15MHz	230.67mW
	LTE Band 41 Channel Bandwidth: 20MHz	235.5mW
	LTE Band 66 Channel Bandwidth: 1.4MHz	200.45mW
	LTE Band 66 Channel Bandwidth: 3MHz	199.53mW
	LTE Band 66 Channel Bandwidth: 5MHz	199.53mW
	LTE Band 66 Channel Bandwidth: 10MHz	199.99mW
LTE Band 66 Channel Bandwidth: 15MHz	202.77mW	



BUREAU
VERITAS

Test Report No.: W7L-P24050014RF08

	LTE Band 66 Channel Bandwidth: 20MHz	204.64mW	
EMISSION DESIGNATOR	LTE Band 41 Channel Bandwidth: 5MHz	QPSK: 4M51G7D 16QAM: 4M49W7D	
	LTE Band 41 Channel Bandwidth: 10MHz	QPSK: 9M00G7D 16QAM: 8M98W7D	
	LTE Band 41 Channel Bandwidth: 15MHz	QPSK: 13M5G7D 16QAM: 13M5W7D	
	LTE Band 41 Channel Bandwidth: 20MHz	QPSK: 18M0G7D 16QAM: 18M0W7D	
	LTE Band 66 Channel Bandwidth: 1.4MHz	QPSK: 1M09G7D 16QAM: 1M10W7D	
	LTE Band 66 Channel Bandwidth: 3MHz	QPSK: 2M69G7D 16QAM: 2M69W7D	
	LTE Band 66 Channel Bandwidth: 5MHz	QPSK: 4M54G7D 16QAM: 4M52W7D	
	LTE Band 66 Channel Bandwidth: 10MHz	QPSK: 9M02G7D 16QAM: 9M02W7D	
	LTE Band 66 Channel Bandwidth: 15MHz	QPSK: 13M5G7D 16QAM: 13M5W7D	
	LTE Band 66 Channel Bandwidth: 20MHz	QPSK: 18M0G7D 16QAM: 18M0W7D	
	ANTENNA TYPE	<p>ANT 0(UP): PIFA Antenna with -1.5dBi gain for LTE4 PIFA Antenna with -1dBi gain for LTE38 PIFA Antenna with -1dBi gain for LTE41 PIFA Antenna with -1.5dBi gain for LTE66</p> <p>ANT 1(DOWN): PIFA Antenna with -1.5dBi gain for LTE4 PIFA Antenna with -0.5dBi gain for LTE38 PIFA Antenna with -0.5dBi gain for LTE41 PIFA Antenna with -1.5dBi gain for LTE66</p>	
	HW VERSION	135100C3N	
	SW VERSION	Xiaomi HyperOS 1.0	
	IMEI	867957070066520	



BUREAU
VERITAS

Test Report No.: W7L-P24050014RF08

I/O PORTS	Refer to user's manual
CABLE SUPPLIED	USB cable1: non-shielded cable, with w/o ferrite core, 1.0 meter USB cable2: non-shielded cable, with w/o ferrite core, 1.0 meter USB cable3: non-shielded cable, with w/o ferrite core, 1.0 meter USB cable4: non-shielded cable, with w/o ferrite core, 1.0 meter USB cable5: non-shielded cable, with w/o ferrite core, 1.0 meter USB cable6: non-shielded cable, with w/o ferrite core, 1.0 meter USB cable7: non-shielded cable, with w/o ferrite core, 1.0 meter USB cable8: non-shielded cable, with w/o ferrite core, 1.0 meter
EXTREME TEMPERATURE	0-40 °C
EXTREME VOLTAGE	3.6V - 4.25V

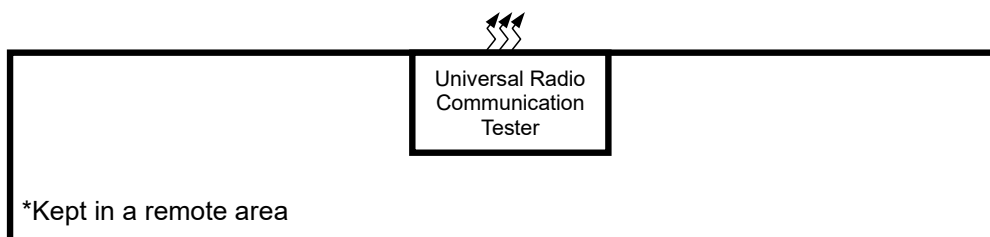
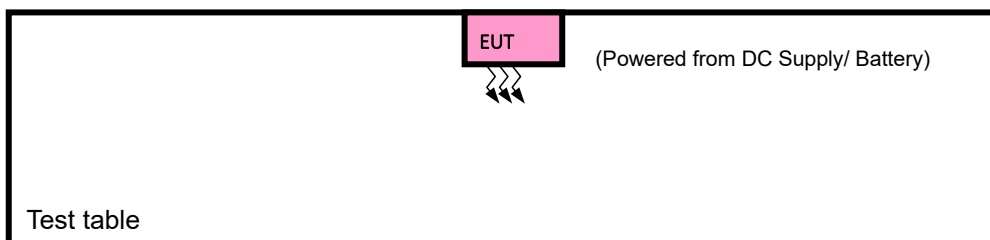
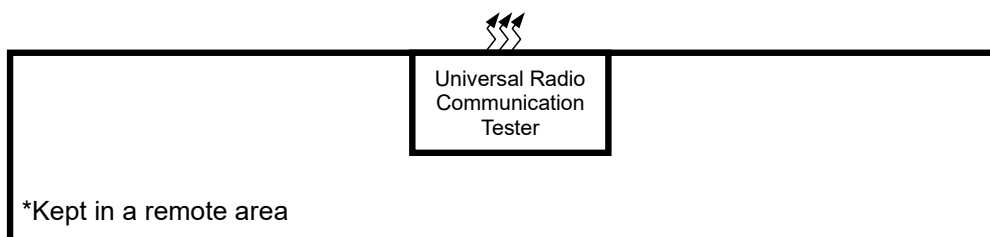
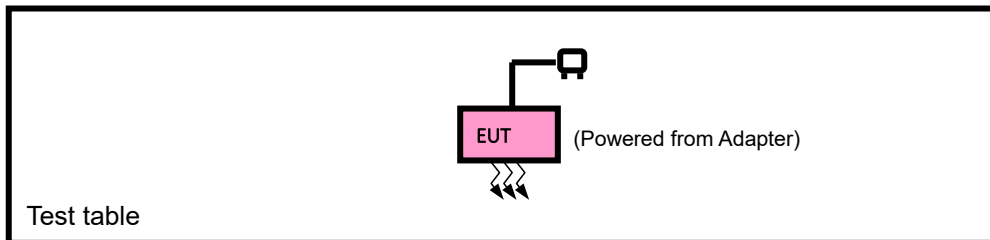
NOTE:

1. For a more detailed features description, please refer to the manufacturer's specifications or the user's manual.
2. Physically, the EUT provides two completed transmitter and two receiver.

MODULATION MODE	TX FUNCTION
LTE	2TX/2RX

3. For the test results, the EUT had been tested with all conditions. But only the worst case was shown in test report.
4. Antenna gain and EUT conducted cable loss are provided by the customer, and the laboratory will record the results based on these items that involve these two parameters.

2.2 CONFIGURATION OF SYSTEM UNDER TEST FOR RADIATION EMISSION TEST



2.3 DESCRIPTION OF SUPPORT UNITS

The EUT has been tested as an independent unit together with other necessary accessories or support units. The following support units or accessories were used to form a representative test configuration during the tests.

NO.	PRODUCT	BRAND	MODEL NO.	SERIAL NO.	FCC ID
1	DC source	LONG WEI	PS-6403D	010934269	N/A

NO.	SIGNAL CABLE DESCRIPTION OF THE ABOVE SUPPORT UNITS
1	DC Line: Unshielded, Detachable 1.8m

2.4 TEST ITEM AND TEST CONFIGURATION

Pre-Scan has been conducted to determine the worst-case mode from all possible combinations between available modulations, data rates, XYZ axis and antenna ports. The worst case was found when positioned on Y-plane for EIRP and X-axis for radiated emission. Following channel(s) was (were) selected for the final test as listed below:

EUT CONFIGURE MODE	DESCRIPTION
A	EUT + Adapter + USB Cable with LTE link
B	EUT + DC source with LTE link

LTE BAND 4 MODE

EUT CONFIGURE MODE	TEST ITEM	AVAILABLE CHANNEL	TESTED CHANNEL	CHANNEL BANDWIDTH	MODULATION	MODE
A	EIRP	19957 to 20393	19957, 20175, 20393	1.4MHz	QPSK, 16QAM, 64QAM	1 RB / 0 RB Offset
		19965 to 20385	19965, 20175, 20385	3MHz	QPSK, 16QAM, 64QAM	1 RB / 0 RB Offset
		19975 to 20375	19975, 20175, 20375	5MHz	QPSK, 16QAM, 64QAM	1 RB / 0 RB Offset
		20000 to 20350	20000, 20175, 20350	10MHz	QPSK, 16QAM, 64QAM	1 RB / 0 RB Offset
		20025 to 20325	20025, 20175, 20325	15MHz	QPSK, 16QAM, 64QAM	1 RB / 0 RB Offset
		20050 to 20300	20050, 20175, 20300	20MHz	QPSK, 16QAM, 64QAM	1 RB / 0 RB Offset

Note: 1. This device was tested under all bandwidths, RB configurations and modulations. The worst case was found in QPSK modulation.

2. LTE Band 4 are covered by LTE Band 66, Because it is a subset of LTE Band 66 with the same output power and supported bandwidths, So the conducted test data and RSE test data please refer to LTE Band 66

LTE BAND 38 MODE

EUT CONFIGURE MODE	TEST ITEM	AVAILABLE CHANNEL	TESTED CHANNEL	CHANNEL BANDWIDTH	MODULATION	MODE
A	EIRP	37775 to 38225	37775, 38000, 38225	5MHz	QPSK, 16QAM, 64QAM	1 RB / 0 RB Offset
		37800 to 38200	37800, 38000, 38200	10MHz	QPSK, 16QAM, 64QAM	1 RB / 0RB Offset
		37825 to 38175	37825, 38000, 38175	15MHz	QPSK, 16QAM, 64QAM	1 RB / 0 RB Offset
		37850 to 38150	37850, 38000, 38150	20MHz	QPSK, 16QAM, 64QAM	1 RB / 0 RB Offset

Note: 1. This device was tested under all bandwidths, RB configurations and modulations. The worst case was found in QPSK modulation.

2. LTE Band 38 are covered by LTE Band 41, Because it is a subset of LTE Band 41 with the same output power and supported bandwidths, So the conducted test data and RSE test data please refer to LTE Band 41

LTE BAND 41 MODE

EUT CONFIGURE MODE	TEST ITEM	AVAILABLE CHANNEL	TESTED CHANNEL	CHANNEL BANDWIDTH	MODULATION	MODE
A	EIRP	39675 to 41565	39675, 40620, 41565	5MHz	QPSK, 16QAM, 64QAM	1 RB / 0 RB Offset
		39700 to 41540	39700, 40620, 41540	10MHz	QPSK, 16QAM, 64QAM	1 RB / 0RB Offset
		39725 to 41515	39725, 40620, 41515	15MHz	QPSK, 16QAM, 64QAM	1 RB / 0 RB Offset
		39750 to 41490	39750, 40620, 41490	20MHz	QPSK, 16QAM, 64QAM	1 RB / 0 RB Offset
B	FREQUENCY STABILITY	39750 to 41490	39750, 40620, 41490	20MHz	QPSK	100 RB / 0 RB Offset
A	OCCUPIED BANDWIDTH	39675 to 41565	39675, 40620, 41565	5MHz	QPSK, 16QAM	25 RB / 0 RB Offset
		39700 to 41540	39700, 40620, 41540	10MHz	QPSK, 16QAM	50 RB / 0 RB Offset
		39725 to 41515	39725, 40620, 41515	15MHz	QPSK, 16QAM	75 RB / 0 RB Offset
		39750 to 41490	39750, 40620, 41490	20MHz	QPSK, 16QAM	100 RB / 0 RB Offset
A	PEAK TO AVERAGE RATIO	39750 to 41490	39750, 40620, 41490	20MHz	QPSK, 16QAM	1 RB / 0 RB Offset 100 RB / 0 RB Offset
A	BAND EDGE	39675 to 41565	39675	5MHz	QPSK, 16QAM	1 RB / 0 RB Offset 25 RB / 0 RB Offset
			41565	5MHz	QPSK, 16QAM	1 RB / 24 RB Offset 25 RB / 0 RB Offset
		39700 to 41540	39700	10MHz	QPSK, 16QAM	1 RB / 0 RB Offset 50 RB / 0 RB Offset
			41540	10MHz	QPSK, 16QAM	1 RB / 49 RB Offset



**BUREAU
VERITAS**

Test Report No.: W7L-P24050014RF08

						50 RB / 0 RB Offset
		39725 to 41515	39725	15MHz	QPSK, 16QAM	1 RB / 0 RB Offset
			41515	15MHz	QPSK, 16QAM	75 RB / 0 RB Offset
		39750 to 41490	41515	15MHz	QPSK, 16QAM	1 RB / 74 RB Offset
			39750	20MHz	QPSK, 16QAM	75 RB / 0 RB Offset
		39750 to 41490	41490	20MHz	QPSK, 16QAM	1 RB / 0 RB Offset
			39750	20MHz	QPSK, 16QAM	100 RB / 0 RB Offset
A	CONDCUDET ED EMISSION	39675 to 41565	39675, 40620, 41565	5MHz	QPSK	1 RB / 0 RB Offset
		39700 to 41540	39700, 40620, 41540	10MHz	QPSK	1 RB / 0 RB Offset
		39725 to 41515	39725, 40620, 41515	15MHz	QPSK	1 RB / 0 RB Offset
		39750 to 41490	39750, 40620, 41490	20MHz	QPSK	1 RB / 0 RB Offset
A	RADIATED EMISSION	39675 to 41565	40620	5MHz	QPSK	1 RB / 0 RB Offset
		39700 to 41540	39700, 40620, 41540	10MHz	QPSK	1 RB / 0 RB Offset
		39725 to 41515	40620	15MHz	QPSK	1 RB / 0 RB Offset
		39750 to 41490	40620	20MHz	QPSK	1 RB / 0 RB Offset

Note: This device was tested under all bandwidths, RB configurations and modulations. The worst case was found in QPSK modulation.

LTE BAND 66 MODE

EUT CONFIGURE MODE	TEST ITEM	AVAILABLE CHANNEL	TESTED CHANNEL	CHANNEL BANDWIDTH	MODULATION	MODE		
A	EIRP	131979 to 132665	131979,132322,132665	1.4MHz	QPSK,16QAM,64QAM	1 RB / 0 RB Offset		
		131987 to 132657	131987,132322,132657	3MHz	QPSK,16QAM,64QAM	1 RB / 0 RB Offset		
		131997 to 132647	131997,132322,132647	5MHz	QPSK,16QAM,64QAM	1 RB / 0 RB Offset		
		132022 to 132622	132022,132322,132622	10MHz	QPSK,16QAM,64QAM	1 RB / 0 RB Offset		
		132047 to 132597	132047,132322,132597	15MHz	QPSK,16QAM,64QAM	1 RB / 0 RB Offset		
		132072 to 132572	132072,132322,132572	20MHz	QPSK,16QAM,64QAM	1 RB / 0 RB Offset		
B	FREQUENCY STABILITY	132072 to 132572	132072,132322,132572	20MHz	QPSK	100 RB / 0 RB Offset		
A	OCCUPIED BANDWIDTH	131979 to 132665	131979,132322,132665	1.4MHz	QPSK,16QAM	6 RB / 0 RB Offset		
		131987 to 132657	131987,132322,132657	3MHz	QPSK,16QAM	15 RB / 0 RB Offset		
		131997 to 132647	131997,132322,132647	5MHz	QPSK,16QAM	25 RB / 0 RB Offset		
		132022 to 132622	132022,132322,132622	10MHz	QPSK,16QAM	50 RB / 0 RB Offset		
		132047 to 132597	132047,132322,132597	15MHz	QPSK,16QAM	75 RB / 0 RB Offset		
		132072 to 132572	132072,132322,132572	20MHz	QPSK,16QAM	100 RB / 0 RB Offset		
A	BAND EDGE	131979 to 132322	131979	1.4MHz	QPSK,16QAM	1 RB / 0 RB Offset 6 RB / 0 RB Offset		
			132322	1.4MHz	QPSK,16QAM	1 RB / 5 RB Offset 6 RB / 0 RB Offset		
		131987 to 132657	131987	3MHz	QPSK,16QAM	1 RB / 0 RB Offset 15 RB / 0 RB Offset		
			132657	3MHz	QPSK,16QAM	1 RB / 14 RB Offset 15 RB / 0 RB Offset		
		131997 to 132647	131997	5MHz	QPSK,16QAM	1 RB / 0 RB Offset 25 RB / 0 RB Offset		
			132647	5MHz	QPSK,16QAM	1 RB / 24 RB Offset 25 RB / 0 RB Offset		
		132022 to 132622	132022	10MHz	QPSK,16QAM	1 RB / 0 RB Offset 50 RB / 0 RB Offset		
			132622	10MHz	QPSK,16QAM	1 RB / 49 RB Offset 50 RB / 0 RB Offset		
		132047 to 132597	132047	15MHz	QPSK,16QAM	1 RB / 0 RB Offset 75 RB / 0 RB Offset		
			132597	15MHz	QPSK,16QAM	1 RB / 74 RB Offset 75 RB / 0 RB Offset		
		132072 to 132572	132072	20MHz	QPSK,16QAM	1 RB / 0 RB Offset 100 RB / 0 RB Offset		
			132572	20MHz	QPSK,16QAM	1 RB / 99 RB Offset 100 RB / 0 RB Offset		
		A	PEAK TO AVERAGE RATIO	132072 to 132572	132072,132322,132572	20MHz	QPSK,16QAM	1 RB / 0 RB Offset 100 RB / 0 RB Offset
		A	CONDCUDED EMISSION	131979 to 132665	131979,132322,132665	1.4MHz	QPSK	1 RB / 0 RB Offset
				131987 to 132657	131987,132322,132657	3MHz	QPSK	1 RB / 0 RB Offset



BUREAU
VERITAS

Test Report No.: W7L-P24050014RF08

		131997 to 132647	131997,132322,132647	5MHz	QPSK	1 RB / 0 RB Offset
		132022 to 132622	132022,132322,132622	10MHz	QPSK	1 RB / 0 RB Offset
		132047 to 132597	132047,132322,132597	15MHz	QPSK	1 RB / 0 RB Offset
		132072 to 132572	132072,132322,132572	20MHz	QPSK	1 RB / 0 RB Offset
A	RADIATED EMISSION	131979 to 132665	132322	1.4MHz	QPSK	1 RB / 0 RB Offset
		131987 to 132657	132322	3MHz	QPSK	1 RB / 0 RB Offset
		131997 to 132647	132322	5MHz	QPSK	1 RB / 0 RB Offset
		132022 to 132622	132322	10MHz	QPSK	1 RB / 0 RB Offset
		132047 to 132597	132322	15MHz	QPSK	1 RB / 0 RB Offset
		132072 to 132572	132072,132322,132572	20MHz	QPSK	1 RB / 0 RB Offset

Note: This device was tested under all bandwidths, RB configurations and modulations. The worst case was found in QPSK modulation.



Test Report No.: W7L-P24050014RF08

TEST CONDITION:

TEST ITEM	ENVIRONMENTAL CONDITIONS	INPUT POWER	TESTED BY
ERP&EIRP	23deg. C, 70%RH	DC 5/3.6~11V By Adapter	Jace Hu
FREQUENCY STABILITY	See Note	DC 3.6/3.84/4.4 By DC Source	James Fu
OCCUPIED BANDWIDTH	23deg. C, 70%RH	DC 5/3.6~11V By Adapter	James Fu
BAND EDGE	23deg. C, 70%RH	DC 5/3.6~11V By Adapter	James Fu
CONDCUDED EMISSION	23deg. C, 70%RH	DC 5/3.6~11V By Adapter	James Fu
RADIATED EMISSION	23deg. C, 70%RH	DC 5/3.6~11V By Adapter	Jace Hu
PEAK TO AVERAGE RATIO	23deg. C, 70%RH	DC 5/3.6~11V By Adapter	James Fu



Test Report No.: W7L-P24050014RF08

2.5 GENERAL DESCRIPTION OF APPLIED STANDARDS

The EUT is an RF product. According to the specifications of the manufacturer, it must comply with the requirements of the following standards:

FCC 47 CFR Part 2

FCC 47 CFR Part 27

KDB 971168 D01 Power Meas License Digital Systems v03r01

ANSI/TIA/EIA-603-D

ANSI/TIA/EIA-603-E

ANSI C63.26-2015

NOTE: All test items have been performed and recorded as per the above standards.



3 TEST TYPES AND RESULTS

3.1 OUTPUT POWER MEASUREMENT

3.1.1 LIMITS OF OUTPUT POWER MEASUREMENT

The radiated peak output power shall be according to the specific rule Part 27.50(h)(2) that “User stations are limited to 2 watts” and 27.50(i) specific that “Peak transmit power must be measure over any interval of continuous transmission using instrumentation calibration in terms of rms-equivalent voltage.”

Fixed, mobile, and portable (hand-held) stations operating in the 1710-1755 MHz band and mobile and portable stations operating in the 1695-1710 MHz and 1755-1780 MHz bands are limited to 1-watt EIRP.

3.1.2 TEST PROCEDURES

EIRP MEASUREMENT:

Per KDB 971168 D01 Power Meas License Digital Systems v03r01 or subclause 5.2.5.5 of ANSI C63.26-2015, the relevant equation for determining the ERP or EIRP from the conducted RF output power measured using the guidance provided above is:

$$\text{ERP or EIRP} = P_{\text{Meas}} + G_{\text{T}} - L_{\text{C}}$$

Where:

ERP or EIRP = effective radiated power or equivalent isotropically radiated power, respectively
(expressed in the same units as P_{Meas} , typically dBW or dBm).

P_{Meas} = measured transmitter output power or PSD, in dBm or dBW.

G_{T} = gain of the transmitting antenna, in dBd (ERP) or dBi (EIRP).

L_{C} = signal attenuation in the connecting cable between the transmitter and antenna, in dB.

CONDUCTED POWER MEASUREMENT:

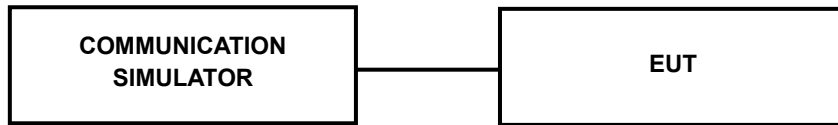
- a. The EUT was set up for the maximum power with LTE link data modulation and link up with simulator.
- b. Set the EUT to transmit under low, middle, and high channel and record the power level shown on simulator.



Test Report No.: W7L-P24050014RF08

3.1.3 TEST SETUP

CONDUCTED POWER MEASUREMENT:



For the actual test configuration, please refer to the attached file (Test Setup Photo).

3.1.4 TEST RESULTS

CONDUCTED OUTPUT POWER (dBm)

Ant 0(UP):

LTE Band 4

Band/BW	Modulation	RB Size	RB Offset	Low CH 19957	Mid CH 20175	High CH 20393
				Frequency 1710.7 MHz	Frequency 1732.5 MHz	Frequency 1754.3 MHz
4/ 1.4	QPSK	1	0	23.92	23.95	23.91
		1	2	24.30	24.27	24.20
		1	5	23.96	23.90	23.93
		3	0	23.91	24.01	24.14
		3	1	24.07	24.07	24.03
		3	3	23.87	24.09	24.11
		6	0	23.24	23.20	23.28
	16QAM	1	0	23.06	23.15	23.21
		1	2	23.38	23.52	23.59
		1	5	23.24	23.27	23.17
		3	0	22.96	23.01	23.12
		3	1	23.00	23.11	23.20
		3	3	22.89	23.07	23.07
		6	0	22.06	22.31	22.26
	64QAM	1	0	22.39	22.23	22.17
		1	2	22.82	22.49	22.54
		1	5	22.46	22.31	22.14
		3	0	21.89	22.05	22.12
		3	1	21.96	22.11	22.08
		3	3	21.97	22.14	22.09
		6	0	21.10	21.26	21.18



Test Report No.: W7L-P24050014RF08

Band/BW	Modulation	RB Size	RB Offset	Low CH 19965	Mid CH 20175	High CH 20385
				Frequency 1711.5 MHz	Frequency 1732.5 MHz	Frequency 1753.5 MHz
4/3	QPSK	1	0	23.96	23.97	23.95
		1	7	24.27	24.26	24.22
		1	14	23.98	23.89	23.93
		8	0	23.12	23.26	23.33
		8	3	23.30	23.22	23.19
		8	7	23.06	23.31	23.26
		15	0	23.25	23.24	23.17
	16QAM	1	0	23.12	23.16	23.14
		1	7	23.46	23.49	23.50
		1	14	23.14	23.28	23.21
		8	0	22.18	22.30	22.37
		8	3	22.24	22.27	22.38
		8	7	22.15	22.27	22.33
		15	0	22.17	22.34	22.35
	64QAM	1	0	22.36	22.17	22.23
		1	7	22.71	22.54	22.59
		1	14	22.46	22.24	22.17
		8	0	21.05	21.26	21.33
		8	3	21.07	21.26	21.24
		8	7	21.08	21.26	21.16
		15	0	21.08	21.26	21.20

Band/BW	Modulation	RB Size	RB Offset	Low CH 19975	Mid CH 20175	High CH 20375
				Frequency 1712.5 MHz	Frequency 1732.5 MHz	Frequency 1752.5 MHz
4/5	QPSK	1	0	23.92	23.96	23.82
		1	12	24.28	24.26	24.19
		1	24	24.00	23.89	23.89
		12	0	23.08	23.24	23.22
		12	6	23.29	23.30	23.23
		12	13	23.14	23.30	23.29
		25	0	23.18	23.26	23.18
	16QAM	1	0	23.01	23.19	23.21
		1	12	23.44	23.49	23.54
		1	24	23.17	23.15	23.14
		12	0	22.12	22.22	22.27
		12	6	22.12	22.34	22.39
		12	13	22.08	22.37	22.30
		25	0	22.09	22.30	22.30
	64QAM	1	0	22.38	22.14	22.17
		1	12	22.69	22.52	22.61
		1	24	22.49	22.34	22.13
		12	0	21.09	21.24	21.23
		12	6	21.08	21.33	21.25
		12	13	21.13	21.30	21.24
		25	0	21.00	21.28	21.25

Band/BW	Modulation	RB Size	RB Offset	Low CH 20000	Mid CH 20175	High CH 20350
				Frequency 1715 MHz	Frequency 1732.5 MHz	Frequency 1750 MHz
4/ 10	QPSK	1	0	23.89	23.92	23.93
		1	24	24.27	24.29	24.29
		1	49	23.98	23.95	23.86
		25	0	23.13	23.19	23.31
		25	12	23.34	23.21	23.20
		25	25	23.06	23.19	23.32
		50	0	23.28	23.21	23.18
	16QAM	1	0	23.12	23.19	23.14
		1	24	23.38	23.44	23.52
		1	49	23.24	23.24	23.12
		25	0	22.18	22.31	22.31
		25	12	22.25	22.31	22.36
		25	25	22.11	22.24	22.23
		50	0	22.09	22.28	22.29
	64QAM	1	0	22.42	22.24	22.18
		1	24	22.81	22.56	22.51
		1	49	22.48	22.26	22.26
		25	0	21.11	21.19	21.21
		25	12	21.07	21.25	21.37
		25	25	21.08	21.29	21.30
		50	0	21.05	21.30	21.25

Band/BW	Modulation	RB Size	RB Offset	Low CH 20025	Mid CH 20175	High CH 20325
				Frequency 1717.5 MHz	Frequency 1732.5 MHz	Frequency 1747.5 MHz
4/ 15	QPSK	1	0	23.97	23.89	23.95
		1	37	24.31	24.19	24.30
		1	74	23.96	23.89	23.93
		36	0	23.00	23.21	23.34
		36	19	23.21	23.31	23.32
		36	39	23.13	23.25	23.27
		75	0	23.24	23.23	23.29
	16QAM	1	0	23.10	23.10	23.12
		1	37	23.47	23.54	23.57
		1	74	23.10	23.15	23.23
		36	0	22.06	22.29	22.37
		36	19	22.18	22.34	22.37
		36	39	22.18	22.35	22.30
		75	0	22.19	22.24	22.34
	64QAM	1	0	22.44	22.21	22.18
		1	37	22.82	22.53	22.50
		1	74	22.58	22.29	22.16
		36	0	21.14	21.25	21.25
		36	19	21.16	21.31	21.24
		36	39	21.20	21.23	21.21
		75	0	21.09	21.16	21.24

Band/BW	Modulation	RB Size	RB Offset	Low CH 20050	Mid CH 20175	High CH 20300
				Frequency 1720 MHz	Frequency 1732.5 MHz	Frequency 1745 MHz
4/ 20	QPSK	1	0	24.03	23.98	23.97
		1	50	24.37	24.34	24.33
		1	99	24.05	24.04	24.00
		50	0	23.15	23.30	23.31
		50	25	23.36	23.35	23.34
		50	50	23.19	23.34	23.33
		100	0	23.32	23.27	23.30
	16QAM	1	0	23.13	23.20	23.25
		1	50	23.50	23.58	23.63
		1	99	23.25	23.29	23.27
		50	0	22.20	22.34	22.42
		50	25	22.27	22.42	22.45
		50	50	22.22	22.39	22.38
		100	0	22.21	22.36	22.37
	64QAM	1	0	22.47	22.26	22.29
		1	50	22.84	22.62	22.63
		1	99	22.60	22.36	22.28
		50	0	21.18	21.30	21.35
		50	25	21.22	21.39	21.38
		50	50	21.23	21.33	21.31
		100	0	21.14	21.31	21.30

LTE Band 38

Band/BW	Modulation	RB Size	RB Offset	Low CH 37775	Mid CH 38000	High CH 38225
				Frequency 2572.5 MHz	Frequency 2595 MHz	Frequency 2617.5MHz
38/ 5	QPSK	1	0	23.30	23.41	23.42
		1	12	23.57	23.62	23.51
		1	24	23.25	23.16	23.17
		12	0	22.30	22.40	22.43
		12	6	22.42	22.54	22.31
		12	13	22.32	22.41	22.31
		25	0	22.50	22.44	22.33
	16QAM	1	0	22.26	22.38	22.37
		1	12	22.54	22.67	22.53
		1	24	22.15	22.14	22.08
		12	0	21.44	21.45	21.29
		12	6	21.49	21.40	21.45
		12	13	21.39	21.48	21.27
		25	0	21.45	21.51	21.40
	64QAM	1	0	21.13	21.09	21.11
		1	12	21.10	21.18	21.11
		1	24	21.17	21.13	21.10
		12	0	20.35	20.30	20.25
		12	6	20.36	20.38	20.35
		12	13	20.21	20.25	20.28
		25	0	20.34	20.35	20.34



Test Report No.: W7L-P24050014RF08

Band/BW	Modulation	RB Size	RB Offset	Low CH 37800	Mid CH 38000	High CH 38200
				Frequency 2575 MHz	Frequency 2595 MHz	Frequency 2615 MHz
38/ 10	QPSK	1	0	23.24	23.35	23.31
		1	24	23.61	23.59	23.57
		1	49	23.25	23.18	23.20
		25	0	22.39	22.50	22.36
		25	12	22.40	22.44	22.31
		25	25	22.30	22.43	22.31
		50	0	22.39	22.45	22.38
	16QAM	1	0	22.37	22.39	22.34
		1	24	22.55	22.56	22.48
		1	49	22.18	22.21	22.05
		25	0	21.41	21.43	21.36
		25	12	21.55	21.48	21.36
		25	25	21.35	21.36	21.33
		50	0	21.45	21.50	21.40
	64QAM	1	0	21.11	21.10	21.07
		1	24	21.23	21.11	21.14
		1	49	21.06	21.16	21.05
		25	0	20.27	20.36	20.24
		25	12	20.32	20.41	20.31
		25	25	20.25	20.34	20.20
		50	0	20.41	20.28	20.27



Test Report No.: W7L-P24050014RF08

Band/BW	Modulation	RB Size	RB Offset	Low CH 37825	Mid CH 38000	High CH 38175
				Frequency 2577.5 MHz	Frequency 2595 MHz	Frequency 2612.5MHz
38/ 15	QPSK	1	0	23.28	23.38	23.35
		1	37	23.64	23.59	23.57
		1	74	23.18	23.15	23.07
		36	0	22.33	22.49	22.32
		36	19	22.45	22.42	22.36
		36	39	22.36	22.33	22.31
		75	0	22.50	22.56	22.33
	16QAM	1	0	22.29	22.45	22.39
		1	37	22.60	22.56	22.45
		1	74	22.27	22.13	22.06
		36	0	21.43	21.41	21.37
		36	19	21.47	21.54	21.32
		36	39	21.37	21.44	21.36
		75	0	21.52	21.53	21.43
	64QAM	1	0	21.11	21.14	21.11
		1	37	21.13	21.15	21.13
		1	74	21.13	21.08	21.09
		36	0	20.24	20.24	20.31
		36	19	20.44	20.38	20.37
		36	39	20.21	20.25	20.24
		75	0	20.34	20.40	20.29



Test Report No.: W7L-P24050014RF08

Band/BW	Modulation	RB Size	RB Offset	Low CH 37850	Mid CH 38000	High CH 38150
				Frequency 2580 MHz	Frequency 2595 MHz	Frequency 2610 MHz
38/ 20	QPSK	1	0	23.39	23.48	23.46
		1	50	23.67	23.71	23.62
		1	99	23.31	23.24	23.28
		50	0	22.43	22.51	22.45
		50	25	22.51	22.57	22.46
		50	50	22.44	22.44	22.36
		100	0	22.51	22.58	22.47
	16QAM	1	0	22.41	22.46	22.43
		1	50	22.66	22.68	22.60
		1	99	22.29	22.28	22.14
		50	0	21.48	21.52	21.44
		50	25	21.58	21.55	21.46
		50	50	21.49	21.50	21.41
		100	0	21.54	21.56	21.47
	64QAM	1	0	21.21	21.18	21.16
		1	50	21.25	21.25	21.21
		1	99	21.19	21.22	21.13
		50	0	20.39	20.38	20.37
		50	25	20.46	20.47	20.41
		50	50	20.36	20.35	20.29
		100	0	20.48	20.43	20.38



BUREAU
VERITAS

Test Report No.: W7L-P24050014RF08

LTE Band 41

Band/BW	Modulation	RB Size	RB Offset	Low CH (39675)	Mid CH (40620)	High CH (41565)
				Frequency (2498.5)MHz	Frequency (2593)MHz	Frequency (2687.5)MHz
41/ 5	QPSK	1	0	23.46	23.26	23.10
		1	12	23.72	23.63	23.29
		1	24	23.20	23.12	23.21
		12	0	22.38	22.41	22.21
		12	6	22.44	22.34	22.14
		12	13	22.48	22.26	22.07
		25	0	22.53	22.41	22.18
	16QAM	1	0	22.43	22.35	22.03
		1	12	22.73	22.53	22.34
		1	24	22.24	22.11	22.15
		12	0	21.50	21.43	21.13
		12	6	21.53	21.41	21.25
		12	13	21.46	21.37	21.21
		25	0	21.52	21.34	21.19
	64QAM	1	0	21.04	21.18	21.09
		1	12	21.37	21.15	21.05
		1	24	21.08	21.02	21.14
		12	0	20.32	20.29	20.07
		12	6	20.41	20.35	20.21
		12	13	20.48	20.25	20.14
		25	0	20.57	20.40	20.06



Test Report No.: W7L-P24050014RF08

Band/BW	Modulation	RB Size	RB Offset	Low CH (39700)	Mid CH (40620)	High CH (41540)
				Frequency (2501)MHz	Frequency (2593)MHz	Frequency (2685)MHz
41/ 10	QPSK	1	0	23.52	23.23	23.09
		1	24	23.73	23.54	23.34
		1	49	23.21	23.11	23.01
		25	0	22.34	22.40	22.10
		25	12	22.52	22.32	22.17
		25	25	22.38	22.36	22.06
		50	0	22.64	22.51	22.09
	16QAM	1	0	22.45	22.35	22.05
		1	24	22.70	22.60	22.37
		1	49	22.08	22.17	22.13
		25	0	21.40	21.41	21.14
		25	12	21.49	21.35	21.15
		25	25	21.57	21.29	21.10
		50	0	21.58	21.39	21.19
	64QAM	1	0	21.09	21.26	21.12
		1	24	21.36	21.14	21.07
		1	49	21.12	21.08	21.12
		25	0	20.43	20.35	20.13
		25	12	20.47	20.39	20.14
		25	25	20.42	20.32	20.03
		50	0	20.50	20.42	20.12



Test Report No.: W7L-P24050014RF08

Band/BW	Modulation	RB Size	RB Offset	Low CH (39725)	Mid CH (40620)	High CH (41515)
				Frequency (2503.5)MHz	Frequency (2593)MHz	Frequency (2682.5)MHz
41/ 15	QPSK	1	0	23.53	23.32	23.11
		1	37	23.66	23.51	23.41
		1	74	23.33	23.04	23.05
		36	0	22.34	22.39	22.07
		36	19	22.50	22.32	22.15
		36	39	22.41	22.32	22.09
		75	0	22.52	22.41	22.13
	16QAM	1	0	22.42	22.31	22.09
		1	37	22.60	22.53	22.36
		1	74	22.09	22.08	22.20
		36	0	21.38	21.36	21.19
		36	19	21.53	21.41	21.16
		36	39	21.51	21.36	21.09
		75	0	21.58	21.39	21.19
	64QAM	1	0	21.23	21.16	21.09
		1	37	21.37	21.07	21.02
		1	74	21.15	21.10	21.09
		36	0	20.37	20.28	20.07
		36	19	20.47	20.43	20.14
		36	39	20.48	20.23	20.09
		75	0	20.44	20.40	20.13

Band/BW	Modulation	RB Size	RB Offset	Low CH (39750)	Mid CH (40620)	High CH (41490)
				Frequency (2506)MHz	Frequency (2593)MHz	Frequency (2680)MHz
41/ 20	QPSK	1	0	23.54	23.38	23.13
		1	50	23.80	23.65	23.43
		1	99	23.34	23.17	23.10
		50	0	22.49	22.43	22.22
		50	25	22.54	22.46	22.23
		50	50	22.53	22.41	22.15
		100	0	22.65	22.52	22.22
	16QAM	1	0	22.52	22.40	22.12
		1	50	22.75	22.68	22.38
		1	99	22.13	22.18	22.21
		50	0	21.53	21.48	21.25
		50	25	21.60	21.50	21.26
		50	50	21.58	21.42	21.23
		100	0	21.61	21.49	21.24
	64QAM	1	0	21.13	21.28	21.23
		1	50	21.38	21.22	21.16
		1	99	21.18	21.13	21.22
		50	0	20.47	20.37	20.21
		50	25	20.52	20.44	20.23
		50	50	20.51	20.34	20.18
		100	0	20.58	20.44	20.20

LTE Band 66

Band/BW	Modulation	RB Size	RB Offset	Low CH 131979	Mid CH 132322	High CH 132665
				Frequency 1710.7MHz	Frequency 1745MHz	Frequency 1779.3MHz
66/ 1.4	QPSK	1	0	23.97	24.10	24.21
		1	2	24.26	24.48	24.52
		1	5	23.96	24.19	24.06
		3	0	24.00	24.24	24.13
		3	1	24.09	24.20	24.11
		3	3	24.06	24.10	24.07
		6	0	23.28	23.33	23.25
	16QAM	1	0	23.11	23.45	23.48
		1	2	23.55	23.72	23.70
		1	5	23.23	23.31	23.43
		3	0	23.02	23.21	23.22
		3	1	23.08	23.24	23.22
		3	3	23.05	23.22	23.11
		6	0	22.31	22.35	22.40
	64QAM	1	0	22.27	22.67	22.52
		1	2	22.45	23.00	22.81
		1	5	22.39	22.65	22.46
		3	0	22.06	22.25	22.27
		3	1	21.95	22.15	22.25
		3	3	22.01	22.14	22.01
		6	0	21.27	21.39	21.28

Band/BW	Modulation	RB Size	RB Offset	Low CH 131987	Mid CH 132322	High CH 132657
				Frequency 1711.5MHz	Frequency 1745MHz	Frequency 1778.5MHz
66/ 3	QPSK	1	0	23.96	24.16	24.17
		1	7	24.31	24.50	24.41
		1	14	23.92	24.17	24.18
		8	0	23.27	23.33	23.42
		8	3	23.26	23.33	23.42
		8	7	23.20	23.23	23.30
		15	0	23.20	23.29	23.35
	16QAM	1	0	23.16	23.37	23.42
		1	7	23.58	23.59	23.74
		1	14	23.15	23.24	23.35
		8	0	22.35	22.46	22.53
		8	3	22.24	22.48	22.46
		8	7	22.33	22.31	22.35
		15	0	22.34	22.38	22.29
	64QAM	1	0	22.34	22.77	22.45
		1	7	22.57	22.96	22.79
		1	14	22.29	22.63	22.45
		8	0	21.21	21.49	21.43
		8	3	21.29	21.43	21.44
		8	7	21.27	21.32	21.19
		15	0	21.16	21.34	21.29



Test Report No.: W7L-P24050014RF08

Band/BW	Modulation	RB Size	RB Offset	Low CH 131997	Mid CH 132322	High CH 132647
				Frequency 1712.5MHz	Frequency 1745MHz	Frequency 1777.5MHz
66/ 5	QPSK	1	0	23.90	24.21	24.14
		1	12	24.23	24.48	24.38
		1	24	23.89	24.19	24.04
		12	0	23.29	23.34	23.37
		12	6	23.25	23.42	23.41
		12	13	23.28	23.31	23.22
		25	0	23.19	23.31	23.31
	16QAM	1	0	23.10	23.41	23.41
		1	12	23.51	23.62	23.80
		1	24	23.28	23.33	23.41
		12	0	22.27	22.45	22.56
		12	6	22.28	22.39	22.42
		12	13	22.26	22.35	22.27
		25	0	22.32	22.44	22.37
	64QAM	1	0	22.34	22.65	22.42
		1	12	22.57	23.00	22.79
		1	24	22.40	22.67	22.45
		12	0	21.21	21.36	21.36
		12	6	21.23	21.45	21.35
		12	13	21.27	21.39	21.27
		25	0	21.28	21.30	21.33



Test Report No.: W7L-P24050014RF08

Band/BW	Modulation	RB Size	RB Offset	Low CH 132022	Mid CH 132322	High CH 132622
				Frequency 1715MHz	Frequency 1745MHz	Frequency 1775MHz
66/ 10	QPSK	1	0	23.97	24.15	24.21
		1	24	24.25	24.49	24.41
		1	49	23.90	24.11	24.04
		25	0	23.28	23.38	23.45
		25	12	23.30	23.40	23.36
		25	25	23.31	23.33	23.16
		50	0	23.30	23.29	23.32
	16QAM	1	0	23.14	23.43	23.48
		1	24	23.47	23.67	23.76
		1	49	23.27	23.33	23.46
		25	0	22.22	22.42	22.49
		25	12	22.34	22.40	22.44
		25	25	22.34	22.31	22.26
		50	0	22.35	22.39	22.36
	64QAM	1	0	22.27	22.70	22.50
		1	24	22.48	22.95	22.80
		1	49	22.33	22.66	22.50
		25	0	21.21	21.41	21.35
		25	12	21.22	21.44	21.44
		25	25	21.26	21.31	21.28
		50	0	21.28	21.31	21.37



Test Report No.: W7L-P24050014RF08

Band/BW	Modulation	RB Size	RB Offset	Low CH 132047	Mid CH 132322	High CH 132597
				Frequency 1717.5 MHz	Frequency 1745MHz	Frequency 1772.5 MHz
66/ 15	QPSK	1	0	23.98	24.13	24.11
		1	37	24.37	24.57	24.39
		1	74	23.97	24.11	24.18
		36	0	23.23	23.37	23.39
		36	19	23.21	23.42	23.35
		36	39	23.32	23.28	23.24
		75	0	23.28	23.39	23.26
	16QAM	1	0	23.21	23.32	23.40
		1	37	23.52	23.66	23.78
		1	74	23.20	23.34	23.41
		36	0	22.35	22.44	22.56
		36	19	22.22	22.49	22.42
		36	39	22.25	22.31	22.39
		75	0	22.36	22.38	22.43
	64QAM	1	0	22.36	22.73	22.43
		1	37	22.52	22.97	22.77
		1	74	22.29	22.71	22.40
		36	0	21.16	21.41	21.43
		36	19	21.23	21.46	21.39
		36	39	21.34	21.32	21.26
		75	0	21.22	21.34	21.35

Band/BW	Modulation	RB Size	RB Offset	Low CH 132072	Mid CH 132322	High CH 132572
				Frequency 1720MHz	Frequency 1745MHz	Frequency 1770MHz
66/ 20	QPSK	1	0	24.03	24.25	24.23
		1	50	24.38	24.61	24.53
		1	99	24.04	24.20	24.19
		50	0	23.32	23.46	23.45
		50	25	23.35	23.47	23.46
		50	50	23.31	23.38	23.31
		100	0	23.30	23.41	23.37
	16QAM	1	0	23.24	23.46	23.54
		1	50	23.59	23.74	23.81
		1	99	23.30	23.38	23.50
		50	0	22.36	22.51	22.57
		50	25	22.37	22.50	22.54
		50	50	22.40	22.46	22.40
		100	0	22.37	22.45	22.44
	64QAM	1	0	22.39	22.78	22.55
		1	50	22.60	23.09	22.84
		1	99	22.44	22.75	22.54
		50	0	21.29	21.51	21.48
		50	25	21.30	21.49	21.46
		50	50	21.35	21.44	21.30
		100	0	21.29	21.41	21.40



**BUREAU
VERITAS**

Test Report No.: W7L-P24050014RF08

Ant 1(DOWN):

LTE Band 4

Band/BW	Modulation	RB Size	RB Offset	Low CH 19957	Mid CH 20175	High CH 20393
				Frequency 1710.7 MHz	Frequency 1732.5 MHz	Frequency 1754.3 MHz
4/ 1.4	QPSK	1	0	23.72	23.79	23.59
		1	2	23.98	24.08	24.01
		1	5	23.76	23.89	23.77
		3	0	23.84	23.82	23.80
		3	1	23.82	24.03	23.85
		3	3	23.84	23.93	23.93
		6	0	22.88	23.20	23.13
	16QAM	1	0	22.81	22.97	22.89
		1	2	23.30	23.33	23.31
		1	5	23.20	23.09	22.92
		3	0	22.88	22.71	22.89
		3	1	23.05	22.95	22.84
		3	3	23.00	22.68	22.71
		6	0	22.03	21.96	21.88
	64QAM	1	0	21.85	21.88	21.87
		1	2	22.19	22.24	22.32
		1	5	21.93	21.93	21.98
		3	0	21.73	21.77	21.78
		3	1	21.80	21.80	21.80
		3	3	21.81	21.77	21.75
		6	0	20.85	21.01	20.91

Band/BW	Modulation	RB Size	RB Offset	Low CH 19965	Mid CH 20175	High CH 20385
				Frequency 1711.5 MHz	Frequency 1732.5 MHz	Frequency 1753.5 MHz
4/3	QPSK	1	0	23.62	23.72	23.55
		1	7	23.94	24.05	24.09
		1	14	23.79	23.80	23.76
		8	0	23.06	22.98	23.00
		8	3	23.12	23.20	23.16
		8	7	23.06	23.07	23.11
		15	0	22.91	23.22	23.12
	16QAM	1	0	22.85	23.01	22.92
		1	7	23.21	23.32	23.32
		1	14	23.19	23.04	22.85
		8	0	22.05	22.00	22.06
		8	3	22.12	22.11	22.03
		8	7	22.16	21.86	21.95
		15	0	22.08	21.89	21.99
	64QAM	1	0	21.76	21.90	21.89
		1	7	22.31	22.20	22.35
		1	14	21.99	21.87	21.88
		8	0	20.91	20.94	20.93
		8	3	20.96	20.99	20.96
		8	7	21.01	20.98	21.05
		15	0	20.85	21.00	20.84

Band/BW	Modulation	RB Size	RB Offset	Low CH 19975	Mid CH 20175	High CH 20375
				Frequency 1712.5 MHz	Frequency 1732.5 MHz	Frequency 1752.5 MHz
4/5	QPSK	1	0	23.66	23.81	23.67
		1	12	23.95	24.17	24.04
		1	24	23.76	23.84	23.79
		12	0	23.13	22.97	22.97
		12	6	23.12	23.20	23.09
		12	13	23.12	23.15	23.13
		25	0	22.93	23.21	23.05
	16QAM	1	0	22.83	23.02	22.92
		1	12	23.29	23.37	23.31
		1	24	23.25	23.12	22.93
		12	0	22.07	21.99	22.01
		12	6	22.22	22.09	21.99
		12	13	22.10	21.86	21.95
		25	0	22.05	21.93	21.94
	64QAM	1	0	21.88	21.91	21.82
		1	12	22.21	22.18	22.33
		1	24	21.92	22.01	22.00
		12	0	20.87	20.92	20.92
		12	6	21.01	21.05	20.91
		12	13	20.94	20.99	21.03
		25	0	20.82	20.92	20.93

Band/BW	Modulation	RB Size	RB Offset	Low CH 20000	Mid CH 20175	High CH 20350
				Frequency 1715 MHz	Frequency 1732.5 MHz	Frequency 1750 MHz
4/ 10	QPSK	1	0	23.67	23.71	23.56
		1	24	24.00	24.07	23.99
		1	49	23.83	23.86	23.85
		25	0	23.15	22.97	22.96
		25	12	23.07	23.21	23.11
		25	25	23.09	23.16	23.10
		50	0	22.90	23.14	23.16
	16QAM	1	0	22.79	22.98	22.94
		1	24	23.24	23.32	23.30
		1	49	23.24	23.11	22.87
		25	0	22.09	21.88	22.00
		25	12	22.12	22.05	22.06
		25	25	22.14	21.93	21.96
		50	0	21.97	21.87	21.94
	64QAM	1	0	21.85	21.98	21.93
		1	24	22.25	22.16	22.24
		1	49	21.89	21.90	21.90
		25	0	20.86	20.85	20.93
		25	12	20.95	21.05	20.95
		25	25	20.93	21.05	21.01
		50	0	20.90	20.93	20.86

Band/BW	Modulation	RB Size	RB Offset	Low CH 20025	Mid CH 20175	High CH 20325
				Frequency 1717.5 MHz	Frequency 1732.5 MHz	Frequency 1747.5 MHz
4/ 15	QPSK	1	0	23.74	23.76	23.57
		1	37	24.05	24.11	23.97
		1	74	23.78	23.83	23.73
		36	0	23.06	22.98	23.07
		36	19	23.01	23.20	23.04
		36	39	23.02	23.10	23.12
		75	0	22.95	23.18	23.07
	16QAM	1	0	22.79	22.98	22.90
		1	37	23.33	23.35	23.20
		1	74	23.13	23.05	22.91
		36	0	22.04	21.99	22.04
		36	19	22.14	22.05	22.09
		36	39	22.15	21.95	21.96
		75	0	21.95	21.88	22.02
	64QAM	1	0	21.82	21.90	21.81
		1	37	22.21	22.13	22.32
		1	74	21.92	21.91	21.88
		36	0	20.94	20.97	20.93
		36	19	21.01	20.98	20.91
		36	39	21.00	20.91	21.00
		75	0	20.80	20.92	20.87

Band/BW	Modulation	RB Size	RB Offset	Low CH 20050	Mid CH 20175	High CH 20300
				Frequency 1720 MHz	Frequency 1732.5 MHz	Frequency 1745 MHz
4/ 20	QPSK	1	0	23.76	23.85	23.69
		1	50	24.09	24.19	24.10
		1	99	23.90	23.95	23.88
		50	0	23.16	23.07	23.11
		50	25	23.13	23.23	23.17
		50	50	23.14	23.18	23.21
		100	0	22.98	23.24	23.20
	16QAM	1	0	22.91	23.11	22.97
		1	50	23.35	23.41	23.34
		1	99	23.26	23.14	22.95
		50	0	22.18	22.01	22.09
		50	25	22.26	22.15	22.13
		50	50	22.24	22.01	22.01
		100	0	22.10	21.98	22.03
	64QAM	1	0	21.90	22.03	21.95
		1	50	22.32	22.26	22.38
		1	99	22.00	22.02	22.02
		50	0	20.99	21.00	21.04
		50	25	21.02	21.08	21.06
		50	50	21.03	21.06	21.07
		100	0	20.92	21.05	20.96

LTE Band 38

Band/BW	Modulation	RB Size	RB Offset	Low CH 37775	Mid CH 38000	High CH 38225
				Frequency 2572.5 MHz	Frequency 2595 MHz	Frequency 2617.5MHz
38/ 5	QPSK	1	0	23.84	23.94	23.84
		1	12	24.21	24.23	24.09
		1	24	23.80	23.83	23.81
		12	0	23.01	23.05	23.12
		12	6	23.07	23.10	23.13
		12	13	23.05	23.01	23.01
		25	0	23.09	22.97	23.00
	16QAM	1	0	22.83	22.93	22.66
		1	12	23.28	23.28	22.97
		1	24	22.74	22.73	22.67
		12	0	21.97	21.92	22.04
		12	6	21.99	21.97	22.00
		12	13	22.13	21.95	21.98
		25	0	21.98	21.96	21.98
	64QAM	1	0	21.66	21.90	21.53
		1	12	21.98	22.14	21.87
		1	24	21.55	21.51	21.69
		12	0	20.92	20.85	21.00
		12	6	21.00	20.87	21.01
		12	13	20.94	20.93	20.81
		25	0	20.89	20.87	20.90



Test Report No.: W7L-P24050014RF08

Band/BW	Modulation	RB Size	RB Offset	Low CH 37800	Mid CH 38000	High CH 38200
				Frequency 2575 MHz	Frequency 2595 MHz	Frequency 2615 MHz
38/ 10	QPSK	1	0	23.72	23.90	23.81
		1	24	24.17	24.28	24.14
		1	49	23.91	23.83	23.87
		25	0	22.90	22.99	23.10
		25	12	22.99	23.13	23.01
		25	25	23.03	23.02	23.01
		50	0	22.98	23.00	23.08
	16QAM	1	0	22.92	23.00	22.68
		1	24	23.28	23.26	22.99
		1	49	22.74	22.68	22.66
		25	0	21.89	21.97	22.14
		25	12	21.98	21.98	22.10
		25	25	22.02	21.97	22.01
		50	0	22.06	21.89	21.97
	64QAM	1	0	21.72	21.90	21.53
		1	24	21.99	22.24	21.91
		1	49	21.57	21.54	21.54
		25	0	20.90	20.92	21.03
		25	12	20.94	20.89	21.03
		25	25	20.94	20.84	20.86
		50	0	20.94	20.93	20.84



Test Report No.: W7L-P24050014RF08

Band/BW	Modulation	RB Size	RB Offset	Low CH 37825	Mid CH 38000	High CH 38175
				Frequency 2577.5 MHz	Frequency 2595 MHz	Frequency 2612.5MHz
38/ 15	QPSK	1	0	23.78	23.89	23.78
		1	37	24.22	24.23	24.19
		1	74	23.89	23.77	23.88
		36	0	22.94	23.10	23.11
		36	19	22.97	23.13	23.07
		36	39	23.01	23.00	22.98
		75	0	22.97	23.01	23.00
	16QAM	1	0	22.91	22.94	22.57
		1	37	23.26	23.27	23.03
		1	74	22.82	22.63	22.65
		36	0	21.96	21.89	22.07
		36	19	22.12	22.01	22.13
		36	39	22.02	22.01	22.08
		75	0	21.98	21.98	21.99
	64QAM	1	0	21.77	21.84	21.57
		1	37	21.88	22.20	21.85
		1	74	21.51	21.57	21.75
		36	0	20.86	20.82	20.99
		36	19	21.02	20.83	20.93
		36	39	20.82	20.88	20.87
		75	0	20.86	20.89	20.92



Test Report No.: W7L-P24050014RF08

Band/BW	Modulation	RB Size	RB Offset	Low CH 37850	Mid CH 38000	High CH 38150
				Frequency 2580 MHz	Frequency 2595 MHz	Frequency 2610 MHz
38/ 20	QPSK	1	0	23.87	23.95	23.85
		1	50	24.25	24.29	24.22
		1	99	23.95	23.92	23.95
		50	0	23.02	23.13	23.13
		50	25	23.10	23.19	23.15
		50	50	23.07	23.11	23.08
		100	0	23.07	23.12	23.10
	16QAM	1	0	22.95	23.02	22.71
		1	50	23.33	23.33	23.10
		1	99	22.88	22.78	22.73
		50	0	22.03	22.01	22.18
		50	25	22.13	22.11	22.14
		50	50	22.15	22.06	22.11
		100	0	22.09	22.02	22.12
	64QAM	1	0	21.78	21.95	21.61
		1	50	22.00	22.27	21.93
		1	99	21.62	21.63	21.52
		50	0	20.96	20.94	21.04
		50	25	21.06	20.97	21.05
		50	50	20.97	20.94	20.95
		100	0	20.95	21.01	20.98



**BUREAU
VERITAS**

Test Report No.: W7L-P24050014RF08

LTE Band 41

Band/BW	Modulation	RB Size	RB Offset	Low CH (39675)	Mid CH (40620)	High CH (41565)
				Frequency (2498.5)MHz	Frequency (2593)MHz	Frequency (2687.5)MHz
41/ 5	QPSK	1	0	23.70	23.68	23.68
		1	12	23.93	23.89	23.88
		1	24	23.64	23.55	23.48
		12	0	22.70	22.74	22.66
		12	6	22.88	22.73	22.74
		12	13	22.88	22.59	22.59
		25	0	22.85	22.77	22.80
	16QAM	1	0	22.60	22.68	22.66
		1	12	23.07	22.93	22.99
		1	24	22.77	22.42	22.54
		12	0	21.84	21.82	21.76
		12	6	21.78	21.75	21.75
		12	13	21.98	21.64	21.67
		25	0	21.92	21.77	21.82
	64QAM	1	0	21.54	21.53	21.47
		1	12	21.65	21.50	21.42
		1	24	21.44	21.53	21.50
		12	0	20.58	20.69	20.68
		12	6	20.85	20.78	20.74
		12	13	20.73	20.71	20.61
		25	0	20.84	20.73	20.64

Band/BW	Modulation	RB Size	RB Offset	Low CH (39700)	Mid CH (40620)	High CH (41540)
				Frequency (2501)MHz	Frequency (2593)MHz	Frequency (2685)MHz
41/ 10	QPSK	1	0	23.71	23.63	23.62
		1	24	24.02	23.95	23.88
		1	49	23.62	23.59	23.57
		25	0	22.66	22.74	22.77
		25	12	22.88	22.66	22.76
		25	25	22.86	22.62	22.62
		50	0	22.88	22.83	22.80
	16QAM	1	0	22.61	22.65	22.69
		1	24	23.01	22.89	22.88
		1	49	22.66	22.47	22.46
		25	0	21.73	21.76	21.76
		25	12	21.83	21.72	21.80
		25	25	21.88	21.66	21.58
		50	0	21.92	21.76	21.78
	64QAM	1	0	21.58	21.55	21.45
		1	24	21.70	21.52	21.42
		1	49	21.44	21.52	21.59
		25	0	20.62	20.73	20.68
		25	12	20.77	20.70	20.70
		25	25	20.76	20.64	20.65
		50	0	20.84	20.62	20.77



Test Report No.: W7L-P24050014RF08

Band/BW	Modulation	RB Size	RB Offset	Low CH (39725)	Mid CH (40620)	High CH (41515)
				Frequency (2503.5)MHz	Frequency (2593)MHz	Frequency (2682.5)MHz
41/ 15	QPSK	1	0	23.63	23.68	23.63
		1	37	23.99	23.89	23.82
		1	74	23.65	23.56	23.58
		36	0	22.67	22.71	22.76
		36	19	22.78	22.77	22.74
		36	39	22.88	22.61	22.65
		75	0	22.79	22.77	22.82
	16QAM	1	0	22.63	22.65	22.70
		1	37	23.11	22.89	22.99
		1	74	22.70	22.42	22.52
		36	0	21.80	21.77	21.76
		36	19	21.87	21.78	21.79
		36	39	21.91	21.68	21.70
		75	0	21.90	21.73	21.71
	64QAM	1	0	21.62	21.57	21.42
		1	37	21.67	21.53	21.42
		1	74	21.44	21.57	21.53
		36	0	20.69	20.70	20.78
		36	19	20.82	20.80	20.74
		36	39	20.86	20.66	20.57
		75	0	20.76	20.73	20.67



Test Report No.: W7L-P24050014RF08

Band/BW	Modulation	RB Size	RB Offset	Low CH (39750)	Mid CH (40620)	High CH (41490)
				Frequency (2506)MHz	Frequency (2593)MHz	Frequency (2680)MHz
41/ 20	QPSK	1	0	23.73	23.75	23.74
		1	50	24.04	24.00	23.97
		1	99	23.72	23.64	23.61
		50	0	22.76	22.77	22.78
		50	25	22.90	22.81	22.84
		50	50	22.89	22.72	22.68
		100	0	22.92	22.84	22.87
	16QAM	1	0	22.70	22.78	22.76
		1	50	23.13	22.99	23.00
		1	99	22.80	22.56	22.59
		50	0	21.85	21.83	21.87
		50	25	21.93	21.86	21.88
		50	50	22.00	21.78	21.73
		100	0	21.95	21.82	21.83
	64QAM	1	0	21.66	21.68	21.56
		1	50	21.71	21.57	21.56
		1	99	21.59	21.58	21.63
		50	0	20.72	20.79	20.83
		50	25	20.89	20.81	20.85
		50	50	20.88	20.73	20.69
		100	0	20.87	20.74	20.79

LTE Band 66

Band/BW	Modulation	RB Size	RB Offset	Low CH 131979	Mid CH 132322	High CH 132665
				Frequency 1710.7MHz	Frequency 1745MHz	Frequency 1779.3MHz
66/ 1.4	QPSK	1	0	24.01	23.92	24.01
		1	2	24.27	24.43	24.34
		1	5	24.14	24.21	24.02
		3	0	24.25	24.24	24.17
		3	1	24.20	24.33	24.15
		3	3	24.26	24.16	24.03
		6	0	23.43	23.41	23.36
	16QAM	1	0	23.22	23.36	23.33
		1	2	23.49	23.67	23.52
		1	5	23.25	23.41	23.32
		3	0	23.15	23.33	23.25
		3	1	23.33	23.40	23.33
		3	3	23.24	23.25	23.10
		6	0	22.32	22.45	22.37
	64QAM	1	0	22.25	22.20	22.24
		1	2	22.55	22.70	22.57
		1	5	22.35	22.34	22.34
		3	0	22.13	22.20	22.25
		3	1	22.22	22.15	22.19
		3	3	22.21	22.26	22.05
		6	0	21.21	21.43	21.38



Test Report No.: W7L-P24050014RF08

Band/BW	Modulation	RB Size	RB Offset	Low CH 131987	Mid CH 132322	High CH 132657
				Frequency 1711.5MHz	Frequency 1745MHz	Frequency 1778.5MHz
66/ 3	QPSK	1	0	24.01	23.95	23.95
		1	7	24.35	24.45	24.34
		1	14	24.14	24.23	24.06
		8	0	23.39	23.44	23.26
		8	3	23.38	23.42	23.38
		8	7	23.33	23.45	23.22
		15	0	23.39	23.42	23.36
	16QAM	1	0	23.35	23.49	23.32
		1	7	23.51	23.59	23.48
		1	14	23.29	23.49	23.25
		8	0	22.31	22.43	22.40
		8	3	22.52	22.46	22.48
		8	7	22.48	22.45	22.23
		15	0	22.43	22.49	22.34
	64QAM	1	0	22.30	22.34	22.33
		1	7	22.58	22.70	22.67
		1	14	22.34	22.34	22.28
		8	0	21.40	21.45	21.43
		8	3	21.31	21.32	21.42
		8	7	21.46	21.48	21.25
		15	0	21.28	21.41	21.37



Test Report No.: W7L-P24050014RF08

Band/BW	Modulation	RB Size	RB Offset	Low CH 131997	Mid CH 132322	High CH 132647
				Frequency 1712.5MHz	Frequency 1745MHz	Frequency 1777.5MHz
66/ 5	QPSK	1	0	24.00	24.00	23.93
		1	12	24.38	24.50	24.34
		1	24	24.22	24.19	24.07
		12	0	23.35	23.42	23.38
		12	6	23.46	23.46	23.33
		12	13	23.38	23.38	23.26
		25	0	23.39	23.45	23.32
	16QAM	1	0	23.24	23.35	23.37
		1	12	23.52	23.55	23.55
		1	24	23.34	23.38	23.29
		12	0	22.32	22.46	22.41
		12	6	22.46	22.49	22.56
		12	13	22.51	22.39	22.26
		25	0	22.31	22.52	22.40
	64QAM	1	0	22.31	22.26	22.20
		1	12	22.61	22.57	22.58
		1	24	22.37	22.42	22.28
		12	0	21.30	21.33	21.36
		12	6	21.35	21.37	21.39
		12	13	21.40	21.46	21.26
		25	0	21.27	21.43	21.42



Test Report No.: W7L-P24050014RF08

Band/BW	Modulation	RB Size	RB Offset	Low CH 132022	Mid CH 132322	High CH 132622
				Frequency 1715MHz	Frequency 1745MHz	Frequency 1775MHz
66/ 10	QPSK	1	0	23.91	24.05	23.99
		1	24	24.27	24.51	24.40
		1	49	24.08	24.13	24.12
		25	0	23.45	23.40	23.31
		25	12	23.36	23.46	23.29
		25	25	23.41	23.40	23.23
		50	0	23.31	23.34	23.27
	16QAM	1	0	23.24	23.42	23.25
		1	24	23.54	23.63	23.62
		1	49	23.28	23.50	23.28
		25	0	22.34	22.45	22.35
		25	12	22.52	22.58	22.54
		25	25	22.49	22.38	22.19
		50	0	22.37	22.39	22.32
	64QAM	1	0	22.22	22.21	22.20
		1	24	22.57	22.70	22.57
		1	49	22.35	22.37	22.25
		25	0	21.31	21.44	21.33
		25	12	21.26	21.42	21.38
		25	25	21.33	21.51	21.23
		50	0	21.27	21.45	21.39



Test Report No.: W7L-P24050014RF08

Band/BW	Modulation	RB Size	RB Offset	Low CH 132047	Mid CH 132322	High CH 132597
				Frequency 1717.5 MHz	Frequency 1745MHz	Frequency 1772.5 MHz
66/ 15	QPSK	1	0	23.96	23.98	23.91
		1	37	24.35	24.46	24.26
		1	74	24.13	24.26	24.02
		36	0	23.45	23.39	23.36
		36	19	23.43	23.37	23.33
		36	39	23.45	23.39	23.24
		75	0	23.35	23.33	23.39
	16QAM	1	0	23.32	23.43	23.24
		1	37	23.62	23.54	23.51
		1	74	23.28	23.37	23.35
		36	0	22.29	22.52	22.38
		36	19	22.43	22.48	22.58
		36	39	22.46	22.46	22.21
		75	0	22.29	22.51	22.32
	64QAM	1	0	22.33	22.28	22.34
		1	37	22.55	22.65	22.60
		1	74	22.38	22.39	22.34
		36	0	21.35	21.46	21.32
		36	19	21.36	21.43	21.43
		36	39	21.38	21.44	21.21
		75	0	21.34	21.41	21.46

Band/BW	Modulation	RB Size	RB Offset	Low CH 132072	Mid CH 132322	High CH 132572
				Frequency 1720MHz	Frequency 1745MHz	Frequency 1770MHz
66/ 20	QPSK	1	0	24.06	24.07	24.05
		1	50	24.39	24.56	24.41
		1	99	24.23	24.28	24.13
		50	0	23.46	23.49	23.40
		50	25	23.50	23.52	23.44
		50	50	23.47	23.48	23.34
		100	0	23.44	23.47	23.41
	16QAM	1	0	23.36	23.50	23.38
		1	50	23.63	23.69	23.63
		1	99	23.38	23.51	23.40
		50	0	22.44	22.58	22.45
		50	25	22.57	22.59	22.61
		50	50	22.53	22.53	22.34
		100	0	22.44	22.54	22.44
	64QAM	1	0	22.35	22.35	22.35
		1	50	22.69	22.72	22.71
		1	99	22.43	22.45	22.39
		50	0	21.43	21.47	21.47
		50	25	21.41	21.47	21.48
		50	50	21.48	21.55	21.34
		100	0	21.36	21.50	21.48



**BUREAU
VERITAS**

Test Report No.: W7L-P24050014RF08

EIRP

Ant 0(UP):

LTE BAND 4

CHANNEL BANDWIDTH: 1.4MHz QPSK

Channel	Frequency (MHz)	Conducted Power (dBm)	G _T -L _c (dB)	EIRP (dBm)	EIRP (mW)	Limit (W)
19957	1710.7	24.3	-1.5	22.8	190.55	1
20175	1732.5	24.27	-1.5	22.77	189.23	1
20393	1754.3	24.2	-1.5	22.7	186.21	1

CHANNEL BANDWIDTH: 1.4MHz 16QAM

Channel	Frequency (MHz)	Conducted Power (dBm)	G _T -L _c (dB)	EIRP (dBm)	EIRP (mW)	Limit (W)
19957	1710.7	23.38	-1.5	21.88	154.17	1
20175	1732.5	23.52	-1.5	22.02	159.22	1
20393	1754.3	23.59	-1.5	22.09	161.81	1

CHANNEL BANDWIDTH: 1.4MHz 64QAM

Channel	Frequency (MHz)	Conducted Power (dBm)	G _T -L _c (dB)	EIRP (dBm)	EIRP (mW)	Limit (W)
19957	1710.7	22.82	-1.5	21.32	135.52	1
20175	1732.5	22.49	-1.5	20.99	125.6	1
20393	1754.3	22.54	-1.5	21.04	127.06	1

CHANNEL BANDWIDTH: 3MHz QPSK

Channel	Frequency (MHz)	Conducted Power (dBm)	G _T -L _c (dB)	EIRP (dBm)	EIRP (mW)	Limit (W)
19965	1711.5	24.27	-1.5	22.77	189.23	1
20175	1732.5	24.26	-1.5	22.76	188.8	1
20385	1753.5	24.22	-1.5	22.72	187.07	1

CHANNEL BANDWIDTH: 3MHz 16QAM

Channel	Frequency (MHz)	Conducted Power (dBm)	G _T -L _c (dB)	EIRP (dBm)	EIRP (mW)	Limit (W)
19965	1711.5	23.46	-1.5	21.96	157.04	1
20175	1732.5	23.46	-1.5	21.96	157.04	1
20385	1753.5	23.14	-1.5	21.64	145.88	1

CHANNEL BANDWIDTH: 3MHz 64QAM

Channel	Frequency (MHz)	Conducted Power (dBm)	G _T -L _c (dB)	EIRP (dBm)	EIRP (mW)	Limit (W)
19965	1711.5	22.71	-1.5	21.21	132.13	1
20175	1732.5	22.54	-1.5	21.04	127.06	1
20385	1753.5	22.59	-1.5	21.09	128.53	1

CHANNEL BANDWIDTH: 5MHz QPSK

Channel	Frequency (MHz)	Conducted Power (dBm)	G _T -L _c (dB)	EIRP (dBm)	EIRP (mW)	Limit (W)
19975	1712.5	24.28	-1.5	22.78	189.67	1
20175	1732.5	24.26	-1.5	22.76	188.8	1
20375	1752.5	24.19	-1.5	22.69	185.78	1

CHANNEL BANDWIDTH: 5MHz 16QAM

Channel	Frequency (MHz)	Conducted Power (dBm)	G _T -L _c (dB)	EIRP (dBm)	EIRP (mW)	Limit (W)
19975	1712.5	23.44	-1.5	21.94	156.31	1
20175	1732.5	23.49	-1.5	21.99	158.12	1
20375	1752.5	23.54	-1.5	22.04	159.96	1

CHANNEL BANDWIDTH: 5MHz 64QAM

Channel	Frequency (MHz)	Conducted Power (dBm)	G _T -L _c (dB)	EIRP (dBm)	EIRP (mW)	Limit (W)
19975	1712.5	22.69	-1.5	21.19	131.52	1
20175	1732.5	22.52	-1.5	21.02	126.47	1
20375	1752.5	22.61	-1.5	21.11	129.12	1

CHANNEL BANDWIDTH: 10MHz QPSK

Channel	Frequency (MHz)	Conducted Power (dBm)	G _T -L _c (dB)	EIRP (dBm)	EIRP (mW)	Limit (W)
20000	1715	24.27	-1.5	22.77	189.23	1
20175	1732.5	24.29	-1.5	22.79	190.11	1
20350	1750	24.29	-1.5	22.79	190.11	1

CHANNEL BANDWIDTH: 10MHz 16QAM

Channel	Frequency (MHz)	Conducted Power (dBm)	G _T -L _c (dB)	EIRP (dBm)	EIRP (mW)	Limit (W)
20000	1715	23.38	-1.5	21.88	154.17	1
20175	1732.5	23.44	-1.5	21.94	156.31	1
20350	1750	23.52	-1.5	22.02	159.22	1

CHANNEL BANDWIDTH: 10MHz 64QAM

Channel	Frequency (MHz)	Conducted Power (dBm)	G _T -L _c (dB)	EIRP (dBm)	EIRP (mW)	Limit (W)
20000	1715	22.81	-1.5	21.31	135.21	1
20175	1732.5	22.56	-1.5	21.06	127.64	1
20350	1750	22.51	-1.5	21.01	126.18	1

CHANNEL BANDWIDTH: 15MHz QPSK

Channel	Frequency (MHz)	Conducted Power (dBm)	G _T -L _c (dB)	EIRP (dBm)	EIRP (mW)	Limit (W)
20025	1717.5	24.31	-1.5	22.81	190.99	1
20175	1732.5	24.19	-1.5	22.69	185.78	1
20325	1747.5	24.3	-1.5	22.8	190.55	1

CHANNEL BANDWIDTH: 15MHz 16QAM

Channel	Frequency (MHz)	Conducted Power (dBm)	G _T -L _c (dB)	EIRP (dBm)	EIRP (mW)	Limit (W)
20025	1717.5	23.47	-1.5	21.97	157.4	1
20175	1732.5	23.54	-1.5	22.04	159.96	1
20325	1747.5	23.57	-1.5	22.07	161.06	1

CHANNEL BANDWIDTH: 15MHz 64QAM

Channel	Frequency (MHz)	Conducted Power (dBm)	G _T -L _c (dB)	EIRP (dBm)	EIRP (mW)	Limit (W)
20025	1717.5	22.82	-1.5	21.32	135.52	1
20175	1732.5	22.53	-1.5	21.03	126.77	1
20325	1747.5	22.5	-1.5	21	125.89	1

CHANNEL BANDWIDTH: 20MHz QPSK

Channel	Frequency (MHz)	Conducted Power (dBm)	G _T -L _c (dB)	EIRP (dBm)	EIRP (mW)	Limit (W)
20050	1720	24.37	-1.5	22.87	193.64	1
20175	1732.5	24.34	-1.5	22.84	192.31	1
20300	1745	24.33	-1.5	22.83	191.87	1

CHANNEL BANDWIDTH: 20MHz 16QAM

Channel	Frequency (MHz)	Conducted Power (dBm)	G _T -L _c (dB)	EIRP (dBm)	EIRP (mW)	Limit (W)
20050	1720	23.5	-1.5	22	158.49	1
20175	1732.5	23.58	-1.5	22.08	161.44	1
20300	1745	23.63	-1.5	22.13	163.31	1

CHANNEL BANDWIDTH: 20MHz 64QAM

Channel	Frequency (MHz)	Conducted Power (dBm)	G _T -L _c (dB)	EIRP (dBm)	EIRP (mW)	Limit (W)
20050	1720	22.84	-1.5	21.34	136.14	1
20175	1732.5	22.62	-1.5	21.12	129.42	1
20300	1745	22.63	-1.5	21.13	129.72	1

LTE BAND 38

CHANNEL BANDWIDTH: 5MHz QPSK

Channel	Frequency (MHz)	Conducted Power (dBm)	G _T -L _c (dB)	EIRP (dBm)	EIRP (mW)	Limit (W)
37775	2572.5	23.57	-1	22.57	180.72	2
38000	2595.0	23.62	-1	22.62	182.81	2
38225	2617.5	23.51	-1	22.51	178.24	2

CHANNEL BANDWIDTH: 5MHz 16QAM

Channel	Frequency (MHz)	Conducted Power (dBm)	G _T -L _c (dB)	EIRP (dBm)	EIRP (mW)	Limit (W)
37775	2572.5	22.54	-1	21.54	142.56	2
38000	2595.0	22.67	-1	21.67	146.89	2
38225	2617.5	22.53	-1	21.53	142.23	2

CHANNEL BANDWIDTH: 5MHz 64QAM

Channel	Frequency (MHz)	Conducted Power (dBm)	G _T -L _c (dB)	EIRP (dBm)	EIRP (mW)	Limit (W)
37775	2572.5	21.17	-1	20.17	103.99	2
38000	2595	21.18	-1	20.18	104.23	2
38225	2617.5	21.11	-1	20.11	102.57	2



**BUREAU
VERITAS**

Test Report No.: W7L-P24050014RF08

CHANNEL BANDWIDTH: 10MHz QPSK

Channel	Frequency (MHz)	Conducted Power (dBm)	G _T -L _c (dB)	EIRP (dBm)	EIRP (mW)	Limit (W)
37800	2575.0	23.61	-1	22.61	182.39	2
38000	2595.0	23.59	-1	22.59	181.55	2
38200	2615.0	23.57	-1	22.57	180.72	2

CHANNEL BANDWIDTH: 10MHz 16QAM

Channel	Frequency (MHz)	Conducted Power (dBm)	G _T -L _c (dB)	EIRP (dBm)	EIRP (mW)	Limit (W)
37800	2575.0	22.55	-1	21.55	142.89	2
38000	2595.0	22.56	-1	21.56	143.22	2
38200	2615.0	22.48	-1	21.48	140.6	2

CHANNEL BANDWIDTH: 10MHz 64QAM

Channel	Frequency (MHz)	Conducted Power (dBm)	G _T -L _c (dB)	EIRP (dBm)	EIRP (mW)	Limit (W)
37800	2575	21.23	-1	20.23	105.44	2
38000	2595	21.16	-1	20.16	103.75	2
38200	2615	21.14	-1	20.14	103.28	2



**BUREAU
VERITAS**

Test Report No.: W7L-P24050014RF08

CHANNEL BANDWIDTH: 15MHz QPSK

Channel	Frequency (MHz)	Conducted Power (dBm)	G _T -L _c (dB)	EIRP (dBm)	EIRP (mW)	Limit (W)
37825	2577.5	23.64	-1	22.64	183.65	2
38000	2595.0	23.59	-1	22.59	181.55	2
38175	2612.5	23.57	-1	22.57	180.72	2

CHANNEL BANDWIDTH: 15MHz 16QAM

Channel	Frequency (MHz)	Conducted Power (dBm)	G _T -L _c (dB)	EIRP (dBm)	EIRP (mW)	Limit (W)
37825	2577.5	22.6	-1	21.6	144.54	2
38000	2595.0	22.56	-1	21.56	143.22	2
38175	2612.5	22.45	-1	21.45	139.64	2

CHANNEL BANDWIDTH: 15MHz 64QAM

Channel	Frequency (MHz)	Conducted Power (dBm)	G _T -L _c (dB)	EIRP (dBm)	EIRP (mW)	Limit (W)
37825	2577.5	21.13	-1	20.13	103.04	2
38000	2595	21.15	-1	20.15	103.51	2
38175	2612.5	21.13	-1	20.13	103.04	2



**BUREAU
VERITAS**

Test Report No.: W7L-P24050014RF08

CHANNEL BANDWIDTH: 20MHz QPSK

Channel	Frequency (MHz)	Conducted Power (dBm)	G _T -L _c (dB)	EIRP (dBm)	EIRP (mW)	Limit (W)
37850	2580.0	23.67	-1	22.67	184.93	2
38000	2595.0	23.71	-1	22.71	186.64	2
38150	2610.0	23.62	-1	22.62	182.81	2

CHANNEL BANDWIDTH: 20MHz 16QAM

Channel	Frequency (MHz)	Conducted Power (dBm)	G _T -L _c (dB)	EIRP (dBm)	EIRP (mW)	Limit (W)
37850	2580.0	22.66	-1	21.66	146.55	2
38000	2595.0	22.68	-1	21.68	147.23	2
38150	2610.0	22.6	-1	21.6	144.54	2

CHANNEL BANDWIDTH: 20MHz 64QAM

Channel	Frequency (MHz)	Conducted Power (dBm)	G _T -L _c (dB)	EIRP (dBm)	EIRP (mW)	Limit (W)
37850	2580	21.25	-1	20.25	105.93	2
38000	2595	21.25	-1	20.25	105.93	2
38150	2610	21.21	-1	20.21	104.95	2



**BUREAU
VERITAS**

Test Report No.: W7L-P24050014RF08

LTE BAND 41

CHANNEL BANDWIDTH: 5MHz QPSK

Channel	Frequency (MHz)	Conducted Power (dBm)	G _T -L _c (dB)	EIRP (dBm)	EIRP (mW)	Limit (W)
39675	2498.5	23.72	-1	22.72	187.07	2
40620	2593.0	23.63	-1	22.63	183.23	2
41565	2687.5	23.29	-1	22.29	169.43	2

CHANNEL BANDWIDTH: 5MHz 16QAM

Channel	Frequency (MHz)	Conducted Power (dBm)	G _T -L _c (dB)	EIRP (dBm)	EIRP (mW)	Limit (W)
39675	2498.5	22.73	-1	21.73	148.94	2
40620	2593.0	22.53	-1	21.53	142.23	2
41565	2687.5	22.34	-1	21.34	136.14	2

CHANNEL BANDWIDTH: 5MHz 64QAM

Channel	Frequency (MHz)	Conducted Power (dBm)	G _T -L _c (dB)	EIRP (dBm)	EIRP (mW)	Limit (W)
39675	2498.5	21.37	-1	20.37	108.89	2
40620	2593.0	21.18	-1	20.18	104.23	2
41565	2687.5	21.14	-1	20.14	103.28	2



**BUREAU
VERITAS**

Test Report No.: W7L-P24050014RF08

CHANNEL BANDWIDTH: 10MHz QPSK

Channel	Frequency (MHz)	Conducted Power (dBm)	G _{T-Lc} (dB)	EIRP (dBm)	EIRP (mW)	Limit (W)
39700	2501.0	23.73	-1	22.73	187.5	2
40620	2593.0	23.54	-1	22.54	179.47	2
41540	2685.0	23.34	-1	22.34	171.4	2

CHANNEL BANDWIDTH: 10MHz 16QAM

Channel	Frequency (MHz)	Conducted Power (dBm)	G _{T-Lc} (dB)	EIRP (dBm)	EIRP (mW)	Limit (W)
39700	2501.0	22.7	-1	21.7	147.91	2
40620	2593.0	22.6	-1	21.6	144.54	2
41540	2685.0	22.37	-1	21.37	137.09	2

CHANNEL BANDWIDTH: 10MHz 64QAM

Channel	Frequency (MHz)	Conducted Power (dBm)	G _{T-Lc} (dB)	EIRP (dBm)	EIRP (mW)	Limit (W)
39700	2501.0	21.36	-1	20.36	108.64	2
40620	2593.0	21.26	-1	20.26	106.17	2
41540	2685.0	21.12	-1	20.12	102.8	2



**BUREAU
VERITAS**

Test Report No.: W7L-P24050014RF08

CHANNEL BANDWIDTH: 15MHz QPSK

Channel	Frequency (MHz)	Conducted Power (dBm)	G _T -L _c (dB)	EIRP (dBm)	EIRP (mW)	Limit (W)
39725	2503.5	23.66	-1	22.66	184.5	2
40620	2593.0	23.51	-1	22.51	178.24	2
41515	2682.5	23.41	-1	22.41	174.18	2

CHANNEL BANDWIDTH: 15MHz 16QAM

Channel	Frequency (MHz)	Conducted Power (dBm)	G _T -L _c (dB)	EIRP (dBm)	EIRP (mW)	Limit (W)
39725	2503.5	22.6	-1	21.6	144.54	2
40620	2593.0	22.53	-1	21.53	142.23	2
41515	2682.5	22.36	-1	21.36	136.77	2

CHANNEL BANDWIDTH: 15MHz 64QAM

Channel	Frequency (MHz)	Conducted Power (dBm)	G _T -L _c (dB)	EIRP (dBm)	EIRP (mW)	Limit (W)
39725	2503.5	21.37	-1	20.37	108.89	2
40620	2593.0	21.16	-1	20.16	103.75	2
41515	2682.5	21.09	-1	20.09	102.09	2



**BUREAU
VERITAS**

Test Report No.: W7L-P24050014RF08

CHANNEL BANDWIDTH: 20MHz QPSK

Channel	Frequency (MHz)	Conducted Power (dBm)	G _T -L _c (dB)	EIRP (dBm)	EIRP (mW)	Limit (W)
39750	2506.0	23.8	-1	22.8	190.55	2
40620	2593.0	23.65	-1	22.65	184.08	2
41490	2680.0	23.43	-1	22.43	174.98	2

CHANNEL BANDWIDTH: 20MHz 16QAM

Channel	Frequency (MHz)	Conducted Power (dBm)	G _T -L _c (dB)	EIRP (dBm)	EIRP (mW)	Limit (W)
39750	2506.0	22.75	-1	21.75	149.62	2
40620	2593.0	22.68	-1	21.68	147.23	2
41490	2680.0	22.38	-1	21.38	137.4	2

CHANNEL BANDWIDTH: 20 MHz 64QAM

Channel	Frequency (MHz)	Conducted Power (dBm)	G _T -L _c (dB)	EIRP (dBm)	EIRP (mW)	Limit (W)
39750	2506.0	21.38	-1	20.38	109.14	2
40620	2593.0	21.28	-1	20.28	106.66	2
41490	2680.0	21.23	-1	20.23	105.44	2

LTE BAND 66

CHANNEL BANDWIDTH: 1.4MHz QPSK

Channel	Frequency (MHz)	Conducted Power (dBm)	G _T -L _c (dB)	EIRP (dBm)	EIRP (mW)	Limit (W)
131979	1710.7	24.26	-1.5	22.76	188.8	1
132322	1745	24.48	-1.5	22.98	198.61	1
132665	1779.3	24.52	-1.5	23.02	200.45	1

CHANNEL BANDWIDTH: 1.4MHz 16QAM

Channel	Frequency (MHz)	Conducted Power (dBm)	G _T -L _c (dB)	EIRP (dBm)	EIRP (mW)	Limit (W)
131979	1710.7	23.55	-1.5	22.05	160.32	1
132322	1745	23.72	-1.5	22.22	166.72	1
132665	1779.3	23.7	-1.5	22.2	165.96	1

CHANNEL BANDWIDTH: 1.4MHz 64QAM

Channel	Frequency (MHz)	Conducted Power (dBm)	G _T -L _c (dB)	EIRP (dBm)	EIRP (mW)	Limit (W)
131979	1710.7	22.45	-1.5	20.95	124.45	1
132322	1745	23	-1.5	21.5	141.25	1
132665	1779.3	22.81	-1.5	21.31	135.21	1

CHANNEL BANDWIDTH: 3MHz QPSK

Channel	Frequency (MHz)	Conducted Power (dBm)	G _T -L _c (dB)	EIRP (dBm)	EIRP (mW)	Limit (W)
131987	1711.5	24.31	-1.5	22.81	190.99	1
132322	1745	24.5	-1.5	23	199.53	1
132657	1778.5	24.41	-1.5	22.91	195.43	1

CHANNEL BANDWIDTH: 3MHz 16QAM

Channel	Frequency (MHz)	Conducted Power (dBm)	G _T -L _c (dB)	EIRP (dBm)	EIRP (mW)	Limit (W)
131987	1711.5	23.58	-1.5	22.08	161.44	1
132322	1745	23.59	-1.5	22.09	161.81	1
132657	1778.5	23.74	-1.5	22.24	167.49	1

CHANNEL BANDWIDTH: 3MHz 64QAM

Channel	Frequency (MHz)	Conducted Power (dBm)	G _T -L _c (dB)	EIRP (dBm)	EIRP (mW)	Limit (W)
131987	1711.5	22.57	-1.5	21.07	127.94	1
132322	1745	22.96	-1.5	21.46	139.96	1
132657	1778.5	22.79	-1.5	21.29	134.59	1

CHANNEL BANDWIDTH: 5MHz QPSK

Channel	Frequency (MHz)	Conducted Power (dBm)	G _T -L _c (dB)	EIRP (dBm)	EIRP (mW)	Limit (W)
131997	1712.5	24.23	-1.5	22.73	187.5	1
132322	1745	24.48	-1.5	22.98	198.61	1
132647	1777.5	24.38	-1.5	22.88	194.09	1

CHANNEL BANDWIDTH: 5MHz 16QAM

Channel	Frequency (MHz)	Conducted Power (dBm)	G _T -L _c (dB)	EIRP (dBm)	EIRP (mW)	Limit (W)
131997	1712.5	23.51	-1.5	22.01	158.85	1
132322	1745	23.62	-1.5	22.12	162.93	1
132647	1777.5	23.8	-1.5	22.3	169.82	1

CHANNEL BANDWIDTH: 5MHz 64QAM

Channel	Frequency (MHz)	Conducted Power (dBm)	G _T -L _c (dB)	EIRP (dBm)	EIRP (mW)	Limit (W)
131997	1712.5	22.57	-1.5	21.07	127.94	1
132322	1745	23	-1.5	21.5	141.25	1
132647	1777.5	22.79	-1.5	21.29	134.59	1

CHANNEL BANDWIDTH: 10MHz QPSK

Channel	Frequency (MHz)	Conducted Power (dBm)	G _T -L _c (dB)	EIRP (dBm)	EIRP (mW)	Limit (W)
132022	1715	24.25	-1.5	22.75	188.36	1
132322	1745	24.49	-1.5	22.99	199.07	1
132622	1775	24.41	-1.5	22.91	195.43	1

CHANNEL BANDWIDTH: 10MHz 16QAM

Channel	Frequency (MHz)	Conducted Power (dBm)	G _T -L _c (dB)	EIRP (dBm)	EIRP (mW)	Limit (W)
132022	1715	23.47	-1.5	21.97	157.4	1
132322	1745	23.67	-1.5	22.17	164.82	1
132622	1775	23.76	-1.5	22.26	168.27	1

CHANNEL BANDWIDTH: 10MHz 64QAM

Channel	Frequency (MHz)	Conducted Power (dBm)	G _T -L _c (dB)	EIRP (dBm)	EIRP (mW)	Limit (W)
132022	1715	22.48	-1.5	20.98	125.31	1
132322	1745	22.95	-1.5	21.45	139.64	1
132622	1775	22.8	-1.5	21.3	134.9	1

CHANNEL BANDWIDTH: 15MHz QPSK

Channel	Frequency (MHz)	Conducted Power (dBm)	G _T -L _c (dB)	EIRP (dBm)	EIRP (mW)	Limit (W)
132047	1717.5	24.37	-1.5	22.87	193.64	1
132322	1745	24.57	-1.5	23.07	202.77	1
132597	1772.5	24.39	-1.5	22.89	194.54	1

CHANNEL BANDWIDTH: 15MHz 16QAM

Channel	Frequency (MHz)	Conducted Power (dBm)	G _T -L _c (dB)	EIRP (dBm)	EIRP (mW)	Limit (W)
132047	1717.5	23.52	-1.5	22.02	159.22	1
132322	1745	23.66	-1.5	22.16	164.44	1
132597	1772.5	23.78	-1.5	22.28	169.04	1

CHANNEL BANDWIDTH: 15MHz 64QAM

Channel	Frequency (MHz)	Conducted Power (dBm)	G _T -L _c (dB)	EIRP (dBm)	EIRP (mW)	Limit (W)
132047	1717.5	22.52	-1.5	21.02	126.47	1
132322	1745	22.97	-1.5	21.47	140.28	1
132597	1772.5	22.77	-1.5	21.27	133.97	1



Test Report No.: W7L-P24050014RF08

CHANNEL BANDWIDTH: 20MHz QPSK

Channel	Frequency (MHz)	Conducted Power (dBm)	G _T -L _c (dB)	EIRP (dBm)	EIRP (mW)	Limit (W)
132072	1720	24.38	-1.5	22.88	194.09	1
132322	1745	24.61	-1.5	23.11	204.64	1
132572	1770	24.53	-1.5	23.03	200.91	1

CHANNEL BANDWIDTH: 20MHz 16QAM

Channel	Frequency (MHz)	Conducted Power (dBm)	G _T -L _c (dB)	EIRP (dBm)	EIRP (mW)	Limit (W)
132072	1720	23.59	-1.5	22.09	161.81	1
132322	1745	23.74	-1.5	22.24	167.49	1
132572	1770	23.81	-1.5	22.31	170.22	1

CHANNEL BANDWIDTH: 20MHz 64QAM

Channel	Frequency (MHz)	Conducted Power (dBm)	G _T -L _c (dB)	EIRP (dBm)	EIRP (mW)	Limit (W)
132072	1720	22.6	-1.5	21.1	128.82	1
132322	1745	23.09	-1.5	21.59	144.21	1
132572	1770	22.84	-1.5	21.34	136.14	1

REMARKS: EIRP Output Power (dBm) = EIRP (dBm) -2.15(dB).



**BUREAU
VERITAS**

Test Report No.: W7L-P24050014RF08

Ant 1(DOWN):

LTE BAND 4

CHANNEL BANDWIDTH: 1.4MHz QPSK

Channel	Frequency (MHz)	Conducted Power (dBm)	G _T -L _c (dB)	EIRP (dBm)	EIRP (mW)	Limit (W)
19957	1710.7	23.98	-1.5	22.48	177.01	1
20175	1732.5	24.08	-1.5	22.58	181.13	1
20393	1754.3	24.01	-1.5	22.51	178.24	1

CHANNEL BANDWIDTH: 1.4MHz 16QAM

Channel	Frequency (MHz)	Conducted Power (dBm)	G _T -L _c (dB)	EIRP (dBm)	EIRP (mW)	Limit (W)
19957	1710.7	23.3	-1.5	21.8	151.36	1
20175	1732.5	23.33	-1.5	21.83	152.41	1
20393	1754.3	23.31	-1.5	21.81	151.71	1

CHANNEL BANDWIDTH: 1.4MHz 64QAM

Channel	Frequency (MHz)	Conducted Power (dBm)	G _T -L _c (dB)	EIRP (dBm)	EIRP (mW)	Limit (W)
19957	1710.7	22.19	-1.5	20.69	117.22	1
20175	1732.5	22.24	-1.5	20.74	118.58	1
20393	1754.3	22.32	-1.5	20.82	120.78	1

CHANNEL BANDWIDTH: 3MHz QPSK

Channel	Frequency (MHz)	Conducted Power (dBm)	G _T -L _c (dB)	EIRP (dBm)	EIRP (mW)	Limit (W)
19965	1711.5	23.94	-1.5	22.44	175.39	1
20175	1732.5	24.05	-1.5	22.55	179.89	1
20385	1753.5	24.09	-1.5	22.59	181.55	1

CHANNEL BANDWIDTH: 3MHz 16QAM

Channel	Frequency (MHz)	Conducted Power (dBm)	G _T -L _c (dB)	EIRP (dBm)	EIRP (mW)	Limit (W)
19965	1711.5	23.21	-1.5	21.71	148.25	1
20175	1732.5	23.21	-1.5	21.71	148.25	1
20385	1753.5	23.19	-1.5	21.69	147.57	1

CHANNEL BANDWIDTH: 3MHz 64QAM

Channel	Frequency (MHz)	Conducted Power (dBm)	G _T -L _c (dB)	EIRP (dBm)	EIRP (mW)	Limit (W)
19965	1711.5	22.31	-1.5	20.81	120.5	1
20175	1732.5	22.2	-1.5	20.7	117.49	1
20385	1753.5	22.35	-1.5	20.85	121.62	1

CHANNEL BANDWIDTH: 5MHz QPSK

Channel	Frequency (MHz)	Conducted Power (dBm)	G _T -L _c (dB)	EIRP (dBm)	EIRP (mW)	Limit (W)
19975	1712.5	23.95	-1.5	22.45	175.79	1
20175	1732.5	24.17	-1.5	22.67	184.93	1
20375	1752.5	24.04	-1.5	22.54	179.47	1

CHANNEL BANDWIDTH: 5MHz 16QAM

Channel	Frequency (MHz)	Conducted Power (dBm)	G _T -L _c (dB)	EIRP (dBm)	EIRP (mW)	Limit (W)
19975	1712.5	23.29	-1.5	21.79	151.01	1
20175	1732.5	23.37	-1.5	21.87	153.82	1
20375	1752.5	23.31	-1.5	21.81	151.71	1

CHANNEL BANDWIDTH: 5MHz 64QAM

Channel	Frequency (MHz)	Conducted Power (dBm)	G _T -L _c (dB)	EIRP (dBm)	EIRP (mW)	Limit (W)
19975	1712.5	22.21	-1.5	20.71	117.76	1
20175	1732.5	22.18	-1.5	20.68	116.95	1
20375	1752.5	22.33	-1.5	20.83	121.06	1

CHANNEL BANDWIDTH: 10MHz QPSK

Channel	Frequency (MHz)	Conducted Power (dBm)	G _T -L _c (dB)	EIRP (dBm)	EIRP (mW)	Limit (W)
20000	1715	24	-1.5	22.5	177.83	1
20175	1732.5	24.07	-1.5	22.57	180.72	1
20350	1750	23.99	-1.5	22.49	177.42	1

CHANNEL BANDWIDTH: 10MHz 16QAM

Channel	Frequency (MHz)	Conducted Power (dBm)	G _T -L _c (dB)	EIRP (dBm)	EIRP (mW)	Limit (W)
20000	1715	23.24	-1.5	21.74	149.28	1
20175	1732.5	23.32	-1.5	21.82	152.05	1
20350	1750	23.3	-1.5	21.8	151.36	1

CHANNEL BANDWIDTH: 10MHz 64QAM

Channel	Frequency (MHz)	Conducted Power (dBm)	G _T -L _c (dB)	EIRP (dBm)	EIRP (mW)	Limit (W)
20000	1715	22.25	-1.5	20.75	118.85	1
20175	1732.5	22.16	-1.5	20.66	116.41	1
20350	1750	22.24	-1.5	20.74	118.58	1

CHANNEL BANDWIDTH: 15MHz QPSK

Channel	Frequency (MHz)	Conducted Power (dBm)	G _T -L _c (dB)	EIRP (dBm)	EIRP (mW)	Limit (W)
20025	1717.5	24.05	-1.5	22.55	179.89	1
20175	1732.5	24.11	-1.5	22.61	182.39	1
20325	1747.5	23.97	-1.5	22.47	176.6	1

CHANNEL BANDWIDTH: 15MHz 16QAM

Channel	Frequency (MHz)	Conducted Power (dBm)	G _T -L _c (dB)	EIRP (dBm)	EIRP (mW)	Limit (W)
20025	1717.5	23.33	-1.5	21.83	152.41	1
20175	1732.5	23.35	-1.5	21.85	153.11	1
20325	1747.5	23.2	-1.5	21.7	147.91	1

CHANNEL BANDWIDTH: 15MHz 64QAM

Channel	Frequency (MHz)	Conducted Power (dBm)	G _T -L _c (dB)	EIRP (dBm)	EIRP (mW)	Limit (W)
20025	1717.5	22.21	-1.5	20.71	117.76	1
20175	1732.5	22.13	-1.5	20.63	115.61	1
20325	1747.5	22.32	-1.5	20.82	120.78	1

CHANNEL BANDWIDTH: 20MHz QPSK

Channel	Frequency (MHz)	Conducted Power (dBm)	G _T -L _c (dB)	EIRP (dBm)	EIRP (mW)	Limit (W)
20050	1720	24.09	-1.5	22.59	181.55	1
20175	1732.5	24.19	-1.5	22.69	185.78	1
20300	1745	24.1	-1.5	22.6	181.97	1

CHANNEL BANDWIDTH: 20MHz 16QAM

Channel	Frequency (MHz)	Conducted Power (dBm)	G _T -L _c (dB)	EIRP (dBm)	EIRP (mW)	Limit (W)
20050	1720	23.35	-1.5	21.85	153.11	1
20175	1732.5	23.41	-1.5	21.91	155.24	1
20300	1745	23.34	-1.5	21.84	152.76	1

CHANNEL BANDWIDTH: 20MHz 64QAM

Channel	Frequency (MHz)	Conducted Power (dBm)	G _T -L _c (dB)	EIRP (dBm)	EIRP (mW)	Limit (W)
20050	1720	22.32	-1.5	20.82	120.78	1
20175	1732.5	22.26	-1.5	20.76	119.12	1
20300	1745	22.38	-1.5	20.88	122.46	1

LTE BAND 38

CHANNEL BANDWIDTH: 5MHz QPSK

Channel	Frequency (MHz)	Conducted Power (dBm)	G _T -L _c (dB)	EIRP (dBm)	EIRP (mW)	Limit (W)
37775	2572.5	24.21	-0.5	23.71	234.96	2
38000	2595.0	24.23	-0.5	23.73	236.05	2
38225	2617.5	24.09	-0.5	23.59	228.56	2

CHANNEL BANDWIDTH: 5MHz 16QAM

Channel	Frequency (MHz)	Conducted Power (dBm)	G _T -L _c (dB)	EIRP (dBm)	EIRP (mW)	Limit (W)
37775	2572.5	23.28	-0.5	22.78	189.67	2
38000	2595.0	23.28	-0.5	22.78	189.67	2
38225	2617.5	22.97	-0.5	22.47	176.6	2

CHANNEL BANDWIDTH: 5MHz 64QAM

Channel	Frequency (MHz)	Conducted Power (dBm)	G _T -L _c (dB)	EIRP (dBm)	EIRP (mW)	Limit (W)
37775	2572.5	21.98	-0.5	21.48	140.6	2
38000	2595	22.14	-0.5	21.64	145.88	2
38225	2617.5	21.87	-0.5	21.37	137.09	2



**BUREAU
VERITAS**

Test Report No.: W7L-P24050014RF08

CHANNEL BANDWIDTH: 10MHz QPSK

Channel	Frequency (MHz)	Conducted Power (dBm)	G _T -L _c (dB)	EIRP (dBm)	EIRP (mW)	Limit (W)
37800	2575.0	24.17	-0.5	23.67	232.81	2
38000	2595.0	24.28	-0.5	23.78	238.78	2
38200	2615.0	24.14	-0.5	23.64	231.21	2

CHANNEL BANDWIDTH: 10MHz 16QAM

Channel	Frequency (MHz)	Conducted Power (dBm)	G _T -L _c (dB)	EIRP (dBm)	EIRP (mW)	Limit (W)
37800	2575.0	23.28	-0.5	22.78	189.67	2
38000	2595.0	23.26	-0.5	22.76	188.8	2
38200	2615.0	22.99	-0.5	22.49	177.42	2

CHANNEL BANDWIDTH: 10MHz 64QAM

Channel	Frequency (MHz)	Conducted Power (dBm)	G _T -L _c (dB)	EIRP (dBm)	EIRP (mW)	Limit (W)
37800	2575	21.99	-0.5	21.49	140.93	2
38000	2595	22.24	-0.5	21.74	149.28	2
38200	2615	21.91	-0.5	21.41	138.36	2



**BUREAU
VERITAS**

Test Report No.: W7L-P24050014RF08

CHANNEL BANDWIDTH: 15MHz QPSK

Channel	Frequency (MHz)	Conducted Power (dBm)	G _T -L _c (dB)	EIRP (dBm)	EIRP (mW)	Limit (W)
37825	2577.5	24.22	-0.5	23.72	235.5	2
38000	2595.0	24.23	-0.5	23.73	236.05	2
38175	2612.5	24.19	-0.5	23.69	233.88	2

CHANNEL BANDWIDTH: 15MHz 16QAM

Channel	Frequency (MHz)	Conducted Power (dBm)	G _T -L _c (dB)	EIRP (dBm)	EIRP (mW)	Limit (W)
37825	2577.5	23.26	-0.5	22.76	188.8	2
38000	2595.0	23.27	-0.5	22.77	189.23	2
38175	2612.5	23.03	-0.5	22.53	179.06	2

CHANNEL BANDWIDTH: 15MHz 64QAM

Channel	Frequency (MHz)	Conducted Power (dBm)	G _T -L _c (dB)	EIRP (dBm)	EIRP (mW)	Limit (W)
37825	2577.5	21.88	-0.5	21.38	137.4	2
38000	2595	22.2	-0.5	21.7	147.91	2
38175	2612.5	21.85	-0.5	21.35	136.46	2



**BUREAU
VERITAS**

Test Report No.: W7L-P24050014RF08

CHANNEL BANDWIDTH: 20MHz QPSK

Channel	Frequency (MHz)	Conducted Power (dBm)	G _T -L _c (dB)	EIRP (dBm)	EIRP (mW)	Limit (W)
37850	2580.0	24.25	-0.5	23.75	237.14	2
38000	2595.0	24.29	-0.5	23.79	239.33	2
38150	2610.0	24.22	-0.5	23.72	235.5	2

CHANNEL BANDWIDTH: 20MHz 16QAM

Channel	Frequency (MHz)	Conducted Power (dBm)	G _T -L _c (dB)	EIRP (dBm)	EIRP (mW)	Limit (W)
37850	2580.0	23.33	-0.5	22.83	191.87	2
38000	2595.0	23.33	-0.5	22.83	191.87	2
38150	2610.0	23.1	-0.5	22.6	181.97	2

CHANNEL BANDWIDTH: 20MHz 64QAM

Channel	Frequency (MHz)	Conducted Power (dBm)	G _T -L _c (dB)	EIRP (dBm)	EIRP (mW)	Limit (W)
37850	2580	22	-0.5	21.5	141.25	2
38000	2595	22.27	-0.5	21.77	150.31	2
38150	2610	21.93	-0.5	21.43	139	2



**BUREAU
VERITAS**

Test Report No.: W7L-P24050014RF08

LTE BAND 41

CHANNEL BANDWIDTH: 5MHz QPSK

Channel	Frequency (MHz)	Conducted Power (dBm)	G _T -L _c (dB)	EIRP (dBm)	EIRP (mW)	Limit (W)
39675	2498.5	23.93	-0.5	23.43	220.29	2
40620	2593.0	23.89	-0.5	23.39	218.27	2
41565	2687.5	23.88	-0.5	23.38	217.77	2

CHANNEL BANDWIDTH: 5MHz 16QAM

Channel	Frequency (MHz)	Conducted Power (dBm)	G _T -L _c (dB)	EIRP (dBm)	EIRP (mW)	Limit (W)
39675	2498.5	23.07	-0.5	22.57	180.72	2
40620	2593.0	22.93	-0.5	22.43	174.98	2
41565	2687.5	22.99	-0.5	22.49	177.42	2

CHANNEL BANDWIDTH: 5MHz 64QAM

Channel	Frequency (MHz)	Conducted Power (dBm)	G _T -L _c (dB)	EIRP (dBm)	EIRP (mW)	Limit (W)
39675	2498.5	21.65	-0.5	21.15	130.32	2
40620	2593.0	21.53	-0.5	21.03	126.77	2
41565	2687.5	21.5	-0.5	21	125.89	2



**BUREAU
VERITAS**

Test Report No.: W7L-P24050014RF08

CHANNEL BANDWIDTH: 10MHz QPSK

Channel	Frequency (MHz)	Conducted Power (dBm)	G _T -L _c (dB)	EIRP (dBm)	EIRP (mW)	Limit (W)
39700	2501.0	24.02	-0.5	23.52	224.91	2
40620	2593.0	23.95	-0.5	23.45	221.31	2
41540	2685.0	23.88	-0.5	23.38	217.77	2

CHANNEL BANDWIDTH: 10MHz 16QAM

Channel	Frequency (MHz)	Conducted Power (dBm)	G _T -L _c (dB)	EIRP (dBm)	EIRP (mW)	Limit (W)
39700	2501.0	23.01	-0.5	22.51	178.24	2
40620	2593.0	22.89	-0.5	22.39	173.38	2
41540	2685.0	22.88	-0.5	22.38	172.98	2

CHANNEL BANDWIDTH: 10MHz 64QAM

Channel	Frequency (MHz)	Conducted Power (dBm)	G _T -L _c (dB)	EIRP (dBm)	EIRP (mW)	Limit (W)
39700	2501.0	21.7	-0.5	21.2	131.83	2
40620	2593.0	21.55	-0.5	21.05	127.35	2
41540	2685.0	21.59	-0.5	21.09	128.53	2



**BUREAU
VERITAS**

Test Report No.: W7L-P24050014RF08

CHANNEL BANDWIDTH: 15MHz QPSK

Channel	Frequency (MHz)	Conducted Power (dBm)	G _T -L _c (dB)	EIRP (dBm)	EIRP (mW)	Limit (W)
39725	2503.5	23.99	-0.5	23.49	223.36	2
40620	2593.0	23.89	-0.5	23.39	218.27	2
41515	2682.5	23.82	-0.5	23.32	214.78	2

CHANNEL BANDWIDTH: 15MHz 16QAM

Channel	Frequency (MHz)	Conducted Power (dBm)	G _T -L _c (dB)	EIRP (dBm)	EIRP (mW)	Limit (W)
39725	2503.5	23.11	-0.5	22.61	182.39	2
40620	2593.0	22.89	-0.5	22.39	173.38	2
41515	2682.5	22.99	-0.5	22.49	177.42	2

CHANNEL BANDWIDTH: 15MHz 64QAM

Channel	Frequency (MHz)	Conducted Power (dBm)	G _T -L _c (dB)	EIRP (dBm)	EIRP (mW)	Limit (W)
39725	2503.5	21.67	-0.5	21.17	130.92	2
40620	2593.0	21.57	-0.5	21.07	127.94	2
41515	2682.5	21.53	-0.5	21.03	126.77	2



**BUREAU
VERITAS**

Test Report No.: W7L-P24050014RF08

CHANNEL BANDWIDTH: 20MHz QPSK

Channel	Frequency (MHz)	Conducted Power (dBm)	G _T -L _c (dB)	EIRP (dBm)	EIRP (mW)	Limit (W)
39750	2506.0	24.04	-0.5	23.54	225.94	2
40620	2593.0	24	-0.5	23.5	223.87	2
41490	2680.0	23.97	-0.5	23.47	222.33	2

CHANNEL BANDWIDTH: 20MHz 16QAM

Channel	Frequency (MHz)	Conducted Power (dBm)	G _T -L _c (dB)	EIRP (dBm)	EIRP (mW)	Limit (W)
39750	2506.0	23.13	-0.5	22.63	183.23	2
40620	2593.0	22.99	-0.5	22.49	177.42	2
41490	2680.0	23	-0.5	22.5	177.83	2

CHANNEL BANDWIDTH: 20 MHz 64QAM

Channel	Frequency (MHz)	Conducted Power (dBm)	G _T -L _c (dB)	EIRP (dBm)	EIRP (mW)	Limit (W)
39750	2506.0	21.71	-0.5	21.21	132.13	2
40620	2593.0	21.68	-0.5	21.18	131.22	2
41490	2680.0	21.63	-0.5	21.13	129.72	2