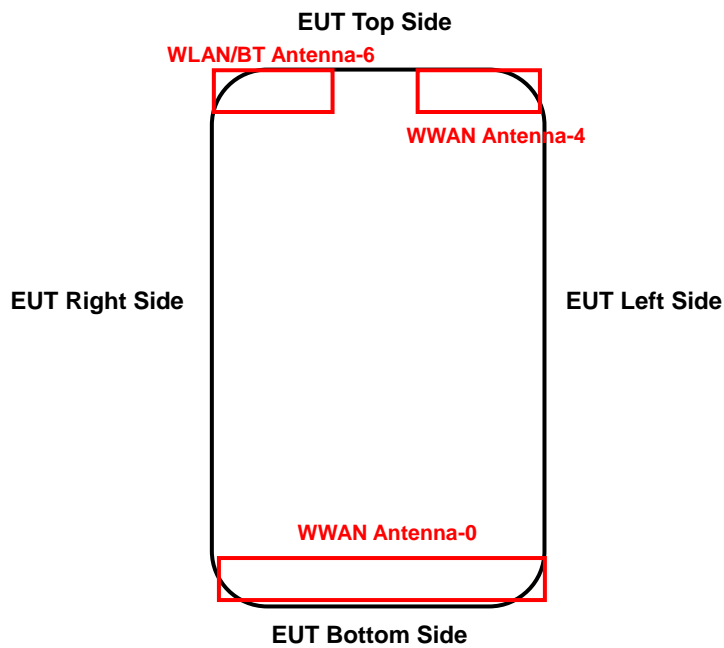


<Photographs of EUT>



<Antenna Location>



<EUT Back View>

The separation distance for antenna to edge:


Antenna	Overall diagonal(mm)	Display diagonal(mm)	To Left Side (mm)	To Right Side (mm)	To Top Side (mm)	To Bottom Side (mm)
WWAN Antenna-0	178	168	0	0	152	0
WWAN Antenna-4			0	30	0	159
WLAN/BT Antenna-6			45	0	0	159

Antenna	Supported bands
WWAN Antenna-0	GSM850/1900, WCDMA V, LTE Band 5/7/38/41
WWAN Antenna-4	GSM850/1900, WCDMA V, LTE Band 5/7/38/41
WLAN/BT Antenna-6	WLAN 2.4G/5G, BT

<Photographs of SAR Setup>




Right Cheek




Left Cheek



Right Tilted



Left Tilted




Front Face of EUT with 1.0 cm Gap




Rear Face of EUT with 1.0 cm Gap




Top Side of EUT with 1.0 cm Gap




Bottom Side of EUT with 1.0 cm Gap



Top Side of EUT with 1.5 cm Gap



Rear Face of EUT with 0 cm Gap



Top Side of EUT with 0 cm Gap