




SET-UP FOR CONDUCTED EMISSION TEST



Conducted emission test





SET-UP FOR RADIATED EMISSION TEST

Frequency Range < 30MHz ~1GHz >





Frequency Range < Above 1GHz >

