



# FCC RADIO TEST REPORT

**FCC ID** : 2AFZZRC04  
**Equipment** : Xiaomi WiFi Range Extender AC1200  
**Brand Name** : xiaomi  
**Model Name** : RC04  
**Applicant** : Xiaomi Communications Co., Ltd  
#019, 9th Floor, Building 6, 33 Xi'erqi Middle Road, Haidian District, Beijing, China, 100085  
**Manufacturer** : Xiaomi Communications Co., Ltd  
#019, 9th Floor, Building 6, 33 Xi'erqi Middle Road, Haidian District, Beijing, China, 100085  
**Standard** : FCC Part 15 Subpart E §15.407

The product was received on Apr. 24, 2024 and testing was performed from May 06, 2024 to May 29, 2024. We, Sporton International Inc. Wensan Laboratory, would like to declare that the tested sample has been evaluated in accordance with the test procedures and has been in compliance with the applicable technical standards.

The test results in this report apply exclusively to the tested model / sample. Without written approval from Sporton International Inc. Wensan Laboratory, the test report shall not be reproduced except in full.

*Louis Wu*

Approved by: Louis Wu

**Sporton International Inc. Wensan Laboratory**

No.58, Aly. 75, Ln. 564, Wenhua 3rd, Rd., Guishan Dist., Taoyuan City 333010



# Table of Contents

**History of this test report..... 3**

**Summary of Test Result..... 4**

**1 General Description ..... 5**

    1.1 Product Feature of Equipment Under Test..... 5

    1.2 Modification of EUT ..... 7

    1.3 Testing Location ..... 7

    1.4 Applicable Standards..... 7

**2 Test Configuration of Equipment Under Test ..... 8**

    2.1 Carrier Frequency and Channel ..... 8

    2.2 Test Mode ..... 9

    2.3 Connection Diagram of Test System ..... 10

    2.4 Support Unit used in test configuration and system ..... 10

    2.5 EUT Operation Test Setup ..... 10

    2.6 Measurement Results Explanation Example..... 10

**3 Test Result ..... 11**

    3.1 6dB and 26dB and 99% Occupied Bandwidth Measurement ..... 11

    3.2 Maximum Conducted Output Power Measurement ..... 12

    3.3 Power Spectral Density Measurement ..... 13

    3.4 Unwanted Emissions Measurement ..... 15

    3.5 AC Conducted Emission Measurement..... 19

    3.6 Antenna Requirements ..... 21

**4 List of Measuring Equipment..... 22**

**5 Measurement Uncertainty ..... 23**

**Appendix A. Conducted Test Results**

**Appendix B. AC Conducted Emission Test Result**

**Appendix C. Radiated Spurious Emission Test Data**

**Appendix D. Duty Cycle Plots**

**Appendix E. Setup Photographs**



### History of this test report

Report No.	Version	Description	Issue Date
FR441123C	01	Initial issue of report	Jun. 27, 2024



### Summary of Test Result

Report Clause	Ref Std. Clause	Test Items	Result (PASS/FAIL)	Remark
3.1	15.403(i)	6dB & 26dB Bandwidth	Pass	-
3.1	2.1049	99% Occupied Bandwidth	Reporting only	-
3.2	15.407(a)	Maximum Conducted Output Power	Pass	-
3.3	15.407(a)	Power Spectral Density	Pass	-
3.4	15.407(b)	Unwanted Emissions	Pass	0.55 dB under the limit at 17475.00 MHz
3.5	15.207	AC Conducted Emission	Pass	2.82 dB under the limit at 0.48 MHz
3.6	15.203	Antenna Requirement	Pass	-

**Conformity Assessment Condition:**

1. The test results (PASS/FAIL) with all measurement uncertainty excluded are presented against the regulation limits or in accordance with the requirements stipulated by the applicant/manufacturer who shall bear all the risks of non-compliance that may potentially occur if measurement uncertainty is taken into account.
2. The measurement uncertainty please refer to each test result in the section "Measurement Uncertainty".

**Disclaimer:**

The product specifications of the EUT presented in the test report that may affect the test assessments are declared by the manufacturer who shall take full responsibility for the authenticity.

**Reviewed by: Peter Liao**  
**Report Producer: Mila Chen**



# 1 General Description

## 1.1 Product Feature of Equipment Under Test

Product Feature	
<b>General Specs</b> Wi-Fi 2.4GHz 802.11b/g/n and Wi-Fi 5GHz 802.11a/n/ac.	
<b>Antenna Type</b> WLAN: <Ant. 1>: External Antenna <Ant. 2>: External Antenna	

Antenna information		
5725 MHz ~ 5850 MHz	Peak Gain (dBi)	Ant. 1: 2.95 Ant. 2: 3.62

**Remark:** The EUT's information above is declared by manufacturer. Please refer to Disclaimer in report summary.



1.1.1 Antenna Directional Gain

Follows FCC KDB 662911 D01 Multiple Transmitter Output v02r01 F)2)f)ii)

Directional gain = G<sub>ANT</sub> + Array Gain, where Array Gain is as follows:

For power measurements on IEEE 802.11 devices,

Array Gain = 0 dB (i.e., no array gain) for N<sub>ANT</sub> ≤ 4.

G<sub>ANT</sub> is set equal to the gain of the antenna having the highest gain.

For PSD measurements, the directional gain calculation.

$$DirectionalGain = 10 \cdot \log \left[ \frac{\sum_{j=1}^{N_{SS}} \left\{ \sum_{k=1}^{N_{ANT}} g_{j,k} \right\}^2}{N_{ANT}} \right]$$

where

Each antenna is driven by no more than one spatial stream;

N<sub>SS</sub> = the number of independent spatial streams of data;

N<sub>ANT</sub> = the total number of antennas

$g_{j,k} = 10^{G_k / 20}$  if the kth antenna is being fed by spatial stream j, or zero if it is not; G<sub>k</sub> is the gain in dBi of the kth antenna.

As minimum N<sub>SS</sub>=1 is supported by EUT, the formula can be simplified as:

Directional gain = 10\*log[(10<sup>G1/20</sup> + 10<sup>G2/20</sup> + ... + 10<sup>GN/20</sup>)<sup>2</sup> /N<sub>ANT</sub>] dBi

Where G1, G2...GN denote single antenna gain.

The directional gain "DG" is calculated as following table.

			DG for Power (dBi)	DG for PSD (dBi)	Power Limit Reduction (dB)	PSD Limit Reduction (dB)
<b>Band IV</b>	2.95	3.62	3.62	6.30	0.00	0.30

Calculation example:

If a device has two antenna, G<sub>ANT1</sub>= 2.95dBi; G<sub>ANT2</sub>=3.62dBi

Directional gain of power measurement = max(2.95, 3.62) + 0 = 3.62 dBi

Directional gain of PSD derived from formula which is

$$10 \times \log \left\{ \left[ 10^{(2.95 \text{ dBi} / 20)} + 10^{(3.62 \text{ dBi} / 20)} \right]^2 / 2 \right\} = 6.30 \text{ dBi}$$

Power and PSD limit reduction = Composite gain – 6dBi, ( min = 0 )



### 1.2 Modification of EUT

No modifications made to the EUT during the testing.

### 1.3 Testing Location

<b>Test Site</b>	Sporton International Inc. Wensan Laboratory
<b>Test Site Location</b>	No.58, Aly. 75, Ln. 564, Wenhua 3rd, Rd., Guishan Dist., Taoyuan City 333010 TEL: +886-3-327-0868 FAX: +886-3-327-0855
<b>Test Site No.</b>	<b>Sporton Site No.</b> TH05-HY, CO07-HY, 03CH23-HY

**Note:** The test site complies with ANSI C63.4 2014 requirement.

FCC designation No.: TW3786

### 1.4 Applicable Standards

According to the specifications declared by the manufacturer, the EUT must comply with the requirements of the following standards:

- ♦ FCC Part 15 Subpart E
- ♦ FCC KDB 789033 D02 General UNII Test Procedures New Rules v02r01.
- ♦ FCC KDB 414788 D01 Radiated Test Site v01r01.
- ♦ FCC KDB 662911 D01 Multiple Transmitter Output v02r01.
- ♦ ANSI C63.10-2013

**Remark:**

1. All the test items were validated and recorded in accordance with the standards without any modification during the testing.
2. The TAF code is not including all the FCC KDB listed without accreditation.
3. This EUT has also been tested and complied with the requirements of FCC Part 15, Subpart B, recorded in a separate test report.



## 2 Test Configuration of Equipment Under Test

- a. The EUT has been associated with peripherals and configuration operated in a manner tended to maximize its emission characteristics in a typical application. Frequency range investigated: conduction emission (150 kHz to 30 MHz), radiation emission (9 kHz to the 10th harmonic of the highest fundamental frequency or to 40 GHz, whichever is lower). For radiated measurement, the measured emission level of the EUT was maximized by rotating the EUT on a turntable, adjusting the orientation of the EUT and EUT antenna in three orthogonal axis (X: flat, Y: portrait, Z: landscape), and adjusting the measurement antenna orientation, following C63.10 exploratory test procedures and only the worst case emissions were reported in this report.
- b. AC power line Conducted Emission was tested under maximum output power.

### 2.1 Carrier Frequency and Channel

Frequency Band	Channel	Freq. (MHz)	Channel	Freq. (MHz)
5725-5850 MHz Band 4 (U-NII-3)	149	5745	157	5785
	151*	5755	159*	5795
	153	5765	161	5805
	155#	5775	165	5825

**Note:**

1. The above Frequency and Channel with "\*" are 802.11n HT40 and 802.11ac VHT40.
2. The above Frequency and Channel with "#" are 802.11ac VHT80.





## 2.2 Test Mode

The power for 802.11ac mode is smaller than 802.11n mode, so all other conducted and radiated test is covered by 802.11n mode.

The device supports single transmission only in 802.11 a mode, and single and multiple transmission in 802.11 n and ac modes.

The SISO mode conducted power is covered by MIMO mode per chain, so only the MIMO mode is chosen as main test configuration.

The final test modes include the worst data rates for each modulation shown in the table below.

### Single Mode

Modulation	Data Rate
802.11a	6 Mbps

### MIMO Mode

Modulation	Data Rate
802.11n HT20	MCS0
802.11n HT40	MCS0
802.11ac VHT20 (Covered by HT20)	MCS0
802.11ac VHT40 (Covered by HT40)	MCS0
802.11ac VHT80	MCS0

Test Cases	
AC Conducted Emission	Mode 1 : LAN Link + WLAN (5GHz) Link

### <Ant. 1>

Ch. #		Band IV : 5725-5850 MHz
		802.11a
L	Low	149
M	Middle	157
H	High	165

### <Ant. 2>

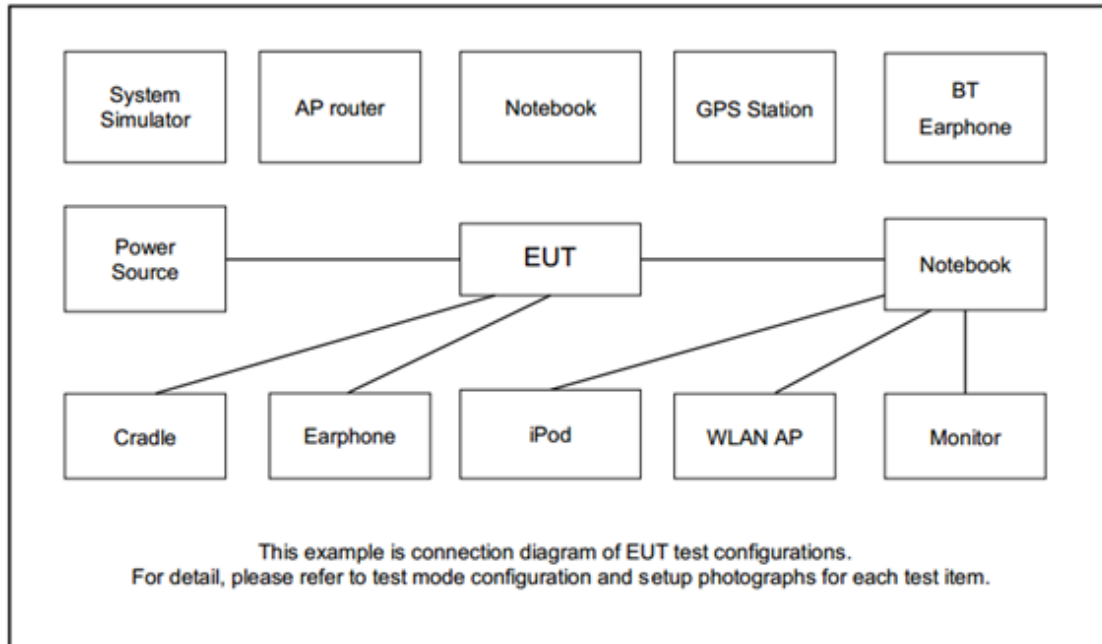
Ch. #		Band IV : 5725-5850 MHz
		802.11a
L	Low	149
M	Middle	157
H	High	165

### MIMO<Ant. 1+2>

Ch. #		Band IV : 5725-5850 MHz		
		802.11n HT20	802.11n HT40	802.11ac VHT80
L	Low	149	151	-
M	Middle	157	-	155
H	High	165	159	-

Remark: For radiation spurious emission, the modulation and the data rate picked for testing are determined by the Max. RF conducted power.

### 2.3 Connection Diagram of Test System



### 2.4 Support Unit used in test configuration and system

Item	Equipment	Brand Name	Model Name	FCC ID	Data Cable	Power Cord
1.	Notebook	DELL	Latitude 3400	FCC DoC	N/A	AC I/P: Unshielded, 1.2 m DC O/P: Shielded, 1.8 m

### 2.5 EUT Operation Test Setup

The RF test items, utility “QA (MT7663) .0.0.2.0” was installed in Notebook which was programmed in order to make the EUT get into the engineering modes to provide channel selection, power level, data rate and the application type and for continuous transmitting signals.

### 2.6 Measurement Results Explanation Example

For all conducted test items:

The offset level is set in the spectrum analyzer to compensate the RF cable loss and attenuator factor between EUT conducted output port and spectrum analyzer. With the offset compensation, the spectrum analyzer reading level is exactly the EUT RF output level.

Example :

The spectrum analyzer offset is derived from RF cable loss and attenuator factor.

*Offset = RF cable loss + attenuator factor.*

Following shows an offset computation example with cable loss 4.2 dB and 10 dB attenuator.

$$\begin{aligned}
 \text{Offset}(dB) &= \text{RF cable loss}(dB) + \text{attenuator factor}(dB). \\
 &= 4.2 + 10 = 14.2 \text{ (dB)}
 \end{aligned}$$

### 3 Test Result

#### 3.1 6dB and 26dB and 99% Occupied Bandwidth Measurement

##### 3.1.1 Description of 6dB and 26dB and 99% Occupied Bandwidth

The minimum 6 dB bandwidth shall be at least 500 kHz.

26dB and 99% Occupied bandwidth are reporting only.

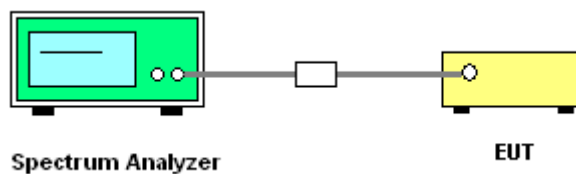
##### 3.1.2 Measuring Instruments

Please refer to the measuring equipment list in this test report.

##### 3.1.3 Test Procedures

1. The testing follows FCC KDB 789033 D02 General UNII Test Procedures New Rules v02r01. Section C) Emission bandwidth for the band 5.725-5.85 GHz
2. Set RBW = 100 kHz.
3. Set the VBW  $\geq 3 \times$  RBW.
4. Detector = Peak.
5. Trace mode = max hold
6. Measure the maximum width of the emission that is 6 dB down from the peak of the emission.
7. Measure and record the results in the test report.

##### 3.1.4 Test Setup



##### 3.1.5 Test Result of 6dB and 26dB and 99% Occupied Bandwidth

Please refer to Appendix A.

## 3.2 Maximum Conducted Output Power Measurement

### 3.2.1 Limit of Maximum Conducted Output Power

For the band 5.725–5.85 GHz, the maximum conducted output power over the frequency band of operation shall not exceed 1 W.

If transmitting antennas of directional gain greater than 6 dBi are used, the peak output power shall be reduced by the amount in dB that the directional gain of the antenna exceeds 6 dBi.

### 3.2.2 Measuring Instruments

Please refer to the measuring equipment list in this test report.

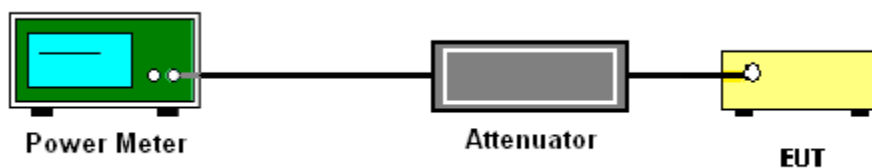
### 3.2.3 Test Procedures

The testing follows Method PM-G of FCC KDB 789033 D02 General UNII Test Procedures New Rules v02r01.

Method PM-G (Measurement using a gated RF average power meter):

1. Measurement is performed using a wideband RF power meter.
2. The EUT is configured to transmit at its maximum power control level.
3. Measure the average power of the transmitter.
4. Since the measurement is made only during the ON time of the transmitter, no duty cycle correction factor is required.
5. For MIMO mode, calculation method follows FCC KDB 662911 D01 Multiple Transmitter Output v02r01

### 3.2.4 Test Setup



### 3.2.5 Test Result of Maximum Conducted Output Power

Please refer to Appendix A.



### **3.3 Power Spectral Density Measurement**

#### **3.3.1 Limit of Power Spectral Density**

For the band 5.725–5.85 GHz, the maximum power spectral density shall not exceed 30 dBm in any 500-kHz band.

If transmitting antennas of directional gain greater than 6 dBi are used, the peak output power shall be reduced by the amount in dB that the directional gain of the antenna exceeds 6 dBi.

#### **3.3.2 Measuring Instruments**

Please refer to the measuring equipment list in this test report.

### 3.3.3 Test Procedures

The testing follows FCC KDB 789033 D02 General UNII Test Procedures New Rules v02r01.  
Section F) Maximum power spectral density.

#### # Method SA-2 #

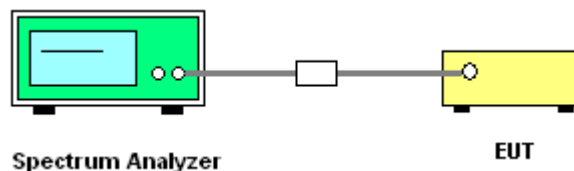
(trace averaging across on and off times of the EUT transmissions, followed by duty cycle correction).

- Measure the duty cycle.
  - Set span to encompass the entire emission bandwidth (EBW) of the signal.
  - Set RBW = 300kHz.
  - Set VBW  $\geq$  1 MHz.
  - Add  $10 \log(500 \text{ kHz/RBW})$  to the measured result, whereas RBW (<500 kHz) is the reduced resolution bandwidth of the spectrum analyzer set during measurement
  - Number of points in sweep  $\geq$  2 Span / RBW.
  - Sweep time = auto.
  - Detector = RMS
  - Trace average at least 100 traces in power averaging mode.
  - Add  $10 \log(1/x)$ , where x is the duty cycle, to the measured power in order to compute the average power during the actual transmission times. For example, add  $10 \log(1/0.25) = 6 \text{ dB}$  if the duty cycle is 25 percent.
1. The RF output of EUT is connected to the spectrum analyzer by a low loss cable.
  2. Each plot has already offset with cable loss, and attenuator loss. Measure the PPSD and record it.
  3. For MIMO mode, calculation method follows FCC KDB 662911 D01 Multiple Transmitter Output v02r01.

Method (c): Measure and add  $10 \log(N_{\text{ANT}})$  dB.

With this technique, spectrum measurements are performed at each output of the device, but rather than summing the spectra or the spectral peaks across the outputs, the quantity  $10 \log(N_{\text{ANT}})$  dB is added to each spectrum value before comparing to the emission limit. The addition of  $10 \log(N_{\text{ANT}})$  dB serves to apportion the emission limit among the  $N_{\text{ANT}}$  outputs so that each output is permitted to contribute no more than  $1/N_{\text{ANT}}^{\text{th}}$  of the PSD limit.

### 3.3.4 Test Setup



### 3.3.5 Test Result of Power Spectral Density

Please refer to Appendix A.

### 3.4 Unwanted Emissions Measurement

This section contains unwanted emissions measurement through radiated measurement for band edge spurious

#### 3.4.1 Limit of Unwanted Emissions

- (1) For transmitters operating in the 5.725-5.85 GHz band:  
 15.407(b)(4)(i) All emissions shall be limited to a level of -27 dBm/MHz at 75 MHz or more above or below the band edge increasing linearly to 10 dBm/MHz at 25 MHz above or below the band edge, and from 25 MHz above or below the band edge increasing linearly to a level of 15.6 dBm/MHz at 5 MHz above or below the band edge, and from 5 MHz above or below the band edge increasing linearly to a level of 27 dBm/MHz at the band edge.
- (2) Unwanted spurious emissions falls in restricted bands shall comply with the general field strength limits as below table,

Frequency (MHz)	Field Strength (microvolts/meter)	Measurement Distance (meters)
0.009 – 0.490	2400/F(kHz)	300
0.490 – 1.705	24000/F(kHz)	30
1.705 – 30.0	30	30
30 – 88	100	3
88 – 216	150	3
216 - 960	200	3
Above 960	500	3

**Note:** The following formula is used to convert the EIRP to field strength.

$$E = \frac{1000000\sqrt{30P}}{3} \mu\text{V/m, where P is the eirp (Watts)}$$

EIRP (dBm)	Field Strength at 3m (dBμV/m)
- 27	68.3

- (3) KDB789033 D02 v02r01 G)2)c)
  - (i) Sections 15.407(b)(1-3) specifies the unwanted emissions limit for the U-NII-1 and U-NII-2 bands. As specified, emissions above 1000 MHz that are outside of the restricted bands are subject to a peak emission limit of -27 dBm/MHz.
  - (ii) Section 15.407(b)(4) specifies the unwanted emissions limit for the U-NII-3 band. A band emissions mask is specified in Section 15.407(b)(4)(i). The emission limits are based on the use of a peak detector.



### 3.4.2 Measuring Instruments

Please refer to the measuring equipment list in this test report.

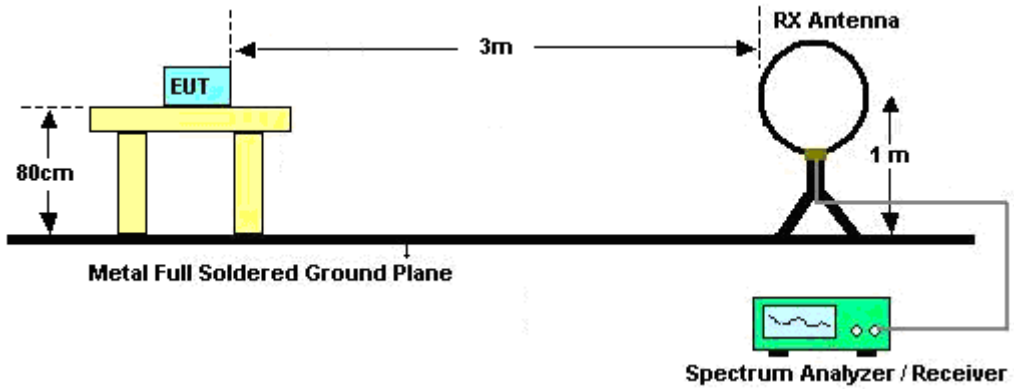
### 3.4.3 Test Procedures

1. The testing follows FCC KDB 789033 D02 General UNII Test Procedures New Rules v02r01. Section G) Unwanted emissions measurement.
  - (1) Procedure for Unwanted Emissions Measurements Below 1000 MHz
    - RBW = 120 kHz
    - VBW = 300 kHz
    - Detector = Peak
    - Trace mode = max hold
  - (2) Procedures for Average Unwanted Emissions Measurements Above 1000 MHz
    - RBW = 1 MHz
    - VBW = 10 Hz, when duty cycle is no less than 98 percent.
    - VBW  $\geq 1/T$ , when duty cycle is less than 98 percent where T is the minimum transmission duration over which the transmitter is on and is transmitting at its maximum power control level for the tested mode of operation.
2. The EUT is placed on a turntable with 0.8 meter for frequency below 1 GHz and 1.5 meter for frequency above 1 GHz respectively above ground.
3. The EUT is set 3 meters away from the receiving antenna which is mounted on the top of a variable height antenna tower.
4. The antenna is a broadband antenna and its height is adjusted between one meter and four meters above ground to find the maximum value of the field strength for both horizontal polarization and vertical polarization of the antenna.
5. For each suspected emission, the EUT is arranged to its worst case and then adjust the antenna tower (from 1 m to 4 m) and turntable (from 0 degree to 360 degrees) to find the maximum reading.
6. Radiated testing below 1 GHz is performed by adjusting the antenna tower from 1 m to 4 m and by rotating the turn table from 0 degree to 360 degrees to find the peak maximum hold reading. When there is no suspected emission found and the emission level is with at least 6 dB margin against QP limit line, the position is marked as “-“.
7. Radiated testing above 1 GHz is performed by adjusting the antenna tower from 1 m to 4 m and by rotating the turn table from 0 degree to 360 degrees to find the peak maximum hold reading for scanning all frequencies. When there is no suspected emission found and the harmonic emission level is with at least 6 dB margin against average limit line, the position is marked as “-“.

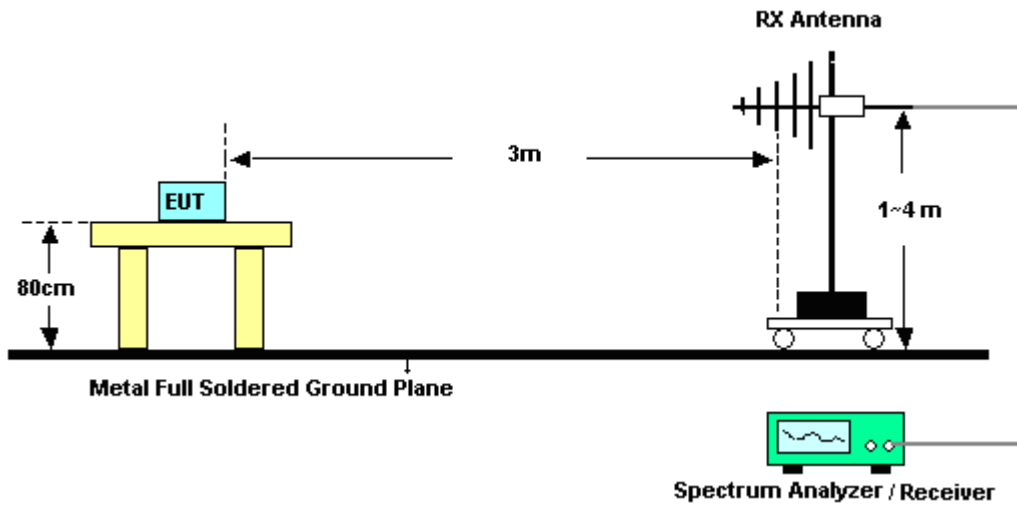


### 3.4.4 Test Setup

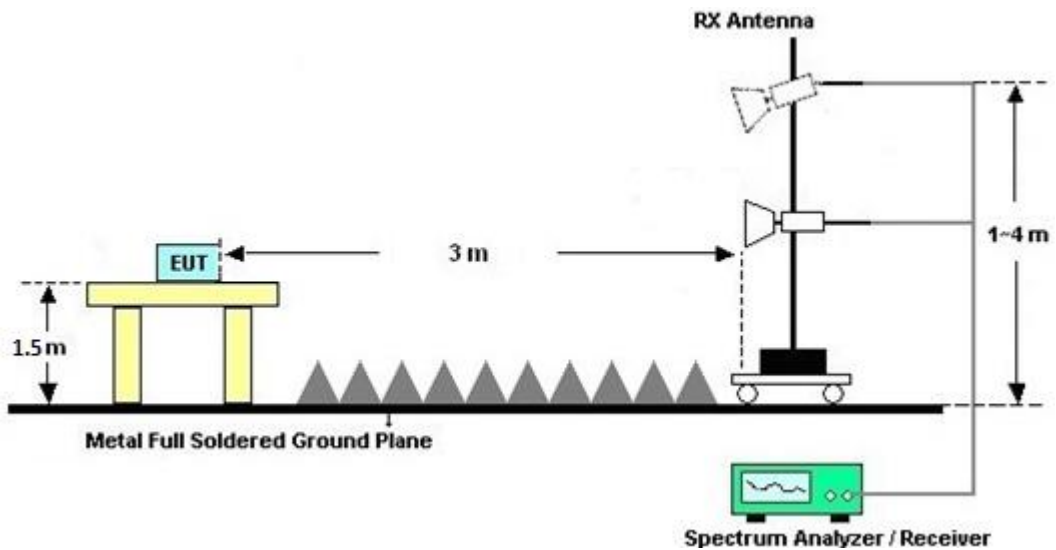
For radiated emissions below 30MHz



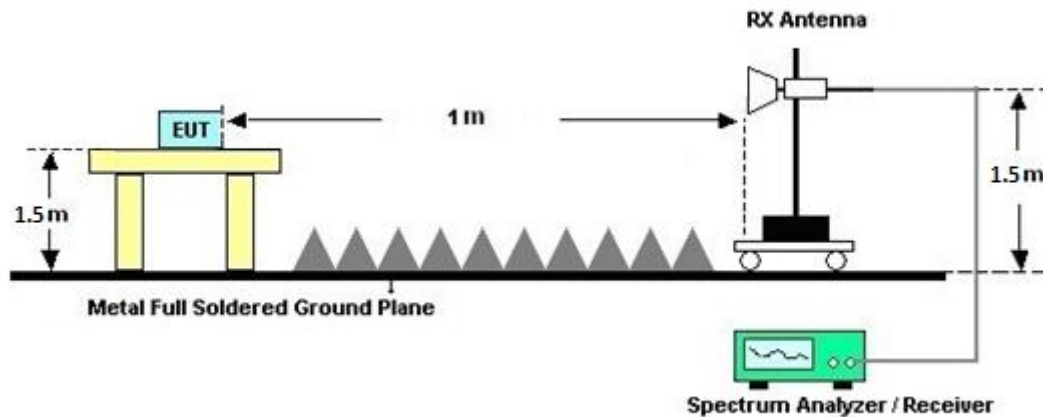
For radiated emissions from 30MHz to 1GHz



For radiated test from 1GHz to 18GHz



For radiated test above 18GHz



### 3.4.5 Test Results of Radiated Emissions (9 kHz ~ 30 MHz)

The low frequency, which starts from 9 kHz to 30 MHz, is pre-scanned and the result which is 20 dB lower than the limit line is not reported.

There is adequate comparison measurement of both open-field test site and alternative test site - semi-Anechoic chamber according to 414788 D01 Radiated Test Site v01r01, and the result came out very similar.

### 3.4.6 Test Result of Radiated Band Edges

Please refer to Appendix C.

### 3.4.7 Duty Cycle

Please refer to Appendix D.

### 3.4.8 Test Result of Unwanted Radiated Emission (30MHz ~ 10th Harmonic)

Please refer to Appendix C.



### 3.5 AC Conducted Emission Measurement

#### 3.5.1 Limit of AC Conducted Emission

For equipment that is designed to be connected to the public utility (AC) power line, the radio frequency voltage that is conducted back onto the AC power line on any frequency or frequencies within the band 150 kHz to 30 MHz shall not exceed the limits in the following table.

Frequency of emission (MHz)	Conducted limit (dB $\mu$ V)	
	Quasi-peak	Average
0.15-0.5	66 to 56*	56 to 46*
0.5-5	56	46
5-30	60	50

\*Decreases with the logarithm of the frequency.

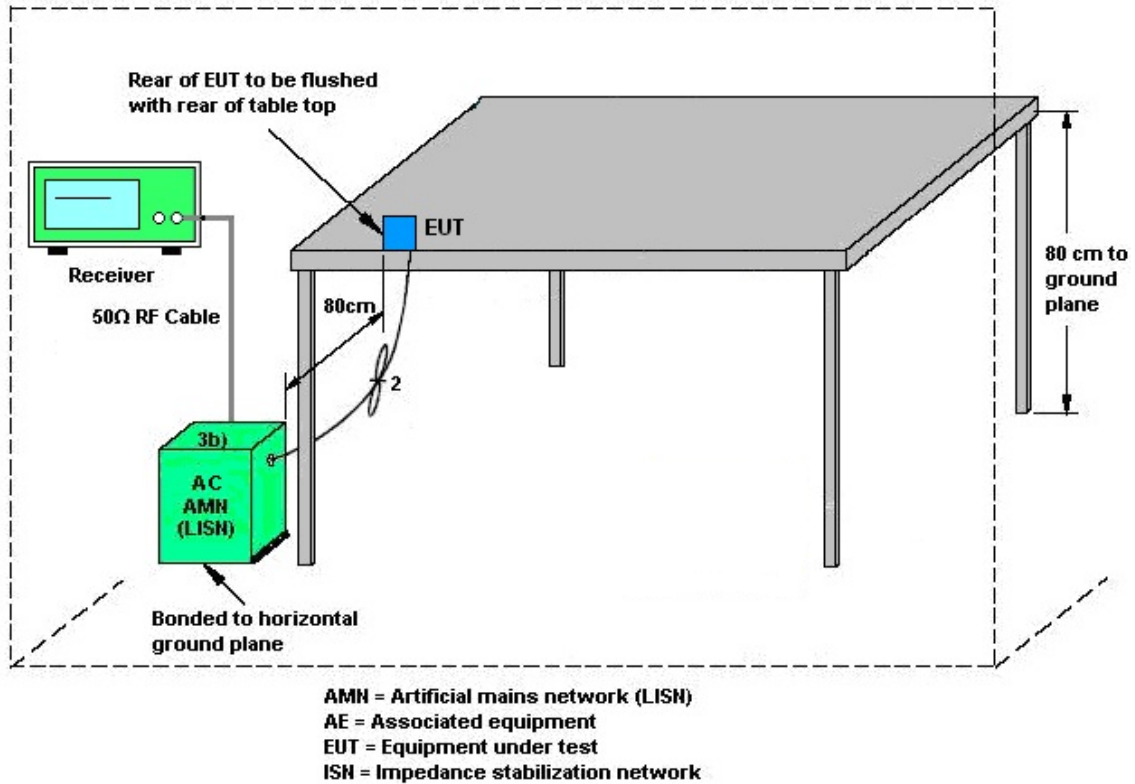
#### 3.5.2 Measuring Instruments

Please refer to the measuring equipment list in this test report.

#### 3.5.3 Test Procedures

1. The EUT is placed 0.4 meter away from the conducting wall of the shielding room, and is kept at least 80 centimeters from any other grounded conducting surface.
2. Connect EUT to the power mains through a line impedance stabilization network (LISN).
3. All the support units are connecting to the other LISN.
4. The LISN provides 50 ohm coupling impedance for the measuring instrument.
5. The FCC states that a 50 ohm, 50 microhenry LISN shall be used.
6. Both Line and Neutral shall be tested in order to find out the maximum conducted emission.
7. The frequency range from 150 kHz to 30 MHz is scanned.
8. Set the test-receiver system to Peak Detect Function and specified bandwidth with Maximum Hold Mode.

### 3.5.4 Test Setup



### 3.5.5 Test Result of AC Conducted Emission

Please refer to Appendix B.



## **3.6 Antenna Requirements**

### **3.6.1 Standard Applicable**

The use of a permanently attached antenna or of an antenna that uses a unique coupling to the intentional radiator shall be considered sufficient to comply with the rule.

### **3.6.2 Antenna Anti-Replacement Construction**

An embedded-in antenna design is used.



## 4 List of Measuring Equipment

Instrument	Brand Name	Model No.	Serial No.	Characteristics	Calibration Date	Test Date	Due Date	Remark
AC Power Source	ACPOWER	AFC-11003G	F317040033	N/A	N/A	May 06, 2024	N/A	Conduction (CO07-HY)
Software	Rohde & Schwarz	EMC32 V10.30	N/A	N/A	N/A	May 06, 2024	N/A	Conduction (CO07-HY)
Pulse Limiter	SCHWARZBECK	VTSD 9561-F N	9561-F N00373	9kHz~200MHz	Oct. 20, 2023	May 06, 2024	Oct. 19, 2024	Conduction (CO07-HY)
RF Cable	HUBER + SUHNER	RG 214/U	1358175	9kHz~30MHz	Mar. 14, 2024	May 06, 2024	Mar. 13, 2025	Conduction (CO07-HY)
Two-Line V-Network	TESEQ	NNB 51	45051	N/A	Mar. 10, 2024	May 06, 2024	Mar. 09, 2025	Conduction (CO07-HY)
Four-Line V-Network	TESEQ	NNB 52	36122	N/A	Mar. 07, 2024	May 06, 2024	Mar. 06, 2025	Conduction (CO07-HY)
EMI Test Receiver	Rohde & Schwarz	ESR3	102317	9kHz~3.6GHz	Sep. 20, 2023	May 06, 2024	Sep. 19, 2024	Conduction (CO07-HY)
Hygrometer	TECPEL	DTM-303A	TP201996	N/A	Nov. 07, 2023	May 25, 2024~ May 29, 2024	Nov. 06, 2024	Conducted (TH05-HY)
Power Sensor	DARE	RPR3006W	17100015SNO36 (NO:35)	10MHz~6GHz	Aug. 23, 2023	May 25, 2024~ May 29, 2024	Aug. 22, 2024	Conducted (TH05-HY)
Signal Analyzer	Rohde & Schwarz	FSV3044	101466	10HZ~44GHZ	Jan. 24, 2024	May 25, 2024~ May 29, 2024	Jan. 23, 2025	Conducted (TH05-HY)
Loop Antenna	Rohde & Schwarz	HFH2-Z2	100488	9kHz~30MHz	Sep. 12, 2023	May 07, 2024~ May 29, 2024	Sep. 11, 2024	Radiation (03CH23-HY)
Bilog Antenna with 6dB pad	TESEQ & WOKEN	CBL 6111D & 00802N1D-06	62028 & 003	N/A	Oct. 15, 2023	May 07, 2024~ May 29, 2024	Oct. 14, 2024	Radiation (03CH23-HY)
Amplifier	SONOMA	310N	421582	N/A	Jul. 15, 2023	May 07, 2024~ May 29, 2024	Jul. 14, 2024	Radiation (03CH23-HY)
Double Ridged Guide Horn Antenna	RFSPIN	DRH18-E	LE2C05A18EN	1GHz~18GHz	Jul. 12, 2023	May 07, 2024~ May 29, 2024	Jul. 11, 2024	Radiation (03CH23-HY)
SHF-EHF Horn Antenna	SCHWARZBECK	BBHA9170	1223	18GHz~40GHz	Jul. 10, 2023	May 07, 2024~ May 29, 2024	Jul. 09, 2024	Radiation (03CH23-HY)
Amplifier	EMEC	EM01G18GA	060878	N/A	Sep. 28, 2023	May 07, 2024~ May 29, 2024	Sep. 27, 2024	Radiation (03CH23-HY)
Preamplifier	EMEC	EM18G40G	060871	18-40GHz	Sep. 06, 2023	May 07, 2024~ May 29, 2024	Sep. 05, 2024	Radiation (03CH23-HY)
Signal Analyzer	Keysight	N9010B	MY62170337	N/A	Aug. 17, 2023	May 07, 2024~ May 29, 2024	Aug. 16, 2024	Radiation (03CH23-HY)
Hygrometer	TECPEL	DTM-303B	TP211542	N/A	Oct. 30, 2023	May 07, 2024~ May 29, 2024	Oct. 29, 2024	Radiation (03CH23-HY)
Controller	EMEC	EM1000	N/A	Control Turn table & Ant Mast	N/A	May 07, 2024~ May 29, 2024	N/A	Radiation (03CH23-HY)
Antenna Mast	ChainTek	MBS-520-1	N/A	1m~4m	N/A	May 07, 2024~ May 29, 2024	N/A	Radiation (03CH23-HY)
Turn Table	ChainTek	T-200-S-1	N/A	0~360 Degree	N/A	May 07, 2024~ May 29, 2024	N/A	Radiation (03CH23-HY)
Software	Audix	E3 6.09824_2019122	RK-002348	N/A	N/A	May 07, 2024~ May 29, 2024	N/A	Radiation (03CH23-HY)
RF Cable	HUBER + SUHNER	SUCOFLEX 102	803951/2	9kHz~30MHz	Mar. 06, 2024	May 07, 2024~ May 29, 2024	Mar. 05, 2025	Radiation (03CH23-HY)
RF Cable	HUBER + SUHNER	SUCOFLEX 102	804395/2	N/A	Nov. 27, 2023	May 07, 2024~ May 29, 2024	Nov. 26, 2024	Radiation (03CH23-HY)
RF Cable	EMC	EMC101Y	231115/231119/231122	N/A	Nov. 27, 2023	May 07, 2024~ May 29, 2024	Nov. 26, 2024	Radiation (03CH23-HY)



## 5 Measurement Uncertainty

### Uncertainty of Conducted Emission Measurement (150kHz ~ 30MHz)

Measuring Uncertainty for a Level of Confidence of 95% ( $U = 2Uc(y)$ )	3.44 dB
---	---------

### Uncertainty of Radiated Emission Measurement (30 MHz ~ 1000 MHz)

Measuring Uncertainty for a Level of Confidence of 95% ( $U = 2Uc(y)$ )	6.5 dB
---	--------

### Uncertainty of Radiated Emission Measurement (1000 MHz ~ 6000 MHz)

Measuring Uncertainty for a Level of Confidence of 95% ( $U = 2Uc(y)$ )	4.6 dB
---	--------

### Uncertainty of Radiated Emission Measurement (6000 MHz ~ 18000 MHz)

Measuring Uncertainty for a Level of Confidence of 95% ( $U = 2Uc(y)$ )	4.6 dB
---	--------

### Uncertainty of Radiated Emission Measurement (18000 MHz ~ 40000 MHz)

Measuring Uncertainty for a Level of Confidence of 95% ( $U = 2Uc(y)$ )	5.3 dB
---	--------

**Appendix A. Test Result of Conducted Test Items**

Test Engineer:	Wei Shun	Temperature:	21~25	°C
Test Date:	2024/5/25~2024/5/29	Relative Humidity:	51~54	%



**TEST RESULTS DATA**  
**6dB and 26dB EBW and 99% OBW**

U-NII-3 single antenna												
Mod.	Data Rate	NTX	CH.	Freq. (MHz)	99% Bandwidth (MHz)		26dB Bandwidth (MHz)		6 dB Bandwidth (MHz)		6 dB Bandwidth Min. Limit (MHz)	Pass/Fail
					Ant 1	Ant 2	Ant 1	Ant 2	Ant 1	Ant 2		
11a	6Mbps	1	149	5745	13.15	16.89	37.23	20.35	15.12	15.10	0.5	Pass
11a	6Mbps	1	157	5785	12.99	17.26	37.22	28.29	15.10	15.07	0.5	Pass
11a	6Mbps	1	165	5825	13.93	16.88	40.34	20.70	15.11	15.13	0.5	Pass

U-NII-3 MIMO												
Mod.	Data Rate	NTX	CH.	Freq. (MHz)	99% Bandwidth (MHz)		26dB Bandwidth (MHz)		6 dB Bandwidth (MHz)		6 dB Bandwidth Min. Limit (MHz)	Pass/Fail
					Ant 1	Ant 2	Ant 1	Ant 2	Ant 1	Ant 2		
HT20	MCS0	2	149	5745	17.74	17.62	20.51	20.55	15.12	16.32	0.5	Pass
HT20	MCS0	2	157	5785	17.79	17.60	20.62	20.20	15.13	15.69	0.5	Pass
HT20	MCS0	2	165	5825	17.72	17.62	20.51	20.51	15.11	15.11	0.5	Pass
HT40	MCS0	2	151	5755	36.57	36.64	42.35	41.90	32.62	35.70	0.5	Pass
HT40	MCS0	2	159	5795	36.55	35.99	41.86	41.15	35.12	33.84	0.5	Pass
VHT80	MCS0	2	155	5775	75.39	75.41	81.70	81.15	73.76	73.79	0.5	Pass

**TEST RESULTS DATA**  
**Average Power Table**

U-NII-3 single antenna												
Mod.	Data Rate	N <sub>TX</sub>	CH.	Freq. (MHz)	Average Conducted Power (dBm)			FCC Conducted Power Limit (dBm)		DG (dBi)		Pass/Fail
					Ant 1	Ant 2	SUM	Ant 1	Ant 2	Ant 1	Ant 2	
11a	6Mbps	1	149	5745	20.20	17.20		30.00	30.00	2.95	3.62	Pass
11a	6Mbps	1	157	5785	19.80	18.50		30.00	30.00	2.95	3.62	Pass
11a	6Mbps	1	165	5825	20.70	16.80		30.00	30.00	2.95	3.62	Pass

U-NII-3 MIMO												
Mod.	Data Rate	N <sub>TX</sub>	CH.	Freq. (MHz)	Average Conducted Power (dBm)			FCC Conducted Power Limit (dBm)		DG (dBi)		Pass/Fail
					Ant 1	Ant 2	SUM	Ant 1	Ant 2	Ant 1	Ant 2	
HT20	MCS0	2	149	5745	13.50	14.40	16.98	30.00		3.62		Pass
HT20	MCS0	2	157	5785	14.00	15.10	17.60	30.00		3.62		Pass
HT20	MCS0	2	165	5825	12.40	13.90	16.22	30.00		3.62		Pass
HT40	MCS0	2	151	5755	16.00	16.60	19.32	30.00		3.62		Pass
HT40	MCS0	2	159	5795	13.80	15.10	17.51	30.00		3.62		Pass
VHT20	MCS0	2	149	5745	13.40	14.30	16.88	30.00		3.62		Pass
VHT20	MCS0	2	157	5785	13.90	15.00	17.50	30.00		3.62		Pass
VHT20	MCS0	2	165	5825	12.30	13.80	16.12	30.00		3.62		Pass
VHT40	MCS0	2	151	5755	15.90	16.50	19.22	30.00		3.62		Pass
VHT40	MCS0	2	159	5795	13.70	15.00	17.41	30.00		3.62		Pass
VHT80	MCS0	2	155	5775	13.90	14.70	17.33	30.00		3.62		Pass

**TEST RESULTS DATA**  
**Power Spectral Density**

U-NII-3 single antenna																
Mod.	Data Rate	NTX	CH.	Freq. (MHz)	Duty Factor (dB)		10log (500kHz /RBW) Factor (dB)		Average Power Density with Duty Factor (dBm/500kHz)			Average PSD Limit (dBm/500kHz)		DG (dBi)		Pass /Fail
					Ant 1	Ant 2	Ant 1	Ant 2	Ant 1	Ant 2	SUM	Ant 1	Ant 2	Ant 1	Ant 2	
11a	6Mbps	1	149	5745	0.20	0.19	2.22	2.22	7.64	4.56		30.00	30.00	2.95	3.62	Pass
11a	6Mbps	1	157	5785	0.20	0.19	2.22	2.22	7.37	5.84		30.00	30.00	2.95	3.62	Pass
11a	6Mbps	1	165	5825	0.20	0.19	2.22	2.22	8.26	4.01		30.00	30.00	2.95	3.62	Pass

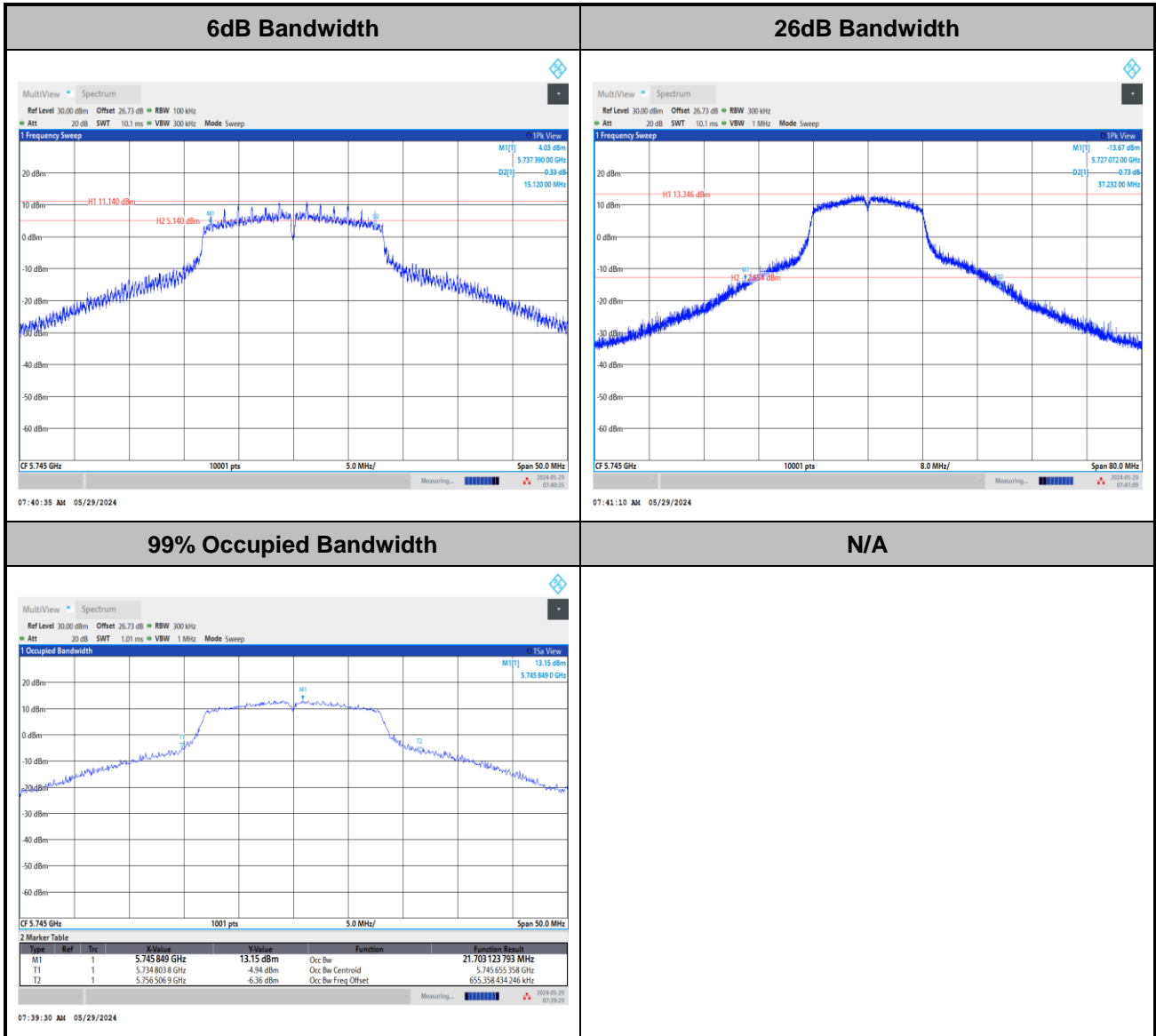
U-NII-3 MIMO																
Mod.	Data Rate	NTX	CH.	Freq. (MHz)	Duty Factor (dB)		10log (500kHz /RBW) Factor (dB)		Average Power Density with Duty Factor (dBm/500kHz)			Average PSD Limit (dBm/500kHz)		DG (dBi)		Pass /Fail
					Ant 1	Ant 2	Ant 1	Ant 2	Ant 1	Ant 2	SUM	Ant 1	Ant 2	Ant 1	Ant 2	
HT20	MCS0	2	149	5745	0.19	0.17	2.22		0.50	1.36	4.37	29.70		6.30		Pass
HT20	MCS0	2	157	5785	0.19	0.17	2.22		1.06	2.13	5.14	29.70		6.30		Pass
HT20	MCS0	2	165	5825	0.19	0.17	2.22		-0.41	1.08	4.09	29.70		6.30		Pass
HT40	MCS0	2	151	5755	0.09	0.09	2.22		-0.06	0.27	3.28	29.70		6.30		Pass
HT40	MCS0	2	159	5795	0.09	0.09	2.22		-2.32	-0.65	2.36	29.70		6.30		Pass
VHT80	MCS0	2	155	5775	0.09	0.09	2.22		-5.13	-4.03	-1.02	29.70		6.30		Pass

Note: PSD Sum = Max PSD(Ant. 1, Ant. 2) + 10 log (n)



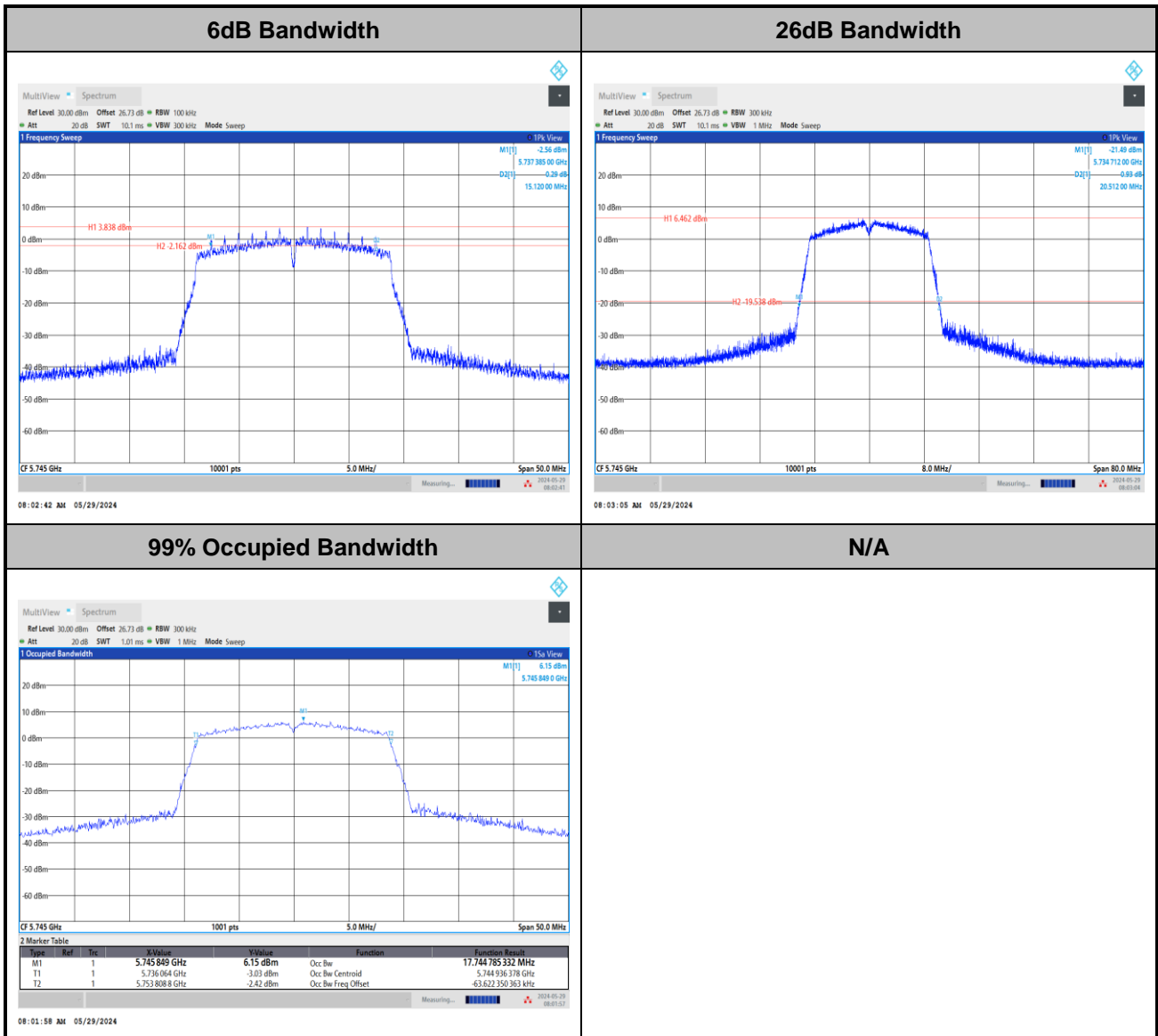
Test Result of 6dB and 26dB and 99% Occupied Bandwidth

<802.11a>



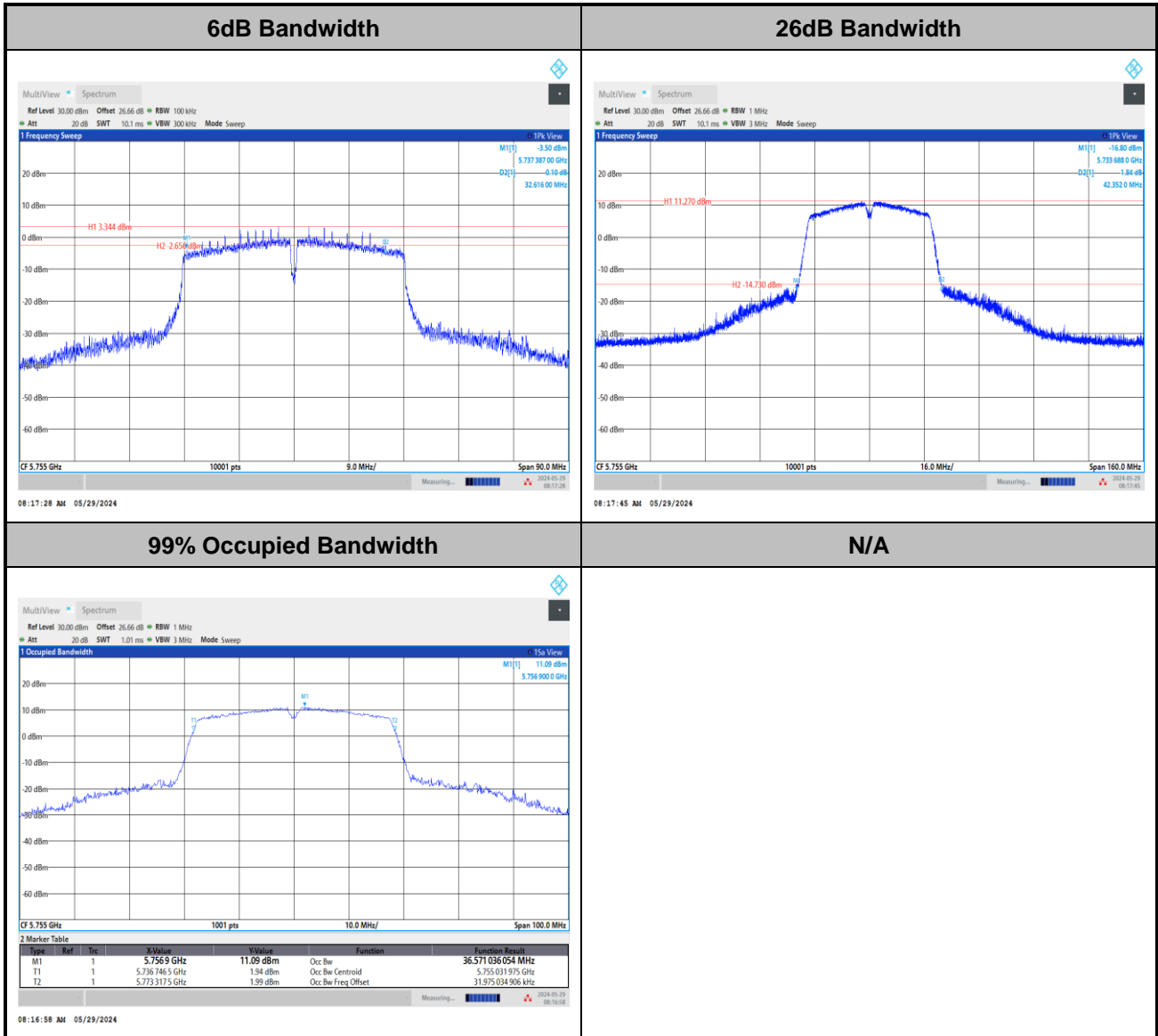


<802.11n HT20>



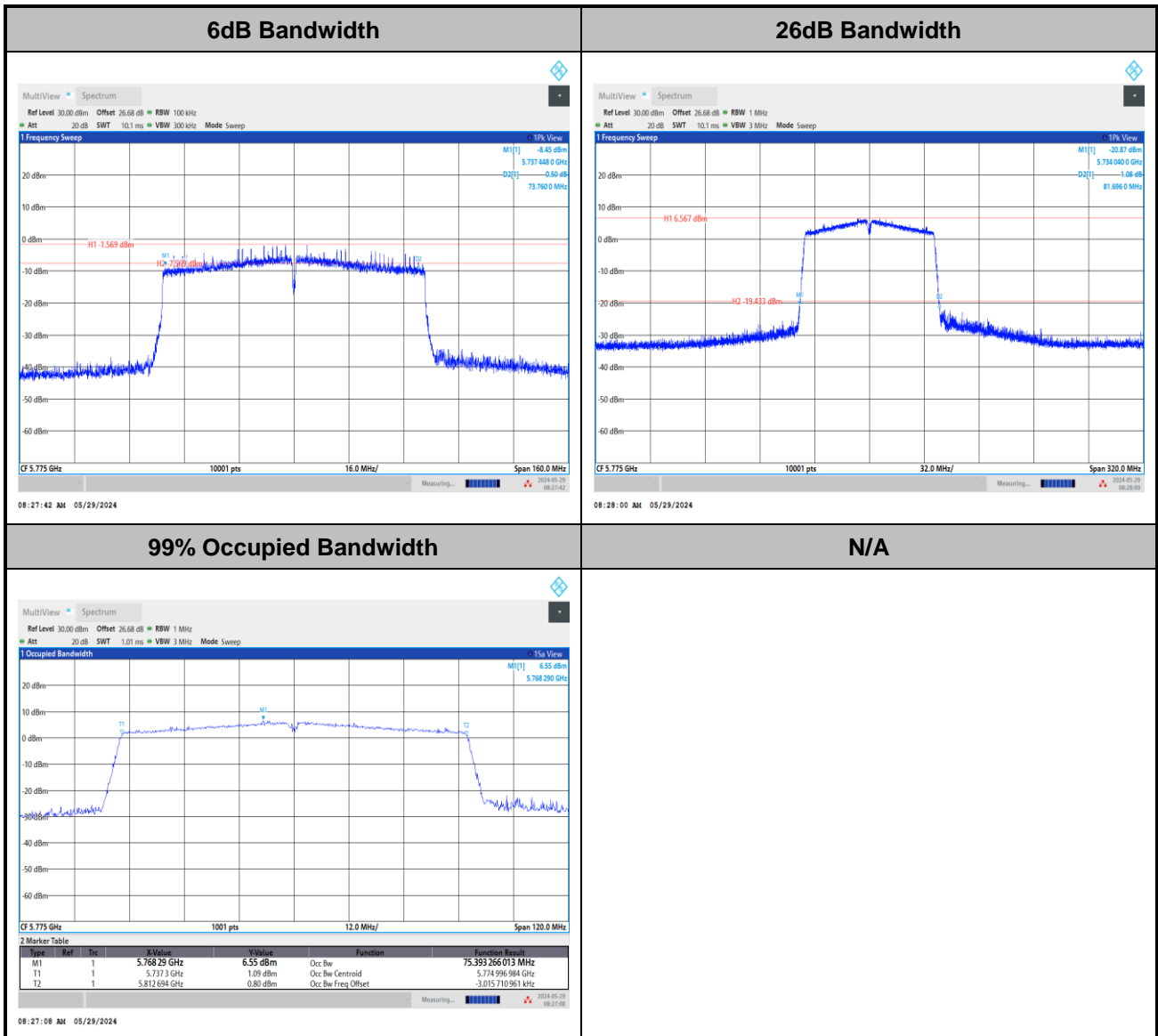


<802.11n HT40>





<802.11ac VHT80>

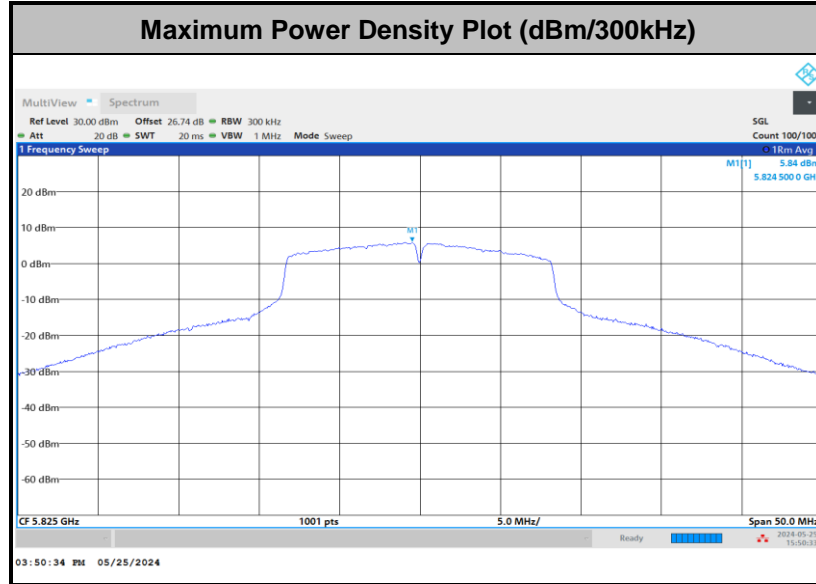




Test Result of Power Spectral Density

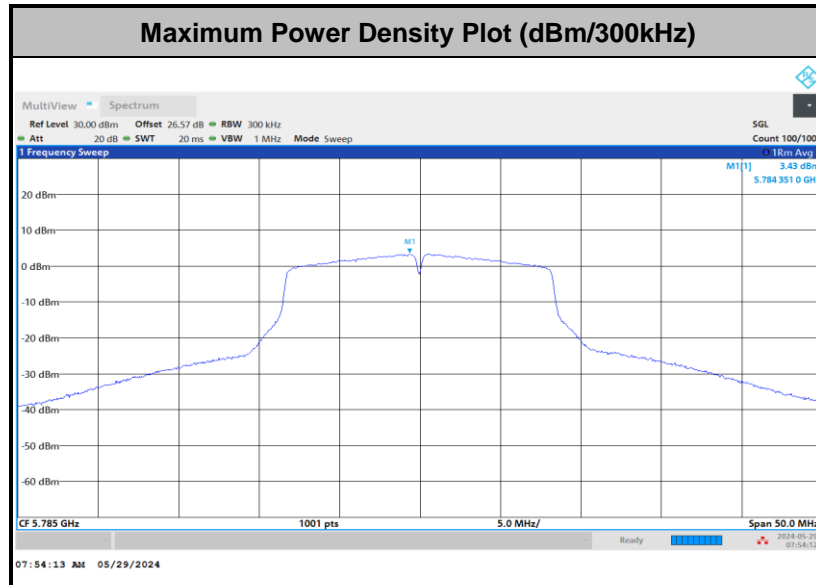
<Ant. 1>

<802.11a>



<Ant. 2>

<802.11a>

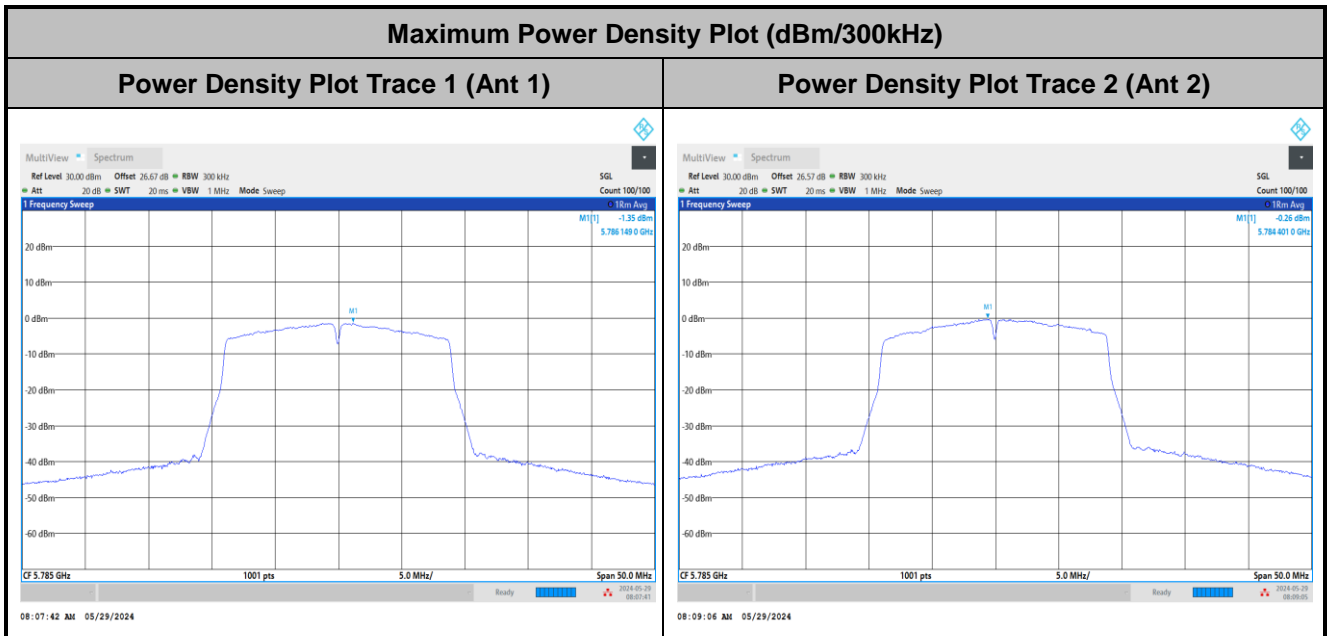




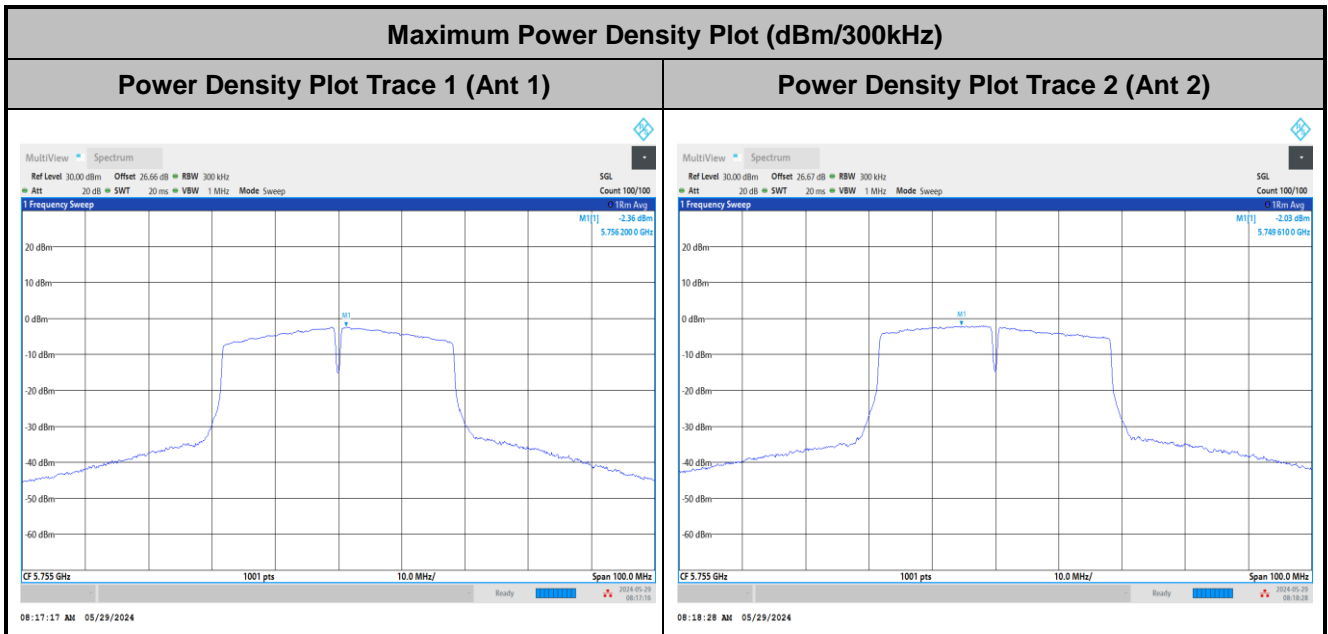


MIMO<Ant. 1+2>

<802.11n HT20>

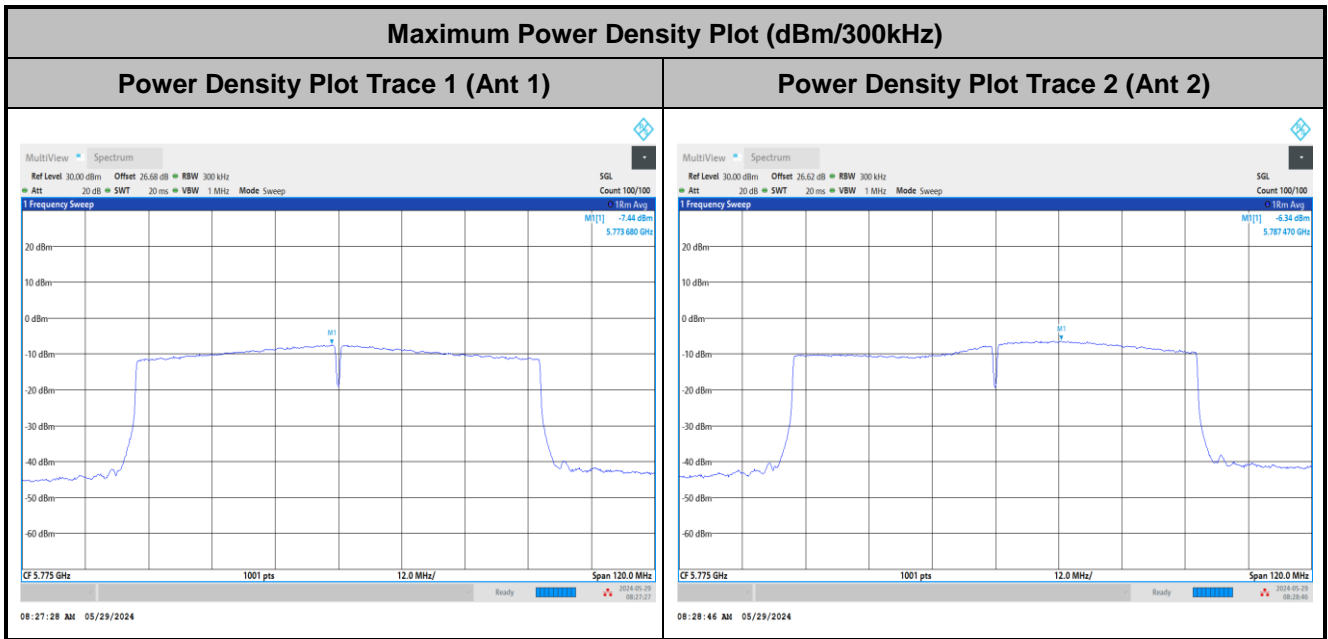


<802.11n HT40>





<802.11ac VHT80>





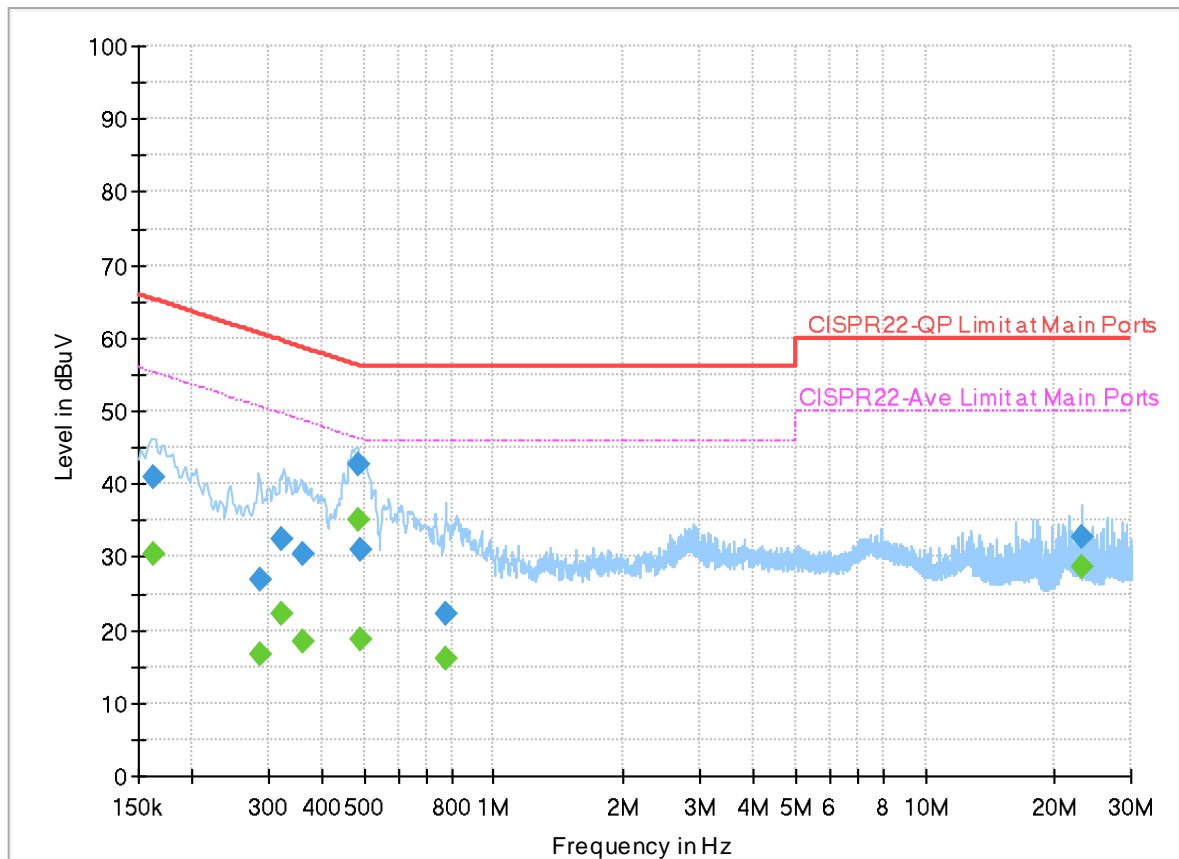
## Appendix B. AC Conducted Emission Test Results

Test Engineer :	Louis Chung	Temperature :	23.7~25.6°C
		Relative Humidity :	43.6~51.8%

## EUT Information

Report NO : 441123  
 Test Mode : Mode 1  
 Test Voltage : 120Vac/60Hz  
 Phase : Line

Full Spectrum



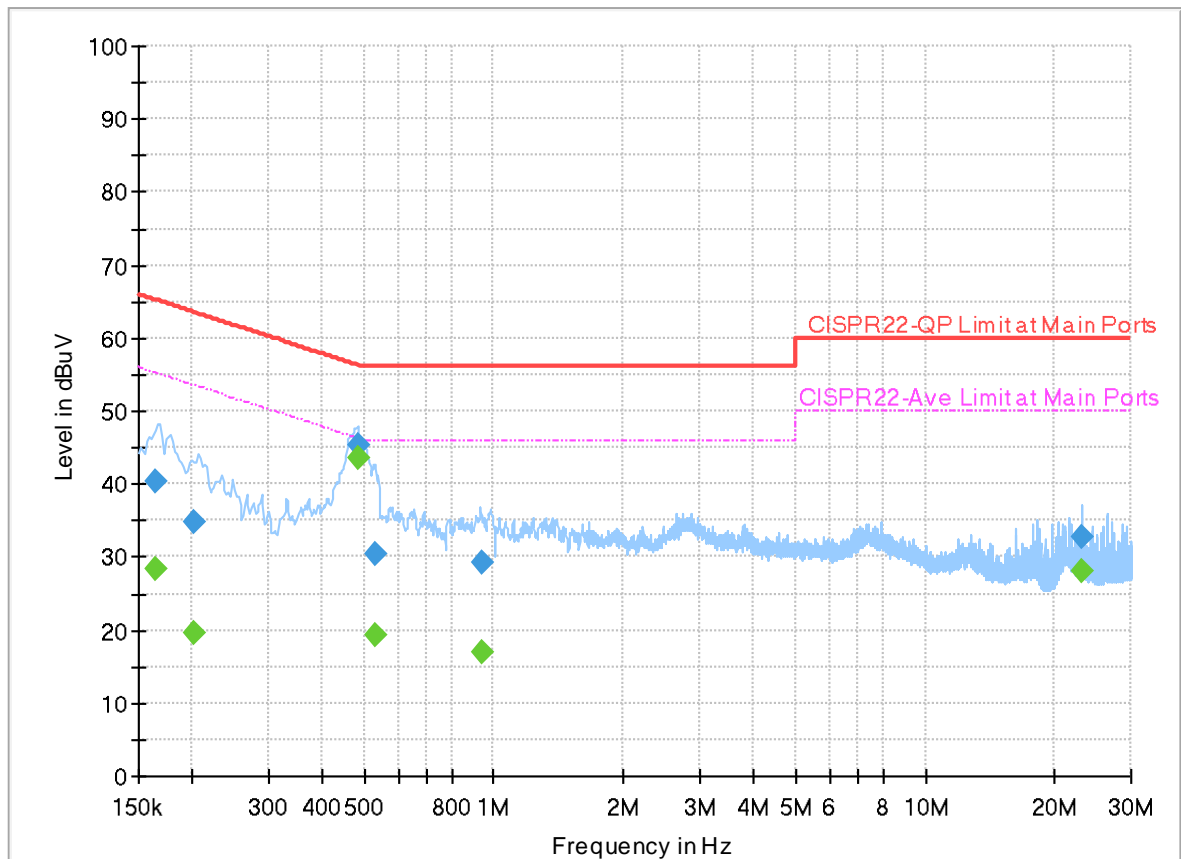
## Final\_Result

Frequency (MHz)	QuasiPeak (dBuV)	CAverage (dBuV)	Limit (dBuV)	Margin (dB)	Line	Filter	Corr. (dB)
0.163230	---	30.31	55.30	24.99	L1	OFF	19.9
0.163230	40.95	---	65.30	24.35	L1	OFF	19.9
0.286440	---	16.55	50.63	34.08	L1	OFF	19.9
0.286440	26.89	---	60.63	33.74	L1	OFF	19.9
0.321000	---	22.26	49.68	27.42	L1	OFF	19.9
0.321000	32.37	---	59.68	27.31	L1	OFF	19.9
0.362400	---	18.32	48.67	30.35	L1	OFF	19.9
0.362400	30.40	---	58.67	28.27	L1	OFF	19.9
0.483000	---	35.09	46.29	11.20	L1	OFF	19.9
0.483000	42.59	---	56.29	13.70	L1	OFF	19.9
0.492450	---	18.85	46.13	27.28	L1	OFF	19.9
0.492450	31.04	---	56.13	25.09	L1	OFF	19.9
0.777750	---	15.94	46.00	30.06	L1	OFF	19.9
0.777750	22.17	---	56.00	33.83	L1	OFF	19.9
23.128620	---	28.63	50.00	21.37	L1	OFF	20.1
23.128620	32.70	---	60.00	27.30	L1	OFF	20.1

## EUT Information

Report NO : 441123  
 Test Mode : Mode 1  
 Test Voltage : 120Vac/60Hz  
 Phase : Neutral

Full Spectrum



## Final\_Result

Frequency (MHz)	QuasiPeak (dBuV)	CAverage (dBuV)	Limit (dBuV)	Margin (dB)	Line	Filter	Corr. (dB)
0.163500	---	28.47	55.28	26.81	N	OFF	19.9
0.163500	40.23	---	65.28	25.05	N	OFF	19.9
0.201750	---	19.60	53.54	33.94	N	OFF	19.9
0.201750	34.69	---	63.54	28.85	N	OFF	19.9
0.484440	---	43.44	46.26	2.82	N	OFF	19.9
0.484440	45.30	---	56.26	10.96	N	OFF	19.9
0.532500	---	19.17	46.00	26.83	N	OFF	19.9
0.532500	30.30	---	56.00	25.70	N	OFF	19.9
0.935250	---	16.98	46.00	29.02	N	OFF	19.9
0.935250	29.38	---	56.00	26.62	N	OFF	19.9
23.128260	---	28.18	50.00	21.82	N	OFF	20.2
23.128260	32.86	---	60.00	27.14	N	OFF	20.2



## Appendix C. Radiated Spurious Emission Test Data

Test Engineer :	Leo Li and Lucifer Jiang	Temperature :	21.7~22.5°C
		Relative Humidity :	51~57%

<Ant. 1>

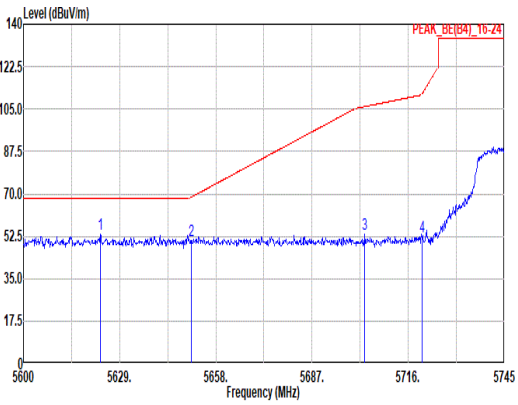
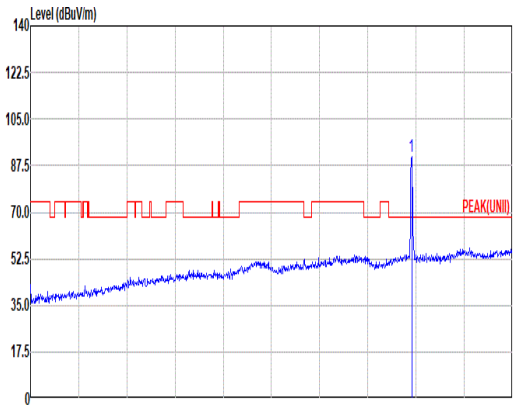
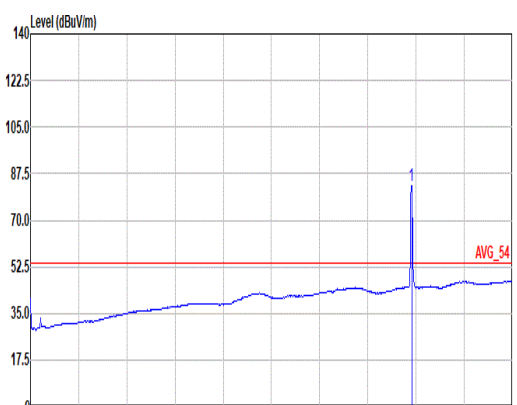
### C1. Radiated Spurious Emission Test Modes

Mode	Band	Band (GHz)	Antenna	Modulation	Channel	Frequency	Data Rate	RU	Remark
Mode 48	U-NII-3	5.725-5.85	1	802.11a	149	5745	6Mbps	-	-
Mode 49	U-NII-3	5.725-5.85	1	802.11a	157	5785	6Mbps	-	-
Mode 50	U-NII-3	5.725-5.85	1	802.11a	165	5825	6Mbps	-	-
Mode 54	U-NII-3	5.725-5.85	1	802.11a	165	5825	6Mbps	-	LF
Mode 55	U-NII-3	5.725-5.85	1	802.11a	165	5825	6Mbps	-	SHF

### C2. Summary of each worse mode

Mode	Modulation	Ch.	Freq. (MHz)	Level (dBuV/m)	Limit (dBuV/m)	Margin (dB)	Pol.	Peak Avg.	Result	RU	Remark
48	802.11a	149	5645.10	58.84	68.20	-9.36	V	Peak	Pass	-	Band Edge
	802.11a	149	17235.00	66.88	68.20	-1.32	V	Peak	Pass	-	Harmonic
49	802.11a	157	5619.98	55.03	68.20	-13.17	V	Peak	Pass	-	Band Edge
	802.11a	157	17355.00	67.29	68.20	-0.91	V	Peak	Pass	-	Harmonic
50	802.11a	165	5932.00	53.98	68.20	-14.22	V	Peak	Pass	-	Band Edge
	802.11a	165	17475.00	67.65	68.20	-0.55	V	Peak	Pass	-	Harmonic
54	WLAN Tx LF	165	958.29	33.48	46.00	-12.52	V	Peak	Pass	-	LF
55	WLAN Tx SHF	165	39371.85	46.90	74.00	-27.10	H	Peak	Pass	-	SHF



	48																																																																																																										
Mode	Band Edge																																																																																																										
	U-NII-3_5.725-5.85_802.11a_CH149_5745MHz																																																																																																										
ANT	1																																																																																																										
Pol.	Horizontal	Fundamental																																																																																																									
Peak	 <p>Level (dBuV/m)</p> <p>Frequency (MHz)</p> <p>PEAK_BE(B4)_16-24</p> <p>Site : 03CH23-HY Condition: PEAK_BE(B4)_16-24 3m DRH18-E_LE2C05A18EN_230712 HORIZONTAL : RBW:1000.000kHz VBW:3000.000kHz SWT:Auto</p> <table border="1"> <thead> <tr> <th></th> <th>Limit</th> <th>Read</th> <th>Ant</th> <th>Cable</th> <th>Preamp</th> <th>Aux</th> <th>APos</th> <th>TPos</th> <th>Remark</th> </tr> <tr> <th>Freq</th> <th>Level</th> <th>Line Margin</th> <th>Level</th> <th>Factor</th> <th>Loss Factor</th> <th>Factor</th> <th>dB</th> <th>cm</th> <th>deg</th> </tr> </thead> <tbody> <tr> <td>1</td> <td>5623.20</td> <td>53.37</td> <td>68.20</td> <td>-14.83</td> <td>38.60</td> <td>33.24</td> <td>11.18</td> <td>33.81</td> <td>4.16</td> <td>201</td> <td>360</td> <td>PEAK</td> </tr> <tr> <td>2</td> <td>5650.61</td> <td>50.94</td> <td>68.65</td> <td>-17.71</td> <td>36.06</td> <td>33.40</td> <td>11.14</td> <td>33.83</td> <td>4.17</td> <td>201</td> <td>360</td> <td>PEAK</td> </tr> <tr> <td>3</td> <td>5702.95</td> <td>53.43</td> <td>106.03</td> <td>-52.60</td> <td>38.34</td> <td>33.71</td> <td>11.06</td> <td>33.86</td> <td>4.18</td> <td>201</td> <td>360</td> <td>PEAK</td> </tr> <tr> <td>4</td> <td>5720.21</td> <td>52.35</td> <td>111.27</td> <td>-58.92</td> <td>37.23</td> <td>33.78</td> <td>11.03</td> <td>33.87</td> <td>4.18</td> <td>201</td> <td>360</td> <td>PEAK</td> </tr> </tbody> </table>		Limit	Read	Ant	Cable	Preamp	Aux	APos	TPos	Remark	Freq	Level	Line Margin	Level	Factor	Loss Factor	Factor	dB	cm	deg	1	5623.20	53.37	68.20	-14.83	38.60	33.24	11.18	33.81	4.16	201	360	PEAK	2	5650.61	50.94	68.65	-17.71	36.06	33.40	11.14	33.83	4.17	201	360	PEAK	3	5702.95	53.43	106.03	-52.60	38.34	33.71	11.06	33.86	4.18	201	360	PEAK	4	5720.21	52.35	111.27	-58.92	37.23	33.78	11.03	33.87	4.18	201	360	PEAK	 <p>Level (dBuV/m)</p> <p>Frequency (MHz)</p> <p>PEAK(UNI)</p> <p>Site : 03CH23-HY Condition: PEAK(UNI) 3m DRH18-E_LE2C05A18EN_230712 HORIZONTAL : RBW:1000.000kHz VBW:3000.000kHz SWT:Auto</p> <table border="1"> <thead> <tr> <th></th> <th>Limit</th> <th>Read</th> <th>Ant</th> <th>Cable</th> <th>Preamp</th> <th>Aux</th> <th>APos</th> <th>TPos</th> <th>Remark</th> </tr> <tr> <th>Freq</th> <th>Level</th> <th>Line Margin</th> <th>Level</th> <th>Factor</th> <th>Loss Factor</th> <th>Factor</th> <th>dB</th> <th>cm</th> <th>deg</th> </tr> </thead> <tbody> <tr> <td>1</td> <td>5745.00</td> <td>90.98</td> <td>-----</td> <td>-----</td> <td>75.81</td> <td>33.88</td> <td>10.99</td> <td>33.89</td> <td>4.19</td> <td>201</td> <td>360</td> <td>PEAK</td> </tr> </tbody> </table>		Limit	Read	Ant	Cable	Preamp	Aux	APos	TPos	Remark	Freq	Level	Line Margin	Level	Factor	Loss Factor	Factor	dB	cm	deg	1	5745.00	90.98	-----	-----	75.81	33.88	10.99	33.89	4.19	201	360	PEAK
		Limit	Read	Ant	Cable	Preamp	Aux	APos	TPos	Remark																																																																																																	
Freq	Level	Line Margin	Level	Factor	Loss Factor	Factor	dB	cm	deg																																																																																																		
1	5623.20	53.37	68.20	-14.83	38.60	33.24	11.18	33.81	4.16	201	360	PEAK																																																																																															
2	5650.61	50.94	68.65	-17.71	36.06	33.40	11.14	33.83	4.17	201	360	PEAK																																																																																															
3	5702.95	53.43	106.03	-52.60	38.34	33.71	11.06	33.86	4.18	201	360	PEAK																																																																																															
4	5720.21	52.35	111.27	-58.92	37.23	33.78	11.03	33.87	4.18	201	360	PEAK																																																																																															
	Limit	Read	Ant	Cable	Preamp	Aux	APos	TPos	Remark																																																																																																		
Freq	Level	Line Margin	Level	Factor	Loss Factor	Factor	dB	cm	deg																																																																																																		
1	5745.00	90.98	-----	-----	75.81	33.88	10.99	33.89	4.19	201	360	PEAK																																																																																															
Avg.	Blank	 <p>Level (dBuV/m)</p> <p>Frequency (MHz)</p> <p>AVG_54</p> <p>Site : 03CH23-HY Condition: AVG_54 3m DRH18-E_LE2C05A18EN_230712 HORIZONTAL : RBW:1000.000kHz VBW:0.750kHz SWT:Auto</p> <table border="1"> <thead> <tr> <th></th> <th>Limit</th> <th>Read</th> <th>Ant</th> <th>Cable</th> <th>Preamp</th> <th>Aux</th> <th>APos</th> <th>TPos</th> <th>Remark</th> </tr> <tr> <th>Freq</th> <th>Level</th> <th>Line Margin</th> <th>Level</th> <th>Factor</th> <th>Loss Factor</th> <th>Factor</th> <th>dB</th> <th>cm</th> <th>deg</th> </tr> </thead> <tbody> <tr> <td>1</td> <td>5745.00</td> <td>83.09</td> <td>-----</td> <td>-----</td> <td>67.92</td> <td>33.88</td> <td>10.99</td> <td>33.89</td> <td>4.19</td> <td>201</td> <td>360</td> <td>AVERAGE</td> </tr> </tbody> </table>		Limit	Read	Ant	Cable	Preamp	Aux	APos	TPos	Remark	Freq	Level	Line Margin	Level	Factor	Loss Factor	Factor	dB	cm	deg	1	5745.00	83.09	-----	-----	67.92	33.88	10.99	33.89	4.19	201	360	AVERAGE																																																																								
	Limit	Read	Ant	Cable	Preamp	Aux	APos	TPos	Remark																																																																																																		
Freq	Level	Line Margin	Level	Factor	Loss Factor	Factor	dB	cm	deg																																																																																																		
1	5745.00	83.09	-----	-----	67.92	33.88	10.99	33.89	4.19	201	360	AVERAGE																																																																																															



Mode	48																																																																																																																						
	Band Edge																																																																																																																						
	U-NII-3_5.725-5.85_802.11a_CH149_5745MHz																																																																																																																						
ANT	1																																																																																																																						
Pol.	Vertical	Fundamental																																																																																																																					
Peak	<p>Site : 03CH23-HY Condition: PEAK_BE(B4)_16-24 3m DRH18-E_LE2C05A18EN_230712 VERTICAL : RBW:1000.000kHz VBW:3000.000kHz SWT:Auto</p> <table border="1"> <thead> <tr> <th>Peak</th> <th>Freq</th> <th>Level</th> <th>Limit</th> <th>Line Margin</th> <th>Read Level</th> <th>Ant Factor</th> <th>Cable Loss</th> <th>Preamp Factor</th> <th>Aux Factor</th> <th>APos</th> <th>TPos</th> <th>Remark</th> </tr> <tr> <th></th> <th>MHz</th> <th>dBuV/m</th> <th>dBuV/m</th> <th>dB</th> <th>dBuV</th> <th>dB/m</th> <th>dB</th> <th>dB</th> <th>dB</th> <th>cm</th> <th>deg</th> <th></th> </tr> </thead> <tbody> <tr> <td>1</td> <td>5645.10</td> <td>58.84</td> <td>68.20</td> <td>-9.36</td> <td>43.98</td> <td>33.37</td> <td>11.15</td> <td>33.83</td> <td>4.17</td> <td>302</td> <td>338</td> <td>PEAK</td> </tr> <tr> <td>2</td> <td>5651.19</td> <td>57.18</td> <td>69.08</td> <td>-11.90</td> <td>42.29</td> <td>33.41</td> <td>11.14</td> <td>33.83</td> <td>4.17</td> <td>302</td> <td>338</td> <td>PEAK</td> </tr> <tr> <td>3</td> <td>5717.02</td> <td>78.71</td> <td>109.97</td> <td>-31.26</td> <td>63.59</td> <td>33.77</td> <td>11.04</td> <td>33.87</td> <td>4.18</td> <td>302</td> <td>338</td> <td>PEAK</td> </tr> <tr> <td>4</td> <td>5720.06</td> <td>81.21</td> <td>110.94</td> <td>-29.73</td> <td>66.09</td> <td>33.78</td> <td>11.03</td> <td>33.87</td> <td>4.18</td> <td>302</td> <td>338</td> <td>PEAK</td> </tr> </tbody> </table>	Peak	Freq	Level	Limit	Line Margin	Read Level	Ant Factor	Cable Loss	Preamp Factor	Aux Factor	APos	TPos	Remark		MHz	dBuV/m	dBuV/m	dB	dBuV	dB/m	dB	dB	dB	cm	deg		1	5645.10	58.84	68.20	-9.36	43.98	33.37	11.15	33.83	4.17	302	338	PEAK	2	5651.19	57.18	69.08	-11.90	42.29	33.41	11.14	33.83	4.17	302	338	PEAK	3	5717.02	78.71	109.97	-31.26	63.59	33.77	11.04	33.87	4.18	302	338	PEAK	4	5720.06	81.21	110.94	-29.73	66.09	33.78	11.03	33.87	4.18	302	338	PEAK	<p>Site : 03CH23-HY Condition: PEAK(UNII) 3m DRH18-E_LE2C05A18EN_230712 VERTICAL : RBW:1000.000kHz VBW:3000.000kHz SWT:Auto</p> <table border="1"> <thead> <tr> <th>Peak</th> <th>Freq</th> <th>Level</th> <th>Limit</th> <th>Line Margin</th> <th>Read Level</th> <th>Ant Factor</th> <th>Cable Loss</th> <th>Preamp Factor</th> <th>Aux Factor</th> <th>APos</th> <th>TPos</th> <th>Remark</th> </tr> <tr> <th></th> <th>MHz</th> <th>dBuV/m</th> <th>dBuV/m</th> <th>dB</th> <th>dBuV</th> <th>dB/m</th> <th>dB</th> <th>dB</th> <th>dB</th> <th>cm</th> <th>deg</th> <th></th> </tr> </thead> <tbody> <tr> <td>1</td> <td>5745.00</td> <td>117.46</td> <td>-----</td> <td>-----</td> <td>102.29</td> <td>33.86</td> <td>11.00</td> <td>33.88</td> <td>4.19</td> <td>302</td> <td>338</td> <td>PEAK</td> </tr> </tbody> </table>	Peak	Freq	Level	Limit	Line Margin	Read Level	Ant Factor	Cable Loss	Preamp Factor	Aux Factor	APos	TPos	Remark		MHz	dBuV/m	dBuV/m	dB	dBuV	dB/m	dB	dB	dB	cm	deg		1	5745.00	117.46	-----	-----	102.29	33.86	11.00	33.88	4.19	302	338	PEAK
	Peak	Freq	Level	Limit	Line Margin	Read Level	Ant Factor	Cable Loss	Preamp Factor	Aux Factor	APos	TPos	Remark																																																																																																										
	MHz	dBuV/m	dBuV/m	dB	dBuV	dB/m	dB	dB	dB	cm	deg																																																																																																												
1	5645.10	58.84	68.20	-9.36	43.98	33.37	11.15	33.83	4.17	302	338	PEAK																																																																																																											
2	5651.19	57.18	69.08	-11.90	42.29	33.41	11.14	33.83	4.17	302	338	PEAK																																																																																																											
3	5717.02	78.71	109.97	-31.26	63.59	33.77	11.04	33.87	4.18	302	338	PEAK																																																																																																											
4	5720.06	81.21	110.94	-29.73	66.09	33.78	11.03	33.87	4.18	302	338	PEAK																																																																																																											
Peak	Freq	Level	Limit	Line Margin	Read Level	Ant Factor	Cable Loss	Preamp Factor	Aux Factor	APos	TPos	Remark																																																																																																											
	MHz	dBuV/m	dBuV/m	dB	dBuV	dB/m	dB	dB	dB	cm	deg																																																																																																												
1	5745.00	117.46	-----	-----	102.29	33.86	11.00	33.88	4.19	302	338	PEAK																																																																																																											
Avg.	Blank	<p>Site : 03CH23-HY Condition: AVG_54 3m DRH18-E_LE2C05A18EN_230712 VERTICAL : RBW:1000.000kHz VBW:0.750kHz SWT:Auto</p> <table border="1"> <thead> <tr> <th>Peak</th> <th>Freq</th> <th>Level</th> <th>Limit</th> <th>Line Margin</th> <th>Read Level</th> <th>Ant Factor</th> <th>Cable Loss</th> <th>Preamp Factor</th> <th>Aux Factor</th> <th>APos</th> <th>TPos</th> <th>Remark</th> </tr> <tr> <th></th> <th>MHz</th> <th>dBuV/m</th> <th>dBuV/m</th> <th>dB</th> <th>dBuV</th> <th>dB/m</th> <th>dB</th> <th>dB</th> <th>dB</th> <th>cm</th> <th>deg</th> <th></th> </tr> </thead> <tbody> <tr> <td>1</td> <td>5745.00</td> <td>109.64</td> <td>-----</td> <td>-----</td> <td>94.47</td> <td>33.88</td> <td>10.99</td> <td>33.89</td> <td>4.19</td> <td>302</td> <td>338</td> <td>AVERAGE</td> </tr> </tbody> </table>	Peak	Freq	Level	Limit	Line Margin	Read Level	Ant Factor	Cable Loss	Preamp Factor	Aux Factor	APos	TPos	Remark		MHz	dBuV/m	dBuV/m	dB	dBuV	dB/m	dB	dB	dB	cm	deg		1	5745.00	109.64	-----	-----	94.47	33.88	10.99	33.89	4.19	302	338	AVERAGE																																																																														
Peak	Freq	Level	Limit	Line Margin	Read Level	Ant Factor	Cable Loss	Preamp Factor	Aux Factor	APos	TPos	Remark																																																																																																											
	MHz	dBuV/m	dBuV/m	dB	dBuV	dB/m	dB	dB	dB	cm	deg																																																																																																												
1	5745.00	109.64	-----	-----	94.47	33.88	10.99	33.89	4.19	302	338	AVERAGE																																																																																																											



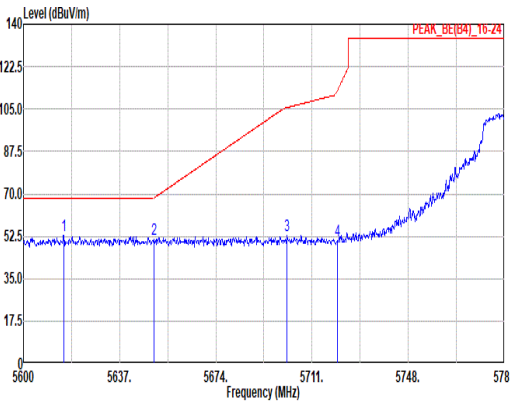
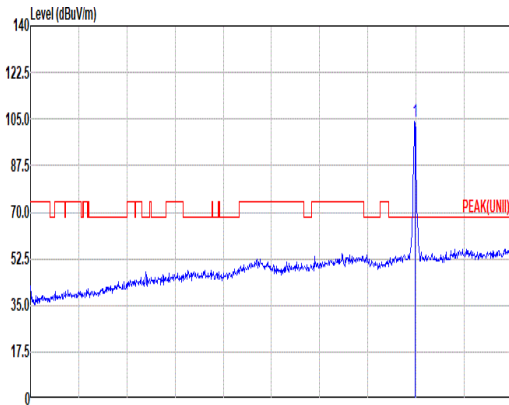
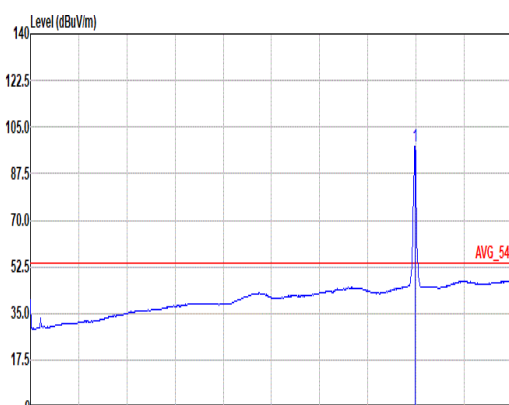


Mode	48																																																																																																																											
	Harmonic																																																																																																																											
	U-NII-3_5.725-5.85_802.11a_CH149_5745MHz																																																																																																																											
ANT	1																																																																																																																											
Pol.	Horizontal	Vertical																																																																																																																										
Peak Avg.	<p>Site : 03CH23-HY Condition: PEAK(UNII) 3m DRH18-E_LE2C05A18EN_230712 HORIZONTAL</p> <table border="1"> <thead> <tr> <th>Limit</th> <th>Read</th> <th>Ant</th> <th>Cable</th> <th>Preamp</th> <th>Aux</th> <th>APos</th> <th>TPos</th> <th>Remark</th> </tr> <tr> <th>Freq</th> <th>Level</th> <th>Line Margin</th> <th>Level</th> <th>Factor</th> <th>Loss Factor</th> <th>Factor</th> <th></th> <th></th> </tr> <tr> <th>MHz</th> <th>dBuV/m</th> <th>dBuV/m</th> <th>dB</th> <th>dBuV</th> <th>dB/m</th> <th>dB</th> <th>dB</th> <th>cm</th> <th>deg</th> </tr> </thead> <tbody> <tr> <td>1 11490.00</td> <td>56.75</td> <td>74.00</td> <td>-17.25</td> <td>40.03</td> <td>38.52</td> <td>15.63</td> <td>39.63</td> <td>2.20</td> <td>188</td> <td>17 Peak</td> </tr> <tr> <td>2 11490.00</td> <td>48.70</td> <td>54.00</td> <td>-5.30</td> <td>31.98</td> <td>38.52</td> <td>15.63</td> <td>39.63</td> <td>2.20</td> <td>188</td> <td>17 Average</td> </tr> <tr> <td>3 17235.00</td> <td>63.80</td> <td>68.20</td> <td>-4.40</td> <td>47.67</td> <td>39.97</td> <td>18.97</td> <td>46.14</td> <td>3.33</td> <td>211</td> <td>317 Peak</td> </tr> </tbody> </table>	Limit	Read	Ant	Cable	Preamp	Aux	APos	TPos	Remark	Freq	Level	Line Margin	Level	Factor	Loss Factor	Factor			MHz	dBuV/m	dBuV/m	dB	dBuV	dB/m	dB	dB	cm	deg	1 11490.00	56.75	74.00	-17.25	40.03	38.52	15.63	39.63	2.20	188	17 Peak	2 11490.00	48.70	54.00	-5.30	31.98	38.52	15.63	39.63	2.20	188	17 Average	3 17235.00	63.80	68.20	-4.40	47.67	39.97	18.97	46.14	3.33	211	317 Peak	<p>Site : 03CH23-HY Condition: PEAK(UNII) 3m DRH18-E_LE2C05A18EN_230712 VERTICAL</p> <table border="1"> <thead> <tr> <th>Limit</th> <th>Read</th> <th>Ant</th> <th>Cable</th> <th>Preamp</th> <th>Aux</th> <th>APos</th> <th>TPos</th> <th>Remark</th> </tr> <tr> <th>Freq</th> <th>Level</th> <th>Line Margin</th> <th>Level</th> <th>Factor</th> <th>Loss Factor</th> <th>Factor</th> <th></th> <th></th> </tr> <tr> <th>MHz</th> <th>dBuV/m</th> <th>dBuV/m</th> <th>dB</th> <th>dBuV</th> <th>dB/m</th> <th>dB</th> <th>dB</th> <th>cm</th> <th>deg</th> </tr> </thead> <tbody> <tr> <td>1 11490.00</td> <td>60.94</td> <td>74.00</td> <td>-13.06</td> <td>44.22</td> <td>38.52</td> <td>15.63</td> <td>39.63</td> <td>2.20</td> <td>185</td> <td>242 Peak</td> </tr> <tr> <td>2 11490.00</td> <td>52.20</td> <td>54.00</td> <td>-1.80</td> <td>35.48</td> <td>38.52</td> <td>15.63</td> <td>39.63</td> <td>2.20</td> <td>185</td> <td>242 Average</td> </tr> <tr> <td>3 17235.00</td> <td>66.88</td> <td>68.20</td> <td>-1.32</td> <td>50.75</td> <td>39.97</td> <td>18.97</td> <td>46.14</td> <td>3.33</td> <td>282</td> <td>270 Peak</td> </tr> </tbody> </table>	Limit	Read	Ant	Cable	Preamp	Aux	APos	TPos	Remark	Freq	Level	Line Margin	Level	Factor	Loss Factor	Factor			MHz	dBuV/m	dBuV/m	dB	dBuV	dB/m	dB	dB	cm	deg	1 11490.00	60.94	74.00	-13.06	44.22	38.52	15.63	39.63	2.20	185	242 Peak	2 11490.00	52.20	54.00	-1.80	35.48	38.52	15.63	39.63	2.20	185	242 Average	3 17235.00	66.88	68.20	-1.32	50.75	39.97	18.97	46.14	3.33	282	270 Peak
	Limit	Read	Ant	Cable	Preamp	Aux	APos	TPos	Remark																																																																																																																			
Freq	Level	Line Margin	Level	Factor	Loss Factor	Factor																																																																																																																						
MHz	dBuV/m	dBuV/m	dB	dBuV	dB/m	dB	dB	cm	deg																																																																																																																			
1 11490.00	56.75	74.00	-17.25	40.03	38.52	15.63	39.63	2.20	188	17 Peak																																																																																																																		
2 11490.00	48.70	54.00	-5.30	31.98	38.52	15.63	39.63	2.20	188	17 Average																																																																																																																		
3 17235.00	63.80	68.20	-4.40	47.67	39.97	18.97	46.14	3.33	211	317 Peak																																																																																																																		
Limit	Read	Ant	Cable	Preamp	Aux	APos	TPos	Remark																																																																																																																				
Freq	Level	Line Margin	Level	Factor	Loss Factor	Factor																																																																																																																						
MHz	dBuV/m	dBuV/m	dB	dBuV	dB/m	dB	dB	cm	deg																																																																																																																			
1 11490.00	60.94	74.00	-13.06	44.22	38.52	15.63	39.63	2.20	185	242 Peak																																																																																																																		
2 11490.00	52.20	54.00	-1.80	35.48	38.52	15.63	39.63	2.20	185	242 Average																																																																																																																		
3 17235.00	66.88	68.20	-1.32	50.75	39.97	18.97	46.14	3.33	282	270 Peak																																																																																																																		



Mode	48	
	Harmonic	
	U-NII-3_5.725-5.85_802.11a_CH149_5745MHz	
ANT	1	
Pol.	Horizontal	Vertical
10.6G ~18G Avg.	<p>Site : 03CH23-HY Condition: AVG_54 3m DRH18-E_LE2C05A18EN_230712 HORIZONTAL</p>	<p>Site : 03CH23-HY Condition: AVG_54 3m DRH18-E_LE2C05A18EN_230712 VERTICAL</p>

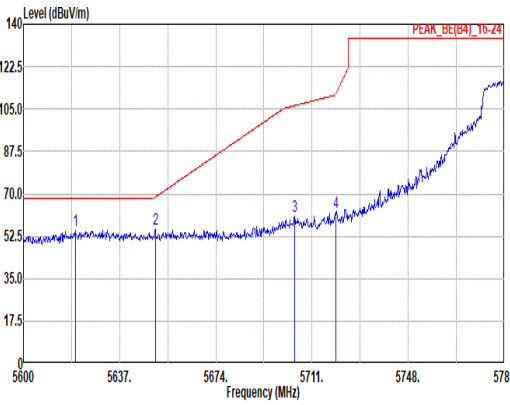
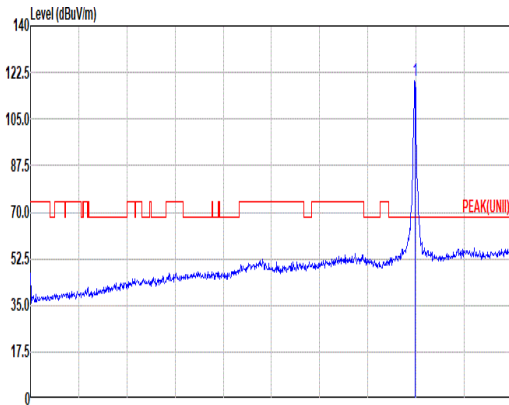
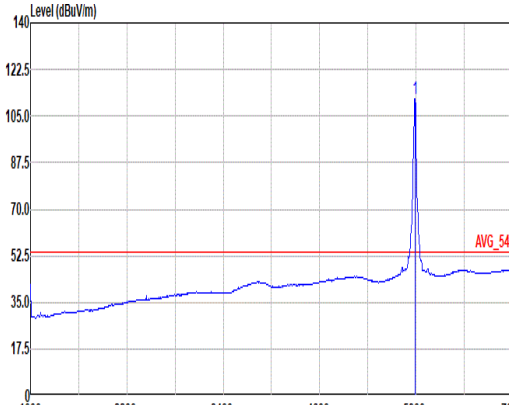


	<b>49</b>																																																																																																																														
<b>Mode</b>	<b>Band Edge - L</b>																																																																																																																														
	<b>U-NII-3_5.725-5.85_802.11a_CH157_5785MHz</b>																																																																																																																														
<b>ANT</b>	<b>1</b>																																																																																																																														
<b>Pol.</b>	<b>Horizontal</b>	<b>Fundamental</b>																																																																																																																													
<b>Peak</b>	 <p>Level (dBuV/m) vs Frequency (MHz) plot showing a rising signal level from 5600 to 5785 MHz. A red line indicates the limit, and a blue line shows the measured signal. A peak is labeled 'PEAK_BE(B4)_16-24'.</p> <p>Site : 03CH23-HY Condition: PEAK_BE(B4)_16-24 3m DRH18-E_LE2C05A18EN_230712 HORIZONTAL : RBW:1000.000kHz VBW:3000.000kHz SWT:Auto</p> <table border="1"> <thead> <tr> <th></th> <th>Limit</th> <th>Read</th> <th>Ant</th> <th>Cable</th> <th>Preamp</th> <th>Aux</th> <th>Apos</th> <th>Tpos</th> <th></th> </tr> <tr> <th>Freq</th> <th>Level</th> <th>Line Margin</th> <th>Level</th> <th>Factor</th> <th>Loss Factor</th> <th>Factor</th> <th>Factor</th> <th>Factor</th> <th>Remark</th> </tr> <tr> <th>MHz</th> <th>dBuV/m</th> <th>dBuV/m</th> <th>dB</th> <th>dBuV</th> <th>dB/m</th> <th>dB</th> <th>dB</th> <th>dB</th> <th>cm</th> </tr> </thead> <tbody> <tr> <td>1</td> <td>5615.54</td> <td>52.00</td> <td>68.20</td> <td>-15.40</td> <td>38.06</td> <td>33.19</td> <td>11.20</td> <td>33.81</td> <td>4.16</td> <td>200</td> <td>338</td> <td>PEAK</td> </tr> <tr> <td>2</td> <td>5650.32</td> <td>51.03</td> <td>68.44</td> <td>-17.41</td> <td>36.15</td> <td>33.40</td> <td>11.14</td> <td>33.83</td> <td>4.17</td> <td>200</td> <td>338</td> <td>PEAK</td> </tr> <tr> <td>3</td> <td>5701.38</td> <td>52.61</td> <td>105.59</td> <td>-52.98</td> <td>37.52</td> <td>33.71</td> <td>11.06</td> <td>33.86</td> <td>4.18</td> <td>200</td> <td>338</td> <td>PEAK</td> </tr> <tr> <td>4</td> <td>5720.62</td> <td>50.90</td> <td>112.21</td> <td>-61.31</td> <td>35.78</td> <td>33.78</td> <td>11.03</td> <td>33.87</td> <td>4.18</td> <td>200</td> <td>338</td> <td>PEAK</td> </tr> </tbody> </table>		Limit	Read	Ant	Cable	Preamp	Aux	Apos	Tpos		Freq	Level	Line Margin	Level	Factor	Loss Factor	Factor	Factor	Factor	Remark	MHz	dBuV/m	dBuV/m	dB	dBuV	dB/m	dB	dB	dB	cm	1	5615.54	52.00	68.20	-15.40	38.06	33.19	11.20	33.81	4.16	200	338	PEAK	2	5650.32	51.03	68.44	-17.41	36.15	33.40	11.14	33.83	4.17	200	338	PEAK	3	5701.38	52.61	105.59	-52.98	37.52	33.71	11.06	33.86	4.18	200	338	PEAK	4	5720.62	50.90	112.21	-61.31	35.78	33.78	11.03	33.87	4.18	200	338	PEAK	 <p>Level (dBuV/m) vs Frequency (MHz) plot showing a sharp peak at 5785 MHz. A red line indicates the limit, and a blue line shows the measured signal. A peak is labeled 'PEAK(U)NI'.</p> <p>Site : 03CH23-HY Condition: PEAK(U)NI 3m DRH18-E_LE2C05A18EN_230712 HORIZONTAL : RBW:1000.000kHz VBW:3000.000kHz SWT:Auto</p> <table border="1"> <thead> <tr> <th></th> <th>Limit</th> <th>Read</th> <th>Ant</th> <th>Cable</th> <th>Preamp</th> <th>Aux</th> <th>Apos</th> <th>Tpos</th> <th></th> </tr> <tr> <th>Freq</th> <th>Level</th> <th>Line Margin</th> <th>Level</th> <th>Factor</th> <th>Loss Factor</th> <th>Factor</th> <th>Factor</th> <th>Factor</th> <th>Remark</th> </tr> <tr> <th>MHz</th> <th>dBuV/m</th> <th>dBuV/m</th> <th>dB</th> <th>dBuV</th> <th>dB/m</th> <th>dB</th> <th>dB</th> <th>dB</th> <th>cm</th> </tr> </thead> <tbody> <tr> <td>1</td> <td>5785.00</td> <td>104.13</td> <td>-----</td> <td>-----</td> <td>88.94</td> <td>33.96</td> <td>10.94</td> <td>33.91</td> <td>4.20</td> <td>200</td> <td>338</td> <td>PEAK</td> </tr> </tbody> </table>		Limit	Read	Ant	Cable	Preamp	Aux	Apos	Tpos		Freq	Level	Line Margin	Level	Factor	Loss Factor	Factor	Factor	Factor	Remark	MHz	dBuV/m	dBuV/m	dB	dBuV	dB/m	dB	dB	dB	cm	1	5785.00	104.13	-----	-----	88.94	33.96	10.94	33.91	4.20	200	338	PEAK
	Limit	Read	Ant	Cable	Preamp	Aux	Apos	Tpos																																																																																																																							
Freq	Level	Line Margin	Level	Factor	Loss Factor	Factor	Factor	Factor	Remark																																																																																																																						
MHz	dBuV/m	dBuV/m	dB	dBuV	dB/m	dB	dB	dB	cm																																																																																																																						
1	5615.54	52.00	68.20	-15.40	38.06	33.19	11.20	33.81	4.16	200	338	PEAK																																																																																																																			
2	5650.32	51.03	68.44	-17.41	36.15	33.40	11.14	33.83	4.17	200	338	PEAK																																																																																																																			
3	5701.38	52.61	105.59	-52.98	37.52	33.71	11.06	33.86	4.18	200	338	PEAK																																																																																																																			
4	5720.62	50.90	112.21	-61.31	35.78	33.78	11.03	33.87	4.18	200	338	PEAK																																																																																																																			
	Limit	Read	Ant	Cable	Preamp	Aux	Apos	Tpos																																																																																																																							
Freq	Level	Line Margin	Level	Factor	Loss Factor	Factor	Factor	Factor	Remark																																																																																																																						
MHz	dBuV/m	dBuV/m	dB	dBuV	dB/m	dB	dB	dB	cm																																																																																																																						
1	5785.00	104.13	-----	-----	88.94	33.96	10.94	33.91	4.20	200	338	PEAK																																																																																																																			
<b>Avg.</b>	<b>Blank</b>	 <p>Level (dBuV/m) vs Frequency (MHz) plot showing a sharp peak at 5785 MHz. A red line indicates the limit, and a blue line shows the measured signal. A peak is labeled 'AVG_54'.</p> <p>Site : 03CH23-HY Condition: AVG_54 3m DRH18-E_LE2C05A18EN_230712 HORIZONTAL : RBW:1000.000kHz VBW:0.750kHz SWT:Auto</p> <table border="1"> <thead> <tr> <th></th> <th>Limit</th> <th>Read</th> <th>Ant</th> <th>Cable</th> <th>Preamp</th> <th>Aux</th> <th>Apos</th> <th>Tpos</th> <th></th> </tr> <tr> <th>Freq</th> <th>Level</th> <th>Line Margin</th> <th>Level</th> <th>Factor</th> <th>Loss Factor</th> <th>Factor</th> <th>Factor</th> <th>Factor</th> <th>Remark</th> </tr> <tr> <th>MHz</th> <th>dBuV/m</th> <th>dBuV/m</th> <th>dB</th> <th>dBuV</th> <th>dB/m</th> <th>dB</th> <th>dB</th> <th>dB</th> <th>cm</th> </tr> </thead> <tbody> <tr> <td>1</td> <td>5785.00</td> <td>97.67</td> <td>-----</td> <td>-----</td> <td>82.48</td> <td>33.96</td> <td>10.94</td> <td>33.91</td> <td>4.20</td> <td>200</td> <td>338</td> <td>AVERAGE</td> </tr> </tbody> </table>		Limit	Read	Ant	Cable	Preamp	Aux	Apos	Tpos		Freq	Level	Line Margin	Level	Factor	Loss Factor	Factor	Factor	Factor	Remark	MHz	dBuV/m	dBuV/m	dB	dBuV	dB/m	dB	dB	dB	cm	1	5785.00	97.67	-----	-----	82.48	33.96	10.94	33.91	4.20	200	338	AVERAGE																																																																																		
	Limit	Read	Ant	Cable	Preamp	Aux	Apos	Tpos																																																																																																																							
Freq	Level	Line Margin	Level	Factor	Loss Factor	Factor	Factor	Factor	Remark																																																																																																																						
MHz	dBuV/m	dBuV/m	dB	dBuV	dB/m	dB	dB	dB	cm																																																																																																																						
1	5785.00	97.67	-----	-----	82.48	33.96	10.94	33.91	4.20	200	338	AVERAGE																																																																																																																			



Mode	49																																																																	
	Band Edge - R																																																																	
	U-NII-3_5.725-5.85_802.11a_CH157_5785MHz																																																																	
ANT	1																																																																	
Pol.	Horizontal	Fundamental																																																																
Peak	<p>Site : 03CH23-HY            Condition: PEAK_BE(B4)_16-24 3m DRH18-E_LE2C05A18EN_230712 HORIZONTAL            : RBW:1000.000kHz VBW:3000.000kHz SWT:Auto</p> <table border="1"> <thead> <tr> <th rowspan="2">Freq</th> <th rowspan="2">Level</th> <th colspan="2">Limit</th> <th rowspan="2">Read Level</th> <th rowspan="2">Ant Level</th> <th rowspan="2">Cable Loss</th> <th rowspan="2">Preamp Factor</th> <th rowspan="2">Aux Factor</th> <th rowspan="2">APos</th> <th rowspan="2">TPos</th> <th rowspan="2">Remark</th> </tr> <tr> <th>dBuV/m</th> <th>dB</th> <th>dBuV</th> <th>dB/m</th> </tr> </thead> <tbody> <tr> <td>1</td> <td>5854.63</td> <td>50.96</td> <td>111.64 -60.68</td> <td>35.74</td> <td>33.90</td> <td>11.11</td> <td>33.95</td> <td>4.16</td> <td>200</td> <td>338</td> <td>PEAK</td> </tr> <tr> <td>2</td> <td>5870.80</td> <td>52.83</td> <td>106.37 -53.54</td> <td>37.56</td> <td>33.90</td> <td>11.18</td> <td>33.96</td> <td>4.15</td> <td>200</td> <td>338</td> <td>PEAK</td> </tr> <tr> <td>3</td> <td>5924.10</td> <td>51.08</td> <td>68.87 -17.79</td> <td>35.62</td> <td>33.95</td> <td>11.38</td> <td>33.99</td> <td>4.12</td> <td>200</td> <td>338</td> <td>PEAK</td> </tr> <tr> <td>4</td> <td>5932.84</td> <td>52.97</td> <td>68.20 -15.23</td> <td>37.48</td> <td>33.97</td> <td>11.41</td> <td>34.00</td> <td>4.11</td> <td>200</td> <td>338</td> <td>PEAK</td> </tr> </tbody> </table>	Freq	Level	Limit		Read Level	Ant Level	Cable Loss	Preamp Factor	Aux Factor	APos	TPos	Remark	dBuV/m	dB	dBuV	dB/m	1	5854.63	50.96	111.64 -60.68	35.74	33.90	11.11	33.95	4.16	200	338	PEAK	2	5870.80	52.83	106.37 -53.54	37.56	33.90	11.18	33.96	4.15	200	338	PEAK	3	5924.10	51.08	68.87 -17.79	35.62	33.95	11.38	33.99	4.12	200	338	PEAK	4	5932.84	52.97	68.20 -15.23	37.48	33.97	11.41	34.00	4.11	200	338	PEAK	Blank
Freq	Level			Limit										Read Level	Ant Level	Cable Loss	Preamp Factor	Aux Factor	APos	TPos	Remark																																													
		dBuV/m	dB	dBuV	dB/m																																																													
1	5854.63	50.96	111.64 -60.68	35.74	33.90	11.11	33.95	4.16	200	338	PEAK																																																							
2	5870.80	52.83	106.37 -53.54	37.56	33.90	11.18	33.96	4.15	200	338	PEAK																																																							
3	5924.10	51.08	68.87 -17.79	35.62	33.95	11.38	33.99	4.12	200	338	PEAK																																																							
4	5932.84	52.97	68.20 -15.23	37.48	33.97	11.41	34.00	4.11	200	338	PEAK																																																							



	<b>49</b>																																																																																																																														
<b>Mode</b>	<b>Band Edge - L</b>																																																																																																																														
	<b>U-NII-3_5.725-5.85_802.11a_CH157_5785MHz</b>																																																																																																																														
<b>ANT</b>	<b>1</b>																																																																																																																														
<b>Pol.</b>	<b>Vertical</b>	<b>Fundamental</b>																																																																																																																													
<b>Peak</b>	 <p>Site : 03CH23-HY Condition: PEAK_BE(B4)_16-24 3m DRH18-E_LE2C05A18EN_230712 VERTICAL : RBW:1000.000kHz VBW:3000.000kHz SWT:Auto</p> <table border="1"> <thead> <tr> <th></th> <th>Limit</th> <th>Read</th> <th>Ant</th> <th>Cable</th> <th>Preamp</th> <th>Aux</th> <th>Apos</th> <th>Tpos</th> <th></th> </tr> <tr> <th>Freq</th> <th>Level</th> <th>Line Margin</th> <th>Level</th> <th>Factor</th> <th>Loss</th> <th>Factor</th> <th>Factor</th> <th></th> <th>Remark</th> </tr> <tr> <th>MHz</th> <th>dBuV/m</th> <th>dBuV/m</th> <th>dB</th> <th>dBuV</th> <th>dB/m</th> <th>dB</th> <th>dB</th> <th>cm</th> <th>deg</th> </tr> </thead> <tbody> <tr> <td>1</td> <td>5619.98</td> <td>55.03</td> <td>68.20</td> <td>-13.17</td> <td>40.27</td> <td>33.22</td> <td>11.19</td> <td>33.81</td> <td>4.16</td> <td>290</td> <td>331</td> <td>PEAK</td> </tr> <tr> <td>2</td> <td>5650.69</td> <td>55.43</td> <td>68.71</td> <td>-13.28</td> <td>40.55</td> <td>33.40</td> <td>11.14</td> <td>33.83</td> <td>4.17</td> <td>290</td> <td>331</td> <td>PEAK</td> </tr> <tr> <td>3</td> <td>5704.34</td> <td>60.66</td> <td>106.42</td> <td>-45.76</td> <td>45.56</td> <td>33.72</td> <td>11.06</td> <td>33.86</td> <td>4.18</td> <td>290</td> <td>331</td> <td>PEAK</td> </tr> <tr> <td>4</td> <td>5720.07</td> <td>62.13</td> <td>110.95</td> <td>-48.82</td> <td>47.01</td> <td>33.78</td> <td>11.03</td> <td>33.87</td> <td>4.18</td> <td>290</td> <td>331</td> <td>PEAK</td> </tr> </tbody> </table>		Limit	Read	Ant	Cable	Preamp	Aux	Apos	Tpos		Freq	Level	Line Margin	Level	Factor	Loss	Factor	Factor		Remark	MHz	dBuV/m	dBuV/m	dB	dBuV	dB/m	dB	dB	cm	deg	1	5619.98	55.03	68.20	-13.17	40.27	33.22	11.19	33.81	4.16	290	331	PEAK	2	5650.69	55.43	68.71	-13.28	40.55	33.40	11.14	33.83	4.17	290	331	PEAK	3	5704.34	60.66	106.42	-45.76	45.56	33.72	11.06	33.86	4.18	290	331	PEAK	4	5720.07	62.13	110.95	-48.82	47.01	33.78	11.03	33.87	4.18	290	331	PEAK	 <p>Site : 03CH23-HY Condition: PEAK(UNII) 3m DRH18-E_LE2C05A18EN_230712 VERTICAL : RBW:1000.000kHz VBW:3000.000kHz SWT:Auto</p> <table border="1"> <thead> <tr> <th></th> <th>Limit</th> <th>Read</th> <th>Ant</th> <th>Cable</th> <th>Preamp</th> <th>Aux</th> <th>Apos</th> <th>Tpos</th> <th></th> </tr> <tr> <th>Freq</th> <th>Level</th> <th>Line Margin</th> <th>Level</th> <th>Factor</th> <th>Loss</th> <th>Factor</th> <th>Factor</th> <th></th> <th>Remark</th> </tr> <tr> <th>MHz</th> <th>dBuV/m</th> <th>dBuV/m</th> <th>dB</th> <th>dBuV</th> <th>dB/m</th> <th>dB</th> <th>dB</th> <th>cm</th> <th>deg</th> </tr> </thead> <tbody> <tr> <td>1</td> <td>5785.00</td> <td>119.15</td> <td>-----</td> <td>-----</td> <td>103.96</td> <td>33.96</td> <td>10.94</td> <td>33.91</td> <td>4.20</td> <td>290</td> <td>331</td> <td>PEAK</td> </tr> </tbody> </table>		Limit	Read	Ant	Cable	Preamp	Aux	Apos	Tpos		Freq	Level	Line Margin	Level	Factor	Loss	Factor	Factor		Remark	MHz	dBuV/m	dBuV/m	dB	dBuV	dB/m	dB	dB	cm	deg	1	5785.00	119.15	-----	-----	103.96	33.96	10.94	33.91	4.20	290	331	PEAK
	Limit	Read	Ant	Cable	Preamp	Aux	Apos	Tpos																																																																																																																							
Freq	Level	Line Margin	Level	Factor	Loss	Factor	Factor		Remark																																																																																																																						
MHz	dBuV/m	dBuV/m	dB	dBuV	dB/m	dB	dB	cm	deg																																																																																																																						
1	5619.98	55.03	68.20	-13.17	40.27	33.22	11.19	33.81	4.16	290	331	PEAK																																																																																																																			
2	5650.69	55.43	68.71	-13.28	40.55	33.40	11.14	33.83	4.17	290	331	PEAK																																																																																																																			
3	5704.34	60.66	106.42	-45.76	45.56	33.72	11.06	33.86	4.18	290	331	PEAK																																																																																																																			
4	5720.07	62.13	110.95	-48.82	47.01	33.78	11.03	33.87	4.18	290	331	PEAK																																																																																																																			
	Limit	Read	Ant	Cable	Preamp	Aux	Apos	Tpos																																																																																																																							
Freq	Level	Line Margin	Level	Factor	Loss	Factor	Factor		Remark																																																																																																																						
MHz	dBuV/m	dBuV/m	dB	dBuV	dB/m	dB	dB	cm	deg																																																																																																																						
1	5785.00	119.15	-----	-----	103.96	33.96	10.94	33.91	4.20	290	331	PEAK																																																																																																																			
<b>Avg.</b>	<b>Blank</b>	 <p>Site : 03CH23-HY Condition: AVG_54 3m DRH18-E_LE2C05A18EN_230712 VERTICAL : RBW:1000.000kHz VBW:0.750kHz SWT:Auto</p> <table border="1"> <thead> <tr> <th></th> <th>Limit</th> <th>Read</th> <th>Ant</th> <th>Cable</th> <th>Preamp</th> <th>Aux</th> <th>Apos</th> <th>Tpos</th> <th></th> </tr> <tr> <th>Freq</th> <th>Level</th> <th>Line Margin</th> <th>Level</th> <th>Factor</th> <th>Loss</th> <th>Factor</th> <th>Factor</th> <th></th> <th>Remark</th> </tr> <tr> <th>MHz</th> <th>dBuV/m</th> <th>dBuV/m</th> <th>dB</th> <th>dBuV</th> <th>dB/m</th> <th>dB</th> <th>dB</th> <th>cm</th> <th>deg</th> </tr> </thead> <tbody> <tr> <td>1</td> <td>5785.00</td> <td>111.31</td> <td>-----</td> <td>-----</td> <td>96.11</td> <td>33.98</td> <td>10.93</td> <td>33.91</td> <td>4.20</td> <td>290</td> <td>331</td> <td>AVERAGE</td> </tr> </tbody> </table>		Limit	Read	Ant	Cable	Preamp	Aux	Apos	Tpos		Freq	Level	Line Margin	Level	Factor	Loss	Factor	Factor		Remark	MHz	dBuV/m	dBuV/m	dB	dBuV	dB/m	dB	dB	cm	deg	1	5785.00	111.31	-----	-----	96.11	33.98	10.93	33.91	4.20	290	331	AVERAGE																																																																																		
	Limit	Read	Ant	Cable	Preamp	Aux	Apos	Tpos																																																																																																																							
Freq	Level	Line Margin	Level	Factor	Loss	Factor	Factor		Remark																																																																																																																						
MHz	dBuV/m	dBuV/m	dB	dBuV	dB/m	dB	dB	cm	deg																																																																																																																						
1	5785.00	111.31	-----	-----	96.11	33.98	10.93	33.91	4.20	290	331	AVERAGE																																																																																																																			



Mode	49																																																																															
	Band Edge - R																																																																															
	U-NII-3_5.725-5.85_802.11a_CH157_5785MHz																																																																															
ANT	1																																																																															
Pol.	Vertical	Fundamental																																																																														
Peak	<p>Site : 03CH23-HY            Condition: PEAK_BE(B4)_16-24 3m DRH18-E_LE2C05A18EN_230712 VERTICAL            : RBW:1000.000kHz VBW:3000.000kHz SWT:Auto</p> <table border="1"> <thead> <tr> <th>Peak</th> <th>Freq</th> <th>Level</th> <th>Limit</th> <th>Line Margin</th> <th>Read Level</th> <th>Ant Level</th> <th>Cable Loss</th> <th>Preamp Factor</th> <th>Aux Factor</th> <th>APos</th> <th>TPos</th> <th>Remark</th> </tr> <tr> <th></th> <th>MHz</th> <th>dBuV/m</th> <th>dBuV/m</th> <th>dB</th> <th>dBuV</th> <th>dB/m</th> <th>dB</th> <th>dB</th> <th>dB</th> <th>cm</th> <th>deg</th> <th></th> </tr> </thead> <tbody> <tr> <td>1</td> <td>5854.63</td> <td>58.01</td> <td>111.64</td> <td>-53.63</td> <td>42.79</td> <td>33.90</td> <td>11.11</td> <td>33.95</td> <td>4.16</td> <td>290</td> <td>331</td> <td>PEAK</td> </tr> <tr> <td>2</td> <td>5866.84</td> <td>57.36</td> <td>107.48</td> <td>-50.12</td> <td>42.10</td> <td>33.90</td> <td>11.16</td> <td>33.96</td> <td>4.16</td> <td>290</td> <td>331</td> <td>PEAK</td> </tr> <tr> <td>3</td> <td>5924.76</td> <td>52.45</td> <td>68.38</td> <td>-15.93</td> <td>36.99</td> <td>33.95</td> <td>11.38</td> <td>33.99</td> <td>4.12</td> <td>290</td> <td>331</td> <td>PEAK</td> </tr> <tr> <td>4</td> <td>5944.23</td> <td>54.98</td> <td>68.20</td> <td>-13.22</td> <td>39.44</td> <td>33.99</td> <td>11.45</td> <td>34.01</td> <td>4.11</td> <td>290</td> <td>331</td> <td>PEAK</td> </tr> </tbody> </table>	Peak	Freq	Level	Limit	Line Margin	Read Level	Ant Level	Cable Loss	Preamp Factor	Aux Factor	APos	TPos	Remark		MHz	dBuV/m	dBuV/m	dB	dBuV	dB/m	dB	dB	dB	cm	deg		1	5854.63	58.01	111.64	-53.63	42.79	33.90	11.11	33.95	4.16	290	331	PEAK	2	5866.84	57.36	107.48	-50.12	42.10	33.90	11.16	33.96	4.16	290	331	PEAK	3	5924.76	52.45	68.38	-15.93	36.99	33.95	11.38	33.99	4.12	290	331	PEAK	4	5944.23	54.98	68.20	-13.22	39.44	33.99	11.45	34.01	4.11	290	331	PEAK	Blank
Peak	Freq	Level	Limit	Line Margin	Read Level	Ant Level	Cable Loss	Preamp Factor	Aux Factor	APos	TPos	Remark																																																																				
	MHz	dBuV/m	dBuV/m	dB	dBuV	dB/m	dB	dB	dB	cm	deg																																																																					
1	5854.63	58.01	111.64	-53.63	42.79	33.90	11.11	33.95	4.16	290	331	PEAK																																																																				
2	5866.84	57.36	107.48	-50.12	42.10	33.90	11.16	33.96	4.16	290	331	PEAK																																																																				
3	5924.76	52.45	68.38	-15.93	36.99	33.95	11.38	33.99	4.12	290	331	PEAK																																																																				
4	5944.23	54.98	68.20	-13.22	39.44	33.99	11.45	34.01	4.11	290	331	PEAK																																																																				



Mode	49																																																																																																																																							
	Harmonic																																																																																																																																							
	U-NII-3_5.725-5.85_802.11a_CH157_5785MHz																																																																																																																																							
ANT	1																																																																																																																																							
Pol.	Horizontal	Vertical																																																																																																																																						
Peak Avg.	<p>Site : 03CH23-HY Condition: PEAK(UNII) 3m DRH18-E_LE2C05A18EN_230712 HORIZONTAL</p> <table border="1"> <thead> <tr> <th>Limit</th> <th>Read</th> <th>Ant</th> <th>Cable</th> <th>Preamp</th> <th>Aux</th> <th>APos</th> <th>TPos</th> <th>Remark</th> </tr> <tr> <th>Freq</th> <th>Level</th> <th>Line Margin</th> <th>Level</th> <th>Factor</th> <th>Loss Factor</th> <th>Factor</th> <th></th> <th></th> </tr> <tr> <th>MHz</th> <th>dBuV/m</th> <th>dBuV/m</th> <th>dB</th> <th>dBuV</th> <th>dB/m</th> <th>dB</th> <th>dB</th> <th>cm</th> <th>deg</th> </tr> </thead> <tbody> <tr> <td>1</td> <td>11570.00</td> <td>56.14</td> <td>74.00</td> <td>-17.86</td> <td>39.49</td> <td>38.46</td> <td>15.70</td> <td>39.71</td> <td>2.20</td> <td>197</td> <td>240</td> <td>Peak</td> </tr> <tr> <td>2</td> <td>11570.00</td> <td>50.02</td> <td>54.00</td> <td>-3.98</td> <td>33.37</td> <td>38.46</td> <td>15.70</td> <td>39.71</td> <td>2.20</td> <td>197</td> <td>240</td> <td>Average</td> </tr> <tr> <td>3</td> <td>17355.00</td> <td>62.64</td> <td>68.20</td> <td>-5.56</td> <td>46.62</td> <td>39.90</td> <td>19.04</td> <td>46.29</td> <td>3.37</td> <td>200</td> <td>206</td> <td>Peak</td> </tr> </tbody> </table>	Limit	Read	Ant	Cable	Preamp	Aux	APos	TPos	Remark	Freq	Level	Line Margin	Level	Factor	Loss Factor	Factor			MHz	dBuV/m	dBuV/m	dB	dBuV	dB/m	dB	dB	cm	deg	1	11570.00	56.14	74.00	-17.86	39.49	38.46	15.70	39.71	2.20	197	240	Peak	2	11570.00	50.02	54.00	-3.98	33.37	38.46	15.70	39.71	2.20	197	240	Average	3	17355.00	62.64	68.20	-5.56	46.62	39.90	19.04	46.29	3.37	200	206	Peak	<p>Site : 03CH23-HY Condition: PEAK(UNII) 3m DRH18-E_LE2C05A18EN_230712 VERTICAL</p> <table border="1"> <thead> <tr> <th>Limit</th> <th>Read</th> <th>Ant</th> <th>Cable</th> <th>Preamp</th> <th>Aux</th> <th>APos</th> <th>TPos</th> <th>Remark</th> </tr> <tr> <th>Freq</th> <th>Level</th> <th>Line Margin</th> <th>Level</th> <th>Factor</th> <th>Loss Factor</th> <th>Factor</th> <th></th> <th></th> </tr> <tr> <th>MHz</th> <th>dBuV/m</th> <th>dBuV/m</th> <th>dB</th> <th>dBuV</th> <th>dB/m</th> <th>dB</th> <th>dB</th> <th>cm</th> <th>deg</th> </tr> </thead> <tbody> <tr> <td>1</td> <td>11570.00</td> <td>59.68</td> <td>74.00</td> <td>-14.32</td> <td>43.03</td> <td>38.46</td> <td>15.70</td> <td>39.71</td> <td>2.20</td> <td>235</td> <td>241</td> <td>Peak</td> </tr> <tr> <td>2</td> <td>11570.00</td> <td>52.89</td> <td>54.00</td> <td>-1.11</td> <td>36.24</td> <td>38.46</td> <td>15.70</td> <td>39.71</td> <td>2.20</td> <td>235</td> <td>241</td> <td>Average</td> </tr> <tr> <td>3</td> <td>17355.00</td> <td>67.29</td> <td>68.20</td> <td>-0.91</td> <td>51.27</td> <td>39.90</td> <td>19.04</td> <td>46.29</td> <td>3.37</td> <td>295</td> <td>14</td> <td>Peak</td> </tr> </tbody> </table>	Limit	Read	Ant	Cable	Preamp	Aux	APos	TPos	Remark	Freq	Level	Line Margin	Level	Factor	Loss Factor	Factor			MHz	dBuV/m	dBuV/m	dB	dBuV	dB/m	dB	dB	cm	deg	1	11570.00	59.68	74.00	-14.32	43.03	38.46	15.70	39.71	2.20	235	241	Peak	2	11570.00	52.89	54.00	-1.11	36.24	38.46	15.70	39.71	2.20	235	241	Average	3	17355.00	67.29	68.20	-0.91	51.27	39.90	19.04	46.29	3.37	295	14	Peak
	Limit	Read	Ant	Cable	Preamp	Aux	APos	TPos	Remark																																																																																																																															
Freq	Level	Line Margin	Level	Factor	Loss Factor	Factor																																																																																																																																		
MHz	dBuV/m	dBuV/m	dB	dBuV	dB/m	dB	dB	cm	deg																																																																																																																															
1	11570.00	56.14	74.00	-17.86	39.49	38.46	15.70	39.71	2.20	197	240	Peak																																																																																																																												
2	11570.00	50.02	54.00	-3.98	33.37	38.46	15.70	39.71	2.20	197	240	Average																																																																																																																												
3	17355.00	62.64	68.20	-5.56	46.62	39.90	19.04	46.29	3.37	200	206	Peak																																																																																																																												
Limit	Read	Ant	Cable	Preamp	Aux	APos	TPos	Remark																																																																																																																																
Freq	Level	Line Margin	Level	Factor	Loss Factor	Factor																																																																																																																																		
MHz	dBuV/m	dBuV/m	dB	dBuV	dB/m	dB	dB	cm	deg																																																																																																																															
1	11570.00	59.68	74.00	-14.32	43.03	38.46	15.70	39.71	2.20	235	241	Peak																																																																																																																												
2	11570.00	52.89	54.00	-1.11	36.24	38.46	15.70	39.71	2.20	235	241	Average																																																																																																																												
3	17355.00	67.29	68.20	-0.91	51.27	39.90	19.04	46.29	3.37	295	14	Peak																																																																																																																												



Mode	49	
	Harmonic	
	U-NII-3_5.725-5.85_802.11a_CH157_5785MHz	
ANT	1	
Pol.	Horizontal	Vertical
10.6G ~18G Avg.	<p>Site : 03CH23-HY Condition: AVG_54 3m DRH18-E_LE2C05A18EN_230712 HORIZONTAL</p>	<p>Site : 03CH23-HY Condition: AVG_54 3m DRH18-E_LE2C05A18EN_230712 VERTICAL</p>





Mode	50																																																																																																										
	Band Edge																																																																																																										
	U-NII-3_5.725-5.85_802.11a_CH165_5825MHz																																																																																																										
ANT	1																																																																																																										
Pol.	Horizontal	Fundamental																																																																																																									
Peak	<p>Site : 03CH23-HY Condition: PEAK_BE(B4)_16-24 3m DRH18-E_LE2C05A18EN_230712 HORIZONTAL : RBW:1000.000kHz VBW:3000.000kHz SWT:Auto</p> <table border="1"> <thead> <tr> <th></th> <th>Limit</th> <th>Read</th> <th>Ant</th> <th>Cable</th> <th>Preamp</th> <th>Aux</th> <th>APos</th> <th>TPos</th> <th>Remark</th> </tr> <tr> <th>MHz</th> <th>dBuV/m</th> <th>dBuV/m</th> <th>dB</th> <th>dBuV</th> <th>dB/m</th> <th>dB</th> <th>dB</th> <th>cm</th> <th>deg</th> </tr> </thead> <tbody> <tr> <td>1</td> <td>5853.63</td> <td>65.25</td> <td>113.93</td> <td>-48.68</td> <td>50.02</td> <td>33.90</td> <td>11.11</td> <td>33.95</td> <td>4.17</td> <td>100</td> <td>77</td> <td>PEAK</td> </tr> <tr> <td>2</td> <td>5857.38</td> <td>64.44</td> <td>110.13</td> <td>-45.69</td> <td>49.20</td> <td>33.90</td> <td>11.13</td> <td>33.95</td> <td>4.16</td> <td>100</td> <td>77</td> <td>PEAK</td> </tr> <tr> <td>3</td> <td>5924.50</td> <td>52.42</td> <td>68.57</td> <td>-16.15</td> <td>36.96</td> <td>33.95</td> <td>11.38</td> <td>33.99</td> <td>4.12</td> <td>100</td> <td>77</td> <td>PEAK</td> </tr> <tr> <td>4</td> <td>5938.13</td> <td>53.40</td> <td>68.20</td> <td>-14.80</td> <td>37.88</td> <td>33.98</td> <td>11.43</td> <td>34.00</td> <td>4.11</td> <td>100</td> <td>77</td> <td>PEAK</td> </tr> </tbody> </table>		Limit	Read	Ant	Cable	Preamp	Aux	APos	TPos	Remark	MHz	dBuV/m	dBuV/m	dB	dBuV	dB/m	dB	dB	cm	deg	1	5853.63	65.25	113.93	-48.68	50.02	33.90	11.11	33.95	4.17	100	77	PEAK	2	5857.38	64.44	110.13	-45.69	49.20	33.90	11.13	33.95	4.16	100	77	PEAK	3	5924.50	52.42	68.57	-16.15	36.96	33.95	11.38	33.99	4.12	100	77	PEAK	4	5938.13	53.40	68.20	-14.80	37.88	33.98	11.43	34.00	4.11	100	77	PEAK	<p>Site : 03CH23-HY Condition: PEAK(UNII)_3m DRH18-E_LE2C05A18EN_230712 HORIZONTAL : RBW:1000.000kHz VBW:3000.000kHz SWT:Auto</p> <table border="1"> <thead> <tr> <th></th> <th>Limit</th> <th>Read</th> <th>Ant</th> <th>Cable</th> <th>Preamp</th> <th>Aux</th> <th>APos</th> <th>TPos</th> <th>Remark</th> </tr> <tr> <th>MHz</th> <th>dBuV/m</th> <th>dBuV/m</th> <th>dB</th> <th>dBuV</th> <th>dB/m</th> <th>dB</th> <th>dB</th> <th>cm</th> <th>deg</th> </tr> </thead> <tbody> <tr> <td>1</td> <td>5825.00</td> <td>104.45</td> <td>-----</td> <td>-----</td> <td>89.25</td> <td>33.95</td> <td>11.00</td> <td>33.93</td> <td>4.18</td> <td>100</td> <td>77</td> <td>PEAK</td> </tr> </tbody> </table>		Limit	Read	Ant	Cable	Preamp	Aux	APos	TPos	Remark	MHz	dBuV/m	dBuV/m	dB	dBuV	dB/m	dB	dB	cm	deg	1	5825.00	104.45	-----	-----	89.25	33.95	11.00	33.93	4.18	100	77	PEAK
	Limit	Read	Ant	Cable	Preamp	Aux	APos	TPos	Remark																																																																																																		
MHz	dBuV/m	dBuV/m	dB	dBuV	dB/m	dB	dB	cm	deg																																																																																																		
1	5853.63	65.25	113.93	-48.68	50.02	33.90	11.11	33.95	4.17	100	77	PEAK																																																																																															
2	5857.38	64.44	110.13	-45.69	49.20	33.90	11.13	33.95	4.16	100	77	PEAK																																																																																															
3	5924.50	52.42	68.57	-16.15	36.96	33.95	11.38	33.99	4.12	100	77	PEAK																																																																																															
4	5938.13	53.40	68.20	-14.80	37.88	33.98	11.43	34.00	4.11	100	77	PEAK																																																																																															
	Limit	Read	Ant	Cable	Preamp	Aux	APos	TPos	Remark																																																																																																		
MHz	dBuV/m	dBuV/m	dB	dBuV	dB/m	dB	dB	cm	deg																																																																																																		
1	5825.00	104.45	-----	-----	89.25	33.95	11.00	33.93	4.18	100	77	PEAK																																																																																															
Avg.	Blank	<p>Site : 03CH23-HY Condition: AVG_54 3m DRH18-E_LE2C05A18EN_230712 HORIZONTAL : RBW:1000.000kHz VBW:0.750kHz SWT:Auto</p> <table border="1"> <thead> <tr> <th></th> <th>Limit</th> <th>Read</th> <th>Ant</th> <th>Cable</th> <th>Preamp</th> <th>Aux</th> <th>APos</th> <th>TPos</th> <th>Remark</th> </tr> <tr> <th>MHz</th> <th>dBuV/m</th> <th>dBuV/m</th> <th>dB</th> <th>dBuV</th> <th>dB/m</th> <th>dB</th> <th>dB</th> <th>cm</th> <th>deg</th> </tr> </thead> <tbody> <tr> <td>1</td> <td>5825.00</td> <td>97.67</td> <td>-----</td> <td>-----</td> <td>82.47</td> <td>33.95</td> <td>11.00</td> <td>33.93</td> <td>4.18</td> <td>100</td> <td>77</td> <td>AVERAGE</td> </tr> </tbody> </table>		Limit	Read	Ant	Cable	Preamp	Aux	APos	TPos	Remark	MHz	dBuV/m	dBuV/m	dB	dBuV	dB/m	dB	dB	cm	deg	1	5825.00	97.67	-----	-----	82.47	33.95	11.00	33.93	4.18	100	77	AVERAGE																																																																								
	Limit	Read	Ant	Cable	Preamp	Aux	APos	TPos	Remark																																																																																																		
MHz	dBuV/m	dBuV/m	dB	dBuV	dB/m	dB	dB	cm	deg																																																																																																		
1	5825.00	97.67	-----	-----	82.47	33.95	11.00	33.93	4.18	100	77	AVERAGE																																																																																															



		<b>50</b>																																																																																										
<b>Mode</b>		<b>Band Edge</b>																																																																																										
		<b>U-NII-3_5.725-5.85_802.11a_CH165_5825MHz</b>																																																																																										
<b>ANT</b>		<b>1</b>																																																																																										
<b>Pol.</b>	<b>Vertical</b>	<b>Fundamental</b>																																																																																										
<b>Peak</b>	<p>Site : 03CH23-HY Condition: PEAK_BE(B4)_16-24 3m DRH18-E_LE2C05A18EN_230712 VERTICAL : RBW:1000.000kHz VBW:3000.000kHz SWT:Auto</p> <table border="1"> <thead> <tr> <th></th> <th>Limit</th> <th>Read</th> <th>Ant</th> <th>Cable</th> <th>Preamp</th> <th>Aux</th> <th>APos</th> <th>TPos</th> <th>Remark</th> </tr> <tr> <th>Freq</th> <th>Level</th> <th>Line Margin</th> <th>Level</th> <th>Loss Factor</th> <th>Loss Factor</th> <th>Factor</th> <th>dB</th> <th>cm</th> <th>deg</th> </tr> </thead> <tbody> <tr> <td>1</td> <td>5854.75</td> <td>72.65 111.37 -38.72</td> <td>57.42</td> <td>33.90</td> <td>11.12</td> <td>33.95</td> <td>4.16</td> <td>256</td> <td>332 PEAK</td> </tr> <tr> <td>2</td> <td>5856.25</td> <td>72.33 110.45 -38.12</td> <td>57.10</td> <td>33.90</td> <td>11.12</td> <td>33.95</td> <td>4.16</td> <td>256</td> <td>332 PEAK</td> </tr> <tr> <td>3</td> <td>5924.25</td> <td>53.17 68.75 -15.58</td> <td>37.71</td> <td>33.95</td> <td>11.38</td> <td>33.99</td> <td>4.12</td> <td>256</td> <td>332 PEAK</td> </tr> <tr> <td>4</td> <td>5932.00</td> <td>53.98 68.20 -14.22</td> <td>38.51</td> <td>33.96</td> <td>11.40</td> <td>34.00</td> <td>4.11</td> <td>256</td> <td>332 PEAK</td> </tr> </tbody> </table>		Limit	Read	Ant	Cable	Preamp	Aux	APos	TPos	Remark	Freq	Level	Line Margin	Level	Loss Factor	Loss Factor	Factor	dB	cm	deg	1	5854.75	72.65 111.37 -38.72	57.42	33.90	11.12	33.95	4.16	256	332 PEAK	2	5856.25	72.33 110.45 -38.12	57.10	33.90	11.12	33.95	4.16	256	332 PEAK	3	5924.25	53.17 68.75 -15.58	37.71	33.95	11.38	33.99	4.12	256	332 PEAK	4	5932.00	53.98 68.20 -14.22	38.51	33.96	11.40	34.00	4.11	256	332 PEAK	<p>Site : 03CH23-HY Condition: PEAK(U)11 3m DRH18-E_LE2C05A18EN_230712 VERTICAL : RBW:1000.000kHz VBW:3000.000kHz SWT:Auto</p> <table border="1"> <thead> <tr> <th></th> <th>Limit</th> <th>Read</th> <th>Ant</th> <th>Cable</th> <th>Preamp</th> <th>Aux</th> <th>APos</th> <th>TPos</th> <th>Remark</th> </tr> <tr> <th>Freq</th> <th>Level</th> <th>Line Margin</th> <th>Level</th> <th>Loss Factor</th> <th>Loss Factor</th> <th>Factor</th> <th>dB</th> <th>cm</th> <th>deg</th> </tr> </thead> <tbody> <tr> <td>1</td> <td>5825.00</td> <td>115.34</td> <td>100.14</td> <td>33.95</td> <td>11.00</td> <td>33.93</td> <td>4.18</td> <td>256</td> <td>332 PEAK</td> </tr> </tbody> </table>		Limit	Read	Ant	Cable	Preamp	Aux	APos	TPos	Remark	Freq	Level	Line Margin	Level	Loss Factor	Loss Factor	Factor	dB	cm	deg	1	5825.00	115.34	100.14	33.95	11.00	33.93	4.18	256	332 PEAK
	Limit	Read	Ant	Cable	Preamp	Aux	APos	TPos	Remark																																																																																			
Freq	Level	Line Margin	Level	Loss Factor	Loss Factor	Factor	dB	cm	deg																																																																																			
1	5854.75	72.65 111.37 -38.72	57.42	33.90	11.12	33.95	4.16	256	332 PEAK																																																																																			
2	5856.25	72.33 110.45 -38.12	57.10	33.90	11.12	33.95	4.16	256	332 PEAK																																																																																			
3	5924.25	53.17 68.75 -15.58	37.71	33.95	11.38	33.99	4.12	256	332 PEAK																																																																																			
4	5932.00	53.98 68.20 -14.22	38.51	33.96	11.40	34.00	4.11	256	332 PEAK																																																																																			
	Limit	Read	Ant	Cable	Preamp	Aux	APos	TPos	Remark																																																																																			
Freq	Level	Line Margin	Level	Loss Factor	Loss Factor	Factor	dB	cm	deg																																																																																			
1	5825.00	115.34	100.14	33.95	11.00	33.93	4.18	256	332 PEAK																																																																																			
<b>Avg.</b>	<b>Blank</b>	<p>Site : 03CH23-HY Condition: AVG_54 3m DRH18-E_LE2C05A18EN_230712 VERTICAL : RBW:1000.000kHz VBW:0.750kHz SWT:Auto</p> <table border="1"> <thead> <tr> <th></th> <th>Limit</th> <th>Read</th> <th>Ant</th> <th>Cable</th> <th>Preamp</th> <th>Aux</th> <th>APos</th> <th>TPos</th> <th>Remark</th> </tr> <tr> <th>Freq</th> <th>Level</th> <th>Line Margin</th> <th>Level</th> <th>Loss Factor</th> <th>Loss Factor</th> <th>Factor</th> <th>dB</th> <th>cm</th> <th>deg</th> </tr> </thead> <tbody> <tr> <td>1</td> <td>5825.00</td> <td>109.26</td> <td>94.06</td> <td>33.95</td> <td>11.00</td> <td>33.93</td> <td>4.18</td> <td>256</td> <td>332 AVERAGE</td> </tr> </tbody> </table>			Limit	Read	Ant	Cable	Preamp	Aux	APos	TPos	Remark	Freq	Level	Line Margin	Level	Loss Factor	Loss Factor	Factor	dB	cm	deg	1	5825.00	109.26	94.06	33.95	11.00	33.93	4.18	256	332 AVERAGE																																																											
	Limit	Read	Ant	Cable	Preamp	Aux	APos	TPos	Remark																																																																																			
Freq	Level	Line Margin	Level	Loss Factor	Loss Factor	Factor	dB	cm	deg																																																																																			
1	5825.00	109.26	94.06	33.95	11.00	33.93	4.18	256	332 AVERAGE																																																																																			



Mode	50																																																																																																																																							
	Harmonic																																																																																																																																							
	U-NII-3_5.725-5.85_802.11a_CH165_5825MHZ																																																																																																																																							
ANT	1																																																																																																																																							
Pol.	Horizontal	Vertical																																																																																																																																						
Peak Avg.	<p>Site : 03CH23-HY Condition: PEAK(UNII) 3m DRH18-E_LE2C05A18EN_230712 HORIZONTAL</p> <table border="1"> <thead> <tr> <th>Limit</th> <th>Read</th> <th>Ant</th> <th>Cable</th> <th>Preamp</th> <th>Aux</th> <th>APos</th> <th>TPos</th> <th>Remark</th> </tr> <tr> <th>Freq</th> <th>Level</th> <th>Line Margin</th> <th>Level</th> <th>Factor</th> <th>Loss Factor</th> <th>Factor</th> <th></th> <th></th> </tr> <tr> <th>MHz</th> <th>dBuV/m</th> <th>dBuV/m</th> <th>dB</th> <th>dBuV</th> <th>dB/m</th> <th>dB</th> <th>dB</th> <th>cm</th> <th>deg</th> </tr> </thead> <tbody> <tr> <td>1</td> <td>11650.00</td> <td>57.54</td> <td>74.00</td> <td>-16.46</td> <td>40.06</td> <td>38.50</td> <td>15.78</td> <td>39.81</td> <td>2.21</td> <td>193</td> <td>240</td> <td>Peak</td> </tr> <tr> <td>2</td> <td>11650.00</td> <td>49.60</td> <td>54.00</td> <td>-4.40</td> <td>32.92</td> <td>38.50</td> <td>15.78</td> <td>39.81</td> <td>2.21</td> <td>193</td> <td>240</td> <td>Average</td> </tr> <tr> <td>3</td> <td>17475.00</td> <td>62.81</td> <td>68.20</td> <td>-5.39</td> <td>46.82</td> <td>39.90</td> <td>19.11</td> <td>46.44</td> <td>3.42</td> <td>212</td> <td>208</td> <td>Peak</td> </tr> </tbody> </table>	Limit	Read	Ant	Cable	Preamp	Aux	APos	TPos	Remark	Freq	Level	Line Margin	Level	Factor	Loss Factor	Factor			MHz	dBuV/m	dBuV/m	dB	dBuV	dB/m	dB	dB	cm	deg	1	11650.00	57.54	74.00	-16.46	40.06	38.50	15.78	39.81	2.21	193	240	Peak	2	11650.00	49.60	54.00	-4.40	32.92	38.50	15.78	39.81	2.21	193	240	Average	3	17475.00	62.81	68.20	-5.39	46.82	39.90	19.11	46.44	3.42	212	208	Peak	<p>Site : 03CH23-HY Condition: PEAK(UNII) 3m DRH18-E_LE2C05A18EN_230712 VERTICAL</p> <table border="1"> <thead> <tr> <th>Limit</th> <th>Read</th> <th>Ant</th> <th>Cable</th> <th>Preamp</th> <th>Aux</th> <th>APos</th> <th>TPos</th> <th>Remark</th> </tr> <tr> <th>Freq</th> <th>Level</th> <th>Line Margin</th> <th>Level</th> <th>Factor</th> <th>Loss Factor</th> <th>Factor</th> <th></th> <th></th> </tr> <tr> <th>MHz</th> <th>dBuV/m</th> <th>dBuV/m</th> <th>dB</th> <th>dBuV</th> <th>dB/m</th> <th>dB</th> <th>dB</th> <th>cm</th> <th>deg</th> </tr> </thead> <tbody> <tr> <td>1</td> <td>11650.00</td> <td>56.26</td> <td>74.00</td> <td>-17.74</td> <td>39.50</td> <td>38.50</td> <td>15.78</td> <td>39.81</td> <td>2.21</td> <td>191</td> <td>335</td> <td>Peak</td> </tr> <tr> <td>2</td> <td>11650.00</td> <td>50.81</td> <td>54.00</td> <td>-3.19</td> <td>34.13</td> <td>38.50</td> <td>15.78</td> <td>39.81</td> <td>2.21</td> <td>191</td> <td>335</td> <td>Average</td> </tr> <tr> <td>3</td> <td>17475.00</td> <td>67.65</td> <td>68.20</td> <td>-0.55</td> <td>51.66</td> <td>39.90</td> <td>19.11</td> <td>46.44</td> <td>3.42</td> <td>302</td> <td>23</td> <td>Peak</td> </tr> </tbody> </table>	Limit	Read	Ant	Cable	Preamp	Aux	APos	TPos	Remark	Freq	Level	Line Margin	Level	Factor	Loss Factor	Factor			MHz	dBuV/m	dBuV/m	dB	dBuV	dB/m	dB	dB	cm	deg	1	11650.00	56.26	74.00	-17.74	39.50	38.50	15.78	39.81	2.21	191	335	Peak	2	11650.00	50.81	54.00	-3.19	34.13	38.50	15.78	39.81	2.21	191	335	Average	3	17475.00	67.65	68.20	-0.55	51.66	39.90	19.11	46.44	3.42	302	23	Peak
	Limit	Read	Ant	Cable	Preamp	Aux	APos	TPos	Remark																																																																																																																															
Freq	Level	Line Margin	Level	Factor	Loss Factor	Factor																																																																																																																																		
MHz	dBuV/m	dBuV/m	dB	dBuV	dB/m	dB	dB	cm	deg																																																																																																																															
1	11650.00	57.54	74.00	-16.46	40.06	38.50	15.78	39.81	2.21	193	240	Peak																																																																																																																												
2	11650.00	49.60	54.00	-4.40	32.92	38.50	15.78	39.81	2.21	193	240	Average																																																																																																																												
3	17475.00	62.81	68.20	-5.39	46.82	39.90	19.11	46.44	3.42	212	208	Peak																																																																																																																												
Limit	Read	Ant	Cable	Preamp	Aux	APos	TPos	Remark																																																																																																																																
Freq	Level	Line Margin	Level	Factor	Loss Factor	Factor																																																																																																																																		
MHz	dBuV/m	dBuV/m	dB	dBuV	dB/m	dB	dB	cm	deg																																																																																																																															
1	11650.00	56.26	74.00	-17.74	39.50	38.50	15.78	39.81	2.21	191	335	Peak																																																																																																																												
2	11650.00	50.81	54.00	-3.19	34.13	38.50	15.78	39.81	2.21	191	335	Average																																																																																																																												
3	17475.00	67.65	68.20	-0.55	51.66	39.90	19.11	46.44	3.42	302	23	Peak																																																																																																																												



Mode	50	
	Harmonic	
	U-NII-3_5.725-5.85_802.11a_CH165_5825MHz	
ANT	1	
Pol.	Horizontal	Vertical
10.6G ~18G Avg.	<p>Site : 03CH23-HY Condition: AVG_54 3m DRH18-E_LE2C05A18EN_230712 HORIZONTAL</p>	<p>Site : 03CH23-HY Condition: AVG_54 3m DRH18-E_LE2C05A18EN_230712 VERTICAL</p>



Mode	54																																																																																																																																																																																																																	
	LF																																																																																																																																																																																																																	
	U-NII-3_5.725-5.85_802.11a_CH165_5825MHz																																																																																																																																																																																																																	
ANT	1																																																																																																																																																																																																																	
Pol.	Horizontal	Vertical																																																																																																																																																																																																																
QP/ Peak	<p>Site : 03CH23-HY Condition: QP 3m LF_633038001_231015 HORIZONTAL</p> <table border="1"> <thead> <tr> <th>Peak</th> <th>Freq</th> <th>Level</th> <th>Limit</th> <th>Line Margin</th> <th>Read</th> <th>Ant</th> <th>Cable</th> <th>Preamp</th> <th>Aux</th> <th>APos</th> <th>TPos</th> <th>Remark</th> </tr> <tr> <th></th> <th>MHz</th> <th>dBuV/m</th> <th>dBuV/m</th> <th>dB</th> <th>dBuV</th> <th>dB/m</th> <th>dB</th> <th>dB</th> <th>dB</th> <th>cm</th> <th>deg</th> <th></th> </tr> </thead> <tbody> <tr><td>1</td><td>30.00</td><td>21.24</td><td>40.00</td><td>-18.76</td><td>28.44</td><td>24.48</td><td>1.07</td><td>32.75</td><td>0.00</td><td>--</td><td>--</td><td>Peak</td></tr> <tr><td>2</td><td>145.43</td><td>28.67</td><td>43.50</td><td>-14.83</td><td>41.97</td><td>17.34</td><td>1.88</td><td>32.70</td><td>0.18</td><td>--</td><td>--</td><td>Peak</td></tr> <tr><td>3</td><td>217.21</td><td>27.90</td><td>46.00</td><td>-18.10</td><td>43.21</td><td>15.03</td><td>2.21</td><td>32.72</td><td>0.17</td><td>--</td><td>--</td><td>Peak</td></tr> <tr><td>4</td><td>326.82</td><td>26.38</td><td>46.00</td><td>-19.62</td><td>36.72</td><td>19.67</td><td>2.69</td><td>32.80</td><td>0.10</td><td>--</td><td>--</td><td>Peak</td></tr> <tr><td>5</td><td>752.65</td><td>30.10</td><td>46.00</td><td>-15.90</td><td>30.45</td><td>28.44</td><td>3.91</td><td>32.84</td><td>0.14</td><td>--</td><td>--</td><td>Peak</td></tr> <tr><td>6</td><td>956.35</td><td>32.20</td><td>46.00</td><td>-13.80</td><td>28.03</td><td>31.17</td><td>4.31</td><td>31.57</td><td>0.26</td><td>--</td><td>--</td><td>Peak</td></tr> </tbody> </table>	Peak	Freq	Level	Limit	Line Margin	Read	Ant	Cable	Preamp	Aux	APos	TPos	Remark		MHz	dBuV/m	dBuV/m	dB	dBuV	dB/m	dB	dB	dB	cm	deg		1	30.00	21.24	40.00	-18.76	28.44	24.48	1.07	32.75	0.00	--	--	Peak	2	145.43	28.67	43.50	-14.83	41.97	17.34	1.88	32.70	0.18	--	--	Peak	3	217.21	27.90	46.00	-18.10	43.21	15.03	2.21	32.72	0.17	--	--	Peak	4	326.82	26.38	46.00	-19.62	36.72	19.67	2.69	32.80	0.10	--	--	Peak	5	752.65	30.10	46.00	-15.90	30.45	28.44	3.91	32.84	0.14	--	--	Peak	6	956.35	32.20	46.00	-13.80	28.03	31.17	4.31	31.57	0.26	--	--	Peak	<p>Site : 03CH23-HY Condition: QP 3m LF_633038001_231015 VERTICAL</p> <table border="1"> <thead> <tr> <th>Peak</th> <th>Freq</th> <th>Level</th> <th>Limit</th> <th>Line Margin</th> <th>Read</th> <th>Ant</th> <th>Cable</th> <th>Preamp</th> <th>Aux</th> <th>APos</th> <th>TPos</th> <th>Remark</th> </tr> <tr> <th></th> <th>MHz</th> <th>dBuV/m</th> <th>dBuV/m</th> <th>dB</th> <th>dBuV</th> <th>dB/m</th> <th>dB</th> <th>dB</th> <th>dB</th> <th>cm</th> <th>deg</th> <th></th> </tr> </thead> <tbody> <tr><td>1</td><td>32.91</td><td>24.62</td><td>40.00</td><td>-15.38</td><td>32.91</td><td>23.40</td><td>1.06</td><td>32.75</td><td>0.00</td><td>--</td><td>--</td><td>Peak</td></tr> <tr><td>2</td><td>215.27</td><td>30.02</td><td>43.50</td><td>-13.48</td><td>45.43</td><td>14.94</td><td>2.20</td><td>32.72</td><td>0.17</td><td>--</td><td>--</td><td>Peak</td></tr> <tr><td>3</td><td>216.24</td><td>30.83</td><td>46.00</td><td>-15.17</td><td>46.23</td><td>14.95</td><td>2.20</td><td>32.72</td><td>0.17</td><td>--</td><td>--</td><td>Peak</td></tr> <tr><td>4</td><td>407.33</td><td>25.63</td><td>46.00</td><td>-20.37</td><td>33.33</td><td>22.07</td><td>3.01</td><td>32.86</td><td>0.08</td><td>--</td><td>--</td><td>Peak</td></tr> <tr><td>5</td><td>749.74</td><td>30.78</td><td>46.00</td><td>-15.22</td><td>31.21</td><td>28.38</td><td>3.90</td><td>32.85</td><td>0.14</td><td>--</td><td>--</td><td>Peak</td></tr> <tr><td>6</td><td>958.29</td><td>33.48</td><td>46.00</td><td>-12.52</td><td>29.27</td><td>31.19</td><td>4.31</td><td>31.55</td><td>0.26</td><td>--</td><td>--</td><td>Peak</td></tr> </tbody> </table>	Peak	Freq	Level	Limit	Line Margin	Read	Ant	Cable	Preamp	Aux	APos	TPos	Remark		MHz	dBuV/m	dBuV/m	dB	dBuV	dB/m	dB	dB	dB	cm	deg		1	32.91	24.62	40.00	-15.38	32.91	23.40	1.06	32.75	0.00	--	--	Peak	2	215.27	30.02	43.50	-13.48	45.43	14.94	2.20	32.72	0.17	--	--	Peak	3	216.24	30.83	46.00	-15.17	46.23	14.95	2.20	32.72	0.17	--	--	Peak	4	407.33	25.63	46.00	-20.37	33.33	22.07	3.01	32.86	0.08	--	--	Peak	5	749.74	30.78	46.00	-15.22	31.21	28.38	3.90	32.85	0.14	--	--	Peak	6	958.29	33.48	46.00	-12.52	29.27	31.19	4.31	31.55	0.26	--	--	Peak
	Peak	Freq	Level	Limit	Line Margin	Read	Ant	Cable	Preamp	Aux	APos	TPos	Remark																																																																																																																																																																																																					
	MHz	dBuV/m	dBuV/m	dB	dBuV	dB/m	dB	dB	dB	cm	deg																																																																																																																																																																																																							
1	30.00	21.24	40.00	-18.76	28.44	24.48	1.07	32.75	0.00	--	--	Peak																																																																																																																																																																																																						
2	145.43	28.67	43.50	-14.83	41.97	17.34	1.88	32.70	0.18	--	--	Peak																																																																																																																																																																																																						
3	217.21	27.90	46.00	-18.10	43.21	15.03	2.21	32.72	0.17	--	--	Peak																																																																																																																																																																																																						
4	326.82	26.38	46.00	-19.62	36.72	19.67	2.69	32.80	0.10	--	--	Peak																																																																																																																																																																																																						
5	752.65	30.10	46.00	-15.90	30.45	28.44	3.91	32.84	0.14	--	--	Peak																																																																																																																																																																																																						
6	956.35	32.20	46.00	-13.80	28.03	31.17	4.31	31.57	0.26	--	--	Peak																																																																																																																																																																																																						
Peak	Freq	Level	Limit	Line Margin	Read	Ant	Cable	Preamp	Aux	APos	TPos	Remark																																																																																																																																																																																																						
	MHz	dBuV/m	dBuV/m	dB	dBuV	dB/m	dB	dB	dB	cm	deg																																																																																																																																																																																																							
1	32.91	24.62	40.00	-15.38	32.91	23.40	1.06	32.75	0.00	--	--	Peak																																																																																																																																																																																																						
2	215.27	30.02	43.50	-13.48	45.43	14.94	2.20	32.72	0.17	--	--	Peak																																																																																																																																																																																																						
3	216.24	30.83	46.00	-15.17	46.23	14.95	2.20	32.72	0.17	--	--	Peak																																																																																																																																																																																																						
4	407.33	25.63	46.00	-20.37	33.33	22.07	3.01	32.86	0.08	--	--	Peak																																																																																																																																																																																																						
5	749.74	30.78	46.00	-15.22	31.21	28.38	3.90	32.85	0.14	--	--	Peak																																																																																																																																																																																																						
6	958.29	33.48	46.00	-12.52	29.27	31.19	4.31	31.55	0.26	--	--	Peak																																																																																																																																																																																																						



Mode	55																																																																																																															
	SHF																																																																																																															
	U-NII-3_5.725-5.85_802.11a_CH165_5825MHz																																																																																																															
ANT	1																																																																																																															
Pol.	Horizontal	Vertical																																																																																																														
Peak	<p>Site : 03CH23-HY Condition: PEAK(U1I1) 1m SHF_1223_230710 HORIZONTAL</p> <table border="1"> <thead> <tr> <th></th> <th>Limit</th> <th>Read</th> <th>Ant</th> <th>Cable</th> <th>Preamp</th> <th>Aux</th> <th>APos</th> <th>TPos</th> <th>Remark</th> </tr> <tr> <th>Freq</th> <th>Level</th> <th>Line Margin</th> <th>Level</th> <th>Factor</th> <th>Loss Factor</th> <th>Factor</th> <th></th> <th></th> <th></th> </tr> <tr> <th>MHz</th> <th>dBuV/m</th> <th>dBuV/m</th> <th>dB</th> <th>dBuV</th> <th>dB/m</th> <th>dB</th> <th>dB</th> <th>dB</th> <th>cm</th> <th>deg</th> </tr> </thead> <tbody> <tr> <td>1 23641.00</td> <td>39.37</td> <td>74.00</td> <td>-34.63</td> <td>49.88</td> <td>38.94</td> <td>20.13</td> <td>60.04</td> <td>-9.54</td> <td>--</td> <td>--</td> <td>PEAK</td> </tr> <tr> <td>2 39371.85</td> <td>46.90</td> <td>74.00</td> <td>-27.10</td> <td>48.26</td> <td>44.94</td> <td>27.04</td> <td>63.80</td> <td>-9.54</td> <td>--</td> <td>--</td> <td>PEAK</td> </tr> </tbody> </table>		Limit	Read	Ant	Cable	Preamp	Aux	APos	TPos	Remark	Freq	Level	Line Margin	Level	Factor	Loss Factor	Factor				MHz	dBuV/m	dBuV/m	dB	dBuV	dB/m	dB	dB	dB	cm	deg	1 23641.00	39.37	74.00	-34.63	49.88	38.94	20.13	60.04	-9.54	--	--	PEAK	2 39371.85	46.90	74.00	-27.10	48.26	44.94	27.04	63.80	-9.54	--	--	PEAK	<p>Site : 03CH23-HY Condition: PEAK(U1I1) 1m SHF_1223_230710 VERTICAL</p> <table border="1"> <thead> <tr> <th></th> <th>Limit</th> <th>Read</th> <th>Ant</th> <th>Cable</th> <th>Preamp</th> <th>Aux</th> <th>APos</th> <th>TPos</th> <th>Remark</th> </tr> <tr> <th>Freq</th> <th>Level</th> <th>Line Margin</th> <th>Level</th> <th>Factor</th> <th>Loss Factor</th> <th>Factor</th> <th></th> <th></th> <th></th> </tr> <tr> <th>MHz</th> <th>dBuV/m</th> <th>dBuV/m</th> <th>dB</th> <th>dBuV</th> <th>dB/m</th> <th>dB</th> <th>dB</th> <th>dB</th> <th>cm</th> <th>deg</th> </tr> </thead> <tbody> <tr> <td>1 24830.48</td> <td>39.80</td> <td>68.20</td> <td>-28.40</td> <td>48.72</td> <td>39.64</td> <td>20.82</td> <td>59.84</td> <td>-9.54</td> <td>--</td> <td>--</td> <td>PEAK</td> </tr> <tr> <td>2 39181.75</td> <td>46.73</td> <td>74.00</td> <td>-27.27</td> <td>48.23</td> <td>44.55</td> <td>27.14</td> <td>63.65</td> <td>-9.54</td> <td>--</td> <td>--</td> <td>PEAK</td> </tr> </tbody> </table>		Limit	Read	Ant	Cable	Preamp	Aux	APos	TPos	Remark	Freq	Level	Line Margin	Level	Factor	Loss Factor	Factor				MHz	dBuV/m	dBuV/m	dB	dBuV	dB/m	dB	dB	dB	cm	deg	1 24830.48	39.80	68.20	-28.40	48.72	39.64	20.82	59.84	-9.54	--	--	PEAK	2 39181.75	46.73	74.00	-27.27	48.23	44.55	27.14	63.65	-9.54	--	--	PEAK
		Limit	Read	Ant	Cable	Preamp	Aux	APos	TPos	Remark																																																																																																						
Freq	Level	Line Margin	Level	Factor	Loss Factor	Factor																																																																																																										
MHz	dBuV/m	dBuV/m	dB	dBuV	dB/m	dB	dB	dB	cm	deg																																																																																																						
1 23641.00	39.37	74.00	-34.63	49.88	38.94	20.13	60.04	-9.54	--	--	PEAK																																																																																																					
2 39371.85	46.90	74.00	-27.10	48.26	44.94	27.04	63.80	-9.54	--	--	PEAK																																																																																																					
	Limit	Read	Ant	Cable	Preamp	Aux	APos	TPos	Remark																																																																																																							
Freq	Level	Line Margin	Level	Factor	Loss Factor	Factor																																																																																																										
MHz	dBuV/m	dBuV/m	dB	dBuV	dB/m	dB	dB	dB	cm	deg																																																																																																						
1 24830.48	39.80	68.20	-28.40	48.72	39.64	20.82	59.84	-9.54	--	--	PEAK																																																																																																					
2 39181.75	46.73	74.00	-27.27	48.23	44.55	27.14	63.65	-9.54	--	--	PEAK																																																																																																					



&lt;Ant. 2&gt;

**C1. Radiated Spurious Emission Test Modes**

Mode	Band	Band (GHz)	Antenna	Modulation	Channel	Frequency	Data Rate	RU	Remark
Mode 51	U-NII-3	5.725-5.85	2	802.11a	149	5745	6Mbps	-	-
Mode 52	U-NII-3	5.725-5.85	2	802.11a	157	5785	6Mbps	-	-
Mode 53	U-NII-3	5.725-5.85	2	802.11a	165	5825	6Mbps	-	-

**C2. Summary of each worse mode**

Mode	Modulation	Ch.	Freq. (MHz)	Level (dBuV/m)	Limit (dBuV/m)	Margin (dB)	Pol.	Peak Avg.	Result	RU	Remark
51	802.11a	149	5649.88	54.49	68.20	-13.71	V	Peak	Pass	-	Band Edge
	802.11a	149	11490.00	53.19	54.00	-0.81	V	Avg.	Pass	-	Harmonic
52	802.11a	157	5637.93	53.80	68.20	-14.40	V	Peak	Pass	-	Band Edge
	802.11a	157	11570.00	53.10	54.00	-0.90	V	Avg.	Pass	-	Harmonic
53	802.11a	165	5931.25	53.77	68.20	-14.43	H	Peak	Pass	-	Band Edge
	802.11a	165	11650.00	53.07	54.00	-0.93	V	Avg.	Pass	-	Harmonic



	<b>51</b>																																																																																																										
<b>Mode</b>	<b>Band Edge</b>																																																																																																										
	<b>U-NII-3_5.725-5.85_802.11a_CH149_5745MHz</b>																																																																																																										
<b>ANT</b>	<b>2</b>																																																																																																										
<b>Pol.</b>	<b>Horizontal</b>	<b>Fundamental</b>																																																																																																									
<b>Peak</b>	<p>Site : 03CH23-HY Condition: PEAK_BE(B4)_16-24 3m DRH18-E_LE2C05A18EN_230712 HORIZONTAL : RBW:1000.000kHz VBW:3000.000kHz SWT:Auto</p> <table border="1"> <thead> <tr> <th></th> <th>Limit</th> <th>Read</th> <th>Ant</th> <th>Cable</th> <th>Preamp</th> <th>Aux</th> <th>APos</th> <th>TPos</th> <th>Remark</th> </tr> <tr> <th>Freq</th> <th>Level</th> <th>Line Margin</th> <th>Level</th> <th>Factor</th> <th>Loss</th> <th>Factor</th> <th>Factor</th> <th>cm</th> <th>deg</th> </tr> </thead> <tbody> <tr> <td>1</td> <td>5606.09</td> <td>52.60</td> <td>68.20</td> <td>-15.60</td> <td>37.09</td> <td>33.14</td> <td>11.21</td> <td>33.00</td> <td>4.16</td> <td>221</td> <td>197</td> <td>PEAK</td> </tr> <tr> <td>2</td> <td>5650.03</td> <td>51.93</td> <td>68.22</td> <td>-16.29</td> <td>37.05</td> <td>33.40</td> <td>11.14</td> <td>33.83</td> <td>4.17</td> <td>221</td> <td>197</td> <td>PEAK</td> </tr> <tr> <td>3</td> <td>5700.20</td> <td>51.38</td> <td>105.25</td> <td>-53.87</td> <td>36.30</td> <td>33.70</td> <td>11.06</td> <td>33.86</td> <td>4.18</td> <td>221</td> <td>197</td> <td>PEAK</td> </tr> <tr> <td>4</td> <td>5720.06</td> <td>51.70</td> <td>110.94</td> <td>-59.24</td> <td>36.58</td> <td>33.78</td> <td>11.03</td> <td>33.87</td> <td>4.18</td> <td>221</td> <td>197</td> <td>PEAK</td> </tr> </tbody> </table>		Limit	Read	Ant	Cable	Preamp	Aux	APos	TPos	Remark	Freq	Level	Line Margin	Level	Factor	Loss	Factor	Factor	cm	deg	1	5606.09	52.60	68.20	-15.60	37.09	33.14	11.21	33.00	4.16	221	197	PEAK	2	5650.03	51.93	68.22	-16.29	37.05	33.40	11.14	33.83	4.17	221	197	PEAK	3	5700.20	51.38	105.25	-53.87	36.30	33.70	11.06	33.86	4.18	221	197	PEAK	4	5720.06	51.70	110.94	-59.24	36.58	33.78	11.03	33.87	4.18	221	197	PEAK	<p>Site : 03CH23-HY Condition: PEAK(U)11 3m DRH18-E_LE2C05A18EN_230712 HORIZONTAL : RBW:1000.000kHz VBW:3000.000kHz SWT:Auto</p> <table border="1"> <thead> <tr> <th></th> <th>Limit</th> <th>Read</th> <th>Ant</th> <th>Cable</th> <th>Preamp</th> <th>Aux</th> <th>APos</th> <th>TPos</th> <th>Remark</th> </tr> <tr> <th>Freq</th> <th>Level</th> <th>Line Margin</th> <th>Level</th> <th>Factor</th> <th>Loss</th> <th>Factor</th> <th>Factor</th> <th>cm</th> <th>deg</th> </tr> </thead> <tbody> <tr> <td>1</td> <td>5745.00</td> <td>102.45</td> <td>-----</td> <td>-----</td> <td>87.28</td> <td>33.86</td> <td>11.00</td> <td>33.88</td> <td>4.19</td> <td>221</td> <td>197</td> <td>PEAK</td> </tr> </tbody> </table>		Limit	Read	Ant	Cable	Preamp	Aux	APos	TPos	Remark	Freq	Level	Line Margin	Level	Factor	Loss	Factor	Factor	cm	deg	1	5745.00	102.45	-----	-----	87.28	33.86	11.00	33.88	4.19	221	197	PEAK
		Limit	Read	Ant	Cable	Preamp	Aux	APos	TPos	Remark																																																																																																	
Freq	Level	Line Margin	Level	Factor	Loss	Factor	Factor	cm	deg																																																																																																		
1	5606.09	52.60	68.20	-15.60	37.09	33.14	11.21	33.00	4.16	221	197	PEAK																																																																																															
2	5650.03	51.93	68.22	-16.29	37.05	33.40	11.14	33.83	4.17	221	197	PEAK																																																																																															
3	5700.20	51.38	105.25	-53.87	36.30	33.70	11.06	33.86	4.18	221	197	PEAK																																																																																															
4	5720.06	51.70	110.94	-59.24	36.58	33.78	11.03	33.87	4.18	221	197	PEAK																																																																																															
	Limit	Read	Ant	Cable	Preamp	Aux	APos	TPos	Remark																																																																																																		
Freq	Level	Line Margin	Level	Factor	Loss	Factor	Factor	cm	deg																																																																																																		
1	5745.00	102.45	-----	-----	87.28	33.86	11.00	33.88	4.19	221	197	PEAK																																																																																															
<b>Avg.</b>	<b>Blank</b>	<p>Site : 03CH23-HY Condition: AVG_54 3m DRH18-E_LE2C05A18EN_230712 HORIZONTAL : RBW:1000.000kHz VBW:0.750kHz SWT:Auto</p> <table border="1"> <thead> <tr> <th></th> <th>Limit</th> <th>Read</th> <th>Ant</th> <th>Cable</th> <th>Preamp</th> <th>Aux</th> <th>APos</th> <th>TPos</th> <th>Remark</th> </tr> <tr> <th>Freq</th> <th>Level</th> <th>Line Margin</th> <th>Level</th> <th>Factor</th> <th>Loss</th> <th>Factor</th> <th>Factor</th> <th>cm</th> <th>deg</th> </tr> </thead> <tbody> <tr> <td>1</td> <td>5745.00</td> <td>94.52</td> <td>-----</td> <td>-----</td> <td>79.35</td> <td>33.88</td> <td>10.99</td> <td>33.89</td> <td>4.19</td> <td>221</td> <td>197</td> <td>AVERAGE</td> </tr> </tbody> </table>		Limit	Read	Ant	Cable	Preamp	Aux	APos	TPos	Remark	Freq	Level	Line Margin	Level	Factor	Loss	Factor	Factor	cm	deg	1	5745.00	94.52	-----	-----	79.35	33.88	10.99	33.89	4.19	221	197	AVERAGE																																																																								
	Limit	Read	Ant	Cable	Preamp	Aux	APos	TPos	Remark																																																																																																		
Freq	Level	Line Margin	Level	Factor	Loss	Factor	Factor	cm	deg																																																																																																		
1	5745.00	94.52	-----	-----	79.35	33.88	10.99	33.89	4.19	221	197	AVERAGE																																																																																															





		<b>51</b>																																																																																																																													
<b>Mode</b>	<b>Band Edge</b>																																																																																																																														
	<b>U-NII-3_5.725-5.85_802.11a_CH149_5745MHz</b>																																																																																																																														
<b>ANT</b>	<b>2</b>																																																																																																																														
<b>Pol.</b>	<b>Vertical</b>	<b>Fundamental</b>																																																																																																																													
<b>Peak</b>	<p>Level (dBuV/m)</p> <p>Frequency (MHz)</p> <p>PEAK_BE(B4)_16-24</p> <p>Site : 03CH23-HY Condition: PEAK_BE(B4)_16-24 3m DRH18-E_LE2C05A18EN_230712 VERTICAL : RBW:1000.000kHz VBW:3000.000kHz SWT:Auto</p> <table border="1"> <thead> <tr> <th></th> <th>Limit</th> <th>Read</th> <th>Ant</th> <th>Cable</th> <th>Preamp</th> <th>Aux</th> <th>APos</th> <th>TPos</th> <th></th> </tr> <tr> <th>Freq</th> <th>Level</th> <th>Line Margin</th> <th>Level</th> <th>Factor</th> <th>Loss</th> <th>Factor</th> <th>Factor</th> <th>Factor</th> <th>Remark</th> </tr> <tr> <th>MHz</th> <th>dBuV/m</th> <th>dBuV/m</th> <th>dB</th> <th>dBuV</th> <th>dB/m</th> <th>dB</th> <th>dB</th> <th>dB</th> <th>cm</th> </tr> </thead> <tbody> <tr> <td>1</td> <td>5649.88</td> <td>54.49</td> <td>68.20</td> <td>-13.71</td> <td>39.61</td> <td>33.40</td> <td>11.14</td> <td>33.83</td> <td>4.17</td> <td>237</td> <td>190</td> <td>PEAK</td> </tr> <tr> <td>2</td> <td>5656.99</td> <td>54.76</td> <td>73.39</td> <td>-18.63</td> <td>39.85</td> <td>33.44</td> <td>11.13</td> <td>33.83</td> <td>4.17</td> <td>237</td> <td>190</td> <td>PEAK</td> </tr> <tr> <td>3</td> <td>5701.07</td> <td>55.52</td> <td>105.50</td> <td>-49.98</td> <td>40.44</td> <td>33.70</td> <td>11.06</td> <td>33.86</td> <td>4.18</td> <td>237</td> <td>190</td> <td>PEAK</td> </tr> <tr> <td>4</td> <td>5720.06</td> <td>57.10</td> <td>110.94</td> <td>-53.84</td> <td>41.98</td> <td>33.78</td> <td>11.03</td> <td>33.87</td> <td>4.18</td> <td>237</td> <td>190</td> <td>PEAK</td> </tr> </tbody> </table>		Limit	Read	Ant	Cable	Preamp	Aux	APos	TPos		Freq	Level	Line Margin	Level	Factor	Loss	Factor	Factor	Factor	Remark	MHz	dBuV/m	dBuV/m	dB	dBuV	dB/m	dB	dB	dB	cm	1	5649.88	54.49	68.20	-13.71	39.61	33.40	11.14	33.83	4.17	237	190	PEAK	2	5656.99	54.76	73.39	-18.63	39.85	33.44	11.13	33.83	4.17	237	190	PEAK	3	5701.07	55.52	105.50	-49.98	40.44	33.70	11.06	33.86	4.18	237	190	PEAK	4	5720.06	57.10	110.94	-53.84	41.98	33.78	11.03	33.87	4.18	237	190	PEAK	<p>Level (dBuV/m)</p> <p>Frequency (MHz)</p> <p>PEAK(UNI)</p> <p>Site : 03CH23-HY Condition: PEAK(UNI) 3m DRH18-E_LE2C05A18EN_230712 VERTICAL : RBW:1000.000kHz VBW:3000.000kHz SWT:Auto</p> <table border="1"> <thead> <tr> <th></th> <th>Limit</th> <th>Read</th> <th>Ant</th> <th>Cable</th> <th>Preamp</th> <th>Aux</th> <th>APos</th> <th>TPos</th> <th></th> </tr> <tr> <th>Freq</th> <th>Level</th> <th>Line Margin</th> <th>Level</th> <th>Factor</th> <th>Loss</th> <th>Factor</th> <th>Factor</th> <th>Factor</th> <th>Remark</th> </tr> <tr> <th>MHz</th> <th>dBuV/m</th> <th>dBuV/m</th> <th>dB</th> <th>dBuV</th> <th>dB/m</th> <th>dB</th> <th>dB</th> <th>dB</th> <th>cm</th> </tr> </thead> <tbody> <tr> <td>1</td> <td>5745.00</td> <td>112.41</td> <td>-----</td> <td>-----</td> <td>97.24</td> <td>33.88</td> <td>10.99</td> <td>33.89</td> <td>4.19</td> <td>237</td> <td>190</td> <td>PEAK</td> </tr> </tbody> </table>		Limit	Read	Ant	Cable	Preamp	Aux	APos	TPos		Freq	Level	Line Margin	Level	Factor	Loss	Factor	Factor	Factor	Remark	MHz	dBuV/m	dBuV/m	dB	dBuV	dB/m	dB	dB	dB	cm	1	5745.00	112.41	-----	-----	97.24	33.88	10.99	33.89	4.19	237	190	PEAK
	Limit	Read	Ant	Cable	Preamp	Aux	APos	TPos																																																																																																																							
Freq	Level	Line Margin	Level	Factor	Loss	Factor	Factor	Factor	Remark																																																																																																																						
MHz	dBuV/m	dBuV/m	dB	dBuV	dB/m	dB	dB	dB	cm																																																																																																																						
1	5649.88	54.49	68.20	-13.71	39.61	33.40	11.14	33.83	4.17	237	190	PEAK																																																																																																																			
2	5656.99	54.76	73.39	-18.63	39.85	33.44	11.13	33.83	4.17	237	190	PEAK																																																																																																																			
3	5701.07	55.52	105.50	-49.98	40.44	33.70	11.06	33.86	4.18	237	190	PEAK																																																																																																																			
4	5720.06	57.10	110.94	-53.84	41.98	33.78	11.03	33.87	4.18	237	190	PEAK																																																																																																																			
	Limit	Read	Ant	Cable	Preamp	Aux	APos	TPos																																																																																																																							
Freq	Level	Line Margin	Level	Factor	Loss	Factor	Factor	Factor	Remark																																																																																																																						
MHz	dBuV/m	dBuV/m	dB	dBuV	dB/m	dB	dB	dB	cm																																																																																																																						
1	5745.00	112.41	-----	-----	97.24	33.88	10.99	33.89	4.19	237	190	PEAK																																																																																																																			
<b>Avg.</b>	<b>Blank</b>	<p>Level (dBuV/m)</p> <p>Frequency (MHz)</p> <p>AVG_54</p> <p>Site : 03CH23-HY Condition: AVG_54 3m DRH18-E_LE2C05A18EN_230712 VERTICAL : RBW:1000.000kHz VBW:0.750kHz SWT:Auto</p> <table border="1"> <thead> <tr> <th></th> <th>Limit</th> <th>Read</th> <th>Ant</th> <th>Cable</th> <th>Preamp</th> <th>Aux</th> <th>APos</th> <th>TPos</th> <th></th> </tr> <tr> <th>Freq</th> <th>Level</th> <th>Line Margin</th> <th>Level</th> <th>Factor</th> <th>Loss</th> <th>Factor</th> <th>Factor</th> <th>Factor</th> <th>Remark</th> </tr> <tr> <th>MHz</th> <th>dBuV/m</th> <th>dBuV/m</th> <th>dB</th> <th>dBuV</th> <th>dB/m</th> <th>dB</th> <th>dB</th> <th>dB</th> <th>cm</th> </tr> </thead> <tbody> <tr> <td>1</td> <td>5745.00</td> <td>103.16</td> <td>-----</td> <td>-----</td> <td>87.99</td> <td>33.88</td> <td>10.99</td> <td>33.89</td> <td>4.19</td> <td>237</td> <td>190</td> <td>AVERAGE</td> </tr> </tbody> </table>			Limit	Read	Ant	Cable	Preamp	Aux	APos	TPos		Freq	Level	Line Margin	Level	Factor	Loss	Factor	Factor	Factor	Remark	MHz	dBuV/m	dBuV/m	dB	dBuV	dB/m	dB	dB	dB	cm	1	5745.00	103.16	-----	-----	87.99	33.88	10.99	33.89	4.19	237	190	AVERAGE																																																																																	
	Limit	Read	Ant	Cable	Preamp	Aux	APos	TPos																																																																																																																							
Freq	Level	Line Margin	Level	Factor	Loss	Factor	Factor	Factor	Remark																																																																																																																						
MHz	dBuV/m	dBuV/m	dB	dBuV	dB/m	dB	dB	dB	cm																																																																																																																						
1	5745.00	103.16	-----	-----	87.99	33.88	10.99	33.89	4.19	237	190	AVERAGE																																																																																																																			

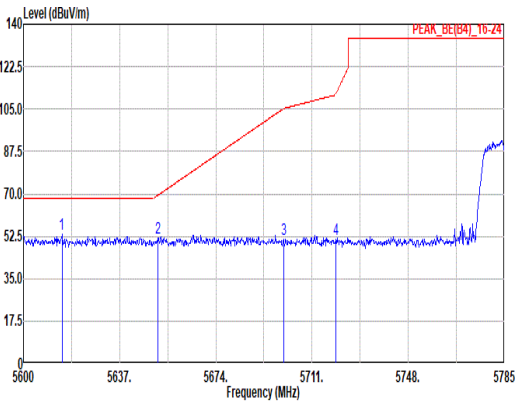
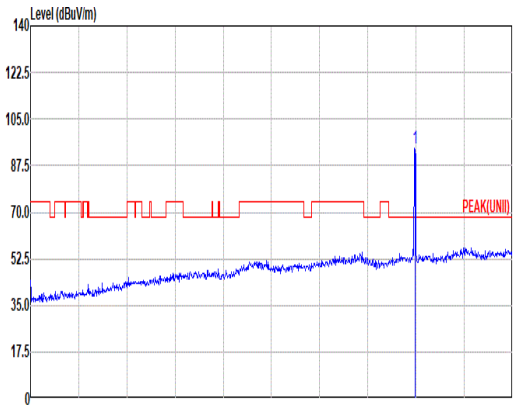
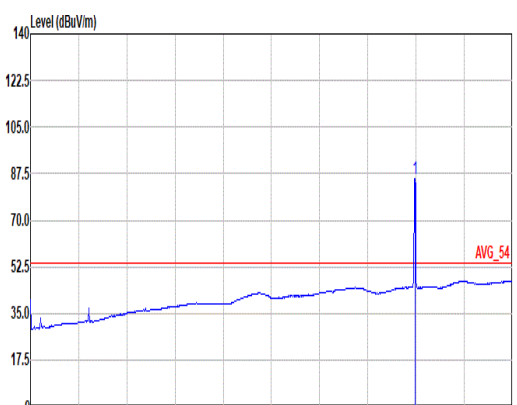


Mode	51																																																																																																																																	
	Harmonic																																																																																																																																	
	U-NII-3_5.725-5.85_802.11a_CH149_5745MHz																																																																																																																																	
ANT	2																																																																																																																																	
Pol.	Horizontal	Vertical																																																																																																																																
Peak Avg.	<p>Site : 03CH23-HY Condition: PEAK(UNII) 3m DRH18-E_LE2C05A18EN_230712 HORIZONTAL</p> <table border="1"> <thead> <tr> <th>Limit</th> <th>Read</th> <th>Ant</th> <th>Cable</th> <th>Preamp</th> <th>Aux</th> <th>APos</th> <th>TPos</th> <th>Remark</th> </tr> <tr> <th>Freq</th> <th>Level</th> <th>Line Margin</th> <th>Level</th> <th>Factor</th> <th>Loss Factor</th> <th>Factor</th> <th></th> <th></th> </tr> <tr> <th>MHz</th> <th>dBuV/m</th> <th>dBuV/m</th> <th>dB</th> <th>dBuV</th> <th>dB/m</th> <th>dB</th> <th>dB</th> <th>cm</th> <th>deg</th> </tr> </thead> <tbody> <tr> <td>1 11490.00</td> <td>59.62</td> <td>74.00</td> <td>-14.38</td> <td>42.90</td> <td>38.52</td> <td>15.63</td> <td>39.63</td> <td>2.20</td> <td>400</td> <td>129</td> <td>Peak</td> </tr> <tr> <td>2 11490.00</td> <td>50.22</td> <td>54.00</td> <td>-3.78</td> <td>33.50</td> <td>38.52</td> <td>15.63</td> <td>39.63</td> <td>2.20</td> <td>400</td> <td>129</td> <td>Average</td> </tr> <tr> <td>3 17235.00</td> <td>59.17</td> <td>68.20</td> <td>-9.03</td> <td>43.04</td> <td>39.97</td> <td>18.97</td> <td>46.14</td> <td>3.33</td> <td>308</td> <td>101</td> <td>Peak</td> </tr> </tbody> </table>	Limit	Read	Ant	Cable	Preamp	Aux	APos	TPos	Remark	Freq	Level	Line Margin	Level	Factor	Loss Factor	Factor			MHz	dBuV/m	dBuV/m	dB	dBuV	dB/m	dB	dB	cm	deg	1 11490.00	59.62	74.00	-14.38	42.90	38.52	15.63	39.63	2.20	400	129	Peak	2 11490.00	50.22	54.00	-3.78	33.50	38.52	15.63	39.63	2.20	400	129	Average	3 17235.00	59.17	68.20	-9.03	43.04	39.97	18.97	46.14	3.33	308	101	Peak	<p>Site : 03CH23-HY Condition: PEAK(UNII) 3m DRH18-E_LE2C05A18EN_230712 VERTICAL</p> <table border="1"> <thead> <tr> <th>Limit</th> <th>Read</th> <th>Ant</th> <th>Cable</th> <th>Preamp</th> <th>Aux</th> <th>APos</th> <th>TPos</th> <th>Remark</th> </tr> <tr> <th>Freq</th> <th>Level</th> <th>Line Margin</th> <th>Level</th> <th>Factor</th> <th>Loss Factor</th> <th>Factor</th> <th></th> <th></th> </tr> <tr> <th>MHz</th> <th>dBuV/m</th> <th>dBuV/m</th> <th>dB</th> <th>dBuV</th> <th>dB/m</th> <th>dB</th> <th>dB</th> <th>cm</th> <th>deg</th> </tr> </thead> <tbody> <tr> <td>1 11490.00</td> <td>62.91</td> <td>74.00</td> <td>-11.09</td> <td>46.19</td> <td>38.52</td> <td>15.63</td> <td>39.63</td> <td>2.20</td> <td>332</td> <td>106</td> <td>Peak</td> </tr> <tr> <td>2 11490.00</td> <td>53.19</td> <td>54.00</td> <td>-0.81</td> <td>36.47</td> <td>38.52</td> <td>15.63</td> <td>39.63</td> <td>2.20</td> <td>332</td> <td>106</td> <td>Average</td> </tr> <tr> <td>3 17235.00</td> <td>63.29</td> <td>68.20</td> <td>-4.91</td> <td>47.16</td> <td>39.97</td> <td>18.97</td> <td>46.14</td> <td>3.33</td> <td>176</td> <td>232</td> <td>Peak</td> </tr> </tbody> </table>	Limit	Read	Ant	Cable	Preamp	Aux	APos	TPos	Remark	Freq	Level	Line Margin	Level	Factor	Loss Factor	Factor			MHz	dBuV/m	dBuV/m	dB	dBuV	dB/m	dB	dB	cm	deg	1 11490.00	62.91	74.00	-11.09	46.19	38.52	15.63	39.63	2.20	332	106	Peak	2 11490.00	53.19	54.00	-0.81	36.47	38.52	15.63	39.63	2.20	332	106	Average	3 17235.00	63.29	68.20	-4.91	47.16	39.97	18.97	46.14	3.33	176	232	Peak
	Limit	Read	Ant	Cable	Preamp	Aux	APos	TPos	Remark																																																																																																																									
Freq	Level	Line Margin	Level	Factor	Loss Factor	Factor																																																																																																																												
MHz	dBuV/m	dBuV/m	dB	dBuV	dB/m	dB	dB	cm	deg																																																																																																																									
1 11490.00	59.62	74.00	-14.38	42.90	38.52	15.63	39.63	2.20	400	129	Peak																																																																																																																							
2 11490.00	50.22	54.00	-3.78	33.50	38.52	15.63	39.63	2.20	400	129	Average																																																																																																																							
3 17235.00	59.17	68.20	-9.03	43.04	39.97	18.97	46.14	3.33	308	101	Peak																																																																																																																							
Limit	Read	Ant	Cable	Preamp	Aux	APos	TPos	Remark																																																																																																																										
Freq	Level	Line Margin	Level	Factor	Loss Factor	Factor																																																																																																																												
MHz	dBuV/m	dBuV/m	dB	dBuV	dB/m	dB	dB	cm	deg																																																																																																																									
1 11490.00	62.91	74.00	-11.09	46.19	38.52	15.63	39.63	2.20	332	106	Peak																																																																																																																							
2 11490.00	53.19	54.00	-0.81	36.47	38.52	15.63	39.63	2.20	332	106	Average																																																																																																																							
3 17235.00	63.29	68.20	-4.91	47.16	39.97	18.97	46.14	3.33	176	232	Peak																																																																																																																							



Mode	51	
	Harmonic	
	U-NII-3_5.725-5.85_802.11a_CH149_5745MHz	
ANT	2	
Pol.	Horizontal	Vertical
10.6G ~18G Avg.	<p>Site : 03CH23-HY Condition: AVG_54 3m DRH18-E_LE2C05A18EN_230712 HORIZONTAL</p>	<p>Site : 03CH23-HY Condition: AVG_54 3m DRH18-E_LE2C05A18EN_230712 VERTICAL</p>



	52																																																																																																																																
Mode	Band Edge - L																																																																																																																																
	U-NII-3_5.725-5.85_802.11a_CH157_5785MHz																																																																																																																																
ANT	2																																																																																																																																
Pol.	Horizontal	Fundamental																																																																																																																															
Peak	 <p>Level (dBuV/m)</p> <p>Frequency (MHz)</p> <p>PEAK_BE(B4)_16-24</p> <p>Site : 03CH23-HY Condition: PEAK_BE(B4)_16-24 3m DRH18-E_LE2C05A18EN_230712 HORIZONTAL : RBW:1000.000kHz VBW:3000.000kHz SWT:Auto</p> <table border="1"> <thead> <tr> <th></th> <th>Limit</th> <th>Read</th> <th>Ant</th> <th>Cable</th> <th>Preamp</th> <th>Aux</th> <th>Apos</th> <th>Tpos</th> <th></th> </tr> <tr> <th>Freq</th> <th>Level</th> <th>Line Margin</th> <th>Level</th> <th>Factor</th> <th>Loss</th> <th>Factor</th> <th>Factor</th> <th>Factor</th> <th>Remark</th> </tr> <tr> <th>MHz</th> <th>dBuV/m</th> <th>dBuV/m</th> <th>dB</th> <th>dBuV</th> <th>dB/m</th> <th>dB</th> <th>dB</th> <th>dB</th> <th>cm</th> <th>deg</th> </tr> </thead> <tbody> <tr> <td>1</td> <td>5614.80</td> <td>53.11</td> <td>68.20</td> <td>-15.09</td> <td>38.37</td> <td>33.19</td> <td>11.20</td> <td>33.81</td> <td>4.16</td> <td>100</td> <td>343</td> <td>PEAK</td> </tr> <tr> <td>2</td> <td>5651.80</td> <td>51.84</td> <td>69.54</td> <td>-17.70</td> <td>36.95</td> <td>33.41</td> <td>11.14</td> <td>33.83</td> <td>4.17</td> <td>100</td> <td>343</td> <td>PEAK</td> </tr> <tr> <td>3</td> <td>5700.09</td> <td>51.27</td> <td>105.22</td> <td>-53.95</td> <td>36.19</td> <td>33.70</td> <td>11.06</td> <td>33.86</td> <td>4.18</td> <td>100</td> <td>343</td> <td>PEAK</td> </tr> <tr> <td>4</td> <td>5720.25</td> <td>51.28</td> <td>111.37</td> <td>-60.09</td> <td>36.16</td> <td>33.78</td> <td>11.03</td> <td>33.87</td> <td>4.18</td> <td>100</td> <td>343</td> <td>PEAK</td> </tr> </tbody> </table>		Limit	Read	Ant	Cable	Preamp	Aux	Apos	Tpos		Freq	Level	Line Margin	Level	Factor	Loss	Factor	Factor	Factor	Remark	MHz	dBuV/m	dBuV/m	dB	dBuV	dB/m	dB	dB	dB	cm	deg	1	5614.80	53.11	68.20	-15.09	38.37	33.19	11.20	33.81	4.16	100	343	PEAK	2	5651.80	51.84	69.54	-17.70	36.95	33.41	11.14	33.83	4.17	100	343	PEAK	3	5700.09	51.27	105.22	-53.95	36.19	33.70	11.06	33.86	4.18	100	343	PEAK	4	5720.25	51.28	111.37	-60.09	36.16	33.78	11.03	33.87	4.18	100	343	PEAK	 <p>Level (dBuV/m)</p> <p>Frequency (MHz)</p> <p>PEAK(UNI)</p> <p>Site : 03CH23-HY Condition: PEAK(UNI) 3m DRH18-E_LE2C05A18EN_230712 HORIZONTAL : RBW:1000.000kHz VBW:3000.000kHz SWT:Auto</p> <table border="1"> <thead> <tr> <th></th> <th>Limit</th> <th>Read</th> <th>Ant</th> <th>Cable</th> <th>Preamp</th> <th>Aux</th> <th>Apos</th> <th>Tpos</th> <th></th> </tr> <tr> <th>Freq</th> <th>Level</th> <th>Line Margin</th> <th>Level</th> <th>Factor</th> <th>Loss</th> <th>Factor</th> <th>Factor</th> <th>Factor</th> <th>Remark</th> </tr> <tr> <th>MHz</th> <th>dBuV/m</th> <th>dBuV/m</th> <th>dB</th> <th>dBuV</th> <th>dB/m</th> <th>dB</th> <th>dB</th> <th>dB</th> <th>cm</th> <th>deg</th> </tr> </thead> <tbody> <tr> <td>1</td> <td>5785.00</td> <td>94.08</td> <td>-----</td> <td>-----</td> <td>78.89</td> <td>33.96</td> <td>10.94</td> <td>33.91</td> <td>4.20</td> <td>100</td> <td>343</td> <td>PEAK</td> </tr> </tbody> </table>		Limit	Read	Ant	Cable	Preamp	Aux	Apos	Tpos		Freq	Level	Line Margin	Level	Factor	Loss	Factor	Factor	Factor	Remark	MHz	dBuV/m	dBuV/m	dB	dBuV	dB/m	dB	dB	dB	cm	deg	1	5785.00	94.08	-----	-----	78.89	33.96	10.94	33.91	4.20	100	343	PEAK
		Limit	Read	Ant	Cable	Preamp	Aux	Apos	Tpos																																																																																																																								
Freq	Level	Line Margin	Level	Factor	Loss	Factor	Factor	Factor	Remark																																																																																																																								
MHz	dBuV/m	dBuV/m	dB	dBuV	dB/m	dB	dB	dB	cm	deg																																																																																																																							
1	5614.80	53.11	68.20	-15.09	38.37	33.19	11.20	33.81	4.16	100	343	PEAK																																																																																																																					
2	5651.80	51.84	69.54	-17.70	36.95	33.41	11.14	33.83	4.17	100	343	PEAK																																																																																																																					
3	5700.09	51.27	105.22	-53.95	36.19	33.70	11.06	33.86	4.18	100	343	PEAK																																																																																																																					
4	5720.25	51.28	111.37	-60.09	36.16	33.78	11.03	33.87	4.18	100	343	PEAK																																																																																																																					
	Limit	Read	Ant	Cable	Preamp	Aux	Apos	Tpos																																																																																																																									
Freq	Level	Line Margin	Level	Factor	Loss	Factor	Factor	Factor	Remark																																																																																																																								
MHz	dBuV/m	dBuV/m	dB	dBuV	dB/m	dB	dB	dB	cm	deg																																																																																																																							
1	5785.00	94.08	-----	-----	78.89	33.96	10.94	33.91	4.20	100	343	PEAK																																																																																																																					
Avg.	Blank	 <p>Level (dBuV/m)</p> <p>Frequency (MHz)</p> <p>AVG_54</p> <p>Site : 03CH23-HY Condition: AVG_54 3m DRH18-E_LE2C05A18EN_230712 HORIZONTAL : RBW:1000.000kHz VBW:0.750kHz SWT:Auto</p> <table border="1"> <thead> <tr> <th></th> <th>Limit</th> <th>Read</th> <th>Ant</th> <th>Cable</th> <th>Preamp</th> <th>Aux</th> <th>Apos</th> <th>Tpos</th> <th></th> </tr> <tr> <th>Freq</th> <th>Level</th> <th>Line Margin</th> <th>Level</th> <th>Factor</th> <th>Loss</th> <th>Factor</th> <th>Factor</th> <th>Factor</th> <th>Remark</th> </tr> <tr> <th>MHz</th> <th>dBuV/m</th> <th>dBuV/m</th> <th>dB</th> <th>dBuV</th> <th>dB/m</th> <th>dB</th> <th>dB</th> <th>dB</th> <th>cm</th> <th>deg</th> </tr> </thead> <tbody> <tr> <td>1</td> <td>5785.00</td> <td>85.49</td> <td>-----</td> <td>-----</td> <td>70.30</td> <td>33.96</td> <td>10.94</td> <td>33.91</td> <td>4.20</td> <td>100</td> <td>343</td> <td>AVERAGE</td> </tr> </tbody> </table>		Limit	Read	Ant	Cable	Preamp	Aux	Apos	Tpos		Freq	Level	Line Margin	Level	Factor	Loss	Factor	Factor	Factor	Remark	MHz	dBuV/m	dBuV/m	dB	dBuV	dB/m	dB	dB	dB	cm	deg	1	5785.00	85.49	-----	-----	70.30	33.96	10.94	33.91	4.20	100	343	AVERAGE																																																																																			
	Limit	Read	Ant	Cable	Preamp	Aux	Apos	Tpos																																																																																																																									
Freq	Level	Line Margin	Level	Factor	Loss	Factor	Factor	Factor	Remark																																																																																																																								
MHz	dBuV/m	dBuV/m	dB	dBuV	dB/m	dB	dB	dB	cm	deg																																																																																																																							
1	5785.00	85.49	-----	-----	70.30	33.96	10.94	33.91	4.20	100	343	AVERAGE																																																																																																																					



Mode	52																																																																																			
	Band Edge - R																																																																																			
	U-NII-3_5.725-5.85_802.11a_CH157_5785MHz																																																																																			
ANT	2																																																																																			
Pol.	Horizontal	Fundamental																																																																																		
Peak	<p>Site : 03CH23-HY            Condition: PEAK_BE(B4)_16-24 3m DRH18-E_LE2C05A18EN_230712 HORIZONTAL            : RBW:1000.000kHz VBW:3000.000kHz SWT:Auto</p> <table border="1"> <thead> <tr> <th>Peak</th> <th>Limit</th> <th>Read</th> <th>Ant</th> <th>Cable</th> <th>Preamp</th> <th>Aux</th> <th>Apos</th> <th>TPos</th> <th>Remark</th> </tr> <tr> <th>Freq</th> <th>Level</th> <th>Line Margin</th> <th>Level</th> <th>Factor</th> <th>Loss</th> <th>Factor</th> <th>Factor</th> <th>cm</th> <th>deg</th> </tr> <tr> <th>MHz</th> <th>dBuV/m</th> <th>dBuV/m</th> <th>dB</th> <th>dBuV</th> <th>dB/m</th> <th>dB</th> <th>dB</th> <th>dB</th> <th></th> </tr> </thead> <tbody> <tr> <td>1</td> <td>5854.96</td> <td>52.11</td> <td>110.09</td> <td>-58.78</td> <td>36.08</td> <td>33.90</td> <td>11.12</td> <td>33.95</td> <td>4.16</td> <td>100</td> <td>343</td> <td>PEAK</td> </tr> <tr> <td>2</td> <td>5872.62</td> <td>51.54</td> <td>105.87</td> <td>-54.33</td> <td>36.27</td> <td>33.90</td> <td>11.18</td> <td>33.96</td> <td>4.15</td> <td>100</td> <td>343</td> <td>PEAK</td> </tr> <tr> <td>3</td> <td>5924.92</td> <td>50.26</td> <td>68.26</td> <td>-18.00</td> <td>34.00</td> <td>33.95</td> <td>11.38</td> <td>33.99</td> <td>4.12</td> <td>100</td> <td>343</td> <td>PEAK</td> </tr> <tr> <td>4</td> <td>5932.35</td> <td>52.79</td> <td>68.20</td> <td>-15.41</td> <td>37.31</td> <td>33.96</td> <td>11.41</td> <td>34.00</td> <td>4.11</td> <td>100</td> <td>343</td> <td>PEAK</td> </tr> </tbody> </table>	Peak	Limit	Read	Ant	Cable	Preamp	Aux	Apos	TPos	Remark	Freq	Level	Line Margin	Level	Factor	Loss	Factor	Factor	cm	deg	MHz	dBuV/m	dBuV/m	dB	dBuV	dB/m	dB	dB	dB		1	5854.96	52.11	110.09	-58.78	36.08	33.90	11.12	33.95	4.16	100	343	PEAK	2	5872.62	51.54	105.87	-54.33	36.27	33.90	11.18	33.96	4.15	100	343	PEAK	3	5924.92	50.26	68.26	-18.00	34.00	33.95	11.38	33.99	4.12	100	343	PEAK	4	5932.35	52.79	68.20	-15.41	37.31	33.96	11.41	34.00	4.11	100	343	PEAK	Blank
Peak	Limit	Read	Ant	Cable	Preamp	Aux	Apos	TPos	Remark																																																																											
Freq	Level	Line Margin	Level	Factor	Loss	Factor	Factor	cm	deg																																																																											
MHz	dBuV/m	dBuV/m	dB	dBuV	dB/m	dB	dB	dB																																																																												
1	5854.96	52.11	110.09	-58.78	36.08	33.90	11.12	33.95	4.16	100	343	PEAK																																																																								
2	5872.62	51.54	105.87	-54.33	36.27	33.90	11.18	33.96	4.15	100	343	PEAK																																																																								
3	5924.92	50.26	68.26	-18.00	34.00	33.95	11.38	33.99	4.12	100	343	PEAK																																																																								
4	5932.35	52.79	68.20	-15.41	37.31	33.96	11.41	34.00	4.11	100	343	PEAK																																																																								



	52																																																																																																																														
Mode	Band Edge - L																																																																																																																														
	U-NII-3_5.725-5.85_802.11a_CH157_5785MHz																																																																																																																														
ANT	2																																																																																																																														
Pol.	Vertical	Fundamental																																																																																																																													
Peak	<p>Level (dBuV/m)</p> <p>Frequency (MHz)</p> <p>PEAK_BE(B4)_16-24</p> <p>Site : 03CH23-HY Condition: PEAK_BE(B4)_16-24 3m DRH18-E_LE2C05A18EN_230712 VERTICAL : RBW:1000.000kHz VBW:3000.000kHz SWT:Auto</p> <table border="1"> <thead> <tr> <th></th> <th>Limit</th> <th>Read</th> <th>Ant</th> <th>Cable</th> <th>Preamp</th> <th>Aux</th> <th>Apos</th> <th>TPos</th> <th></th> </tr> <tr> <th>Freq</th> <th>Level</th> <th>Line Margin</th> <th>Level</th> <th>Loss Factor</th> <th>Loss Factor</th> <th>Factor</th> <th>Factor</th> <th>Factor</th> <th>Remark</th> </tr> <tr> <th>MHz</th> <th>dBuV/m</th> <th>dBuV/m</th> <th>dB</th> <th>dBuV</th> <th>dB/m</th> <th>dB</th> <th>dB</th> <th>dB</th> <th>cm</th> </tr> </thead> <tbody> <tr> <td>1</td> <td>5637.93</td> <td>53.80</td> <td>68.20</td> <td>-14.40</td> <td>38.96</td> <td>33.33</td> <td>11.16</td> <td>33.02</td> <td>4.17</td> <td>200</td> <td>176</td> <td>PEAK</td> </tr> <tr> <td>2</td> <td>5650.14</td> <td>52.87</td> <td>68.30</td> <td>-15.43</td> <td>37.99</td> <td>33.40</td> <td>11.14</td> <td>33.83</td> <td>4.17</td> <td>200</td> <td>176</td> <td>PEAK</td> </tr> <tr> <td>3</td> <td>5707.30</td> <td>56.37</td> <td>107.25</td> <td>-50.88</td> <td>41.27</td> <td>33.73</td> <td>11.05</td> <td>33.86</td> <td>4.18</td> <td>200</td> <td>176</td> <td>PEAK</td> </tr> <tr> <td>4</td> <td>5720.07</td> <td>53.75</td> <td>110.95</td> <td>-57.20</td> <td>38.63</td> <td>33.78</td> <td>11.03</td> <td>33.87</td> <td>4.18</td> <td>200</td> <td>176</td> <td>PEAK</td> </tr> </tbody> </table>		Limit	Read	Ant	Cable	Preamp	Aux	Apos	TPos		Freq	Level	Line Margin	Level	Loss Factor	Loss Factor	Factor	Factor	Factor	Remark	MHz	dBuV/m	dBuV/m	dB	dBuV	dB/m	dB	dB	dB	cm	1	5637.93	53.80	68.20	-14.40	38.96	33.33	11.16	33.02	4.17	200	176	PEAK	2	5650.14	52.87	68.30	-15.43	37.99	33.40	11.14	33.83	4.17	200	176	PEAK	3	5707.30	56.37	107.25	-50.88	41.27	33.73	11.05	33.86	4.18	200	176	PEAK	4	5720.07	53.75	110.95	-57.20	38.63	33.78	11.03	33.87	4.18	200	176	PEAK	<p>Level (dBuV/m)</p> <p>Frequency (MHz)</p> <p>PEAK(UNI)</p> <p>Site : 03CH23-HY Condition: PEAK(UNI) 3m DRH18-E_LE2C05A18EN_230712 VERTICAL : RBW:1000.000kHz VBW:3000.000kHz SWT:Auto</p> <table border="1"> <thead> <tr> <th></th> <th>Limit</th> <th>Read</th> <th>Ant</th> <th>Cable</th> <th>Preamp</th> <th>Aux</th> <th>Apos</th> <th>TPos</th> <th></th> </tr> <tr> <th>Freq</th> <th>Level</th> <th>Line Margin</th> <th>Level</th> <th>Loss Factor</th> <th>Loss Factor</th> <th>Factor</th> <th>Factor</th> <th>Factor</th> <th>Remark</th> </tr> <tr> <th>MHz</th> <th>dBuV/m</th> <th>dBuV/m</th> <th>dB</th> <th>dBuV</th> <th>dB/m</th> <th>dB</th> <th>dB</th> <th>dB</th> <th>cm</th> </tr> </thead> <tbody> <tr> <td>1</td> <td>5785.00</td> <td>111.33</td> <td>-----</td> <td>-----</td> <td>96.13</td> <td>33.98</td> <td>10.93</td> <td>33.91</td> <td>4.20</td> <td>200</td> <td>176</td> <td>PEAK</td> </tr> </tbody> </table>		Limit	Read	Ant	Cable	Preamp	Aux	Apos	TPos		Freq	Level	Line Margin	Level	Loss Factor	Loss Factor	Factor	Factor	Factor	Remark	MHz	dBuV/m	dBuV/m	dB	dBuV	dB/m	dB	dB	dB	cm	1	5785.00	111.33	-----	-----	96.13	33.98	10.93	33.91	4.20	200	176	PEAK
		Limit	Read	Ant	Cable	Preamp	Aux	Apos	TPos																																																																																																																						
Freq	Level	Line Margin	Level	Loss Factor	Loss Factor	Factor	Factor	Factor	Remark																																																																																																																						
MHz	dBuV/m	dBuV/m	dB	dBuV	dB/m	dB	dB	dB	cm																																																																																																																						
1	5637.93	53.80	68.20	-14.40	38.96	33.33	11.16	33.02	4.17	200	176	PEAK																																																																																																																			
2	5650.14	52.87	68.30	-15.43	37.99	33.40	11.14	33.83	4.17	200	176	PEAK																																																																																																																			
3	5707.30	56.37	107.25	-50.88	41.27	33.73	11.05	33.86	4.18	200	176	PEAK																																																																																																																			
4	5720.07	53.75	110.95	-57.20	38.63	33.78	11.03	33.87	4.18	200	176	PEAK																																																																																																																			
	Limit	Read	Ant	Cable	Preamp	Aux	Apos	TPos																																																																																																																							
Freq	Level	Line Margin	Level	Loss Factor	Loss Factor	Factor	Factor	Factor	Remark																																																																																																																						
MHz	dBuV/m	dBuV/m	dB	dBuV	dB/m	dB	dB	dB	cm																																																																																																																						
1	5785.00	111.33	-----	-----	96.13	33.98	10.93	33.91	4.20	200	176	PEAK																																																																																																																			
Avg.	Blank	<p>Level (dBuV/m)</p> <p>Frequency (MHz)</p> <p>AVG_54</p> <p>Site : 03CH23-HY Condition: AVG_54 3m DRH18-E_LE2C05A18EN_230712 VERTICAL : RBW:1000.000kHz VBW:0.750kHz SWT:Auto</p> <table border="1"> <thead> <tr> <th></th> <th>Limit</th> <th>Read</th> <th>Ant</th> <th>Cable</th> <th>Preamp</th> <th>Aux</th> <th>Apos</th> <th>TPos</th> <th></th> </tr> <tr> <th>Freq</th> <th>Level</th> <th>Line Margin</th> <th>Level</th> <th>Loss Factor</th> <th>Loss Factor</th> <th>Factor</th> <th>Factor</th> <th>Factor</th> <th>Remark</th> </tr> <tr> <th>MHz</th> <th>dBuV/m</th> <th>dBuV/m</th> <th>dB</th> <th>dBuV</th> <th>dB/m</th> <th>dB</th> <th>dB</th> <th>dB</th> <th>cm</th> </tr> </thead> <tbody> <tr> <td>1</td> <td>5785.00</td> <td>103.32</td> <td>-----</td> <td>-----</td> <td>88.13</td> <td>33.96</td> <td>10.94</td> <td>33.91</td> <td>4.20</td> <td>200</td> <td>176</td> <td>AVERAGE</td> </tr> </tbody> </table>		Limit	Read	Ant	Cable	Preamp	Aux	Apos	TPos		Freq	Level	Line Margin	Level	Loss Factor	Loss Factor	Factor	Factor	Factor	Remark	MHz	dBuV/m	dBuV/m	dB	dBuV	dB/m	dB	dB	dB	cm	1	5785.00	103.32	-----	-----	88.13	33.96	10.94	33.91	4.20	200	176	AVERAGE																																																																																		
	Limit	Read	Ant	Cable	Preamp	Aux	Apos	TPos																																																																																																																							
Freq	Level	Line Margin	Level	Loss Factor	Loss Factor	Factor	Factor	Factor	Remark																																																																																																																						
MHz	dBuV/m	dBuV/m	dB	dBuV	dB/m	dB	dB	dB	cm																																																																																																																						
1	5785.00	103.32	-----	-----	88.13	33.96	10.94	33.91	4.20	200	176	AVERAGE																																																																																																																			



Mode	52																																																																															
	Band Edge - R																																																																															
	U-NII-3_5.725-5.85_802.11a_CH157_5785MHz																																																																															
ANT	2																																																																															
Pol.	Vertical	Fundamental																																																																														
Peak	<p>Site : 03CH23-HY          Condition: PEAK_BE(B4)_16-24 3m DRH18-E_LE2C05A18EN_230712 VERTICAL          : RBW:1000.000kHz VBW:3000.000kHz SWT:Auto</p> <table border="1"> <thead> <tr> <th>Peak</th> <th>Freq</th> <th>Level</th> <th>Limit</th> <th>Line Margin</th> <th>Read Level</th> <th>Ant Factor</th> <th>Cable Loss</th> <th>Preamp Factor</th> <th>Aux Factor</th> <th>APos</th> <th>TPos</th> <th>Remark</th> </tr> <tr> <th></th> <th>MHz</th> <th>dBuV/m</th> <th>dBuV/m</th> <th>dB</th> <th>dBuV</th> <th>dB/m</th> <th>dB</th> <th>dB</th> <th>dB</th> <th>cm</th> <th>deg</th> <th></th> </tr> </thead> <tbody> <tr> <td>1</td> <td>5854.96</td> <td>51.68</td> <td>110.09</td> <td>-59.21</td> <td>36.45</td> <td>33.90</td> <td>11.12</td> <td>33.95</td> <td>4.16</td> <td>200</td> <td>176</td> <td>PEAK</td> </tr> <tr> <td>2</td> <td>5870.97</td> <td>53.54</td> <td>106.33</td> <td>-52.79</td> <td>38.27</td> <td>33.90</td> <td>11.18</td> <td>33.96</td> <td>4.15</td> <td>200</td> <td>176</td> <td>PEAK</td> </tr> <tr> <td>3</td> <td>5923.77</td> <td>52.87</td> <td>69.11</td> <td>-16.24</td> <td>37.42</td> <td>33.95</td> <td>11.37</td> <td>33.99</td> <td>4.12</td> <td>200</td> <td>176</td> <td>PEAK</td> </tr> <tr> <td>4</td> <td>5927.07</td> <td>53.69</td> <td>68.20</td> <td>-14.51</td> <td>38.23</td> <td>33.95</td> <td>11.39</td> <td>34.00</td> <td>4.12</td> <td>200</td> <td>176</td> <td>PEAK</td> </tr> </tbody> </table>	Peak	Freq	Level	Limit	Line Margin	Read Level	Ant Factor	Cable Loss	Preamp Factor	Aux Factor	APos	TPos	Remark		MHz	dBuV/m	dBuV/m	dB	dBuV	dB/m	dB	dB	dB	cm	deg		1	5854.96	51.68	110.09	-59.21	36.45	33.90	11.12	33.95	4.16	200	176	PEAK	2	5870.97	53.54	106.33	-52.79	38.27	33.90	11.18	33.96	4.15	200	176	PEAK	3	5923.77	52.87	69.11	-16.24	37.42	33.95	11.37	33.99	4.12	200	176	PEAK	4	5927.07	53.69	68.20	-14.51	38.23	33.95	11.39	34.00	4.12	200	176	PEAK	Blank
Peak	Freq	Level	Limit	Line Margin	Read Level	Ant Factor	Cable Loss	Preamp Factor	Aux Factor	APos	TPos	Remark																																																																				
	MHz	dBuV/m	dBuV/m	dB	dBuV	dB/m	dB	dB	dB	cm	deg																																																																					
1	5854.96	51.68	110.09	-59.21	36.45	33.90	11.12	33.95	4.16	200	176	PEAK																																																																				
2	5870.97	53.54	106.33	-52.79	38.27	33.90	11.18	33.96	4.15	200	176	PEAK																																																																				
3	5923.77	52.87	69.11	-16.24	37.42	33.95	11.37	33.99	4.12	200	176	PEAK																																																																				
4	5927.07	53.69	68.20	-14.51	38.23	33.95	11.39	34.00	4.12	200	176	PEAK																																																																				



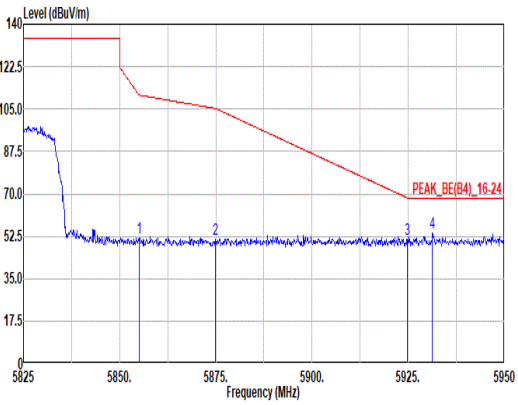
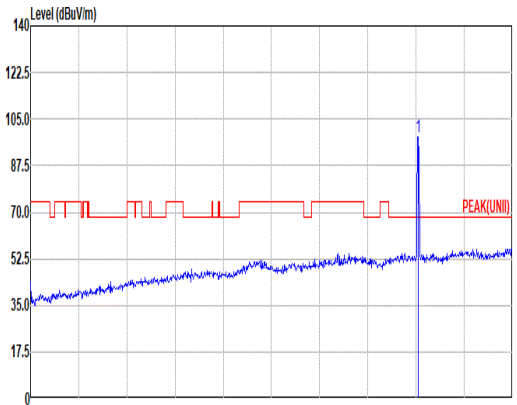
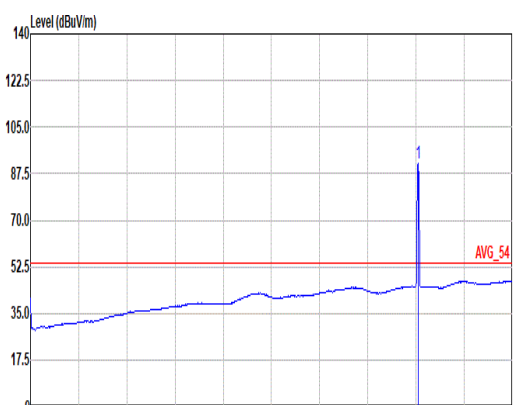
Mode	52																																																																																																																															
	Harmonic																																																																																																																															
	U-NII-3_5.725-5.85_802.11a_CH157_5785MHz																																																																																																																															
ANT	2																																																																																																																															
Pol.	Horizontal	Vertical																																																																																																																														
Peak Avg.	<p>Site : 03CH23-HY Condition: PEAK(UNII) 3m DRH18-E_LE2C05A18EN_230712 HORIZONTAL</p> <table border="1"> <thead> <tr> <th>Limit</th> <th>Read</th> <th>Ant</th> <th>Cable</th> <th>Preamp</th> <th>Aux</th> <th>APos</th> <th>TPos</th> <th>Remark</th> </tr> <tr> <th>Freq</th> <th>Level</th> <th>Line Margin</th> <th>Level</th> <th>Factor</th> <th>Loss Factor</th> <th>Factor</th> <th></th> <th></th> </tr> <tr> <th>MHz</th> <th>dBuV/m</th> <th>dBuV/m</th> <th>dB</th> <th>dBuV</th> <th>dB/m</th> <th>dB</th> <th>dB</th> <th>cm</th> </tr> </thead> <tbody> <tr> <td>1 11570.00</td> <td>61.50</td> <td>74.00</td> <td>-12.50</td> <td>44.05</td> <td>38.46</td> <td>15.70</td> <td>39.71</td> <td>2.20</td> <td>399</td> <td>126</td> <td>Peak</td> </tr> <tr> <td>2 11570.00</td> <td>50.92</td> <td>54.00</td> <td>-3.08</td> <td>34.27</td> <td>38.46</td> <td>15.70</td> <td>39.71</td> <td>2.20</td> <td>399</td> <td>126</td> <td>Average</td> </tr> <tr> <td>3 17355.00</td> <td>61.84</td> <td>68.20</td> <td>-6.36</td> <td>45.82</td> <td>39.90</td> <td>19.04</td> <td>46.29</td> <td>3.37</td> <td>301</td> <td>66</td> <td>Peak</td> </tr> </tbody> </table>	Limit	Read	Ant	Cable	Preamp	Aux	APos	TPos	Remark	Freq	Level	Line Margin	Level	Factor	Loss Factor	Factor			MHz	dBuV/m	dBuV/m	dB	dBuV	dB/m	dB	dB	cm	1 11570.00	61.50	74.00	-12.50	44.05	38.46	15.70	39.71	2.20	399	126	Peak	2 11570.00	50.92	54.00	-3.08	34.27	38.46	15.70	39.71	2.20	399	126	Average	3 17355.00	61.84	68.20	-6.36	45.82	39.90	19.04	46.29	3.37	301	66	Peak	<p>Site : 03CH23-HY Condition: PEAK(UNII) 3m DRH18-E_LE2C05A18EN_230712 VERTICAL</p> <table border="1"> <thead> <tr> <th>Limit</th> <th>Read</th> <th>Ant</th> <th>Cable</th> <th>Preamp</th> <th>Aux</th> <th>APos</th> <th>TPos</th> <th>Remark</th> </tr> <tr> <th>Freq</th> <th>Level</th> <th>Line Margin</th> <th>Level</th> <th>Factor</th> <th>Loss Factor</th> <th>Factor</th> <th></th> <th></th> </tr> <tr> <th>MHz</th> <th>dBuV/m</th> <th>dBuV/m</th> <th>dB</th> <th>dBuV</th> <th>dB/m</th> <th>dB</th> <th>dB</th> <th>cm</th> </tr> </thead> <tbody> <tr> <td>1 11570.00</td> <td>64.84</td> <td>74.00</td> <td>-9.16</td> <td>48.19</td> <td>38.46</td> <td>15.70</td> <td>39.71</td> <td>2.20</td> <td>298</td> <td>107</td> <td>Peak</td> </tr> <tr> <td>2 11570.00</td> <td>53.10</td> <td>54.00</td> <td>-0.90</td> <td>36.45</td> <td>38.46</td> <td>15.70</td> <td>39.71</td> <td>2.20</td> <td>298</td> <td>107</td> <td>Average</td> </tr> <tr> <td>3 17355.00</td> <td>64.76</td> <td>68.20</td> <td>-3.44</td> <td>48.74</td> <td>39.90</td> <td>19.04</td> <td>46.29</td> <td>3.37</td> <td>206</td> <td>235</td> <td>Peak</td> </tr> </tbody> </table>	Limit	Read	Ant	Cable	Preamp	Aux	APos	TPos	Remark	Freq	Level	Line Margin	Level	Factor	Loss Factor	Factor			MHz	dBuV/m	dBuV/m	dB	dBuV	dB/m	dB	dB	cm	1 11570.00	64.84	74.00	-9.16	48.19	38.46	15.70	39.71	2.20	298	107	Peak	2 11570.00	53.10	54.00	-0.90	36.45	38.46	15.70	39.71	2.20	298	107	Average	3 17355.00	64.76	68.20	-3.44	48.74	39.90	19.04	46.29	3.37	206	235	Peak
Limit	Read	Ant	Cable	Preamp	Aux	APos	TPos	Remark																																																																																																																								
Freq	Level	Line Margin	Level	Factor	Loss Factor	Factor																																																																																																																										
MHz	dBuV/m	dBuV/m	dB	dBuV	dB/m	dB	dB	cm																																																																																																																								
1 11570.00	61.50	74.00	-12.50	44.05	38.46	15.70	39.71	2.20	399	126	Peak																																																																																																																					
2 11570.00	50.92	54.00	-3.08	34.27	38.46	15.70	39.71	2.20	399	126	Average																																																																																																																					
3 17355.00	61.84	68.20	-6.36	45.82	39.90	19.04	46.29	3.37	301	66	Peak																																																																																																																					
Limit	Read	Ant	Cable	Preamp	Aux	APos	TPos	Remark																																																																																																																								
Freq	Level	Line Margin	Level	Factor	Loss Factor	Factor																																																																																																																										
MHz	dBuV/m	dBuV/m	dB	dBuV	dB/m	dB	dB	cm																																																																																																																								
1 11570.00	64.84	74.00	-9.16	48.19	38.46	15.70	39.71	2.20	298	107	Peak																																																																																																																					
2 11570.00	53.10	54.00	-0.90	36.45	38.46	15.70	39.71	2.20	298	107	Average																																																																																																																					
3 17355.00	64.76	68.20	-3.44	48.74	39.90	19.04	46.29	3.37	206	235	Peak																																																																																																																					



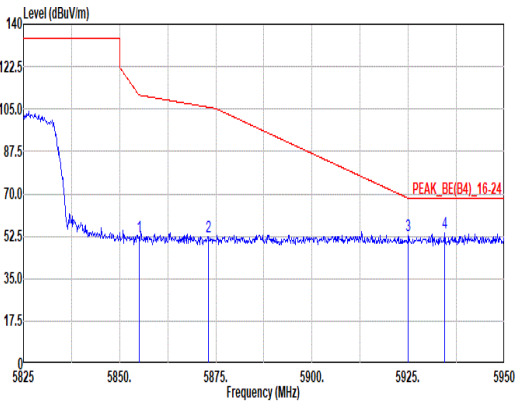
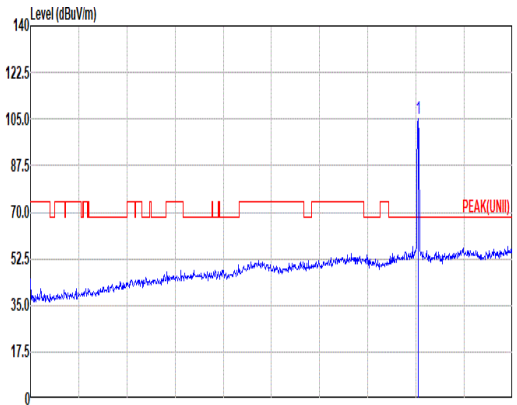
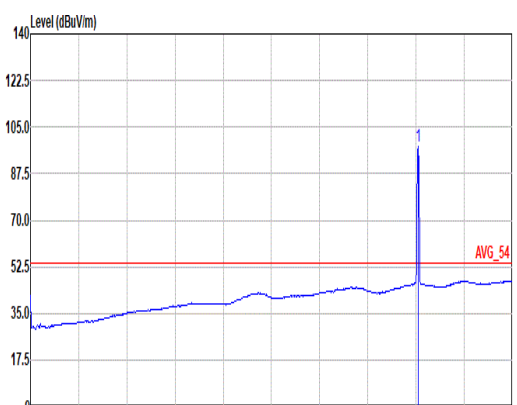


Mode	52	
	Harmonic	
	U-NII-3_5.725-5.85_802.11a_CH157_5785MHz	
ANT	2	
Pol.	Horizontal	Vertical
10.6G ~18G Avg.	<p>Site : 03CH23-HY Condition: AVG_54 3m DRH18-E_LE2C05A18EN_230712 HORIZONTAL</p>	<p>Site : 03CH23-HY Condition: AVG_54 3m DRH18-E_LE2C05A18EN_230712 VERTICAL</p>



Mode	53																																																																																																																						
	Band Edge																																																																																																																						
	U-NII-3_5.725-5.85_802.11a_CH165_5825MHz																																																																																																																						
ANT	2																																																																																																																						
Pol.	Horizontal	Fundamental																																																																																																																					
Peak	 <p>Site : 03CH23-HY Condition: PEAK_BE(B4)_16-24 3m DRH18-E_LE2C05A18EN_230712 HORIZONTAL : RBW:1000.000kHz VBW:3000.000kHz SWT:Auto</p> <table border="1"> <thead> <tr> <th>Peak</th> <th>Freq</th> <th>Level</th> <th>Limit</th> <th>Line Margin</th> <th>Read Level</th> <th>Ant Factor</th> <th>Cable Loss</th> <th>Preamp Factor</th> <th>Aux Factor</th> <th>APos</th> <th>TPos</th> <th>Remark</th> </tr> <tr> <th></th> <th>MHz</th> <th>dBuV/m</th> <th>dBuV/m</th> <th>dB</th> <th>dBuV</th> <th>dB/m</th> <th>dB</th> <th>dB</th> <th>dB</th> <th>cm</th> <th>deg</th> <th></th> </tr> </thead> <tbody> <tr> <td>1</td> <td>5855.00</td> <td>51.56</td> <td>110.00</td> <td>-59.24</td> <td>36.33</td> <td>33.90</td> <td>11.12</td> <td>33.95</td> <td>4.16</td> <td>241</td> <td>196</td> <td>PEAK</td> </tr> <tr> <td>2</td> <td>5874.88</td> <td>51.28</td> <td>105.23</td> <td>-53.95</td> <td>36.00</td> <td>33.90</td> <td>11.19</td> <td>33.96</td> <td>4.15</td> <td>241</td> <td>196</td> <td>PEAK</td> </tr> <tr> <td>3</td> <td>5924.75</td> <td>51.26</td> <td>68.38</td> <td>-17.12</td> <td>35.80</td> <td>33.95</td> <td>11.38</td> <td>33.99</td> <td>4.12</td> <td>241</td> <td>196</td> <td>PEAK</td> </tr> <tr> <td>4</td> <td>5931.25</td> <td>53.77</td> <td>68.20</td> <td>-14.43</td> <td>38.30</td> <td>33.96</td> <td>11.40</td> <td>34.00</td> <td>4.11</td> <td>241</td> <td>196</td> <td>PEAK</td> </tr> </tbody> </table>	Peak	Freq	Level	Limit	Line Margin	Read Level	Ant Factor	Cable Loss	Preamp Factor	Aux Factor	APos	TPos	Remark		MHz	dBuV/m	dBuV/m	dB	dBuV	dB/m	dB	dB	dB	cm	deg		1	5855.00	51.56	110.00	-59.24	36.33	33.90	11.12	33.95	4.16	241	196	PEAK	2	5874.88	51.28	105.23	-53.95	36.00	33.90	11.19	33.96	4.15	241	196	PEAK	3	5924.75	51.26	68.38	-17.12	35.80	33.95	11.38	33.99	4.12	241	196	PEAK	4	5931.25	53.77	68.20	-14.43	38.30	33.96	11.40	34.00	4.11	241	196	PEAK	 <p>Site : 03CH23-HY Condition: PEAK(UNII) 3m DRH18-E_LE2C05A18EN_230712 HORIZONTAL : RBW:1000.000kHz VBW:3000.000kHz SWT:Auto</p> <table border="1"> <thead> <tr> <th>Peak</th> <th>Freq</th> <th>Level</th> <th>Limit</th> <th>Line Margin</th> <th>Read Level</th> <th>Ant Factor</th> <th>Cable Loss</th> <th>Preamp Factor</th> <th>Aux Factor</th> <th>APos</th> <th>TPos</th> <th>Remark</th> </tr> <tr> <th></th> <th>MHz</th> <th>dBuV/m</th> <th>dBuV/m</th> <th>dB</th> <th>dBuV</th> <th>dB/m</th> <th>dB</th> <th>dB</th> <th>dB</th> <th>cm</th> <th>deg</th> <th></th> </tr> </thead> <tbody> <tr> <td>1</td> <td>5825.00</td> <td>98.39</td> <td>-----</td> <td>-----</td> <td>83.19</td> <td>33.96</td> <td>10.98</td> <td>33.93</td> <td>4.19</td> <td>241</td> <td>196</td> <td>PEAK</td> </tr> </tbody> </table>	Peak	Freq	Level	Limit	Line Margin	Read Level	Ant Factor	Cable Loss	Preamp Factor	Aux Factor	APos	TPos	Remark		MHz	dBuV/m	dBuV/m	dB	dBuV	dB/m	dB	dB	dB	cm	deg		1	5825.00	98.39	-----	-----	83.19	33.96	10.98	33.93	4.19	241	196	PEAK
Peak	Freq	Level	Limit	Line Margin	Read Level	Ant Factor	Cable Loss	Preamp Factor	Aux Factor	APos	TPos	Remark																																																																																																											
	MHz	dBuV/m	dBuV/m	dB	dBuV	dB/m	dB	dB	dB	cm	deg																																																																																																												
1	5855.00	51.56	110.00	-59.24	36.33	33.90	11.12	33.95	4.16	241	196	PEAK																																																																																																											
2	5874.88	51.28	105.23	-53.95	36.00	33.90	11.19	33.96	4.15	241	196	PEAK																																																																																																											
3	5924.75	51.26	68.38	-17.12	35.80	33.95	11.38	33.99	4.12	241	196	PEAK																																																																																																											
4	5931.25	53.77	68.20	-14.43	38.30	33.96	11.40	34.00	4.11	241	196	PEAK																																																																																																											
Peak	Freq	Level	Limit	Line Margin	Read Level	Ant Factor	Cable Loss	Preamp Factor	Aux Factor	APos	TPos	Remark																																																																																																											
	MHz	dBuV/m	dBuV/m	dB	dBuV	dB/m	dB	dB	dB	cm	deg																																																																																																												
1	5825.00	98.39	-----	-----	83.19	33.96	10.98	33.93	4.19	241	196	PEAK																																																																																																											
Avg.	Blank	 <p>Site : 03CH23-HY Condition: AVG_54 3m DRH18-E_LE2C05A18EN_230712 HORIZONTAL : RBW:1000.000kHz VBW:0.750kHz SWT:Auto</p> <table border="1"> <thead> <tr> <th>Peak</th> <th>Freq</th> <th>Level</th> <th>Limit</th> <th>Line Margin</th> <th>Read Level</th> <th>Ant Factor</th> <th>Cable Loss</th> <th>Preamp Factor</th> <th>Aux Factor</th> <th>APos</th> <th>TPos</th> <th>Remark</th> </tr> <tr> <th></th> <th>MHz</th> <th>dBuV/m</th> <th>dBuV/m</th> <th>dB</th> <th>dBuV</th> <th>dB/m</th> <th>dB</th> <th>dB</th> <th>dB</th> <th>cm</th> <th>deg</th> <th></th> </tr> </thead> <tbody> <tr> <td>1</td> <td>5825.00</td> <td>91.64</td> <td>-----</td> <td>-----</td> <td>76.44</td> <td>33.95</td> <td>11.00</td> <td>33.93</td> <td>4.18</td> <td>241</td> <td>196</td> <td>AVERAGE</td> </tr> </tbody> </table>	Peak	Freq	Level	Limit	Line Margin	Read Level	Ant Factor	Cable Loss	Preamp Factor	Aux Factor	APos	TPos	Remark		MHz	dBuV/m	dBuV/m	dB	dBuV	dB/m	dB	dB	dB	cm	deg		1	5825.00	91.64	-----	-----	76.44	33.95	11.00	33.93	4.18	241	196	AVERAGE																																																																														
Peak	Freq	Level	Limit	Line Margin	Read Level	Ant Factor	Cable Loss	Preamp Factor	Aux Factor	APos	TPos	Remark																																																																																																											
	MHz	dBuV/m	dBuV/m	dB	dBuV	dB/m	dB	dB	dB	cm	deg																																																																																																												
1	5825.00	91.64	-----	-----	76.44	33.95	11.00	33.93	4.18	241	196	AVERAGE																																																																																																											



	<b>53</b>																																																																																																										
<b>Mode</b>	<b>Band Edge</b>																																																																																																										
	<b>U-NII-3_5.725-5.85_802.11a_CH165_5825MHz</b>																																																																																																										
<b>ANT</b>	<b>2</b>																																																																																																										
<b>Pol.</b>	<b>Vertical</b>	<b>Fundamental</b>																																																																																																									
<b>Peak</b>	 <p>Level (dBuV/m) vs Frequency (MHz) plot for Vertical polarization. Shows a red limit line and a blue signal line. Peaks are marked at 5855.00, 5873.00, 5925.00, and 5934.38 MHz.</p> <p>Site : 03CH23-HY Condition: PEAK_BE(B4)_16-24 3m DRH18-E_LE2C05A18EN_230712 VERTICAL : RBW:1000.000kHz VBW:3000.000kHz SWT:Auto</p> <table border="1"> <thead> <tr> <th></th> <th>Limit</th> <th>Read</th> <th>Ant</th> <th>Cable</th> <th>Preamp</th> <th>Aux</th> <th>APos</th> <th>TPos</th> <th>Remark</th> </tr> <tr> <th>Freq</th> <th>Level</th> <th>Line Margin</th> <th>Level</th> <th>Loss Factor</th> <th>Loss Factor</th> <th>Factor</th> <th>dB</th> <th>cm</th> <th>deg</th> </tr> </thead> <tbody> <tr> <td>1</td> <td>5855.00</td> <td>52.16</td> <td>110.00</td> <td>-58.64</td> <td>36.93</td> <td>33.90</td> <td>11.12</td> <td>33.95</td> <td>4.16</td> <td>247</td> <td>0</td> <td>PEAK</td> </tr> <tr> <td>2</td> <td>5873.00</td> <td>52.47</td> <td>105.76</td> <td>-53.29</td> <td>37.20</td> <td>33.90</td> <td>11.18</td> <td>33.96</td> <td>4.15</td> <td>247</td> <td>0</td> <td>PEAK</td> </tr> <tr> <td>3</td> <td>5925.00</td> <td>52.61</td> <td>68.20</td> <td>-15.59</td> <td>37.15</td> <td>33.95</td> <td>11.38</td> <td>33.99</td> <td>4.12</td> <td>247</td> <td>0</td> <td>PEAK</td> </tr> <tr> <td>4</td> <td>5934.38</td> <td>53.71</td> <td>68.20</td> <td>-14.49</td> <td>38.22</td> <td>33.97</td> <td>11.41</td> <td>34.00</td> <td>4.11</td> <td>247</td> <td>0</td> <td>PEAK</td> </tr> </tbody> </table>		Limit	Read	Ant	Cable	Preamp	Aux	APos	TPos	Remark	Freq	Level	Line Margin	Level	Loss Factor	Loss Factor	Factor	dB	cm	deg	1	5855.00	52.16	110.00	-58.64	36.93	33.90	11.12	33.95	4.16	247	0	PEAK	2	5873.00	52.47	105.76	-53.29	37.20	33.90	11.18	33.96	4.15	247	0	PEAK	3	5925.00	52.61	68.20	-15.59	37.15	33.95	11.38	33.99	4.12	247	0	PEAK	4	5934.38	53.71	68.20	-14.49	38.22	33.97	11.41	34.00	4.11	247	0	PEAK	 <p>Level (dBuV/m) vs Frequency (MHz) plot for Fundamental polarization. Shows a red limit line and a blue signal line. A peak is marked at 5825.00 MHz.</p> <p>Site : 03CH23-HY Condition: PEAK(UNII) 3m DRH18-E_LE2C05A18EN_230712 VERTICAL : RBW:1000.000kHz VBW:3000.000kHz SWT:Auto</p> <table border="1"> <thead> <tr> <th></th> <th>Limit</th> <th>Read</th> <th>Ant</th> <th>Cable</th> <th>Preamp</th> <th>Aux</th> <th>APos</th> <th>TPos</th> <th>Remark</th> </tr> <tr> <th>Freq</th> <th>Level</th> <th>Line Margin</th> <th>Level</th> <th>Loss Factor</th> <th>Loss Factor</th> <th>Factor</th> <th>dB</th> <th>cm</th> <th>deg</th> </tr> </thead> <tbody> <tr> <td>1</td> <td>5825.00</td> <td>105.01</td> <td>-----</td> <td>-----</td> <td>89.81</td> <td>33.95</td> <td>11.00</td> <td>33.93</td> <td>4.18</td> <td>247</td> <td>0</td> <td>PEAK</td> </tr> </tbody> </table>		Limit	Read	Ant	Cable	Preamp	Aux	APos	TPos	Remark	Freq	Level	Line Margin	Level	Loss Factor	Loss Factor	Factor	dB	cm	deg	1	5825.00	105.01	-----	-----	89.81	33.95	11.00	33.93	4.18	247	0	PEAK
	Limit	Read	Ant	Cable	Preamp	Aux	APos	TPos	Remark																																																																																																		
Freq	Level	Line Margin	Level	Loss Factor	Loss Factor	Factor	dB	cm	deg																																																																																																		
1	5855.00	52.16	110.00	-58.64	36.93	33.90	11.12	33.95	4.16	247	0	PEAK																																																																																															
2	5873.00	52.47	105.76	-53.29	37.20	33.90	11.18	33.96	4.15	247	0	PEAK																																																																																															
3	5925.00	52.61	68.20	-15.59	37.15	33.95	11.38	33.99	4.12	247	0	PEAK																																																																																															
4	5934.38	53.71	68.20	-14.49	38.22	33.97	11.41	34.00	4.11	247	0	PEAK																																																																																															
	Limit	Read	Ant	Cable	Preamp	Aux	APos	TPos	Remark																																																																																																		
Freq	Level	Line Margin	Level	Loss Factor	Loss Factor	Factor	dB	cm	deg																																																																																																		
1	5825.00	105.01	-----	-----	89.81	33.95	11.00	33.93	4.18	247	0	PEAK																																																																																															
<b>Avg.</b>	<b>Blank</b>	 <p>Level (dBuV/m) vs Frequency (MHz) plot for Fundamental polarization. Shows a red limit line and a blue signal line. A peak is marked at 5825.00 MHz.</p> <p>Site : 03CH23-HY Condition: AVG_54 3m DRH18-E_LE2C05A18EN_230712 VERTICAL : RBW:1000.000kHz VBW:0.750kHz SWT:Auto</p> <table border="1"> <thead> <tr> <th></th> <th>Limit</th> <th>Read</th> <th>Ant</th> <th>Cable</th> <th>Preamp</th> <th>Aux</th> <th>APos</th> <th>TPos</th> <th>Remark</th> </tr> <tr> <th>Freq</th> <th>Level</th> <th>Line Margin</th> <th>Level</th> <th>Loss Factor</th> <th>Loss Factor</th> <th>Factor</th> <th>dB</th> <th>cm</th> <th>deg</th> </tr> </thead> <tbody> <tr> <td>1</td> <td>5825.00</td> <td>97.53</td> <td>-----</td> <td>-----</td> <td>82.33</td> <td>33.95</td> <td>11.00</td> <td>33.93</td> <td>4.18</td> <td>247</td> <td>0</td> <td>AVERAGE</td> </tr> </tbody> </table>		Limit	Read	Ant	Cable	Preamp	Aux	APos	TPos	Remark	Freq	Level	Line Margin	Level	Loss Factor	Loss Factor	Factor	dB	cm	deg	1	5825.00	97.53	-----	-----	82.33	33.95	11.00	33.93	4.18	247	0	AVERAGE																																																																								
	Limit	Read	Ant	Cable	Preamp	Aux	APos	TPos	Remark																																																																																																		
Freq	Level	Line Margin	Level	Loss Factor	Loss Factor	Factor	dB	cm	deg																																																																																																		
1	5825.00	97.53	-----	-----	82.33	33.95	11.00	33.93	4.18	247	0	AVERAGE																																																																																															



Mode	53																																																																																																																																					
	Harmonic																																																																																																																																					
	U-NII-3_5.725-5.85_802.11a_CH165_5825MHz																																																																																																																																					
ANT	2																																																																																																																																					
Pol.	Horizontal	Vertical																																																																																																																																				
Peak Avg.	<p>Site : 03CH23-HY Condition: PEAK(UNII) 3m DRH18-E_LE2C05A18EN_230712 HORIZONTAL</p> <table border="1"> <thead> <tr> <th>Limit</th> <th>Read</th> <th>Ant</th> <th>Cable</th> <th>Preamp</th> <th>Aux</th> <th>APos</th> <th>TPos</th> <th>Remark</th> </tr> <tr> <th>Freq</th> <th>Level</th> <th>Line Margin</th> <th>Level</th> <th>Factor</th> <th>Loss Factor</th> <th>Factor</th> <th></th> <th></th> </tr> <tr> <th>MHz</th> <th>dBuV/m</th> <th>dBuV/m</th> <th>dB</th> <th>dBuV</th> <th>dB/m</th> <th>dB</th> <th>dB</th> <th>cm</th> </tr> </thead> <tbody> <tr> <td>1</td> <td>11650.00</td> <td>57.22</td> <td>74.00</td> <td>-16.78</td> <td>40.54</td> <td>38.50</td> <td>15.78</td> <td>39.81</td> <td>2.21</td> <td>373</td> <td>121</td> <td>Peak</td> </tr> <tr> <td>2</td> <td>11650.00</td> <td>47.14</td> <td>54.00</td> <td>-6.86</td> <td>30.46</td> <td>38.50</td> <td>15.78</td> <td>39.81</td> <td>2.21</td> <td>373</td> <td>121</td> <td>Average</td> </tr> <tr> <td>3</td> <td>17475.00</td> <td>56.02</td> <td>68.20</td> <td>-12.18</td> <td>40.03</td> <td>39.90</td> <td>19.11</td> <td>46.44</td> <td>3.42</td> <td>295</td> <td>65</td> <td>Peak</td> </tr> </tbody> </table>	Limit	Read	Ant	Cable	Preamp	Aux	APos	TPos	Remark	Freq	Level	Line Margin	Level	Factor	Loss Factor	Factor			MHz	dBuV/m	dBuV/m	dB	dBuV	dB/m	dB	dB	cm	1	11650.00	57.22	74.00	-16.78	40.54	38.50	15.78	39.81	2.21	373	121	Peak	2	11650.00	47.14	54.00	-6.86	30.46	38.50	15.78	39.81	2.21	373	121	Average	3	17475.00	56.02	68.20	-12.18	40.03	39.90	19.11	46.44	3.42	295	65	Peak	<p>Site : 03CH23-HY Condition: PEAK(UNII) 3m DRH18-E_LE2C05A18EN_230712 VERTICAL</p> <table border="1"> <thead> <tr> <th>Limit</th> <th>Read</th> <th>Ant</th> <th>Cable</th> <th>Preamp</th> <th>Aux</th> <th>APos</th> <th>TPos</th> <th>Remark</th> </tr> <tr> <th>Freq</th> <th>Level</th> <th>Line Margin</th> <th>Level</th> <th>Factor</th> <th>Loss Factor</th> <th>Factor</th> <th></th> <th></th> </tr> <tr> <th>MHz</th> <th>dBuV/m</th> <th>dBuV/m</th> <th>dB</th> <th>dBuV</th> <th>dB/m</th> <th>dB</th> <th>dB</th> <th>cm</th> </tr> </thead> <tbody> <tr> <td>1</td> <td>11650.00</td> <td>63.47</td> <td>74.00</td> <td>-10.53</td> <td>46.79</td> <td>38.50</td> <td>15.78</td> <td>39.81</td> <td>2.21</td> <td>300</td> <td>108</td> <td>Peak</td> </tr> <tr> <td>2</td> <td>11650.00</td> <td>53.07</td> <td>54.00</td> <td>-0.93</td> <td>36.39</td> <td>38.50</td> <td>15.78</td> <td>39.81</td> <td>2.21</td> <td>300</td> <td>108</td> <td>Average</td> </tr> <tr> <td>3</td> <td>17475.00</td> <td>60.88</td> <td>68.20</td> <td>-7.32</td> <td>44.89</td> <td>39.90</td> <td>19.11</td> <td>46.44</td> <td>3.42</td> <td>206</td> <td>236</td> <td>Peak</td> </tr> </tbody> </table>	Limit	Read	Ant	Cable	Preamp	Aux	APos	TPos	Remark	Freq	Level	Line Margin	Level	Factor	Loss Factor	Factor			MHz	dBuV/m	dBuV/m	dB	dBuV	dB/m	dB	dB	cm	1	11650.00	63.47	74.00	-10.53	46.79	38.50	15.78	39.81	2.21	300	108	Peak	2	11650.00	53.07	54.00	-0.93	36.39	38.50	15.78	39.81	2.21	300	108	Average	3	17475.00	60.88	68.20	-7.32	44.89	39.90	19.11	46.44	3.42	206	236	Peak
	Limit	Read	Ant	Cable	Preamp	Aux	APos	TPos	Remark																																																																																																																													
Freq	Level	Line Margin	Level	Factor	Loss Factor	Factor																																																																																																																																
MHz	dBuV/m	dBuV/m	dB	dBuV	dB/m	dB	dB	cm																																																																																																																														
1	11650.00	57.22	74.00	-16.78	40.54	38.50	15.78	39.81	2.21	373	121	Peak																																																																																																																										
2	11650.00	47.14	54.00	-6.86	30.46	38.50	15.78	39.81	2.21	373	121	Average																																																																																																																										
3	17475.00	56.02	68.20	-12.18	40.03	39.90	19.11	46.44	3.42	295	65	Peak																																																																																																																										
Limit	Read	Ant	Cable	Preamp	Aux	APos	TPos	Remark																																																																																																																														
Freq	Level	Line Margin	Level	Factor	Loss Factor	Factor																																																																																																																																
MHz	dBuV/m	dBuV/m	dB	dBuV	dB/m	dB	dB	cm																																																																																																																														
1	11650.00	63.47	74.00	-10.53	46.79	38.50	15.78	39.81	2.21	300	108	Peak																																																																																																																										
2	11650.00	53.07	54.00	-0.93	36.39	38.50	15.78	39.81	2.21	300	108	Average																																																																																																																										
3	17475.00	60.88	68.20	-7.32	44.89	39.90	19.11	46.44	3.42	206	236	Peak																																																																																																																										



Mode	53	
	Harmonic	
	U-NII-3_5.725-5.85_802.11a_CH165_5825MHz	
ANT	2	
Pol.	Horizontal	Vertical
10.6G ~18G Avg.	<p>Site : 03CH23-HY Condition: AVG_54 3m DRH18-E_LE2C05A18EN_230712 HORIZONTAL</p>	<p>Site : 03CH23-HY Condition: AVG_54 3m DRH18-E_LE2C05A18EN_230712 VERTICAL</p>



MIMO<Ant. 1+2>

C1. Radiated Spurious Emission Test Modes

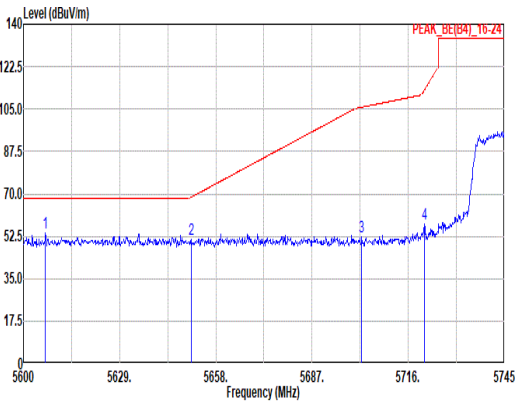
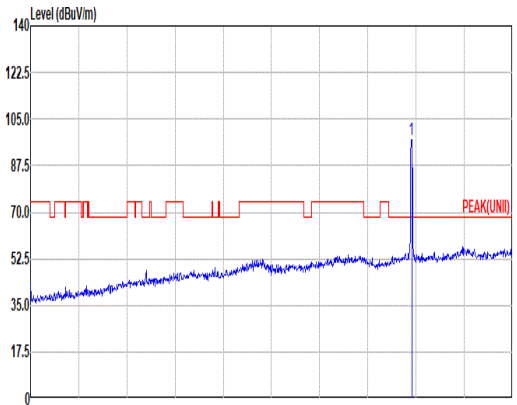
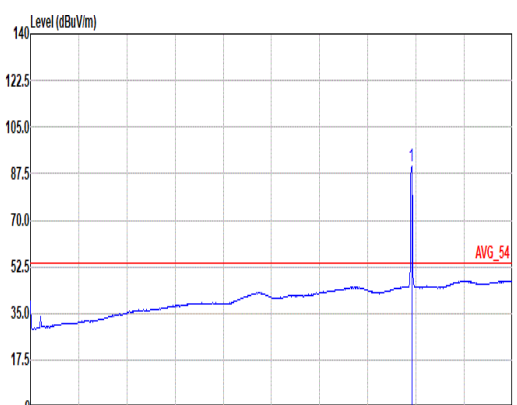
Mode	Band	Band (GHz)	Antenna	Modulation	Channel	Frequency	Data Rate	RU	Remark
Mode 56	U-NII-3	5.725-5.85	1+2	802.11n HT20	149	5745	MCS0	-	-
Mode 57	U-NII-3	5.725-5.85	1+2	802.11n HT20	157	5785	MCS0	-	-
Mode 58	U-NII-3	5.725-5.85	1+2	802.11n HT20	165	5825	MCS0	-	-
Mode 59	U-NII-3	5.725-5.85	1+2	802.11n HT40	151	5755	MCS0	-	-
Mode 60	U-NII-3	5.725-5.85	1+2	802.11n HT40	159	5795	MCS0	-	-
Mode 61	U-NII-3	5.725-5.85	1+2	802.11ac VHT80	155	5775	MCS0	-	-
Mode 62	U-NII-3	5.725-5.85	1+2	802.11n HT20	157	5785	MCS0	-	LF
Mode 63	U-NII-3	5.725-5.85	1+2	802.11n HT20	157	5785	MCS0	-	SHF



C2. Summary of each worse mode

Mode	Modulation	Ch.	Freq. (MHz)	Level (dBuV/m)	Limit (dBuV/m)	Margin (dB)	Pol.	Peak Avg.	Result	RU	Remark
56	802.11n HT20	149	5649.01	55.86	68.20	-12.34	V	Peak	Pass	-	Band Edge
	802.11n HT20	149	11490.00	53.02	54.00	-0.98	V	Avg.	Pass	-	Harmonic
57	802.11n HT20	157	5643.29	53.96	68.20	-14.24	V	Peak	Pass	-	Band Edge
	802.11n HT20	157	11570.00	53.28	54.00	-0.72	V	Avg.	Pass	-	Harmonic
58	802.11n HT20	165	5926.25	54.07	68.20	-14.13	V	Peak	Pass	-	Band Edge
	802.11n HT20	165	11650.00	53.01	54.00	-0.99	V	Avg.	Pass	-	Harmonic
59	802.11n HT40	151	5643.87	55.44	68.20	-12.76	V	Peak	Pass	-	Band Edge
	802.11n HT40	151	11510.00	52.82	54.00	-1.18	V	Avg.	Pass	-	Harmonic
60	802.11n HT40	159	5636.86	54.45	68.20	-13.75	V	Peak	Pass	-	Band Edge
	802.11n HT40	159	11590.00	53.06	54.00	-0.94	V	Avg.	Pass	-	Harmonic
61	802.11ac VHT80	155	5648.83	58.21	68.20	-9.99	V	Peak	Pass	-	Band Edge
	802.11ac VHT80	155	11550.00	53.15	54.00	-0.85	V	Avg.	Pass	-	Harmonic
62	WLAN Tx LF	157	903.97	39.54	46.00	-6.46	H	Peak	Pass	-	LF
63	WLAN Tx SHF	157	38504.00	47.76	68.20	-20.44	V	Peak	Pass	-	SHF



		<b>56</b>																																																																																																										
<b>Mode</b>	<b>Band Edge</b>																																																																																																											
	<b>U-NII-3_5.725-5.85_802.11n_HT20_CH149_5745MHz</b>																																																																																																											
<b>ANT</b>	<b>1+2</b>																																																																																																											
<b>Pol.</b>	<b>Horizontal</b>		<b>Fundamental</b>																																																																																																									
<b>Peak</b>	 <p>Level (dBuV/m) vs Frequency (MHz) showing a rising signal with a peak at 5745 MHz labeled PEAK_BE(B4)_16-24.</p> <p>Site : 03CH23-HY Condition: PEAK_BE(B4)_16-24 3m DRH18-E_LE2C05A18EN_230712 HORIZONTAL : RBW:1000.000kHz VBW:3000.000kHz SWT:Auto</p> <table border="1"> <thead> <tr> <th></th> <th>Limit</th> <th>Read</th> <th>Ant</th> <th>Cable</th> <th>Preamp</th> <th>Aux</th> <th>APos</th> <th>TPos</th> <th>Remark</th> </tr> <tr> <th>Freq</th> <th>Level</th> <th>Line Margin</th> <th>Level</th> <th>Factor</th> <th>Loss Factor</th> <th>Factor</th> <th>dB</th> <th>cm</th> <th>deg</th> </tr> </thead> <tbody> <tr> <td>1</td> <td>5606.67</td> <td>53.91</td> <td>68.20</td> <td>-14.29</td> <td>39.20</td> <td>33.14</td> <td>11.21</td> <td>33.00</td> <td>4.16</td> <td>242</td> <td>0</td> <td>PEAK</td> </tr> <tr> <td>2</td> <td>5650.61</td> <td>51.25</td> <td>68.65</td> <td>-17.40</td> <td>36.37</td> <td>33.40</td> <td>11.14</td> <td>33.83</td> <td>4.17</td> <td>242</td> <td>0</td> <td>PEAK</td> </tr> <tr> <td>3</td> <td>5701.94</td> <td>52.39</td> <td>105.74</td> <td>-53.35</td> <td>37.30</td> <td>33.71</td> <td>11.06</td> <td>33.86</td> <td>4.18</td> <td>242</td> <td>0</td> <td>PEAK</td> </tr> <tr> <td>4</td> <td>5720.79</td> <td>57.48</td> <td>112.59</td> <td>-55.11</td> <td>42.36</td> <td>33.78</td> <td>11.03</td> <td>33.87</td> <td>4.18</td> <td>242</td> <td>0</td> <td>PEAK</td> </tr> </tbody> </table>			Limit	Read	Ant	Cable	Preamp	Aux	APos	TPos	Remark	Freq	Level	Line Margin	Level	Factor	Loss Factor	Factor	dB	cm	deg	1	5606.67	53.91	68.20	-14.29	39.20	33.14	11.21	33.00	4.16	242	0	PEAK	2	5650.61	51.25	68.65	-17.40	36.37	33.40	11.14	33.83	4.17	242	0	PEAK	3	5701.94	52.39	105.74	-53.35	37.30	33.71	11.06	33.86	4.18	242	0	PEAK	4	5720.79	57.48	112.59	-55.11	42.36	33.78	11.03	33.87	4.18	242	0	PEAK	 <p>Level (dBuV/m) vs Frequency (MHz) showing a sharp peak at 5745 MHz labeled PEAK(UNI).</p> <p>Site : 03CH23-HY Condition: PEAK(UNI) 3m DRH18-E_LE2C05A18EN_230712 HORIZONTAL : RBW:1000.000kHz VBW:3000.000kHz SWT:Auto</p> <table border="1"> <thead> <tr> <th></th> <th>Limit</th> <th>Read</th> <th>Ant</th> <th>Cable</th> <th>Preamp</th> <th>Aux</th> <th>APos</th> <th>TPos</th> <th>Remark</th> </tr> <tr> <th>Freq</th> <th>Level</th> <th>Line Margin</th> <th>Level</th> <th>Factor</th> <th>Loss Factor</th> <th>Factor</th> <th>dB</th> <th>cm</th> <th>deg</th> </tr> </thead> <tbody> <tr> <td>1</td> <td>5745.00</td> <td>97.26</td> <td>-----</td> <td>-----</td> <td>82.09</td> <td>33.86</td> <td>11.00</td> <td>33.88</td> <td>4.19</td> <td>242</td> <td>0</td> <td>PEAK</td> </tr> </tbody> </table>		Limit	Read	Ant	Cable	Preamp	Aux	APos	TPos	Remark	Freq	Level	Line Margin	Level	Factor	Loss Factor	Factor	dB	cm	deg	1	5745.00	97.26	-----	-----	82.09	33.86	11.00	33.88	4.19	242	0	PEAK
	Limit	Read	Ant	Cable	Preamp	Aux	APos	TPos	Remark																																																																																																			
Freq	Level	Line Margin	Level	Factor	Loss Factor	Factor	dB	cm	deg																																																																																																			
1	5606.67	53.91	68.20	-14.29	39.20	33.14	11.21	33.00	4.16	242	0	PEAK																																																																																																
2	5650.61	51.25	68.65	-17.40	36.37	33.40	11.14	33.83	4.17	242	0	PEAK																																																																																																
3	5701.94	52.39	105.74	-53.35	37.30	33.71	11.06	33.86	4.18	242	0	PEAK																																																																																																
4	5720.79	57.48	112.59	-55.11	42.36	33.78	11.03	33.87	4.18	242	0	PEAK																																																																																																
	Limit	Read	Ant	Cable	Preamp	Aux	APos	TPos	Remark																																																																																																			
Freq	Level	Line Margin	Level	Factor	Loss Factor	Factor	dB	cm	deg																																																																																																			
1	5745.00	97.26	-----	-----	82.09	33.86	11.00	33.88	4.19	242	0	PEAK																																																																																																
<b>Avg.</b>	<b>Blank</b>		 <p>Level (dBuV/m) vs Frequency (MHz) showing a flat baseline with a small peak at 5745 MHz labeled AVG_54.</p> <p>Site : 03CH23-HY Condition: AVG_54 3m DRH18-E_LE2C05A18EN_230712 HORIZONTAL : RBW:1000.000kHz VBW:0.820kHz SWT:Auto</p> <table border="1"> <thead> <tr> <th></th> <th>Limit</th> <th>Read</th> <th>Ant</th> <th>Cable</th> <th>Preamp</th> <th>Aux</th> <th>APos</th> <th>TPos</th> <th>Remark</th> </tr> <tr> <th>Freq</th> <th>Level</th> <th>Line Margin</th> <th>Level</th> <th>Factor</th> <th>Loss Factor</th> <th>Factor</th> <th>dB</th> <th>cm</th> <th>deg</th> </tr> </thead> <tbody> <tr> <td>1</td> <td>5745.00</td> <td>90.45</td> <td>-----</td> <td>-----</td> <td>75.28</td> <td>33.88</td> <td>10.99</td> <td>33.89</td> <td>4.19</td> <td>242</td> <td>0</td> <td>AVERAGE</td> </tr> </tbody> </table>		Limit	Read	Ant	Cable	Preamp	Aux	APos	TPos	Remark	Freq	Level	Line Margin	Level	Factor	Loss Factor	Factor	dB	cm	deg	1	5745.00	90.45	-----	-----	75.28	33.88	10.99	33.89	4.19	242	0	AVERAGE																																																																								
	Limit	Read	Ant	Cable	Preamp	Aux	APos	TPos	Remark																																																																																																			
Freq	Level	Line Margin	Level	Factor	Loss Factor	Factor	dB	cm	deg																																																																																																			
1	5745.00	90.45	-----	-----	75.28	33.88	10.99	33.89	4.19	242	0	AVERAGE																																																																																																





		<b>56</b>																																																																																																									
<b>Mode</b>	<b>Band Edge</b>																																																																																																										
	<b>U-NII-3_5.725-5.85_802.11n HT20_CH149_5745MHz</b>																																																																																																										
<b>ANT</b>	<b>1+2</b>																																																																																																										
<b>Pol.</b>	<b>Vertical</b>	<b>Fundamental</b>																																																																																																									
<b>Peak</b>	<p>Site : 03CH23-HY Condition: PEAK_BE(B4)_16-24 3m DRH18-E_LE2C05A18EN_230712 VERTICAL : RBW:1000.000kHz VBW:3000.000kHz SWT:Auto</p> <table border="1"> <thead> <tr> <th></th> <th>Limit</th> <th>Read</th> <th>Ant</th> <th>Cable</th> <th>Preamp</th> <th>Aux</th> <th>APos</th> <th>TPos</th> <th>Remark</th> </tr> <tr> <th>Freq</th> <th>Level</th> <th>Line Margin</th> <th>Level</th> <th>Factor</th> <th>Loss Factor</th> <th>Factor</th> <th>dB</th> <th>cm</th> <th>deg</th> </tr> </thead> <tbody> <tr> <td>1</td> <td>5649.01</td> <td>55.86</td> <td>68.20</td> <td>-12.34</td> <td>40.99</td> <td>33.39</td> <td>11.14</td> <td>33.83</td> <td>4.17</td> <td>206</td> <td>196</td> <td>PEAK</td> </tr> <tr> <td>2</td> <td>5650.61</td> <td>55.26</td> <td>68.65</td> <td>-13.39</td> <td>40.38</td> <td>33.40</td> <td>11.14</td> <td>33.83</td> <td>4.17</td> <td>206</td> <td>196</td> <td>PEAK</td> </tr> <tr> <td>3</td> <td>5719.19</td> <td>66.70</td> <td>110.57</td> <td>-43.87</td> <td>51.57</td> <td>33.78</td> <td>11.04</td> <td>33.87</td> <td>4.18</td> <td>206</td> <td>196</td> <td>PEAK</td> </tr> <tr> <td>4</td> <td>5721.22</td> <td>66.14</td> <td>113.58</td> <td>-47.44</td> <td>51.02</td> <td>33.78</td> <td>11.03</td> <td>33.87</td> <td>4.18</td> <td>206</td> <td>196</td> <td>PEAK</td> </tr> </tbody> </table>		Limit	Read	Ant	Cable	Preamp	Aux	APos	TPos	Remark	Freq	Level	Line Margin	Level	Factor	Loss Factor	Factor	dB	cm	deg	1	5649.01	55.86	68.20	-12.34	40.99	33.39	11.14	33.83	4.17	206	196	PEAK	2	5650.61	55.26	68.65	-13.39	40.38	33.40	11.14	33.83	4.17	206	196	PEAK	3	5719.19	66.70	110.57	-43.87	51.57	33.78	11.04	33.87	4.18	206	196	PEAK	4	5721.22	66.14	113.58	-47.44	51.02	33.78	11.03	33.87	4.18	206	196	PEAK	<p>Site : 03CH23-HY Condition: PEAK(U)NI 3m DRH18-E_LE2C05A18EN_230712 VERTICAL : RBW:1000.000kHz VBW:3000.000kHz SWT:Auto</p> <table border="1"> <thead> <tr> <th></th> <th>Limit</th> <th>Read</th> <th>Ant</th> <th>Cable</th> <th>Preamp</th> <th>Aux</th> <th>APos</th> <th>TPos</th> <th>Remark</th> </tr> <tr> <th>Freq</th> <th>Level</th> <th>Line Margin</th> <th>Level</th> <th>Factor</th> <th>Loss Factor</th> <th>Factor</th> <th>dB</th> <th>cm</th> <th>deg</th> </tr> </thead> <tbody> <tr> <td>1</td> <td>5745.00</td> <td>113.67</td> <td>-----</td> <td>-----</td> <td>98.50</td> <td>33.88</td> <td>10.99</td> <td>33.89</td> <td>4.19</td> <td>206</td> <td>196</td> <td>PEAK</td> </tr> </tbody> </table>		Limit	Read	Ant	Cable	Preamp	Aux	APos	TPos	Remark	Freq	Level	Line Margin	Level	Factor	Loss Factor	Factor	dB	cm	deg	1	5745.00	113.67	-----	-----	98.50	33.88	10.99	33.89	4.19	206	196	PEAK
	Limit	Read	Ant	Cable	Preamp	Aux	APos	TPos	Remark																																																																																																		
Freq	Level	Line Margin	Level	Factor	Loss Factor	Factor	dB	cm	deg																																																																																																		
1	5649.01	55.86	68.20	-12.34	40.99	33.39	11.14	33.83	4.17	206	196	PEAK																																																																																															
2	5650.61	55.26	68.65	-13.39	40.38	33.40	11.14	33.83	4.17	206	196	PEAK																																																																																															
3	5719.19	66.70	110.57	-43.87	51.57	33.78	11.04	33.87	4.18	206	196	PEAK																																																																																															
4	5721.22	66.14	113.58	-47.44	51.02	33.78	11.03	33.87	4.18	206	196	PEAK																																																																																															
	Limit	Read	Ant	Cable	Preamp	Aux	APos	TPos	Remark																																																																																																		
Freq	Level	Line Margin	Level	Factor	Loss Factor	Factor	dB	cm	deg																																																																																																		
1	5745.00	113.67	-----	-----	98.50	33.88	10.99	33.89	4.19	206	196	PEAK																																																																																															
<b>Avg.</b>	<b>Blank</b>	<p>Site : 03CH23-HY Condition: AVG_54 3m DRH18-E_LE2C05A18EN_230712 VERTICAL : RBW:1000.000kHz VBW:0.820kHz SWT:Auto</p> <table border="1"> <thead> <tr> <th></th> <th>Limit</th> <th>Read</th> <th>Ant</th> <th>Cable</th> <th>Preamp</th> <th>Aux</th> <th>APos</th> <th>TPos</th> <th>Remark</th> </tr> <tr> <th>Freq</th> <th>Level</th> <th>Line Margin</th> <th>Level</th> <th>Factor</th> <th>Loss Factor</th> <th>Factor</th> <th>dB</th> <th>cm</th> <th>deg</th> </tr> </thead> <tbody> <tr> <td>1</td> <td>5745.00</td> <td>106.52</td> <td>-----</td> <td>-----</td> <td>91.35</td> <td>33.88</td> <td>10.99</td> <td>33.89</td> <td>4.19</td> <td>206</td> <td>196</td> <td>AVERAGE</td> </tr> </tbody> </table>			Limit	Read	Ant	Cable	Preamp	Aux	APos	TPos	Remark	Freq	Level	Line Margin	Level	Factor	Loss Factor	Factor	dB	cm	deg	1	5745.00	106.52	-----	-----	91.35	33.88	10.99	33.89	4.19	206	196	AVERAGE																																																																							
	Limit	Read	Ant	Cable	Preamp	Aux	APos	TPos	Remark																																																																																																		
Freq	Level	Line Margin	Level	Factor	Loss Factor	Factor	dB	cm	deg																																																																																																		
1	5745.00	106.52	-----	-----	91.35	33.88	10.99	33.89	4.19	206	196	AVERAGE																																																																																															



Mode	56																																																																																																																																							
	Harmonic																																																																																																																																							
	U-NII-3_5.725-5.85_802.11n HT20_CH149_5745MHz																																																																																																																																							
ANT	1+2																																																																																																																																							
Pol.	Horizontal	Vertical																																																																																																																																						
Peak Avg.	<p>Site : 03CH23-HY Condition: PEAK(UNII) 3m DRH18-E_LE2C05A18EN_230712 HORIZONTAL</p> <table border="1"> <thead> <tr> <th>Limit</th> <th>Read</th> <th>Ant</th> <th>Cable</th> <th>Preamp</th> <th>Aux</th> <th>APos</th> <th>TPos</th> <th>Remark</th> </tr> <tr> <th>Freq</th> <th>Level</th> <th>Line Margin</th> <th>Level</th> <th>Factor</th> <th>Loss Factor</th> <th>Factor</th> <th></th> <th></th> </tr> <tr> <th>MHz</th> <th>dBuV/m</th> <th>dBuV/m</th> <th>dB</th> <th>dBuV</th> <th>dB/m</th> <th>dB</th> <th>dB</th> <th>cm</th> <th>deg</th> </tr> </thead> <tbody> <tr> <td>1</td> <td>11490.00</td> <td>58.33</td> <td>74.00</td> <td>-15.67</td> <td>41.61</td> <td>38.52</td> <td>15.63</td> <td>39.63</td> <td>2.20</td> <td>183</td> <td>339</td> <td>Peak</td> </tr> <tr> <td>2</td> <td>11490.00</td> <td>51.94</td> <td>54.00</td> <td>-2.06</td> <td>35.22</td> <td>38.52</td> <td>15.63</td> <td>39.63</td> <td>2.20</td> <td>183</td> <td>339</td> <td>Average</td> </tr> <tr> <td>3</td> <td>17235.00</td> <td>58.92</td> <td>68.20</td> <td>-9.28</td> <td>42.79</td> <td>39.97</td> <td>18.97</td> <td>46.14</td> <td>3.33</td> <td>300</td> <td>66</td> <td>Peak</td> </tr> </tbody> </table>	Limit	Read	Ant	Cable	Preamp	Aux	APos	TPos	Remark	Freq	Level	Line Margin	Level	Factor	Loss Factor	Factor			MHz	dBuV/m	dBuV/m	dB	dBuV	dB/m	dB	dB	cm	deg	1	11490.00	58.33	74.00	-15.67	41.61	38.52	15.63	39.63	2.20	183	339	Peak	2	11490.00	51.94	54.00	-2.06	35.22	38.52	15.63	39.63	2.20	183	339	Average	3	17235.00	58.92	68.20	-9.28	42.79	39.97	18.97	46.14	3.33	300	66	Peak	<p>Site : 03CH23-HY Condition: PEAK(UNII) 3m DRH18-E_LE2C05A18EN_230712 VERTICAL</p> <table border="1"> <thead> <tr> <th>Limit</th> <th>Read</th> <th>Ant</th> <th>Cable</th> <th>Preamp</th> <th>Aux</th> <th>APos</th> <th>TPos</th> <th>Remark</th> </tr> <tr> <th>Freq</th> <th>Level</th> <th>Line Margin</th> <th>Level</th> <th>Factor</th> <th>Loss Factor</th> <th>Factor</th> <th></th> <th></th> </tr> <tr> <th>MHz</th> <th>dBuV/m</th> <th>dBuV/m</th> <th>dB</th> <th>dBuV</th> <th>dB/m</th> <th>dB</th> <th>dB</th> <th>cm</th> <th>deg</th> </tr> </thead> <tbody> <tr> <td>1</td> <td>11490.00</td> <td>59.87</td> <td>74.00</td> <td>-14.13</td> <td>43.15</td> <td>38.52</td> <td>15.63</td> <td>39.63</td> <td>2.20</td> <td>306</td> <td>107</td> <td>Peak</td> </tr> <tr> <td>2</td> <td>11490.00</td> <td>53.02</td> <td>54.00</td> <td>-0.98</td> <td>36.30</td> <td>38.52</td> <td>15.63</td> <td>39.63</td> <td>2.20</td> <td>306</td> <td>107</td> <td>Average</td> </tr> <tr> <td>3</td> <td>17235.00</td> <td>57.96</td> <td>68.20</td> <td>-10.24</td> <td>41.83</td> <td>39.97</td> <td>18.97</td> <td>46.14</td> <td>3.33</td> <td>400</td> <td>176</td> <td>Peak</td> </tr> </tbody> </table>	Limit	Read	Ant	Cable	Preamp	Aux	APos	TPos	Remark	Freq	Level	Line Margin	Level	Factor	Loss Factor	Factor			MHz	dBuV/m	dBuV/m	dB	dBuV	dB/m	dB	dB	cm	deg	1	11490.00	59.87	74.00	-14.13	43.15	38.52	15.63	39.63	2.20	306	107	Peak	2	11490.00	53.02	54.00	-0.98	36.30	38.52	15.63	39.63	2.20	306	107	Average	3	17235.00	57.96	68.20	-10.24	41.83	39.97	18.97	46.14	3.33	400	176	Peak
	Limit	Read	Ant	Cable	Preamp	Aux	APos	TPos	Remark																																																																																																																															
Freq	Level	Line Margin	Level	Factor	Loss Factor	Factor																																																																																																																																		
MHz	dBuV/m	dBuV/m	dB	dBuV	dB/m	dB	dB	cm	deg																																																																																																																															
1	11490.00	58.33	74.00	-15.67	41.61	38.52	15.63	39.63	2.20	183	339	Peak																																																																																																																												
2	11490.00	51.94	54.00	-2.06	35.22	38.52	15.63	39.63	2.20	183	339	Average																																																																																																																												
3	17235.00	58.92	68.20	-9.28	42.79	39.97	18.97	46.14	3.33	300	66	Peak																																																																																																																												
Limit	Read	Ant	Cable	Preamp	Aux	APos	TPos	Remark																																																																																																																																
Freq	Level	Line Margin	Level	Factor	Loss Factor	Factor																																																																																																																																		
MHz	dBuV/m	dBuV/m	dB	dBuV	dB/m	dB	dB	cm	deg																																																																																																																															
1	11490.00	59.87	74.00	-14.13	43.15	38.52	15.63	39.63	2.20	306	107	Peak																																																																																																																												
2	11490.00	53.02	54.00	-0.98	36.30	38.52	15.63	39.63	2.20	306	107	Average																																																																																																																												
3	17235.00	57.96	68.20	-10.24	41.83	39.97	18.97	46.14	3.33	400	176	Peak																																																																																																																												



Mode	56	
	Harmonic	
	U-NII-3_5.725-5.85_802.11n HT20_CH149_5745MHz	
ANT	1+2	
Pol.	Horizontal	Vertical
10.6G ~18G Avg.	<p>Site : 03CH23-HY Condition: AVG_54 3m DRH18-E_LE2C05A18EN_230712 HORIZONTAL</p>	<p>Site : 03CH23-HY Condition: AVG_54 3m DRH18-E_LE2C05A18EN_230712 VERTICAL</p>



	<b>57</b>																																																																																																																														
<b>Mode</b>	<b>Band Edge - L</b>																																																																																																																														
	<b>U-NII-3_5.725-5.85_802.11n HT20_CH157_5785MHz</b>																																																																																																																														
<b>ANT</b>	<b>1+2</b>																																																																																																																														
<b>Pol.</b>	<b>Horizontal</b>	<b>Fundamental</b>																																																																																																																													
<b>Peak</b>	<p>Site : 03CH23-HY Condition: PEAK_BE(B4)_16-24 3m DRH18-E_LE2C05A18EN_230712 HORIZONTAL : RBW:1000.000kHz VBW:3000.000kHz SWT:Auto</p> <table border="1"> <thead> <tr> <th></th> <th>Limit</th> <th>Read</th> <th>Ant</th> <th>Cable</th> <th>Preamp</th> <th>Aux</th> <th>APos</th> <th>TPos</th> <th></th> </tr> <tr> <th>Freq</th> <th>Level</th> <th>Line Margin</th> <th>Level</th> <th>Factor</th> <th>Loss</th> <th>Factor</th> <th>Factor</th> <th></th> <th>Remark</th> </tr> <tr> <th>MHz</th> <th>dBuV/m</th> <th>dBuV/m</th> <th>dB</th> <th>dBuV</th> <th>dB/m</th> <th>dB</th> <th>dB</th> <th>cm</th> <th>deg</th> </tr> </thead> <tbody> <tr> <td>1</td> <td>5616.65</td> <td>53.08</td> <td>68.20</td> <td>-15.12</td> <td>38.34</td> <td>33.20</td> <td>11.19</td> <td>33.81</td> <td>4.16</td> <td>100</td> <td>270</td> <td>PEAK</td> </tr> <tr> <td>2</td> <td>5650.88</td> <td>51.61</td> <td>68.85</td> <td>-17.24</td> <td>36.72</td> <td>33.41</td> <td>11.14</td> <td>33.83</td> <td>4.17</td> <td>100</td> <td>270</td> <td>PEAK</td> </tr> <tr> <td>3</td> <td>5706.38</td> <td>52.73</td> <td>106.99</td> <td>-54.26</td> <td>37.62</td> <td>33.73</td> <td>11.06</td> <td>33.86</td> <td>4.18</td> <td>100</td> <td>270</td> <td>PEAK</td> </tr> <tr> <td>4</td> <td>5720.07</td> <td>52.40</td> <td>110.95</td> <td>-58.55</td> <td>37.28</td> <td>33.78</td> <td>11.03</td> <td>33.87</td> <td>4.18</td> <td>100</td> <td>270</td> <td>PEAK</td> </tr> </tbody> </table>		Limit	Read	Ant	Cable	Preamp	Aux	APos	TPos		Freq	Level	Line Margin	Level	Factor	Loss	Factor	Factor		Remark	MHz	dBuV/m	dBuV/m	dB	dBuV	dB/m	dB	dB	cm	deg	1	5616.65	53.08	68.20	-15.12	38.34	33.20	11.19	33.81	4.16	100	270	PEAK	2	5650.88	51.61	68.85	-17.24	36.72	33.41	11.14	33.83	4.17	100	270	PEAK	3	5706.38	52.73	106.99	-54.26	37.62	33.73	11.06	33.86	4.18	100	270	PEAK	4	5720.07	52.40	110.95	-58.55	37.28	33.78	11.03	33.87	4.18	100	270	PEAK	<p>Site : 03CH23-HY Condition: PEAK(UNI) 3m DRH18-E_LE2C05A18EN_230712 HORIZONTAL : RBW:1000.000kHz VBW:3000.000kHz SWT:Auto</p> <table border="1"> <thead> <tr> <th></th> <th>Limit</th> <th>Read</th> <th>Ant</th> <th>Cable</th> <th>Preamp</th> <th>Aux</th> <th>APos</th> <th>TPos</th> <th></th> </tr> <tr> <th>Freq</th> <th>Level</th> <th>Line Margin</th> <th>Level</th> <th>Factor</th> <th>Loss</th> <th>Factor</th> <th>Factor</th> <th></th> <th>Remark</th> </tr> <tr> <th>MHz</th> <th>dBuV/m</th> <th>dBuV/m</th> <th>dB</th> <th>dBuV</th> <th>dB/m</th> <th>dB</th> <th>dB</th> <th>cm</th> <th>deg</th> </tr> </thead> <tbody> <tr> <td>1</td> <td>5785.00</td> <td>96.00</td> <td>-----</td> <td>-----</td> <td>81.60</td> <td>33.98</td> <td>10.93</td> <td>33.91</td> <td>4.20</td> <td>100</td> <td>270</td> <td>PEAK</td> </tr> </tbody> </table>		Limit	Read	Ant	Cable	Preamp	Aux	APos	TPos		Freq	Level	Line Margin	Level	Factor	Loss	Factor	Factor		Remark	MHz	dBuV/m	dBuV/m	dB	dBuV	dB/m	dB	dB	cm	deg	1	5785.00	96.00	-----	-----	81.60	33.98	10.93	33.91	4.20	100	270	PEAK
	Limit	Read	Ant	Cable	Preamp	Aux	APos	TPos																																																																																																																							
Freq	Level	Line Margin	Level	Factor	Loss	Factor	Factor		Remark																																																																																																																						
MHz	dBuV/m	dBuV/m	dB	dBuV	dB/m	dB	dB	cm	deg																																																																																																																						
1	5616.65	53.08	68.20	-15.12	38.34	33.20	11.19	33.81	4.16	100	270	PEAK																																																																																																																			
2	5650.88	51.61	68.85	-17.24	36.72	33.41	11.14	33.83	4.17	100	270	PEAK																																																																																																																			
3	5706.38	52.73	106.99	-54.26	37.62	33.73	11.06	33.86	4.18	100	270	PEAK																																																																																																																			
4	5720.07	52.40	110.95	-58.55	37.28	33.78	11.03	33.87	4.18	100	270	PEAK																																																																																																																			
	Limit	Read	Ant	Cable	Preamp	Aux	APos	TPos																																																																																																																							
Freq	Level	Line Margin	Level	Factor	Loss	Factor	Factor		Remark																																																																																																																						
MHz	dBuV/m	dBuV/m	dB	dBuV	dB/m	dB	dB	cm	deg																																																																																																																						
1	5785.00	96.00	-----	-----	81.60	33.98	10.93	33.91	4.20	100	270	PEAK																																																																																																																			
<b>Avg.</b>	<b>Blank</b>	<p>Site : 03CH23-HY Condition: AVG_54 3m DRH18-E_LE2C05A18EN_230712 HORIZONTAL : RBW:1000.000kHz VBW:0.820kHz SWT:Auto</p> <table border="1"> <thead> <tr> <th></th> <th>Limit</th> <th>Read</th> <th>Ant</th> <th>Cable</th> <th>Preamp</th> <th>Aux</th> <th>APos</th> <th>TPos</th> <th></th> </tr> <tr> <th>Freq</th> <th>Level</th> <th>Line Margin</th> <th>Level</th> <th>Factor</th> <th>Loss</th> <th>Factor</th> <th>Factor</th> <th></th> <th>Remark</th> </tr> <tr> <th>MHz</th> <th>dBuV/m</th> <th>dBuV/m</th> <th>dB</th> <th>dBuV</th> <th>dB/m</th> <th>dB</th> <th>dB</th> <th>cm</th> <th>deg</th> </tr> </thead> <tbody> <tr> <td>1</td> <td>5785.00</td> <td>90.33</td> <td>-----</td> <td>-----</td> <td>75.13</td> <td>33.98</td> <td>10.93</td> <td>33.91</td> <td>4.20</td> <td>100</td> <td>270</td> <td>AVERAGE</td> </tr> </tbody> </table>		Limit	Read	Ant	Cable	Preamp	Aux	APos	TPos		Freq	Level	Line Margin	Level	Factor	Loss	Factor	Factor		Remark	MHz	dBuV/m	dBuV/m	dB	dBuV	dB/m	dB	dB	cm	deg	1	5785.00	90.33	-----	-----	75.13	33.98	10.93	33.91	4.20	100	270	AVERAGE																																																																																		
	Limit	Read	Ant	Cable	Preamp	Aux	APos	TPos																																																																																																																							
Freq	Level	Line Margin	Level	Factor	Loss	Factor	Factor		Remark																																																																																																																						
MHz	dBuV/m	dBuV/m	dB	dBuV	dB/m	dB	dB	cm	deg																																																																																																																						
1	5785.00	90.33	-----	-----	75.13	33.98	10.93	33.91	4.20	100	270	AVERAGE																																																																																																																			



Mode	57																																																																							
	Band Edge - R																																																																							
	U-NII-3_5.725-5.85_802.11n HT20_CH157_5785MHz																																																																							
ANT	1+2																																																																							
Pol.	Horizontal	Fundamental																																																																						
Peak	<p>Site : 03CH23-HY            Condition: PEAK_BE(B4)_16-24 3m DRH18-E_LE2C05A18EN_230712 HORIZONTAL            : RBW:1000.000kHz VBW:3000.000kHz SWT:Auto</p> <table border="1"> <thead> <tr> <th>Peak</th> <th>Limit</th> <th>Read</th> <th>Ant</th> <th>Cable</th> <th>Preamp</th> <th>Aux</th> <th>APos</th> <th>TPos</th> <th>Remark</th> </tr> <tr> <th>Freq</th> <th>Level</th> <th>Line Margin</th> <th>Level</th> <th>Factor</th> <th>Loss</th> <th>Factor</th> <th>Factor</th> <th>cm</th> <th>deg</th> </tr> <tr> <th>MHz</th> <th>dBuV/m</th> <th>dBuV/m</th> <th>dB</th> <th>dBuV</th> <th>dB/m</th> <th>dB</th> <th>dB</th> <th>dB</th> <th></th> </tr> </thead> <tbody> <tr> <td>1 5854.80</td> <td>49.99</td> <td>111.27</td> <td>-61.28</td> <td>34.76</td> <td>33.90</td> <td>11.12</td> <td>33.95</td> <td>4.16</td> <td>100 270 PEAK</td> </tr> <tr> <td>2 5872.29</td> <td>52.10</td> <td>105.96</td> <td>-53.86</td> <td>36.83</td> <td>33.90</td> <td>11.18</td> <td>33.96</td> <td>4.15</td> <td>100 270 PEAK</td> </tr> <tr> <td>3 5924.59</td> <td>52.60</td> <td>68.50</td> <td>-15.90</td> <td>37.14</td> <td>33.95</td> <td>11.38</td> <td>33.99</td> <td>4.12</td> <td>100 270 PEAK</td> </tr> <tr> <td>4 5944.72</td> <td>53.65</td> <td>68.20</td> <td>-14.55</td> <td>38.11</td> <td>33.99</td> <td>11.45</td> <td>34.01</td> <td>4.11</td> <td>100 270 PEAK</td> </tr> </tbody> </table>	Peak	Limit	Read	Ant	Cable	Preamp	Aux	APos	TPos	Remark	Freq	Level	Line Margin	Level	Factor	Loss	Factor	Factor	cm	deg	MHz	dBuV/m	dBuV/m	dB	dBuV	dB/m	dB	dB	dB		1 5854.80	49.99	111.27	-61.28	34.76	33.90	11.12	33.95	4.16	100 270 PEAK	2 5872.29	52.10	105.96	-53.86	36.83	33.90	11.18	33.96	4.15	100 270 PEAK	3 5924.59	52.60	68.50	-15.90	37.14	33.95	11.38	33.99	4.12	100 270 PEAK	4 5944.72	53.65	68.20	-14.55	38.11	33.99	11.45	34.01	4.11	100 270 PEAK	Blank
Peak	Limit	Read	Ant	Cable	Preamp	Aux	APos	TPos	Remark																																																															
Freq	Level	Line Margin	Level	Factor	Loss	Factor	Factor	cm	deg																																																															
MHz	dBuV/m	dBuV/m	dB	dBuV	dB/m	dB	dB	dB																																																																
1 5854.80	49.99	111.27	-61.28	34.76	33.90	11.12	33.95	4.16	100 270 PEAK																																																															
2 5872.29	52.10	105.96	-53.86	36.83	33.90	11.18	33.96	4.15	100 270 PEAK																																																															
3 5924.59	52.60	68.50	-15.90	37.14	33.95	11.38	33.99	4.12	100 270 PEAK																																																															
4 5944.72	53.65	68.20	-14.55	38.11	33.99	11.45	34.01	4.11	100 270 PEAK																																																															



<b>57</b>																																																																																																																														
<b>Mode</b>	<b>Band Edge - L</b>																																																																																																																													
<b>U-NII-3_5.725-5.85_802.11n HT20_CH157_5785MHz</b>																																																																																																																														
<b>ANT</b>	<b>1+2</b>																																																																																																																													
<b>Pol.</b>	<b>Vertical</b>																																																																																																																													
<b>Peak</b>	<div style="display: flex; justify-content: space-between;"> <div style="width: 48%;"> <p>Site : 03CH23-HY Condition: PEAK_BE(B4)_16-24 3m DRH18-E_LE2C05A18EN_230712 VERTICAL : RBW:1000.000kHz VBW:3000.000kHz SWT:Auto</p> <table border="1"> <thead> <tr> <th></th> <th>Limit</th> <th>Read</th> <th>Ant</th> <th>Cable</th> <th>Preamp</th> <th>Aux</th> <th>Apos</th> <th>TPos</th> <th></th> </tr> <tr> <th>Freq</th> <th>Level</th> <th>Line Margin</th> <th>Level</th> <th>Factor</th> <th>Loss</th> <th>Factor</th> <th>Factor</th> <th></th> <th>Remark</th> </tr> <tr> <th>MHz</th> <th>dBuV/m</th> <th>dBuV/m</th> <th>dB</th> <th>dBuV</th> <th>dB/m</th> <th>dB</th> <th>dB</th> <th>cm</th> <th>deg</th> </tr> </thead> <tbody> <tr> <td>1</td> <td>5643.29</td> <td>53.96</td> <td>68.20</td> <td>-14.24</td> <td>39.11</td> <td>33.36</td> <td>11.15</td> <td>33.83</td> <td>4.17</td> <td>212</td> <td>199</td> <td>PEAK</td> </tr> <tr> <td>2</td> <td>5650.14</td> <td>52.00</td> <td>68.30</td> <td>-16.30</td> <td>37.12</td> <td>33.40</td> <td>11.14</td> <td>33.83</td> <td>4.17</td> <td>212</td> <td>199</td> <td>PEAK</td> </tr> <tr> <td>3</td> <td>5701.20</td> <td>57.67</td> <td>105.54</td> <td>-47.87</td> <td>42.59</td> <td>33.70</td> <td>11.06</td> <td>33.86</td> <td>4.18</td> <td>212</td> <td>199</td> <td>PEAK</td> </tr> <tr> <td>4</td> <td>5720.07</td> <td>54.65</td> <td>110.95</td> <td>-56.30</td> <td>39.53</td> <td>33.78</td> <td>11.03</td> <td>33.87</td> <td>4.18</td> <td>212</td> <td>199</td> <td>PEAK</td> </tr> </tbody> </table> </div> <div style="width: 48%;"> <p>Site : 03CH23-HY Condition: PEAK(U-NII) 3m DRH18-E_LE2C05A18EN_230712 VERTICAL : RBW:1000.000kHz VBW:3000.000kHz SWT:Auto</p> <table border="1"> <thead> <tr> <th></th> <th>Limit</th> <th>Read</th> <th>Ant</th> <th>Cable</th> <th>Preamp</th> <th>Aux</th> <th>Apos</th> <th>TPos</th> <th></th> </tr> <tr> <th>Freq</th> <th>Level</th> <th>Line Margin</th> <th>Level</th> <th>Factor</th> <th>Loss</th> <th>Factor</th> <th>Factor</th> <th></th> <th>Remark</th> </tr> <tr> <th>MHz</th> <th>dBuV/m</th> <th>dBuV/m</th> <th>dB</th> <th>dBuV</th> <th>dB/m</th> <th>dB</th> <th>dB</th> <th>cm</th> <th>deg</th> </tr> </thead> <tbody> <tr> <td>1</td> <td>5785.00</td> <td>113.27</td> <td>-----</td> <td>-----</td> <td>98.08</td> <td>33.96</td> <td>10.94</td> <td>33.91</td> <td>4.20</td> <td>212</td> <td>199</td> <td>PEAK</td> </tr> </tbody> </table> </div> </div>		Limit	Read	Ant	Cable	Preamp	Aux	Apos	TPos		Freq	Level	Line Margin	Level	Factor	Loss	Factor	Factor		Remark	MHz	dBuV/m	dBuV/m	dB	dBuV	dB/m	dB	dB	cm	deg	1	5643.29	53.96	68.20	-14.24	39.11	33.36	11.15	33.83	4.17	212	199	PEAK	2	5650.14	52.00	68.30	-16.30	37.12	33.40	11.14	33.83	4.17	212	199	PEAK	3	5701.20	57.67	105.54	-47.87	42.59	33.70	11.06	33.86	4.18	212	199	PEAK	4	5720.07	54.65	110.95	-56.30	39.53	33.78	11.03	33.87	4.18	212	199	PEAK		Limit	Read	Ant	Cable	Preamp	Aux	Apos	TPos		Freq	Level	Line Margin	Level	Factor	Loss	Factor	Factor		Remark	MHz	dBuV/m	dBuV/m	dB	dBuV	dB/m	dB	dB	cm	deg	1	5785.00	113.27	-----	-----	98.08	33.96	10.94	33.91	4.20	212	199	PEAK
	Limit	Read	Ant	Cable	Preamp	Aux	Apos	TPos																																																																																																																						
Freq	Level	Line Margin	Level	Factor	Loss	Factor	Factor		Remark																																																																																																																					
MHz	dBuV/m	dBuV/m	dB	dBuV	dB/m	dB	dB	cm	deg																																																																																																																					
1	5643.29	53.96	68.20	-14.24	39.11	33.36	11.15	33.83	4.17	212	199	PEAK																																																																																																																		
2	5650.14	52.00	68.30	-16.30	37.12	33.40	11.14	33.83	4.17	212	199	PEAK																																																																																																																		
3	5701.20	57.67	105.54	-47.87	42.59	33.70	11.06	33.86	4.18	212	199	PEAK																																																																																																																		
4	5720.07	54.65	110.95	-56.30	39.53	33.78	11.03	33.87	4.18	212	199	PEAK																																																																																																																		
	Limit	Read	Ant	Cable	Preamp	Aux	Apos	TPos																																																																																																																						
Freq	Level	Line Margin	Level	Factor	Loss	Factor	Factor		Remark																																																																																																																					
MHz	dBuV/m	dBuV/m	dB	dBuV	dB/m	dB	dB	cm	deg																																																																																																																					
1	5785.00	113.27	-----	-----	98.08	33.96	10.94	33.91	4.20	212	199	PEAK																																																																																																																		
<b>Avg.</b>	<div style="display: flex; justify-content: space-between;"> <div style="width: 48%; text-align: center;"> <p><b>Blank</b></p> </div> <div style="width: 48%;"> <p>Site : 03CH23-HY Condition: AVG_54 3m DRH18-E_LE2C05A18EN_230712 VERTICAL : RBW:1000.000kHz VBW:0.820kHz SWT:Auto</p> <table border="1"> <thead> <tr> <th></th> <th>Limit</th> <th>Read</th> <th>Ant</th> <th>Cable</th> <th>Preamp</th> <th>Aux</th> <th>Apos</th> <th>TPos</th> <th></th> </tr> <tr> <th>Freq</th> <th>Level</th> <th>Line Margin</th> <th>Level</th> <th>Factor</th> <th>Loss</th> <th>Factor</th> <th>Factor</th> <th></th> <th>Remark</th> </tr> <tr> <th>MHz</th> <th>dBuV/m</th> <th>dBuV/m</th> <th>dB</th> <th>dBuV</th> <th>dB/m</th> <th>dB</th> <th>dB</th> <th>cm</th> <th>deg</th> </tr> </thead> <tbody> <tr> <td>1</td> <td>5785.00</td> <td>106.47</td> <td>-----</td> <td>-----</td> <td>91.28</td> <td>33.96</td> <td>10.94</td> <td>33.91</td> <td>4.20</td> <td>212</td> <td>199</td> <td>AVERAGE</td> </tr> </tbody> </table> </div> </div>		Limit	Read	Ant	Cable	Preamp	Aux	Apos	TPos		Freq	Level	Line Margin	Level	Factor	Loss	Factor	Factor		Remark	MHz	dBuV/m	dBuV/m	dB	dBuV	dB/m	dB	dB	cm	deg	1	5785.00	106.47	-----	-----	91.28	33.96	10.94	33.91	4.20	212	199	AVERAGE																																																																																		
	Limit	Read	Ant	Cable	Preamp	Aux	Apos	TPos																																																																																																																						
Freq	Level	Line Margin	Level	Factor	Loss	Factor	Factor		Remark																																																																																																																					
MHz	dBuV/m	dBuV/m	dB	dBuV	dB/m	dB	dB	cm	deg																																																																																																																					
1	5785.00	106.47	-----	-----	91.28	33.96	10.94	33.91	4.20	212	199	AVERAGE																																																																																																																		



Mode	57																																																																															
	Band Edge - R																																																																															
	U-NII-3_5.725-5.85_802.11n HT20_CH157_5785MHz																																																																															
ANT	1+2																																																																															
Pol.	Vertical	Fundamental																																																																														
Peak	<p>Site : 03CH23-HY          Condition: PEAK_BE(B4)_16-24 3m DRH18-E_LE2C05A18EN_230712 VERTICAL          : RBW:1000.000kHz VBW:3000.000kHz SWT:Auto</p> <table border="1"> <thead> <tr> <th>Peak</th> <th>Freq</th> <th>Level</th> <th>Limit</th> <th>Line Margin</th> <th>Read Level</th> <th>Ant Factor</th> <th>Cable Loss</th> <th>Preamp</th> <th>Aux</th> <th>APos</th> <th>TPos</th> <th>Remark</th> </tr> <tr> <th></th> <th>MHz</th> <th>dBuV/m</th> <th>dBuV/m</th> <th>dB</th> <th>dBuV</th> <th>dB/m</th> <th>dB</th> <th>dB</th> <th>dB</th> <th>cm</th> <th>deg</th> <th></th> </tr> </thead> <tbody> <tr> <td>1</td> <td>5854.96</td> <td>52.46</td> <td>110.09</td> <td>-58.43</td> <td>37.23</td> <td>33.90</td> <td>11.12</td> <td>33.95</td> <td>4.16</td> <td>212</td> <td>199</td> <td>PEAK</td> </tr> <tr> <td>2</td> <td>5868.66</td> <td>57.66</td> <td>106.97</td> <td>-49.31</td> <td>42.39</td> <td>33.90</td> <td>11.17</td> <td>33.96</td> <td>4.16</td> <td>212</td> <td>199</td> <td>PEAK</td> </tr> <tr> <td>3</td> <td>5924.59</td> <td>52.77</td> <td>68.50</td> <td>-15.73</td> <td>37.31</td> <td>33.95</td> <td>11.38</td> <td>33.99</td> <td>4.12</td> <td>212</td> <td>199</td> <td>PEAK</td> </tr> <tr> <td>4</td> <td>5930.20</td> <td>53.44</td> <td>68.20</td> <td>-14.76</td> <td>37.96</td> <td>33.96</td> <td>11.40</td> <td>34.00</td> <td>4.12</td> <td>212</td> <td>199</td> <td>PEAK</td> </tr> </tbody> </table>	Peak	Freq	Level	Limit	Line Margin	Read Level	Ant Factor	Cable Loss	Preamp	Aux	APos	TPos	Remark		MHz	dBuV/m	dBuV/m	dB	dBuV	dB/m	dB	dB	dB	cm	deg		1	5854.96	52.46	110.09	-58.43	37.23	33.90	11.12	33.95	4.16	212	199	PEAK	2	5868.66	57.66	106.97	-49.31	42.39	33.90	11.17	33.96	4.16	212	199	PEAK	3	5924.59	52.77	68.50	-15.73	37.31	33.95	11.38	33.99	4.12	212	199	PEAK	4	5930.20	53.44	68.20	-14.76	37.96	33.96	11.40	34.00	4.12	212	199	PEAK	Blank
Peak	Freq	Level	Limit	Line Margin	Read Level	Ant Factor	Cable Loss	Preamp	Aux	APos	TPos	Remark																																																																				
	MHz	dBuV/m	dBuV/m	dB	dBuV	dB/m	dB	dB	dB	cm	deg																																																																					
1	5854.96	52.46	110.09	-58.43	37.23	33.90	11.12	33.95	4.16	212	199	PEAK																																																																				
2	5868.66	57.66	106.97	-49.31	42.39	33.90	11.17	33.96	4.16	212	199	PEAK																																																																				
3	5924.59	52.77	68.50	-15.73	37.31	33.95	11.38	33.99	4.12	212	199	PEAK																																																																				
4	5930.20	53.44	68.20	-14.76	37.96	33.96	11.40	34.00	4.12	212	199	PEAK																																																																				



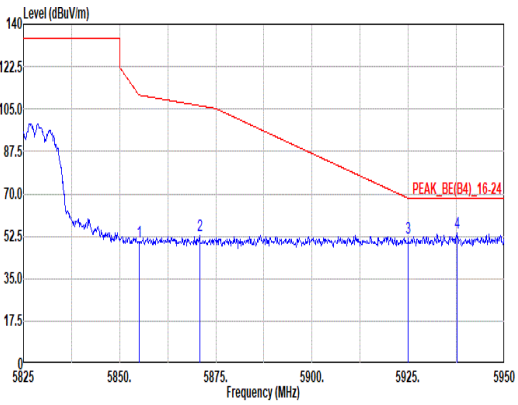
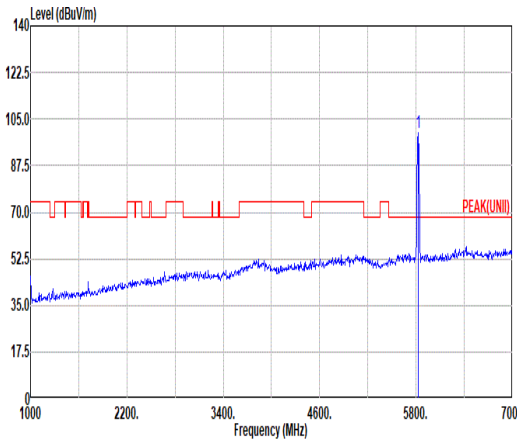
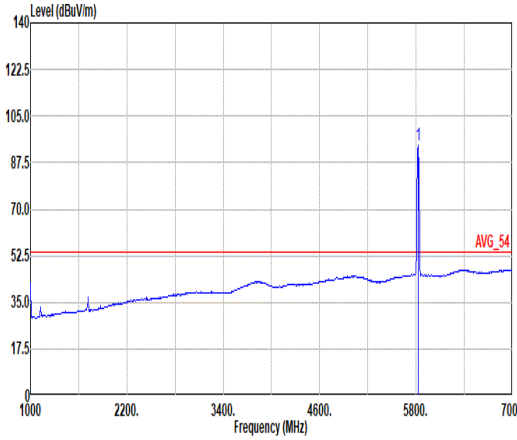
Mode	57																																																																																																																																							
	Harmonic																																																																																																																																							
	U-NII-3_5.725-5.85_802.11n HT20_CH157_5785MHz																																																																																																																																							
ANT	1+2																																																																																																																																							
Pol.	Horizontal	Vertical																																																																																																																																						
Peak Avg.	<p>Site : 03CH23-HY Condition: PEAK(UNII) 3m DRH18-E_LE2C05A18EN_230712 HORIZONTAL</p> <table border="1"> <thead> <tr> <th>Limit</th> <th>Read</th> <th>Ant</th> <th>Cable</th> <th>Preamp</th> <th>Aux</th> <th>APos</th> <th>TPos</th> <th>Remark</th> </tr> <tr> <th>Freq</th> <th>Level</th> <th>Line Margin</th> <th>Level</th> <th>Factor</th> <th>Loss Factor</th> <th>Factor</th> <th></th> <th></th> </tr> <tr> <th>MHz</th> <th>dBuV/m</th> <th>dBuV/m</th> <th>dB</th> <th>dBuV</th> <th>dB/m</th> <th>dB</th> <th>dB</th> <th>cm</th> <th>deg</th> </tr> </thead> <tbody> <tr> <td>1</td> <td>11570.00</td> <td>60.52</td> <td>74.00</td> <td>-13.48</td> <td>43.87</td> <td>38.46</td> <td>15.70</td> <td>39.71</td> <td>2.20</td> <td>185</td> <td>338</td> <td>Peak</td> </tr> <tr> <td>2</td> <td>11570.00</td> <td>53.15</td> <td>54.00</td> <td>-0.85</td> <td>36.50</td> <td>38.46</td> <td>15.70</td> <td>39.71</td> <td>2.20</td> <td>185</td> <td>338</td> <td>Average</td> </tr> <tr> <td>3</td> <td>17355.00</td> <td>56.63</td> <td>68.20</td> <td>-11.57</td> <td>40.61</td> <td>39.90</td> <td>19.04</td> <td>46.29</td> <td>3.37</td> <td>296</td> <td>66</td> <td>Peak</td> </tr> </tbody> </table>	Limit	Read	Ant	Cable	Preamp	Aux	APos	TPos	Remark	Freq	Level	Line Margin	Level	Factor	Loss Factor	Factor			MHz	dBuV/m	dBuV/m	dB	dBuV	dB/m	dB	dB	cm	deg	1	11570.00	60.52	74.00	-13.48	43.87	38.46	15.70	39.71	2.20	185	338	Peak	2	11570.00	53.15	54.00	-0.85	36.50	38.46	15.70	39.71	2.20	185	338	Average	3	17355.00	56.63	68.20	-11.57	40.61	39.90	19.04	46.29	3.37	296	66	Peak	<p>Site : 03CH23-HY Condition: PEAK(UNII) 3m DRH18-E_LE2C05A18EN_230712 VERTICAL</p> <table border="1"> <thead> <tr> <th>Limit</th> <th>Read</th> <th>Ant</th> <th>Cable</th> <th>Preamp</th> <th>Aux</th> <th>APos</th> <th>TPos</th> <th>Remark</th> </tr> <tr> <th>Freq</th> <th>Level</th> <th>Line Margin</th> <th>Level</th> <th>Factor</th> <th>Loss Factor</th> <th>Factor</th> <th></th> <th></th> </tr> <tr> <th>MHz</th> <th>dBuV/m</th> <th>dBuV/m</th> <th>dB</th> <th>dBuV</th> <th>dB/m</th> <th>dB</th> <th>dB</th> <th>cm</th> <th>deg</th> </tr> </thead> <tbody> <tr> <td>1</td> <td>11570.00</td> <td>58.75</td> <td>74.00</td> <td>-15.25</td> <td>42.10</td> <td>38.46</td> <td>15.70</td> <td>39.71</td> <td>2.20</td> <td>244</td> <td>306</td> <td>Peak</td> </tr> <tr> <td>2</td> <td>11570.00</td> <td>53.28</td> <td>54.00</td> <td>-0.72</td> <td>36.63</td> <td>38.46</td> <td>15.70</td> <td>39.71</td> <td>2.20</td> <td>244</td> <td>306</td> <td>Average</td> </tr> <tr> <td>3</td> <td>17355.00</td> <td>56.17</td> <td>68.20</td> <td>-12.03</td> <td>40.15</td> <td>39.90</td> <td>19.04</td> <td>46.29</td> <td>3.37</td> <td>304</td> <td>186</td> <td>Peak</td> </tr> </tbody> </table>	Limit	Read	Ant	Cable	Preamp	Aux	APos	TPos	Remark	Freq	Level	Line Margin	Level	Factor	Loss Factor	Factor			MHz	dBuV/m	dBuV/m	dB	dBuV	dB/m	dB	dB	cm	deg	1	11570.00	58.75	74.00	-15.25	42.10	38.46	15.70	39.71	2.20	244	306	Peak	2	11570.00	53.28	54.00	-0.72	36.63	38.46	15.70	39.71	2.20	244	306	Average	3	17355.00	56.17	68.20	-12.03	40.15	39.90	19.04	46.29	3.37	304	186	Peak
	Limit	Read	Ant	Cable	Preamp	Aux	APos	TPos	Remark																																																																																																																															
Freq	Level	Line Margin	Level	Factor	Loss Factor	Factor																																																																																																																																		
MHz	dBuV/m	dBuV/m	dB	dBuV	dB/m	dB	dB	cm	deg																																																																																																																															
1	11570.00	60.52	74.00	-13.48	43.87	38.46	15.70	39.71	2.20	185	338	Peak																																																																																																																												
2	11570.00	53.15	54.00	-0.85	36.50	38.46	15.70	39.71	2.20	185	338	Average																																																																																																																												
3	17355.00	56.63	68.20	-11.57	40.61	39.90	19.04	46.29	3.37	296	66	Peak																																																																																																																												
Limit	Read	Ant	Cable	Preamp	Aux	APos	TPos	Remark																																																																																																																																
Freq	Level	Line Margin	Level	Factor	Loss Factor	Factor																																																																																																																																		
MHz	dBuV/m	dBuV/m	dB	dBuV	dB/m	dB	dB	cm	deg																																																																																																																															
1	11570.00	58.75	74.00	-15.25	42.10	38.46	15.70	39.71	2.20	244	306	Peak																																																																																																																												
2	11570.00	53.28	54.00	-0.72	36.63	38.46	15.70	39.71	2.20	244	306	Average																																																																																																																												
3	17355.00	56.17	68.20	-12.03	40.15	39.90	19.04	46.29	3.37	304	186	Peak																																																																																																																												





Mode	57	
	Harmonic	
	U-NII-3_5.725-5.85_802.11n HT20_CH157_5785MHz	
ANT	1+2	
Pol.	Horizontal	Vertical
10.6G ~18G Avg.	<p>Site : 03CH23-HY Condition: AVG_54 3m DRH18-E_LE2C05A18EN_230712 HORIZONTAL</p>	<p>Site : 03CH23-HY Condition: AVG_54 3m DRH18-E_LE2C05A18EN_230712 VERTICAL</p>



		<b>58</b>																																																																																																									
<b>Mode</b>	<b>Band Edge</b>																																																																																																										
	<b>U-NII-3_5.725-5.85_802.11n HT20_CH165_5825MHz</b>																																																																																																										
<b>ANT</b>	<b>1+2</b>																																																																																																										
<b>Pol.</b>	<b>Horizontal</b>	<b>Fundamental</b>																																																																																																									
<b>Peak</b>	 <p>Site : 03CH23-HY Condition: PEAK_BE(B4)_16-24 3m DRH18-E_LE2C05A18EN_230712 HORIZONTAL : RBW:1000.000kHz VBW:3000.000kHz SWT:Auto</p> <table border="1"> <thead> <tr> <th></th> <th>Limit</th> <th>Read</th> <th>Ant</th> <th>Cable</th> <th>Preamp</th> <th>Aux</th> <th>APos</th> <th>TPos</th> <th>Remark</th> </tr> <tr> <th>Freq</th> <th>Level</th> <th>Line Margin</th> <th>Level</th> <th>Loss Factor</th> <th>Loss Factor</th> <th>Factor</th> <th>dB</th> <th>cm</th> <th>deg</th> </tr> </thead> <tbody> <tr> <td>1</td> <td>5855.00</td> <td>50.29</td> <td>110.00</td> <td>-60.51</td> <td>35.06</td> <td>33.90</td> <td>11.12</td> <td>33.95</td> <td>4.16</td> <td>100</td> <td>70</td> <td>PEAK</td> </tr> <tr> <td>2</td> <td>5870.75</td> <td>52.62</td> <td>106.39</td> <td>-53.77</td> <td>37.35</td> <td>33.90</td> <td>11.18</td> <td>33.96</td> <td>4.15</td> <td>100</td> <td>70</td> <td>PEAK</td> </tr> <tr> <td>3</td> <td>5925.00</td> <td>51.57</td> <td>68.20</td> <td>-16.63</td> <td>36.11</td> <td>33.95</td> <td>11.38</td> <td>33.99</td> <td>4.12</td> <td>100</td> <td>70</td> <td>PEAK</td> </tr> <tr> <td>4</td> <td>5937.75</td> <td>53.81</td> <td>68.20</td> <td>-14.39</td> <td>38.29</td> <td>33.98</td> <td>11.43</td> <td>34.00</td> <td>4.11</td> <td>100</td> <td>70</td> <td>PEAK</td> </tr> </tbody> </table>		Limit	Read	Ant	Cable	Preamp	Aux	APos	TPos	Remark	Freq	Level	Line Margin	Level	Loss Factor	Loss Factor	Factor	dB	cm	deg	1	5855.00	50.29	110.00	-60.51	35.06	33.90	11.12	33.95	4.16	100	70	PEAK	2	5870.75	52.62	106.39	-53.77	37.35	33.90	11.18	33.96	4.15	100	70	PEAK	3	5925.00	51.57	68.20	-16.63	36.11	33.95	11.38	33.99	4.12	100	70	PEAK	4	5937.75	53.81	68.20	-14.39	38.29	33.98	11.43	34.00	4.11	100	70	PEAK	 <p>Site : 03CH23-HY Condition: PEAK(UNII) 3m DRH18-E_LE2C05A18EN_230712 HORIZONTAL : RBW:1000.000kHz VBW:3000.000kHz SWT:Auto</p> <table border="1"> <thead> <tr> <th></th> <th>Limit</th> <th>Read</th> <th>Ant</th> <th>Cable</th> <th>Preamp</th> <th>Aux</th> <th>APos</th> <th>TPos</th> <th>Remark</th> </tr> <tr> <th>Freq</th> <th>Level</th> <th>Line Margin</th> <th>Level</th> <th>Loss Factor</th> <th>Loss Factor</th> <th>Factor</th> <th>dB</th> <th>cm</th> <th>deg</th> </tr> </thead> <tbody> <tr> <td>1</td> <td>5825.00</td> <td>100.04</td> <td>-----</td> <td>-----</td> <td>84.84</td> <td>33.95</td> <td>11.00</td> <td>33.93</td> <td>4.18</td> <td>100</td> <td>70</td> <td>PEAK</td> </tr> </tbody> </table>		Limit	Read	Ant	Cable	Preamp	Aux	APos	TPos	Remark	Freq	Level	Line Margin	Level	Loss Factor	Loss Factor	Factor	dB	cm	deg	1	5825.00	100.04	-----	-----	84.84	33.95	11.00	33.93	4.18	100	70	PEAK
	Limit	Read	Ant	Cable	Preamp	Aux	APos	TPos	Remark																																																																																																		
Freq	Level	Line Margin	Level	Loss Factor	Loss Factor	Factor	dB	cm	deg																																																																																																		
1	5855.00	50.29	110.00	-60.51	35.06	33.90	11.12	33.95	4.16	100	70	PEAK																																																																																															
2	5870.75	52.62	106.39	-53.77	37.35	33.90	11.18	33.96	4.15	100	70	PEAK																																																																																															
3	5925.00	51.57	68.20	-16.63	36.11	33.95	11.38	33.99	4.12	100	70	PEAK																																																																																															
4	5937.75	53.81	68.20	-14.39	38.29	33.98	11.43	34.00	4.11	100	70	PEAK																																																																																															
	Limit	Read	Ant	Cable	Preamp	Aux	APos	TPos	Remark																																																																																																		
Freq	Level	Line Margin	Level	Loss Factor	Loss Factor	Factor	dB	cm	deg																																																																																																		
1	5825.00	100.04	-----	-----	84.84	33.95	11.00	33.93	4.18	100	70	PEAK																																																																																															
<b>Avg.</b>	<b>Blank</b>	 <p>Site : 03CH23-HY Condition: AVG_54 3m DRH18-E_LE2C05A18EN_230712 HORIZONTAL : RBW:1000.000kHz VBW:0.820kHz SWT:Auto</p> <table border="1"> <thead> <tr> <th></th> <th>Limit</th> <th>Read</th> <th>Ant</th> <th>Cable</th> <th>Preamp</th> <th>Aux</th> <th>APos</th> <th>TPos</th> <th>Remark</th> </tr> <tr> <th>Freq</th> <th>Level</th> <th>Line Margin</th> <th>Level</th> <th>Loss Factor</th> <th>Loss Factor</th> <th>Factor</th> <th>dB</th> <th>cm</th> <th>deg</th> </tr> </thead> <tbody> <tr> <td>1</td> <td>5825.00</td> <td>94.03</td> <td>-----</td> <td>-----</td> <td>76.83</td> <td>33.95</td> <td>11.00</td> <td>33.93</td> <td>4.18</td> <td>100</td> <td>70</td> <td>AVERAGE</td> </tr> </tbody> </table>			Limit	Read	Ant	Cable	Preamp	Aux	APos	TPos	Remark	Freq	Level	Line Margin	Level	Loss Factor	Loss Factor	Factor	dB	cm	deg	1	5825.00	94.03	-----	-----	76.83	33.95	11.00	33.93	4.18	100	70	AVERAGE																																																																							
	Limit	Read	Ant	Cable	Preamp	Aux	APos	TPos	Remark																																																																																																		
Freq	Level	Line Margin	Level	Loss Factor	Loss Factor	Factor	dB	cm	deg																																																																																																		
1	5825.00	94.03	-----	-----	76.83	33.95	11.00	33.93	4.18	100	70	AVERAGE																																																																																															



<b>58</b>																																																																															
<b>Mode</b>	<b>Band Edge</b>																																																																														
<b>U-NII-3_5.725-5.85_802.11n HT20_CH165_5825MHz</b>																																																																															
<b>ANT</b>	<b>1+2</b>																																																																														
<b>Pol.</b>	<b>Vertical</b>																																																																														
<b>Peak</b>	<p>Site : 03CH23-HY Condition: PEAK_BE(B4)_16-24 3m DRH18-E_LE2C05A18EN_230712 VERTICAL : RBW:1000.000kHz VBW:3000.000kHz SWT:Auto</p> <table border="1"> <thead> <tr> <th>Peak</th> <th>Freq</th> <th>Level</th> <th>Limit</th> <th>Line Margin</th> <th>Read Level</th> <th>Ant Factor</th> <th>Cable Loss</th> <th>Preamp Factor</th> <th>Aux Factor</th> <th>APos</th> <th>TPos</th> <th>Remark</th> </tr> <tr> <th></th> <th>MHz</th> <th>dBuV/m</th> <th>dBuV/m</th> <th>dB</th> <th>dBuV</th> <th>dB/m</th> <th>dB</th> <th>dB</th> <th>dB</th> <th>cm</th> <th>deg</th> <th></th> </tr> </thead> <tbody> <tr> <td>1</td> <td>5855.00</td> <td>54.72</td> <td>110.00</td> <td>-56.08</td> <td>39.49</td> <td>33.90</td> <td>11.12</td> <td>33.95</td> <td>4.16</td> <td>200</td> <td>229</td> <td>PEAK</td> </tr> <tr> <td>2</td> <td>5873.75</td> <td>54.76</td> <td>105.55</td> <td>-50.79</td> <td>39.48</td> <td>33.90</td> <td>11.19</td> <td>33.96</td> <td>4.15</td> <td>200</td> <td>229</td> <td>PEAK</td> </tr> <tr> <td>3</td> <td>5923.38</td> <td>54.59</td> <td>69.40</td> <td>-14.81</td> <td>39.14</td> <td>33.95</td> <td>11.37</td> <td>33.99</td> <td>4.12</td> <td>200</td> <td>229</td> <td>PEAK</td> </tr> <tr> <td>4</td> <td>5926.25</td> <td>54.07</td> <td>68.20</td> <td>-14.13</td> <td>38.62</td> <td>33.95</td> <td>11.38</td> <td>34.00</td> <td>4.12</td> <td>200</td> <td>229</td> <td>PEAK</td> </tr> </tbody> </table>	Peak	Freq	Level	Limit	Line Margin	Read Level	Ant Factor	Cable Loss	Preamp Factor	Aux Factor	APos	TPos	Remark		MHz	dBuV/m	dBuV/m	dB	dBuV	dB/m	dB	dB	dB	cm	deg		1	5855.00	54.72	110.00	-56.08	39.49	33.90	11.12	33.95	4.16	200	229	PEAK	2	5873.75	54.76	105.55	-50.79	39.48	33.90	11.19	33.96	4.15	200	229	PEAK	3	5923.38	54.59	69.40	-14.81	39.14	33.95	11.37	33.99	4.12	200	229	PEAK	4	5926.25	54.07	68.20	-14.13	38.62	33.95	11.38	34.00	4.12	200	229	PEAK
Peak	Freq	Level	Limit	Line Margin	Read Level	Ant Factor	Cable Loss	Preamp Factor	Aux Factor	APos	TPos	Remark																																																																			
	MHz	dBuV/m	dBuV/m	dB	dBuV	dB/m	dB	dB	dB	cm	deg																																																																				
1	5855.00	54.72	110.00	-56.08	39.49	33.90	11.12	33.95	4.16	200	229	PEAK																																																																			
2	5873.75	54.76	105.55	-50.79	39.48	33.90	11.19	33.96	4.15	200	229	PEAK																																																																			
3	5923.38	54.59	69.40	-14.81	39.14	33.95	11.37	33.99	4.12	200	229	PEAK																																																																			
4	5926.25	54.07	68.20	-14.13	38.62	33.95	11.38	34.00	4.12	200	229	PEAK																																																																			
<b>Fundamental</b>	<p>Site : 03CH23-HY Condition: PEAK(U-NII) 3m DRH18-E_LE2C05A18EN_230712 VERTICAL : RBW:1000.000kHz VBW:3000.000kHz SWT:Auto</p> <table border="1"> <thead> <tr> <th>Peak</th> <th>Freq</th> <th>Level</th> <th>Limit</th> <th>Line Margin</th> <th>Read Level</th> <th>Ant Factor</th> <th>Cable Loss</th> <th>Preamp Factor</th> <th>Aux Factor</th> <th>APos</th> <th>TPos</th> <th>Remark</th> </tr> <tr> <th></th> <th>MHz</th> <th>dBuV/m</th> <th>dBuV/m</th> <th>dB</th> <th>dBuV</th> <th>dB/m</th> <th>dB</th> <th>dB</th> <th>dB</th> <th>cm</th> <th>deg</th> <th></th> </tr> </thead> <tbody> <tr> <td>1</td> <td>5825.00</td> <td>108.78</td> <td>-----</td> <td>-----</td> <td>93.58</td> <td>33.95</td> <td>11.00</td> <td>33.93</td> <td>4.18</td> <td>200</td> <td>229</td> <td>PEAK</td> </tr> </tbody> </table>	Peak	Freq	Level	Limit	Line Margin	Read Level	Ant Factor	Cable Loss	Preamp Factor	Aux Factor	APos	TPos	Remark		MHz	dBuV/m	dBuV/m	dB	dBuV	dB/m	dB	dB	dB	cm	deg		1	5825.00	108.78	-----	-----	93.58	33.95	11.00	33.93	4.18	200	229	PEAK																																							
Peak	Freq	Level	Limit	Line Margin	Read Level	Ant Factor	Cable Loss	Preamp Factor	Aux Factor	APos	TPos	Remark																																																																			
	MHz	dBuV/m	dBuV/m	dB	dBuV	dB/m	dB	dB	dB	cm	deg																																																																				
1	5825.00	108.78	-----	-----	93.58	33.95	11.00	33.93	4.18	200	229	PEAK																																																																			
<b>Avg.</b>	<p style="text-align: center;"><b>Blank</b></p> <p>Site : 03CH23-HY Condition: AVG_54 3m DRH18-E_LE2C05A18EN_230712 VERTICAL : RBW:1000.000kHz VBW:0.820kHz SWT:Auto</p> <table border="1"> <thead> <tr> <th>Peak</th> <th>Freq</th> <th>Level</th> <th>Limit</th> <th>Line Margin</th> <th>Read Level</th> <th>Ant Factor</th> <th>Cable Loss</th> <th>Preamp Factor</th> <th>Aux Factor</th> <th>APos</th> <th>TPos</th> <th>Remark</th> </tr> <tr> <th></th> <th>MHz</th> <th>dBuV/m</th> <th>dBuV/m</th> <th>dB</th> <th>dBuV</th> <th>dB/m</th> <th>dB</th> <th>dB</th> <th>dB</th> <th>cm</th> <th>deg</th> <th></th> </tr> </thead> <tbody> <tr> <td>1</td> <td>5825.00</td> <td>103.26</td> <td>-----</td> <td>-----</td> <td>88.06</td> <td>33.94</td> <td>11.02</td> <td>33.94</td> <td>4.18</td> <td>200</td> <td>229</td> <td>AVERAGE</td> </tr> </tbody> </table>	Peak	Freq	Level	Limit	Line Margin	Read Level	Ant Factor	Cable Loss	Preamp Factor	Aux Factor	APos	TPos	Remark		MHz	dBuV/m	dBuV/m	dB	dBuV	dB/m	dB	dB	dB	cm	deg		1	5825.00	103.26	-----	-----	88.06	33.94	11.02	33.94	4.18	200	229	AVERAGE																																							
Peak	Freq	Level	Limit	Line Margin	Read Level	Ant Factor	Cable Loss	Preamp Factor	Aux Factor	APos	TPos	Remark																																																																			
	MHz	dBuV/m	dBuV/m	dB	dBuV	dB/m	dB	dB	dB	cm	deg																																																																				
1	5825.00	103.26	-----	-----	88.06	33.94	11.02	33.94	4.18	200	229	AVERAGE																																																																			



Mode	58																																																																																																																															
	Harmonic																																																																																																																															
	U-NII-3_5.725-5.85_802.11n HT20_CH165_5825MHz																																																																																																																															
ANT	1+2																																																																																																																															
Pol.	Horizontal	Vertical																																																																																																																														
Peak Avg.	<p>Site : 03CH23-HY Condition: PEAK(UNII) 3m DRH18-E_LE2C05A18EN_230712 HORIZONTAL</p> <table border="1"> <thead> <tr> <th>Limit</th> <th>Read</th> <th>Ant</th> <th>Cable</th> <th>Preamp</th> <th>Aux</th> <th>APos</th> <th>TPos</th> <th>Remark</th> </tr> <tr> <th>Freq</th> <th>Level</th> <th>Line Margin</th> <th>Level</th> <th>Factor</th> <th>Loss Factor</th> <th>Factor</th> <th></th> <th></th> </tr> <tr> <th>MHz</th> <th>dBuV/m</th> <th>dBuV/m</th> <th>dB</th> <th>dBuV</th> <th>dB/m</th> <th>dB</th> <th>dB</th> <th>cm</th> </tr> </thead> <tbody> <tr> <td>1 11650.00</td> <td>59.23</td> <td>74.00</td> <td>-14.77</td> <td>42.55</td> <td>38.50</td> <td>15.78</td> <td>39.81</td> <td>2.21</td> <td>400</td> <td>124</td> <td>Peak</td> </tr> <tr> <td>2 11650.00</td> <td>51.90</td> <td>54.00</td> <td>-2.10</td> <td>35.22</td> <td>38.50</td> <td>15.78</td> <td>39.81</td> <td>2.21</td> <td>400</td> <td>124</td> <td>Average</td> </tr> <tr> <td>3 17475.00</td> <td>56.79</td> <td>68.20</td> <td>-11.41</td> <td>40.80</td> <td>39.90</td> <td>19.11</td> <td>46.44</td> <td>3.42</td> <td>207</td> <td>52</td> <td>Peak</td> </tr> </tbody> </table>	Limit	Read	Ant	Cable	Preamp	Aux	APos	TPos	Remark	Freq	Level	Line Margin	Level	Factor	Loss Factor	Factor			MHz	dBuV/m	dBuV/m	dB	dBuV	dB/m	dB	dB	cm	1 11650.00	59.23	74.00	-14.77	42.55	38.50	15.78	39.81	2.21	400	124	Peak	2 11650.00	51.90	54.00	-2.10	35.22	38.50	15.78	39.81	2.21	400	124	Average	3 17475.00	56.79	68.20	-11.41	40.80	39.90	19.11	46.44	3.42	207	52	Peak	<p>Site : 03CH23-HY Condition: PEAK(UNII) 3m DRH18-E_LE2C05A18EN_230712 VERTICAL</p> <table border="1"> <thead> <tr> <th>Limit</th> <th>Read</th> <th>Ant</th> <th>Cable</th> <th>Preamp</th> <th>Aux</th> <th>APos</th> <th>TPos</th> <th>Remark</th> </tr> <tr> <th>Freq</th> <th>Level</th> <th>Line Margin</th> <th>Level</th> <th>Factor</th> <th>Loss Factor</th> <th>Factor</th> <th></th> <th></th> </tr> <tr> <th>MHz</th> <th>dBuV/m</th> <th>dBuV/m</th> <th>dB</th> <th>dBuV</th> <th>dB/m</th> <th>dB</th> <th>dB</th> <th>cm</th> </tr> </thead> <tbody> <tr> <td>1 11650.00</td> <td>59.00</td> <td>74.00</td> <td>-14.20</td> <td>43.12</td> <td>38.50</td> <td>15.78</td> <td>39.81</td> <td>2.21</td> <td>373</td> <td>105</td> <td>Peak</td> </tr> <tr> <td>2 11650.00</td> <td>53.01</td> <td>54.00</td> <td>-0.99</td> <td>36.33</td> <td>38.50</td> <td>15.78</td> <td>39.81</td> <td>2.21</td> <td>373</td> <td>105</td> <td>Average</td> </tr> <tr> <td>3 17475.00</td> <td>56.48</td> <td>68.20</td> <td>-11.72</td> <td>40.49</td> <td>39.90</td> <td>19.11</td> <td>46.44</td> <td>3.42</td> <td>400</td> <td>174</td> <td>Peak</td> </tr> </tbody> </table>	Limit	Read	Ant	Cable	Preamp	Aux	APos	TPos	Remark	Freq	Level	Line Margin	Level	Factor	Loss Factor	Factor			MHz	dBuV/m	dBuV/m	dB	dBuV	dB/m	dB	dB	cm	1 11650.00	59.00	74.00	-14.20	43.12	38.50	15.78	39.81	2.21	373	105	Peak	2 11650.00	53.01	54.00	-0.99	36.33	38.50	15.78	39.81	2.21	373	105	Average	3 17475.00	56.48	68.20	-11.72	40.49	39.90	19.11	46.44	3.42	400	174	Peak
Limit	Read	Ant	Cable	Preamp	Aux	APos	TPos	Remark																																																																																																																								
Freq	Level	Line Margin	Level	Factor	Loss Factor	Factor																																																																																																																										
MHz	dBuV/m	dBuV/m	dB	dBuV	dB/m	dB	dB	cm																																																																																																																								
1 11650.00	59.23	74.00	-14.77	42.55	38.50	15.78	39.81	2.21	400	124	Peak																																																																																																																					
2 11650.00	51.90	54.00	-2.10	35.22	38.50	15.78	39.81	2.21	400	124	Average																																																																																																																					
3 17475.00	56.79	68.20	-11.41	40.80	39.90	19.11	46.44	3.42	207	52	Peak																																																																																																																					
Limit	Read	Ant	Cable	Preamp	Aux	APos	TPos	Remark																																																																																																																								
Freq	Level	Line Margin	Level	Factor	Loss Factor	Factor																																																																																																																										
MHz	dBuV/m	dBuV/m	dB	dBuV	dB/m	dB	dB	cm																																																																																																																								
1 11650.00	59.00	74.00	-14.20	43.12	38.50	15.78	39.81	2.21	373	105	Peak																																																																																																																					
2 11650.00	53.01	54.00	-0.99	36.33	38.50	15.78	39.81	2.21	373	105	Average																																																																																																																					
3 17475.00	56.48	68.20	-11.72	40.49	39.90	19.11	46.44	3.42	400	174	Peak																																																																																																																					



Mode	58	
	Harmonic	
	U-NII-3_5.725-5.85_802.11n HT20_CH165_5825MHz	
ANT	1+2	
Pol.	Horizontal	Vertical
10.6G ~18G Avg.	<p>Site : 03CH23-HY Condition: AVG_54 3m DRH18-E_LE2C05A18EN_230712 HORIZONTAL</p>	<p>Site : 03CH23-HY Condition: AVG_54 3m DRH18-E_LE2C05A18EN_230712 VERTICAL</p>