



EIRP

ANT 2(UP):

LTE B42 5M QPSK Part96						
Channel	Frequency (MHz)	Conducted Power (dBm)	Gain (dB)	EIRP (dBm)	EIRP (mW)	Lmit (W)
43115	3552.5	20.86	-2	18.86	76.91	1
43340	3575	20.91	-2	18.91	77.8	1
43565	3579.5	20.76	-2	18.76	75.16	1

LTE B42 5M 16QAM Part96						
Channel	Frequency (MHz)	Conducted Power (dBm)	Gain (dB)	EIRP (dBm)	EIRP (mW)	Lmit (W)
43115	3552.5	20.01	-2	18.01	63.24	1
43340	3575	20.04	-2	18.04	63.68	1
43565	3579.5	19.87	-2	17.87	61.24	1

LTE B42 5M 64QAM Part96						
Channel	Frequency (MHz)	Conducted Power (dBm)	Gain (dB)	EIRP (dBm)	EIRP (mW)	Lmit (W)
43115	3552.5	18.57	-2	16.57	45.39	1
43340	3575	18.54	-2	16.54	45.08	1
43565	3579.5	18.35	-2	16.35	43.15	1

LTE B42 10M QPSK Part96						
Channel	Frequency (MHz)	Conducted Power (dBm)	Gain (dB)	EIRP (dBm)	EIRP (mW)	Lmit (W)
43140	3555	20.97	-2	18.97	78.89	1
43340	3575	20.89	-2	18.89	77.45	1
43540	3595	20.73	-2	18.73	74.64	1

LTE B42 10M 16QAM Part96						
Channel	Frequency (MHz)	Conducted Power (dBm)	Gain (dB)	EIRP (dBm)	EIRP (mW)	Lmit (W)
43140	3555	19.93	-2	17.93	62.09	1
43340	3575	19.93	-2	17.93	62.09	1
43540	3595	19.82	-2	17.82	60.53	1



LTE B42 10M 64QAM Part96						
Channel	Frequency (MHz)	Conducted Power (dBm)	Gain (dB)	EIRP (dBm)	EIRP (mW)	Lmit (W)
43140	3555	18.58	-2	16.58	45.5	1
43340	3575	18.56	-2	16.56	45.29	1
43540	3595	18.39	-2	16.39	43.55	1

LTE B42 15M QPSK Part96						
Channel	Frequency (MHz)	Conducted Power (dBm)	Gain (dB)	EIRP (dBm)	EIRP (mW)	Lmit (W)
43165	3557.5	20.87	-2	18.87	77.09	1
43340	3575	20.79	-2	18.79	75.68	1
43515	3592.5	20.79	-2	18.79	75.68	1

LTE B42 15M 16QAM Part96						
Channel	Frequency (MHz)	Conducted Power (dBm)	Gain (dB)	EIRP (dBm)	EIRP (mW)	Lmit (W)
43165	3557.5	19.98	-2	17.98	62.81	1
43340	3575	19.95	-2	17.95	62.37	1
43515	3592.5	19.91	-2	17.91	61.8	1

LTE B42 15M 64QAM Part96						
Channel	Frequency (MHz)	Conducted Power (dBm)	Gain (dB)	EIRP (dBm)	EIRP (mW)	Lmit (W)
43165	3557.5	18.52	-2	16.52	44.87	1
43340	3575	18.49	-2	16.49	44.57	1
43515	3592.5	18.41	-2	16.41	43.75	1

LTE B42 20M QPSK Part96						
Channel	Frequency (MHz)	Conducted Power (dBm)	Gain (dB)	EIRP (dBm)	EIRP (mW)	Lmit (W)
43190	3560	20.98	-2	18.98	79.07	1
43340	3575	20.93	-2	18.93	78.16	1
43490	3590	20.82	-2	18.82	76.21	1



LTE B42 20M 16QAM Part96						
Channel	Frequency (MHz)	Conducted Power (dBm)	Gain (dB)	EIRP (dBm)	EIRP (mW)	Lmit (W)
43190	3560	20.03	-2	18.03	63.53	1
43340	3575	20.05	-2	18.05	63.83	1
43490	3590	19.96	-2	17.96	62.52	1

LTE B42 20M 64QAM Part96						
Channel	Frequency (MHz)	Conducted Power (dBm)	Gain (dB)	EIRP (dBm)	EIRP (mW)	Lmit (W)
43190	3560	18.6	-2	16.6	45.71	1
43340	3575	18.59	-2	16.59	45.6	1
43490	3590	18.47	-2	16.47	44.36	1



LTE B48 5M QPSK						
Channel	Frequency (MHz)	Conducted Power (dBm)	Gain (dB)	EIRP (dBm)	EIRP (mW)	Lmit (dBm/10Mhz)
55265	3552.5	20.89	-2	18.89	77.45	23
55990	3625	20.56	-2	18.56	71.78	23
56715	3697.5	20.39	-2	18.39	69.02	23

LTE B48 5M 16QAM						
Channel	Frequency (MHz)	Conducted Power (dBm)	Gain (dB)	EIRP (dBm)	EIRP (mW)	Lmit (dBm/10Mhz)
55265	3552.5	19.92	-2	17.92	61.94	23
55990	3625	19.73	-2	17.73	59.29	23
56715	3697.5	19.25	-2	17.25	53.09	23

LTE B48 5M 64QAM						
Channel	Frequency (MHz)	Conducted Power (dBm)	Gain (dB)	EIRP (dBm)	EIRP (mW)	Lmit (dBm/10Mhz)
55265	3552.5	18.68	-2	16.68	46.56	23
55990	3625	18.3	-2	16.3	42.66	23
56715	3697.5	18.41	-2	16.41	43.75	23

LTE B48 10M QPSK						
Channel	Frequency (MHz)	Conducted Power (dBm)	Gain (dB)	EIRP (dBm)	EIRP (mW)	Lmit (dBm/10Mhz)
55290	3555	20.85	-2	18.85	76.74	23
55990	3625	20.86	-2	18.86	76.91	23
56690	3695	20.31	-2	18.31	67.76	23

LTE B48 10M 16QAM						
Channel	Frequency (MHz)	Conducted Power (dBm)	Gain (dB)	EIRP (dBm)	EIRP (mW)	Lmit (dBm/10Mhz)
55290	3555	19.98	-2	17.98	62.81	23
55990	3625	19.98	-2	17.98	62.81	23
56690	3695	19.34	-2	17.34	54.2	23



LTE B48 10M 64QAM						
Channel	Frequency (MHz)	Conducted Power (dBm)	Gain (dB)	EIRP (dBm)	EIRP (mW)	Lmit (dBm/10Mhz)
55290	3555	18.59	-2	16.59	45.6	23
55990	3625	18.6	-2	16.6	45.71	23
56690	3695	18.46	-2	16.46	44.26	23

LTE B48 15M QPSK						
Channel	Frequency (MHz)	Conducted Power (dBm)	Gain (dB)	EIRP (dBm)	EIRP (mW)	Lmit (dBm/10Mhz)
55315	3557.5	20.87	-2	18.87	77.09	23
55990	3625	20.63	-2	18.63	72.95	23
56665	3692.5	20.3	-2	18.3	67.61	23

LTE B48 15M 16QAM						
Channel	Frequency (MHz)	Conducted Power (dBm)	Gain (dB)	EIRP (dBm)	EIRP (mW)	Lmit (dBm/10Mhz)
55315	3557.5	20.02	-2	18.02	63.39	23
55990	3625	19.68	-2	17.68	58.61	23
56665	3692.5	19.33	-2	17.33	54.08	23

LTE B48 15M 64QAM						
Channel	Frequency (MHz)	Conducted Power (dBm)	Gain (dB)	EIRP (dBm)	EIRP (mW)	Lmit (dBm/10Mhz)
55315	3557.5	18.66	-2	16.66	46.34	23
55990	3625	18.31	-2	16.31	42.76	23
56665	3692.5	18.37	-2	16.37	43.35	23



LTE B48 20M QPSK						
Channel	Frequency (MHz)	Conducted Power (dBm)	Gain (dB)	EIRP (dBm)	EIRP (mW)	Lmit (dBm/10Mhz)
55340	3560	20.95	-2	18.95	78.52	23
55990	3625	20.87	-2	18.87	77.09	23
56640	3690	20.42	-2	18.42	69.5	23

LTE B48 20M 16QAM						
Channel	Frequency (MHz)	Conducted Power (dBm)	Gain (dB)	EIRP (dBm)	EIRP (mW)	Lmit (dBm/10Mhz)
55340	3560	20.03	-2	18.03	63.53	23
55990	3625	19.94	-2	17.94	62.23	23
56640	3690	19.37	-2	17.37	54.58	23

LTE B48 20M 64QAM						
Channel	Frequency (MHz)	Conducted Power (dBm)	Gain (dB)	EIRP (dBm)	EIRP (mW)	Lmit (dBm/10Mhz)
55340	3560	18.69	-2	16.69	46.67	23
55990	3625	18.59	-2	16.59	45.6	23
56640	3690	18.49	-2	16.49	44.57	23



ANT 3(UP):

LTE B42 5M QPSK Part96						
Channel	Frequency (MHz)	Conducted Power (dBm)	Gain (dB)	EIRP (dBm)	EIRP (mW)	Lmit (W)
43115	3552.5	18.34	-2.1	16.24	42.07	1
43340	3575	18.29	-2.1	16.19	41.59	1
43565	3579.5	18.35	-2.1	16.25	42.17	1

LTE B42 5M 16QAM Part96						
Channel	Frequency (MHz)	Conducted Power (dBm)	Gain (dB)	EIRP (dBm)	EIRP (mW)	Lmit (W)
43115	3552.5	17.38	-2.1	15.28	33.73	1
43340	3575	17.29	-2.1	15.19	33.04	1
43565	3579.5	17.34	-2.1	15.24	33.42	1

LTE B42 5M 64QAM Part96						
Channel	Frequency (MHz)	Conducted Power (dBm)	Gain (dB)	EIRP (dBm)	EIRP (mW)	Lmit (W)
43115	3552.5	16.26	-2.1	14.16	26.06	1
43340	3575	16.34	-2.1	14.24	26.55	1
43565	3579.5	16.33	-2.1	14.23	26.49	1

LTE B42 10M QPSK Part96						
Channel	Frequency (MHz)	Conducted Power (dBm)	Gain (dB)	EIRP (dBm)	EIRP (mW)	Lmit (W)
43140	3555	18.4	-2.1	16.3	42.66	1
43340	3575	18.36	-2.1	16.26	42.27	1
43540	3595	18.33	-2.1	16.23	41.98	1

LTE B42 10M 16QAM Part96						
Channel	Frequency (MHz)	Conducted Power (dBm)	Gain (dB)	EIRP (dBm)	EIRP (mW)	Lmit (W)
43140	3555	17.44	-2.1	15.34	34.2	1
43340	3575	17.32	-2.1	15.22	33.27	1
43540	3595	17.39	-2.1	15.29	33.81	1



LTE B42 10M 64QAM Part96						
Channel	Frequency (MHz)	Conducted Power (dBm)	Gain (dB)	EIRP (dBm)	EIRP (mW)	Lmit (W)
43140	3555	16.27	-2.1	14.17	26.12	1
43340	3575	16.37	-2.1	14.27	26.73	1
43540	3595	16.28	-2.1	14.18	26.18	1

LTE B42 15M QPSK Part96						
Channel	Frequency (MHz)	Conducted Power (dBm)	Gain (dB)	EIRP (dBm)	EIRP (mW)	Lmit (W)
43165	3557.5	18.34	-2.1	16.24	42.07	1
43340	3575	18.36	-2.1	16.26	42.27	1
43515	3592.5	18.35	-2.1	16.25	42.17	1

LTE B42 15M 16QAM Part96						
Channel	Frequency (MHz)	Conducted Power (dBm)	Gain (dB)	EIRP (dBm)	EIRP (mW)	Lmit (W)
43165	3557.5	17.4	-2.1	15.3	33.88	1
43340	3575	17.38	-2.1	15.28	33.73	1
43515	3592.5	17.42	-2.1	15.32	34.04	1

LTE B42 15M 64QAM Part96						
Channel	Frequency (MHz)	Conducted Power (dBm)	Gain (dB)	EIRP (dBm)	EIRP (mW)	Lmit (W)
43165	3557.5	16.26	-2.1	14.16	26.06	1
43340	3575	16.28	-2.1	14.18	26.18	1
43515	3592.5	16.23	-2.1	14.13	25.88	1

LTE B42 20M QPSK Part96						
Channel	Frequency (MHz)	Conducted Power (dBm)	Gain (dB)	EIRP (dBm)	EIRP (mW)	Lmit (W)
43190	3560	18.46	-2.1	16.36	43.25	1
43340	3575	18.39	-2.1	16.29	42.56	1
43490	3590	18.4	-2.1	16.3	42.66	1



LTE B42 20M 16QAM Part96						
Channel	Frequency (MHz)	Conducted Power (dBm)	Gain (dB)	EIRP (dBm)	EIRP (mW)	Lmit (W)
43190	3560	17.49	-2.1	15.39	34.59	1
43340	3575	17.42	-2.1	15.32	34.04	1
43490	3590	17.43	-2.1	15.33	34.12	1

LTE B42 20M 64QAM Part96						
Channel	Frequency (MHz)	Conducted Power (dBm)	Gain (dB)	EIRP (dBm)	EIRP (mW)	Lmit (W)
43190	3560	16.35	-2.1	14.25	26.61	1
43340	3575	16.39	-2.1	14.29	26.85	1
43490	3590	16.36	-2.1	14.26	26.67	1



LTE B48 5M QPSK						
Channel	Frequency (MHz)	Conducted Power (dBm)	Gain (dB)	EIRP (dBm)	EIRP (mW)	Lmit (dBm/10Mhz)
55265	3552.5	18.24	-5.7	12.54	17.95	23
55990	3625	18.27	-5.7	12.57	18.07	23
56715	3697.5	18.43	-5.7	12.73	18.75	23

LTE B48 5M 16QAM						
Channel	Frequency (MHz)	Conducted Power (dBm)	Gain (dB)	EIRP (dBm)	EIRP (mW)	Lmit (dBm/10Mhz)
55265	3552.5	17.31	-5.7	11.61	14.49	23
55990	3625	17.39	-5.7	11.69	14.76	23
56715	3697.5	17.44	-5.7	11.74	14.93	23

LTE B48 5M 64QAM						
Channel	Frequency (MHz)	Conducted Power (dBm)	Gain (dB)	EIRP (dBm)	EIRP (mW)	Lmit (dBm/10Mhz)
55265	3552.5	16.27	-5.7	10.57	11.4	23
55990	3625	16.39	-5.7	10.69	11.72	23
56715	3697.5	16.38	-5.7	10.68	11.69	23

LTE B48 10M QPSK						
Channel	Frequency (MHz)	Conducted Power (dBm)	Gain (dB)	EIRP (dBm)	EIRP (mW)	Lmit (dBm/10Mhz)
55290	3555	18.31	-5.7	12.61	18.24	23
55990	3625	18.35	-5.7	12.65	18.41	23
56690	3695	18.42	-5.7	12.72	18.71	23

LTE B48 10M 16QAM						
Channel	Frequency (MHz)	Conducted Power (dBm)	Gain (dB)	EIRP (dBm)	EIRP (mW)	Lmit (dBm/10Mhz)
55290	3555	17.24	-5.7	11.54	14.26	23
55990	3625	17.39	-5.7	11.69	14.76	23
56690	3695	17.44	-5.7	11.74	14.93	23



LTE B48 10M 64QAM						
Channel	Frequency (MHz)	Conducted Power (dBm)	Gain (dB)	EIRP (dBm)	EIRP (mW)	Lmit (dBm/10Mhz)
55290	3555	16.18	-5.7	10.48	11.17	23
55990	3625	16.4	-5.7	10.7	11.75	23
56690	3695	16.28	-5.7	10.58	11.43	23

LTE B48 15M QPSK						
Channel	Frequency (MHz)	Conducted Power (dBm)	Gain (dB)	EIRP (dBm)	EIRP (mW)	Lmit (dBm/10Mhz)
55315	3557.5	18.26	-5.7	12.56	18.03	23
55990	3625	18.47	-5.7	12.77	18.92	23
56665	3692.5	18.42	-5.7	12.72	18.71	23

LTE B48 15M 16QAM						
Channel	Frequency (MHz)	Conducted Power (dBm)	Gain (dB)	EIRP (dBm)	EIRP (mW)	Lmit (dBm/10Mhz)
55315	3557.5	17.31	-5.7	11.61	14.49	23
55990	3625	17.42	-5.7	11.72	14.86	23
56665	3692.5	17.44	-5.7	11.74	14.93	23

LTE B48 15M 64QAM						
Channel	Frequency (MHz)	Conducted Power (dBm)	Gain (dB)	EIRP (dBm)	EIRP (mW)	Lmit (dBm/10Mhz)
55315	3557.5	16.29	-5.7	10.59	11.46	23
55990	3625	16.42	-5.7	10.72	11.8	23
56665	3692.5	16.38	-5.7	10.68	11.69	23



LTE B48 20M QPSK						
Channel	Frequency (MHz)	Conducted Power (dBm)	Gain (dB)	EIRP (dBm)	EIRP (mW)	Lmit (dBm/10Mhz)
55340	3560	18.33	-5.7	12.63	18.32	23
55990	3625	18.51	-5.7	12.81	19.1	23
56640	3690	18.47	-5.7	12.77	18.92	23

LTE B48 20M 16QAM						
Channel	Frequency (MHz)	Conducted Power (dBm)	Gain (dB)	EIRP (dBm)	EIRP (mW)	Lmit (dBm/10Mhz)
55340	3560	17.33	-5.7	11.63	14.55	23
55990	3625	17.42	-5.7	11.72	14.86	23
56640	3690	17.48	-5.7	11.78	15.07	23

LTE B48 20M 64QAM						
Channel	Frequency (MHz)	Conducted Power (dBm)	Gain (dB)	EIRP (dBm)	EIRP (mW)	Lmit (dBm/10Mhz)
55340	3560	16.32	-5.7	10.62	11.53	23
55990	3625	16.37	-5.7	10.67	11.67	23
56640	3690	16.43	-5.7	10.73	11.83	23



ANT 5(UP):

LTE B42 5M QPSK Part96						
Channel	Frequency (MHz)	Conducted Power (dBm)	Gain (dB)	EIRP (dBm)	EIRP (mW)	Lmit (W)
43115	3552.5	22.34	1.5	23.84	242.1	1
43340	3575	22.4	1.5	23.9	245.47	1
43565	3579.5	22.41	1.5	23.91	246.04	1

LTE B42 5M 16QAM Part96						
Channel	Frequency (MHz)	Conducted Power (dBm)	Gain (dB)	EIRP (dBm)	EIRP (mW)	Lmit (W)
43115	3552.5	21.37	1.5	22.87	193.64	1
43340	3575	21.43	1.5	22.93	196.34	1
43565	3579.5	21.53	1.5	23.03	200.91	1

LTE B42 5M 64QAM Part96						
Channel	Frequency (MHz)	Conducted Power (dBm)	Gain (dB)	EIRP (dBm)	EIRP (mW)	Lmit (W)
43115	3552.5	20.16	1.5	21.66	146.55	1
43340	3575	20.26	1.5	21.76	149.97	1
43565	3579.5	20.35	1.5	21.85	153.11	1

LTE B42 10M QPSK Part96						
Channel	Frequency (MHz)	Conducted Power (dBm)	Gain (dB)	EIRP (dBm)	EIRP (mW)	Lmit (W)
43140	3555	22.35	1.5	23.85	242.66	1
43340	3575	22.31	1.5	23.81	240.44	1
43540	3595	22.4	1.5	23.9	245.47	1

LTE B42 10M 16QAM Part96						
Channel	Frequency (MHz)	Conducted Power (dBm)	Gain (dB)	EIRP (dBm)	EIRP (mW)	Lmit (W)
43140	3555	21.35	1.5	22.85	192.75	1
43340	3575	21.53	1.5	23.03	200.91	1
43540	3595	21.58	1.5	23.08	203.24	1



LTE B42 10M 64QAM Part96						
Channel	Frequency (MHz)	Conducted Power (dBm)	Gain (dB)	EIRP (dBm)	EIRP (mW)	Lmit (W)
43140	3555	20.28	1.5	21.78	150.66	1
43340	3575	20.23	1.5	21.73	148.94	1
43540	3595	20.43	1.5	21.93	155.96	1

LTE B42 15M QPSK Part96						
Channel	Frequency (MHz)	Conducted Power (dBm)	Gain (dB)	EIRP (dBm)	EIRP (mW)	Lmit (W)
43165	3557.5	22.28	1.5	23.78	238.78	1
43340	3575	22.35	1.5	23.85	242.66	1
43515	3592.5	22.42	1.5	23.92	246.6	1

LTE B42 15M 16QAM Part96						
Channel	Frequency (MHz)	Conducted Power (dBm)	Gain (dB)	EIRP (dBm)	EIRP (mW)	Lmit (W)
43165	3557.5	21.46	1.5	22.96	197.7	1
43340	3575	21.46	1.5	22.96	197.7	1
43515	3592.5	21.46	1.5	22.96	197.7	1

LTE B42 15M 64QAM Part96						
Channel	Frequency (MHz)	Conducted Power (dBm)	Gain (dB)	EIRP (dBm)	EIRP (mW)	Lmit (W)
43165	3557.5	20.25	1.5	21.75	149.62	1
43340	3575	20.28	1.5	21.78	150.66	1
43515	3592.5	20.44	1.5	21.94	156.31	1

LTE B42 20M QPSK Part96						
Channel	Frequency (MHz)	Conducted Power (dBm)	Gain (dB)	EIRP (dBm)	EIRP (mW)	Lmit (W)
43190	3560	22.39	1.5	23.89	244.91	1
43340	3575	22.44	1.5	23.94	247.74	1
43490	3590	22.55	1.5	24.05	254.1	1



LTE B42 20M 16QAM Part96						
Channel	Frequency (MHz)	Conducted Power (dBm)	Gain (dB)	EIRP (dBm)	EIRP (mW)	Lmit (W)
43190	3560	21.48	1.5	22.98	198.61	1
43340	3575	21.54	1.5	23.04	201.37	1
43490	3590	21.6	1.5	23.1	204.17	1

LTE B42 20M 64QAM Part96						
Channel	Frequency (MHz)	Conducted Power (dBm)	Gain (dB)	EIRP (dBm)	EIRP (mW)	Lmit (W)
43190	3560	20.31	1.5	21.81	151.71	1
43340	3575	20.31	1.5	21.81	151.71	1
43490	3590	20.46	1.5	21.96	157.04	1



LTE B48 5M QPSK						
Channel	Frequency (MHz)	Conducted Power (dBm)	Gain (dB)	EIRP (dBm)	EIRP (mW)	Lmit (dBm/10Mhz)
55265	3552.5	22.34	1.2	23.54	225.94	23
55990	3625	22.41	1.2	23.61	229.61	23
56715	3697.5	22.3	1.2	23.5	223.87	23

LTE B48 5M 16QAM						
Channel	Frequency (MHz)	Conducted Power (dBm)	Gain (dB)	EIRP (dBm)	EIRP (mW)	Lmit (dBm/10Mhz)
55265	3552.5	21.36	1.2	22.56	180.3	23
55990	3625	21.29	1.2	22.49	177.42	23
56715	3697.5	21.32	1.2	22.52	178.65	23

LTE B48 5M 64QAM						
Channel	Frequency (MHz)	Conducted Power (dBm)	Gain (dB)	EIRP (dBm)	EIRP (mW)	Lmit (dBm/10Mhz)
55265	3552.5	20.32	1.2	21.52	141.91	23
55990	3625	20.49	1.2	21.69	147.57	23
56715	3697.5	20.26	1.2	21.46	139.96	23

LTE B48 10M QPSK						
Channel	Frequency (MHz)	Conducted Power (dBm)	Gain (dB)	EIRP (dBm)	EIRP (mW)	Lmit (dBm/10Mhz)
55290	3555	22.42	1.2	23.62	230.14	23
55990	3625	22.43	1.2	23.63	230.67	23
56690	3695	22.39	1.2	23.59	228.56	23



LTE B48 10M 16QAM						
Channel	Frequency (MHz)	Conducted Power (dBm)	Gain (dB)	EIRP (dBm)	EIRP (mW)	Lmit (dBm/10Mhz)
55290	3555	21.32	1.2	22.52	178.65	23
55990	3625	21.55	1.2	22.75	188.36	23
56690	3695	21.38	1.2	22.58	181.13	23

LTE B48 10M 64QAM						
Channel	Frequency (MHz)	Conducted Power (dBm)	Gain (dB)	EIRP (dBm)	EIRP (mW)	Lmit (dBm/10Mhz)
55290	3555	20.39	1.2	21.59	144.21	23
55990	3625	20.37	1.2	21.57	143.55	23
56690	3695	20.32	1.2	21.52	141.91	23

LTE B48 15M QPSK						
Channel	Frequency (MHz)	Conducted Power (dBm)	Gain (dB)	EIRP (dBm)	EIRP (mW)	Lmit (dBm/10Mhz)
55315	3557.5	22.45	1.2	23.65	231.74	23
55990	3625	22.4	1.2	23.6	229.09	23
56665	3692.5	22.36	1.2	23.56	226.99	23

LTE B48 15M 16QAM						
Channel	Frequency (MHz)	Conducted Power (dBm)	Gain (dB)	EIRP (dBm)	EIRP (mW)	Lmit (dBm/10Mhz)
55315	3557.5	21.34	1.2	22.54	179.47	23
55990	3625	21.52	1.2	22.72	187.07	23
56665	3692.5	21.36	1.2	22.56	180.3	23



LTE B48 15M 64QAM						
Channel	Frequency (MHz)	Conducted Power (dBm)	Gain (dB)	EIRP (dBm)	EIRP (mW)	Lmit (dBm/10Mhz)
55315	3557.5	20.37	1.2	21.57	143.55	23
55990	3625	20.37	1.2	21.57	143.55	23
56665	3692.5	20.23	1.2	21.43	139	23

LTE B48 20M QPSK						
Channel	Frequency (MHz)	Conducted Power (dBm)	Gain (dB)	EIRP (dBm)	EIRP (mW)	Lmit (dBm/10Mhz)
55340	3560	22.49	1.2	23.69	233.88	23
55990	3625	22.39	1.2	23.59	228.56	23
56640	3690	22.41	1.2	23.61	229.61	23

LTE B48 20M 16QAM						
Channel	Frequency (MHz)	Conducted Power (dBm)	Gain (dB)	EIRP (dBm)	EIRP (mW)	Lmit (dBm/10Mhz)
55340	3560	21.43	1.2	22.63	183.23	23
55990	3625	21.29	1.2	22.49	177.42	23
56640	3690	21.39	1.2	22.59	181.55	23

LTE B48 20M 64QAM						
Channel	Frequency (MHz)	Conducted Power (dBm)	Gain (dB)	EIRP (dBm)	EIRP (mW)	Lmit (dBm/10Mhz)
55340	3560	20.4	1.2	21.6	144.54	23
55990	3625	20.46	1.2	21.66	146.55	23
56640	3690	20.33	1.2	21.53	142.23	23



ANT 7(UP):

LTE B42 5M QPSK Part96						
Channel	Frequency (MHz)	Conducted Power (dBm)	Gain (dB)	EIRP (dBm)	EIRP (mW)	Lmit (W)
43115	3552.5	20.99	-0.1	20.89	122.74	1
43340	3575	20.95	-0.1	20.85	121.62	1
43565	3579.5	20.81	-0.1	20.71	117.76	1

LTE B42 5M 16QAM Part96						
Channel	Frequency (MHz)	Conducted Power (dBm)	Gain (dB)	EIRP (dBm)	EIRP (mW)	Lmit (W)
43115	3552.5	20.09	-0.1	19.99	99.77	1
43340	3575	19.95	-0.1	19.85	96.61	1
43565	3579.5	19.87	-0.1	19.77	94.84	1

LTE B42 5M 64QAM Part96						
Channel	Frequency (MHz)	Conducted Power (dBm)	Gain (dB)	EIRP (dBm)	EIRP (mW)	Lmit (W)
43115	3552.5	18.92	-0.1	18.82	76.21	1
43340	3575	18.88	-0.1	18.78	75.51	1
43565	3579.5	18.7	-0.1	18.6	72.44	1

LTE B42 10M QPSK Part96						
Channel	Frequency (MHz)	Conducted Power (dBm)	Gain (dB)	EIRP (dBm)	EIRP (mW)	Lmit (W)
43140	3555	20.97	-0.1	20.87	122.18	1
43340	3575	20.93	-0.1	20.83	121.06	1
43540	3595	20.85	-0.1	20.75	118.85	1

LTE B42 10M 16QAM Part96						
Channel	Frequency (MHz)	Conducted Power (dBm)	Gain (dB)	EIRP (dBm)	EIRP (mW)	Lmit (W)
43140	3555	20.14	-0.1	20.04	100.93	1
43340	3575	19.96	-0.1	19.86	96.83	1
43540	3595	19.88	-0.1	19.78	95.06	1



LTE B42 10M 64QAM Part96						
Channel	Frequency (MHz)	Conducted Power (dBm)	Gain (dB)	EIRP (dBm)	EIRP (mW)	Lmit (W)
43140	3555	18.92	-0.1	18.82	76.21	1
43340	3575	18.94	-0.1	18.84	76.56	1
43540	3595	18.73	-0.1	18.63	72.95	1

LTE B42 15M QPSK Part96						
Channel	Frequency (MHz)	Conducted Power (dBm)	Gain (dB)	EIRP (dBm)	EIRP (mW)	Lmit (W)
43165	3557.5	21.1	-0.1	21	125.89	1
43340	3575	21.01	-0.1	20.91	123.31	1
43515	3592.5	20.87	-0.1	20.77	119.4	1

LTE B42 15M 16QAM Part96						
Channel	Frequency (MHz)	Conducted Power (dBm)	Gain (dB)	EIRP (dBm)	EIRP (mW)	Lmit (W)
43165	3557.5	20.04	-0.1	19.94	98.63	1
43340	3575	19.96	-0.1	19.86	96.83	1
43515	3592.5	19.88	-0.1	19.78	95.06	1

LTE B42 15M 64QAM Part96						
Channel	Frequency (MHz)	Conducted Power (dBm)	Gain (dB)	EIRP (dBm)	EIRP (mW)	Lmit (W)
43165	3557.5	18.92	-0.1	18.82	76.21	1
43340	3575	19	-0.1	18.9	77.62	1
43515	3592.5	18.74	-0.1	18.64	73.11	1

LTE B42 20M QPSK Part96						
Channel	Frequency (MHz)	Conducted Power (dBm)	Gain (dB)	EIRP (dBm)	EIRP (mW)	Lmit (W)
43190	3560	21.11	-0.1	21.01	126.18	1
43340	3575	21.02	-0.1	20.92	123.59	1
43490	3590	20.89	-0.1	20.79	119.95	1



LTE B42 20M 16QAM Part96						
Channel	Frequency (MHz)	Conducted Power (dBm)	Gain (dB)	EIRP (dBm)	EIRP (mW)	Lmit (W)
43190	3560	20.16	-0.1	20.06	101.39	1
43340	3575	20.06	-0.1	19.96	99.08	1
43490	3590	19.91	-0.1	19.81	95.72	1

LTE B42 20M 64QAM Part96						
Channel	Frequency (MHz)	Conducted Power (dBm)	Gain (dB)	EIRP (dBm)	EIRP (mW)	Lmit (W)
43190	3560	18.96	-0.1	18.86	76.91	1
43340	3575	19.02	-0.1	18.92	77.98	1
43490	3590	18.77	-0.1	18.67	73.62	1



LTE B48 5M QPSK						
Channel	Frequency (MHz)	Conducted Power (dBm)	Gain (dB)	EIRP (dBm)	EIRP (mW)	Lmit (dBm/10Mhz)
55265	3552.5	20.85	-0.1	20.75	118.85	23
55990	3625	20.81	-0.1	20.71	117.76	23
56715	3697.5	20.86	-0.1	20.76	119.12	23

LTE B48 5M 16QAM						
Channel	Frequency (MHz)	Conducted Power (dBm)	Gain (dB)	EIRP (dBm)	EIRP (mW)	Lmit (dBm/10Mhz)
55265	3552.5	19.96	-0.1	19.86	96.83	23
55990	3625	19.82	-0.1	19.72	93.76	23
56715	3697.5	19.81	-0.1	19.71	93.54	23

LTE B48 5M 64QAM						
Channel	Frequency (MHz)	Conducted Power (dBm)	Gain (dB)	EIRP (dBm)	EIRP (mW)	Lmit (dBm/10Mhz)
55265	3552.5	18.91	-0.1	18.81	76.03	23
55990	3625	18.87	-0.1	18.77	75.34	23
56715	3697.5	18.77	-0.1	18.67	73.62	23

LTE B48 10M QPSK						
Channel	Frequency (MHz)	Conducted Power (dBm)	Gain (dB)	EIRP (dBm)	EIRP (mW)	Lmit (dBm/10Mhz)
55290	3555	20.93	-0.1	20.83	121.06	23
55990	3625	20.82	-0.1	20.72	118.03	23
56690	3695	20.79	-0.1	20.69	117.22	23



LTE B48 10M 16QAM						
Channel	Frequency (MHz)	Conducted Power (dBm)	Gain (dB)	EIRP (dBm)	EIRP (mW)	Lmit (dBm/10Mhz)
55290	3555	20.04	-0.1	19.94	98.63	23
55990	3625	19.8	-0.1	19.7	93.33	23
56690	3695	19.89	-0.1	19.79	95.28	23

LTE B48 10M 64QAM						
Channel	Frequency (MHz)	Conducted Power (dBm)	Gain (dB)	EIRP (dBm)	EIRP (mW)	Lmit (dBm/10Mhz)
55290	3555	18.88	-0.1	18.78	75.51	23
55990	3625	18.71	-0.1	18.61	72.61	23
56690	3695	18.79	-0.1	18.69	73.96	23

LTE B48 15M QPSK						
Channel	Frequency (MHz)	Conducted Power (dBm)	Gain (dB)	EIRP (dBm)	EIRP (mW)	Lmit (dBm/10Mhz)
55315	3557.5	20.86	-0.1	20.76	119.12	23
55990	3625	20.83	-0.1	20.73	118.3	23
56665	3692.5	20.81	-0.1	20.71	117.76	23

LTE B48 15M 16QAM						
Channel	Frequency (MHz)	Conducted Power (dBm)	Gain (dB)	EIRP (dBm)	EIRP (mW)	Lmit (dBm/10Mhz)
55315	3557.5	20.01	-0.1	19.91	97.95	23
55990	3625	19.82	-0.1	19.72	93.76	23
56665	3692.5	19.87	-0.1	19.77	94.84	23



LTE B48 15M 64QAM						
Channel	Frequency (MHz)	Conducted Power (dBm)	Gain (dB)	EIRP (dBm)	EIRP (mW)	Lmit (dBm/10Mhz)
55315	3557.5	18.88	-0.1	18.78	75.51	23
55990	3625	18.71	-0.1	18.61	72.61	23
56665	3692.5	18.78	-0.1	18.68	73.79	23

LTE B48 20M QPSK						
Channel	Frequency (MHz)	Conducted Power (dBm)	Gain (dB)	EIRP (dBm)	EIRP (mW)	Lmit (dBm/10Mhz)
55340	3560	20.99	-0.1	20.89	122.74	23
55990	3625	20.79	-0.1	20.69	117.22	23
56640	3690	20.88	-0.1	20.78	119.67	23

LTE B48 20M 16QAM						
Channel	Frequency (MHz)	Conducted Power (dBm)	Gain (dB)	EIRP (dBm)	EIRP (mW)	Lmit (dBm/10Mhz)
55340	3560	20.08	-0.1	19.98	99.54	23
55990	3625	19.77	-0.1	19.67	92.68	23
56640	3690	19.94	-0.1	19.84	96.38	23

LTE B48 20M 64QAM						
Channel	Frequency (MHz)	Conducted Power (dBm)	Gain (dB)	EIRP (dBm)	EIRP (mW)	Lmit (dBm/10Mhz)
55340	3560	18.92	-0.1	18.82	76.21	23
55990	3625	18.74	-0.1	18.64	73.11	23
56640	3690	18.83	-0.1	18.73	74.64	23

REMARKS: ERP Output Power (dBm) = EIRP (dBm) -2.15(dB).

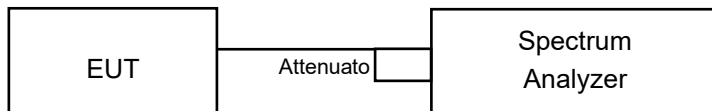


3.2 CONDUCTED BAND EDGE

3.2.1 LIMITS OF CONDUCTED BAND EDGE MEASUREMENT

The conducted power of any End User Device emission outside the fundamental emission (whether in or outside of the authorized band) shall not exceed -13 dBm/MHz within 0 to B megahertz (where B is the bandwidth in megahertz of the assigned channel or multiple contiguous channels of the End User Device) above the upper CBSD-assigned channel edge and within 0 to B megahertz below the lower CBSD-assigned channel edge. At all frequencies greater than B megahertz above the upper CBSD assigned channel edge and less than B megahertz below the lower CBSD-assigned channel edge, the conducted power of any End User Device emission shall not exceed -25 dBm/MHz. Notwithstanding the emission limits in this paragraph, the Adjacent Channel Leakage Ratio for End User Devices shall be at least 30 dB.

3.2.2 TEST SETUP



3.2.3 TEST INSTRUMENTS

Refer to section 1.2 to get information of above instrument.

3.2.4 TEST PROCEDURE

For the Conducted Band Edge:

- a. Connect the transmitter to the spectrum analyzer via coaxial cable while ensuring proper impedance matching.
- b. Tune the analyzer to the nominal center frequency of the emission bandwidth (EBW).
- c. Set the resolution bandwidth (RBW) $\geq 1\%$ EBW in the 1MHz band immediately outside and adjacent to the band edge.
- d. Beyond the 1MHz band from the band edge, RBW=1MHz was used.
- e. Set the video bandwidth (VBW) to $\geq 3 \times$ RBW.
- f. Select the average power (RMS) display detector.
- g. Set the number of measurement points to ≥ 1001 .
- h. Use auto-coupled sweep time.
- i. Perform the measurement over an interval of time when the transmission is continuous and at its maximum power level.
- j. The RF fundamental frequency should be excluded against the limit line in the operating frequency band and use RBW is 10KHz or 100KHz.
- k. Record the max trace plot into the test report.

For Adjacent Channel Leakage Ratio (ACLR) measurement:

1. The Adjacent Channel Leakage Ratio (ACLR) is the ratio of the average power in the assigned aggregated channel bandwidth to the average power over the equivalent adjacent channel bandwidth.
2. The option ACLR of spectrum analyzer is used and measures the ACLR ratio by setting equivalent channel bandwidth.
3. The measured ACLR ratio shall be at least 30 dB.

3.2.5 DEVIATION FROM TEST STANDARD

No deviation.



Test Report No.: W7L-240618W001RF11

3.2.6 TEST RESULTS

Please Refer to Appendix Of this test report.



3.3 FREQUENCY STABILITY MEASUREMENT

3.3.1 LIMITS OF FREQUENCY STABILITY MEASUREMENT

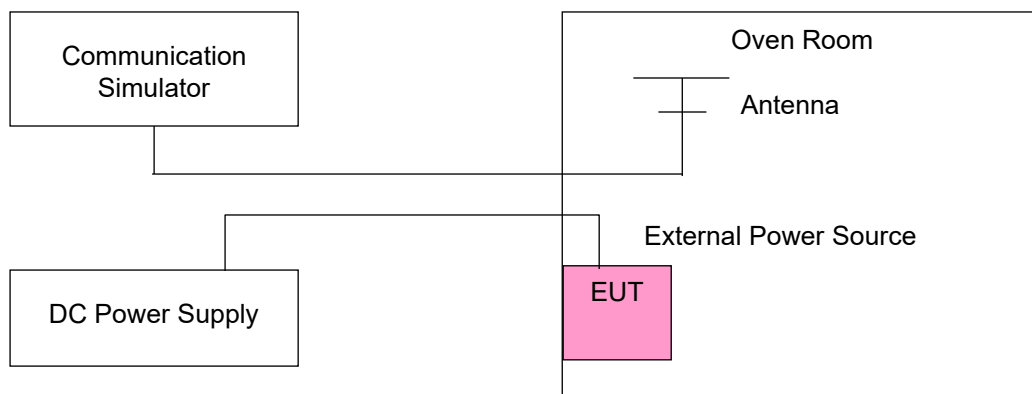
The frequency stability shall be sufficient to ensure that the fundamental emission stays within the authorized frequency band.

3.3.2 TEST PROCEDURE

- Device is placed at the oven room. The oven room could control the temperatures and humidity. Power warms up is at least 15 min and power applied should perform before recording frequency error.
- EUT is connected the external power supply to control the DC input power. The test voltage range is from minimum to maximum working voltage. Each step shall be record the frequency error rate.
- The temperature range step is 10 degrees in this test items. All temperature levels shall be hold the $\pm 0.5^{\circ}\text{C}$ during the measurement testing. The each temperature step shall be at least 0.5 hours, consider the EUT could be test under the stability condition.

NOTE: The frequency error was recorded frequency error from the communication simulator.

3.3.3 TEST SETUP





**BUREAU
VERITAS**

Test Report No.: W7L-240618W001RF11

3.3.4 TEST RESULTS

Please Refer to Appendix Of this test report.

Note: VL = Low voltage(3.7V); VN/NV = Normal voltage(3.91V); VH = High voltage(4.3V);
NT = Normal temperature (25°C)

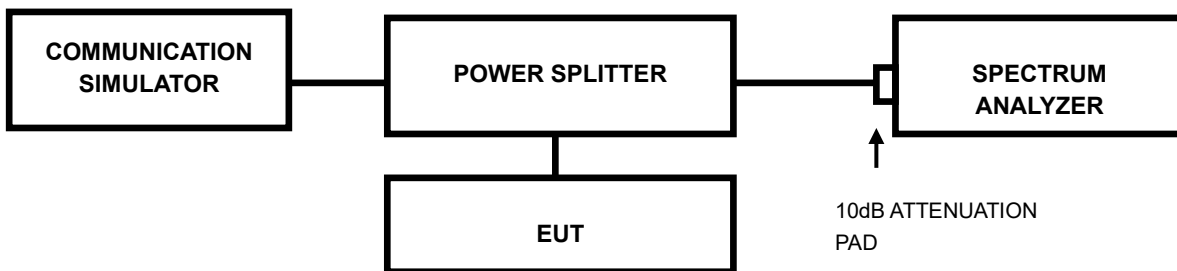


3.4 OCCUPIED BANDWIDTH MEASUREMENT

3.4.1 OCCUPIED BANDWIDTH MEASUREMENT

The width of a frequency band such that, below the lower and above the upper frequency limits, the mean powers emitted are each equal to a specified percentage 0.5 % of the total mean power of a given emission.

3.4.2 TEST SETUP



3.4.3 TEST INSTRUMENTS

Refer to section 1.2 to get information of above instrument.

3.4.4 TEST PROCEDURE

- The conducted occupied bandwidth used the power splitter via EUT RF power connector between simulation base station and spectrum analyzer.
- Use OBW measurement function of Spectrum analyzer to measure 99 % occupied bandwidth.

3.4.5 DEVIATION FROM TEST STANDARD

No deviation.



Test Report No.: W7L-240618W001RF11

3.4.6 TEST RESULT

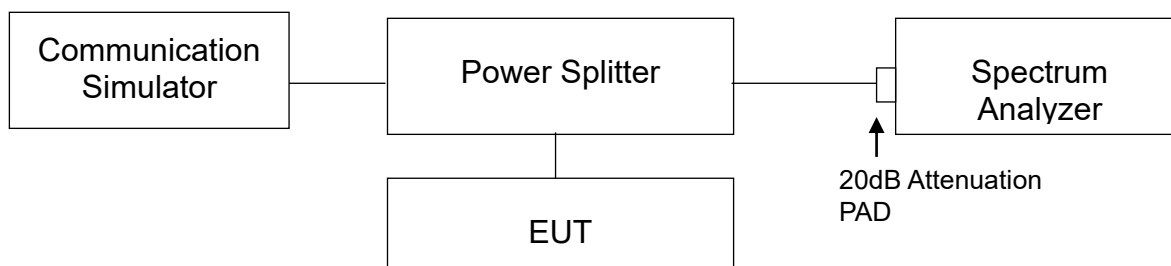
Please Refer to Appendix Of this test report.

3.5 CONDUCTED SPURIOUS EMISSIONS

3.5.1 LIMITS OF CONDUCTED SPURIOUS EMISSIONS MEASUREMENT

The power of any emissions below 3530 MHz or above 3720 MHz shall not exceed -40dBm/MHz.

3.5.2 TEST SETUP



3.5.3 TEST PROCEDURE

- a. The EUT makes a phone call to the communication simulator. All measurements were done at low, middle and high operational frequency range.
- b. Measuring frequency range is from 9 kHz to 40 GHz. 20dB attenuation pad is connected with spectrum. RBW=1MHz and VBW=3MHz is used for conducted emission measurement.



Test Report No.: W7L-240618W001RF11

3.5.4 TEST RESULTS

Please Refer to Appendix Of this test report.

3.6 RADIATED EMISSION MEASUREMENT

3.6.1 LIMITS OF RADIATED EMISSION MEASUREMENT

The power of any emissions below 3530 MHz or above 3720 MHz shall not exceed -40dBm/MHz.

3.6.2 TEST PROCEDURES

- a. Substitution method is used for E.I.R.P measurement. In the semi-anechoic chamber, EUT placed on the 0.8m(below or equal 1GHz) and/or 1.5m(above 1GHz) height of Turn Table, rotated the table around 360 degrees to search the maximum radiation power and receiver antenna shall be rotated vertical and horizontal polarization and moved height from 1m to 4m to find the maximum polar radiated power. The "Read Value" is the spectrum reading the maximum power value.
- b. The substitution antenna is substituted for EUT at the same position and signals generator export the CW signal to the substitution antenna via a tx cable. Rotated the Turn Table and moved receiving antenna to find the maximum radiation power. Adjust output power level of S.G to get a Value of spectrum reading equal to "Read Value " of step a. Record the power level of S.G
- c. EIRP = Output power level of S.G – TX cable loss + Antenna gain of substitution horn.
- d. E.R.P power can be calculated form E.I.R.P power by subtracting the gain of dipole,
E.R.P power = E.I.R.P power - 2.15dBi.

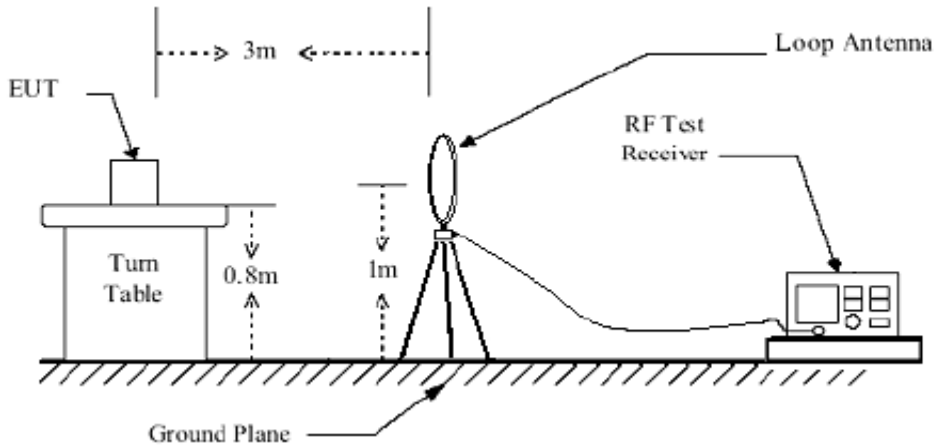
Note: The resolution bandwidth of spectrum analyzer is 1 MHz and the video bandwidth is 3 MHz.

3.6.3 DEVIATION FROM TEST STANDARD

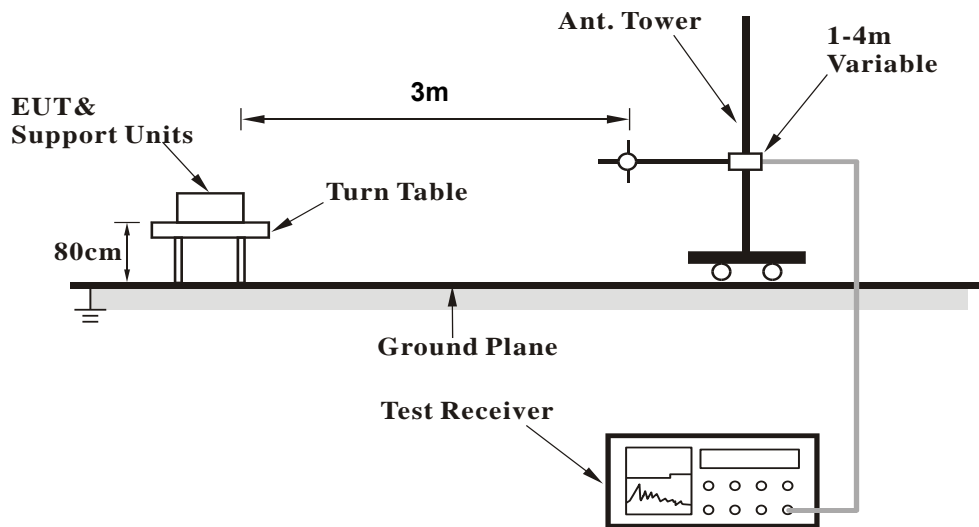
No deviation.

3.6.4 TEST SET UP

< Frequency Range below 30MHz >

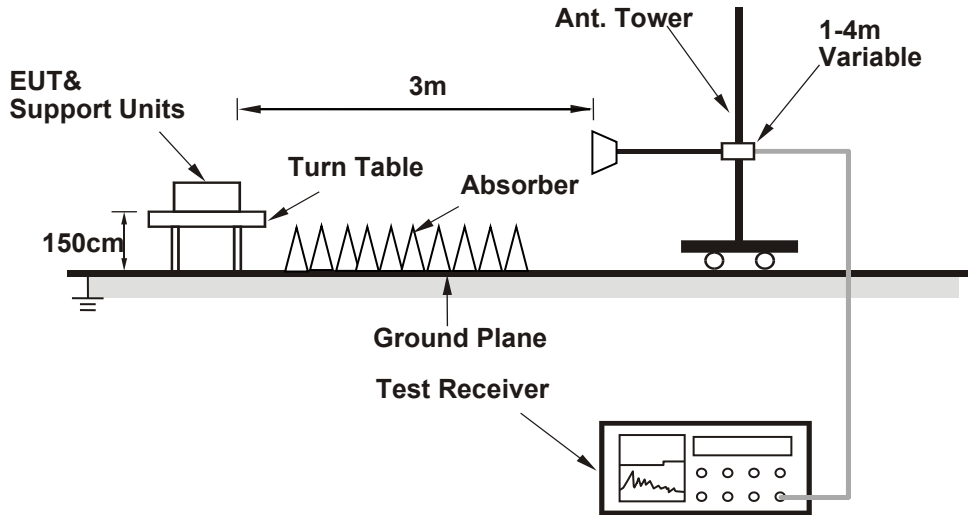


<Frequency Range below 1GHz>





<Frequency Range above 1GHz>



For the actual test configuration, please refer to the attached file (Test Setup Photo).



3.6.5 TEST RESULTS

NOTE : The 9K~30MHz amplitude of spurious emissions attenuated more than 20 dB below the permissible value is not required in the report.

BELOW 1GHz WORST-CASE DATA

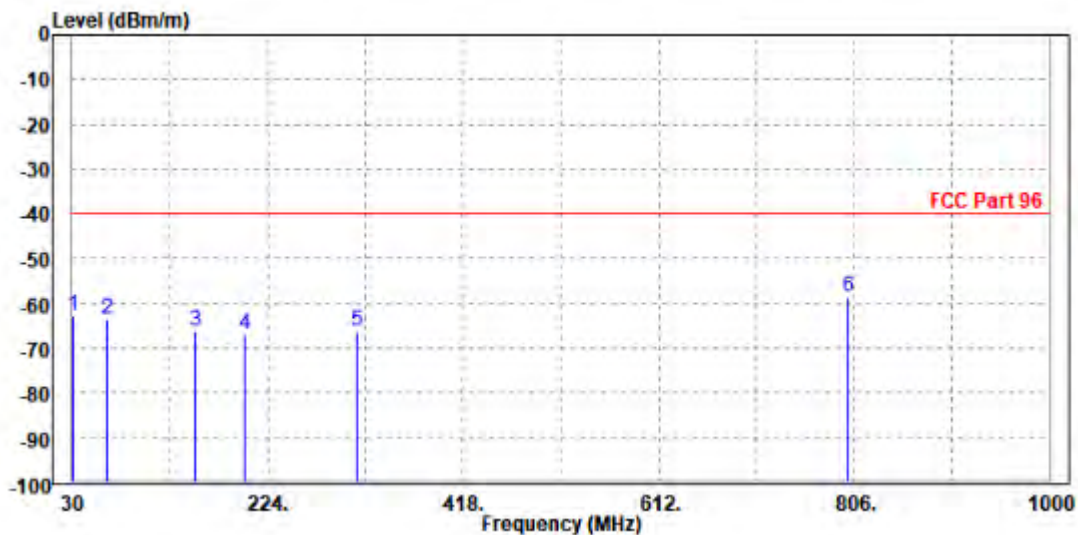
30 MHz – 1GHz data:

LTE Band 48(Ant7) (UP):

CHANNEL BANDWIDTH: 10MHz / QPSK

MODE	TX channel 55990	FREQUENCY RANGE	Below 1000MHz
ENVIRONMENTAL CONDITIONS	23deg. C, 70%RH	INPUT POWER	AC 120V/60HZ
TESTED BY	Jace Hu		
ANTENNA POLARITY & TEST DISTANCE: HORIZONTAL AT 3 M			

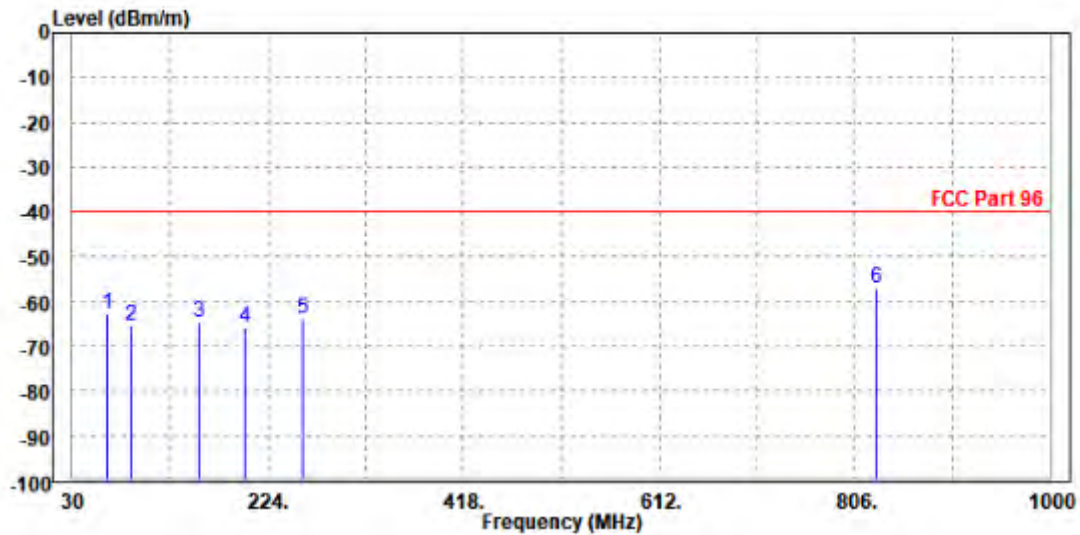
	Freq	Level	Read Level	Limit Line	Over Limit	Factor	Remark	Pol/Phase
	MHz	dBm/m	dBm	dBm/m	dB	dB/m		
1	30.970	-62.90	-60.39	-40.00	-22.90	-2.51	Peak	Horizontal
2	64.920	-63.42	-51.08	-40.00	-23.42	-12.34	Peak	Horizontal
3	152.220	-66.28	-51.75	-40.00	-26.28	-14.53	Peak	Horizontal
4	201.690	-67.08	-51.86	-40.00	-27.08	-15.22	Peak	Horizontal
5	312.270	-66.08	-57.51	-40.00	-26.08	-8.57	Peak	Horizontal
6 PP	800.180	-58.57	-63.80	-40.00	-18.57	5.23	Peak	Horizontal





MODE	TX channel 55990	FREQUENCY RANGE	Below 1000MHz
ENVIRONMENTAL CONDITIONS	23deg. C, 70%RH	INPUT POWER	AC 120V/60HZ
TESTED BY	Jace Hu		
ANTENNA POLARITY & TEST DISTANCE: VERTICAL AT 3 M			

	Freq	Level	Read Level	Limit Line	Over Limit	Factor	Remark	Pol/Phase
	MHz	dBm/m	dBm	dBm/m	dB	dB/m		
1	64.920	-62.83	-43.44	-40.00	-22.83	-19.39	Peak	Vertical
2	88.200	-65.45	-47.78	-40.00	-25.45	-17.67	Peak	Vertical
3	156.100	-64.54	-53.02	-40.00	-24.54	-11.52	Peak	Vertical
4	201.690	-65.66	-56.67	-40.00	-25.66	-8.99	Peak	Vertical
5	258.920	-63.96	-60.28	-40.00	-23.96	-3.68	Peak	Vertical
6 PP	826.370	-56.92	-63.81	-40.00	-16.92	6.89	Peak	Vertical





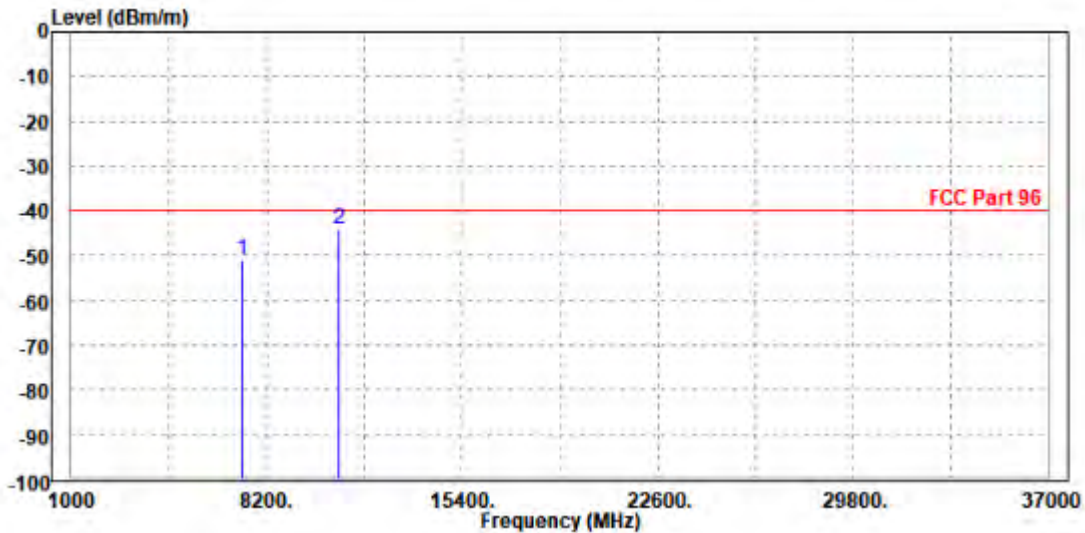
ABOVE 1GHz
LTE BAND 48(Ant7) (UP):

Note: For frequency above 27GHz, the emission was tested 20db below the limit so the data not recorded in the sheet.

CHANNEL BANDWIDTH: 5MHz / QPSK

MODE	TX channel 55990	FREQUENCY RANGE	Above 1000MHz
ENVIRONMENTAL CONDITIONS	23deg. C, 70%RH	INPUT POWER	AC 120V/60Hz
TESTED BY	Jace Hu		
ANTENNA POLARITY & TEST DISTANCE: HORIZONTAL AT 3 M			

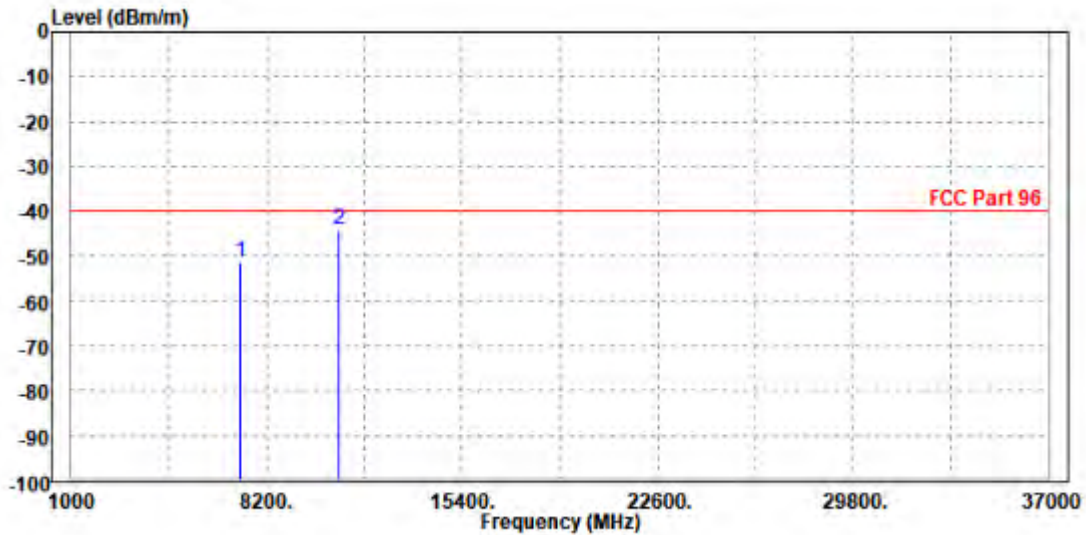
	Freq	Level	Read Level	Limit Line	Over Limit	Factor	Remark	Pol/Phase
	MHz	dBm/m	dBm	dBm/m	dB	dB/m		
1	7264.000	-51.04	-65.11	-40.00	-11.04	14.07	Peak	Horizontal
2	PP10875.000	-43.93	-64.11	-40.00	-3.93	20.18	Peak	Horizontal





MODE	TX channel 55990	FREQUENCY RANGE	Above 1000MHz
ENVIRONMENTAL CONDITIONS	23deg. C, 70%RH	INPUT POWER	AC 120V/60Hz
TESTED BY	Jace Hu		
ANTENNA POLARITY & TEST DISTANCE: VERTICAL AT 3 M			

	Freq	Level	Read Level	Limit Line	Over Limit	Factor	Remark	Pol/Phase
	MHz	dBm/m	dBm	dBm/m	dB	dB/m		
1	7250.000	-51.28	-65.08	-40.00	-11.28	13.80	Peak	Vertical
2	PP10864.000	-43.98	-64.50	-40.00	-3.98	20.52	Peak	Vertical

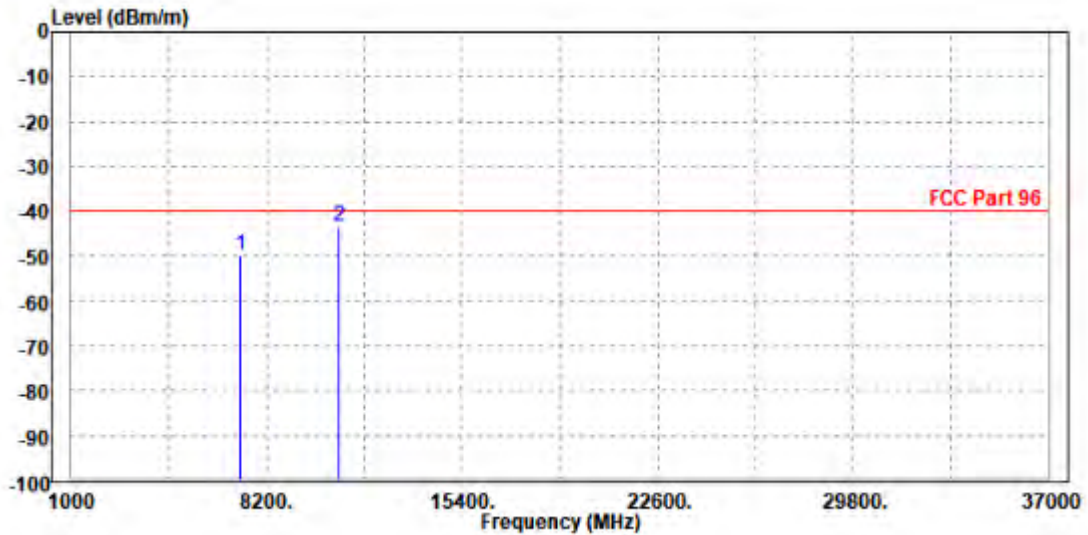




CHANNEL BANDWIDTH: 10MHz / QPSK

MODE	TX channel 55990	FREQUENCY RANGE	Above 1000MHz
ENVIRONMENTAL CONDITIONS	23deg. C, 70%RH	INPUT POWER	AC 120V/60Hz
TESTED BY	Jace Hu		
ANTENNA POLARITY & TEST DISTANCE: HORIZONTAL AT 3 M			

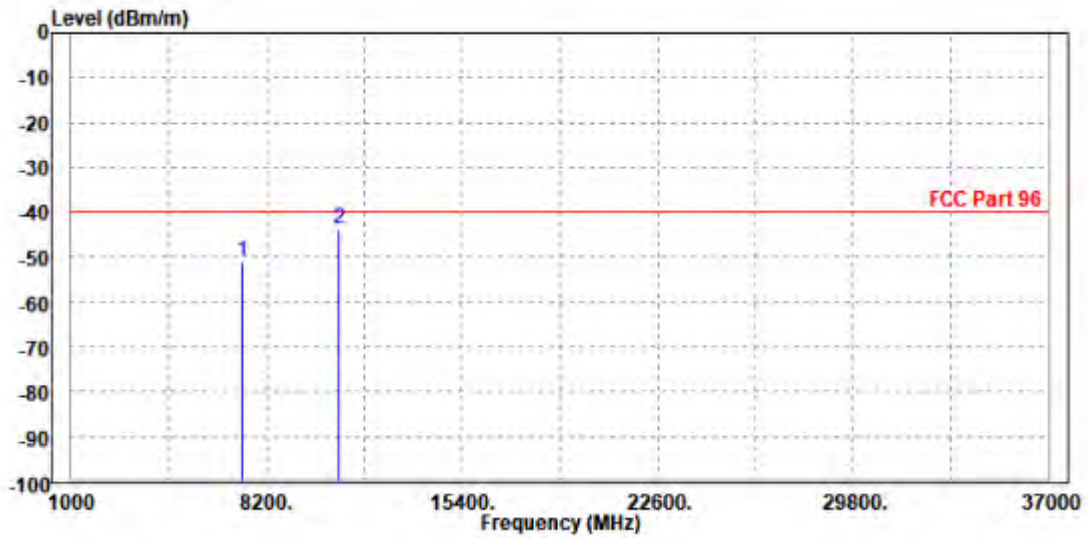
	Freq	Level	Read Level	Limit Line	Over Limit	Factor	Remark	Pol/Phase
	MHz	dBm/m	dBm	dBm/m	dB	dB/m		
1	7250.000	-49.73	-63.79	-40.00	-9.73	14.06	Peak	Horizontal
2	PP10864.000	-43.42	-63.59	-40.00	-3.42	20.17	Peak	Horizontal





MODE	TX channel 55990	FREQUENCY RANGE	Above 1000MHz
ENVIRONMENTAL CONDITIONS	23deg. C, 70%RH	INPUT POWER	AC 120V/60Hz
TESTED BY	Jace Hu		
ANTENNA POLARITY & TEST DISTANCE: VERTICAL AT 3 M			

	Freq	Level	Read Level	Limit Line	Over Limit	Factor	Remark	Pol/Phase
	MHz	dBm/m	dBm	dBm/m	dB	dB/m		
1	7264.000	-51.03	-64.78	-40.00	-11.03	13.75	Peak	Vertical
2	PP10875.000	-43.72	-64.24	-40.00	-3.72	20.52	Peak	Vertical

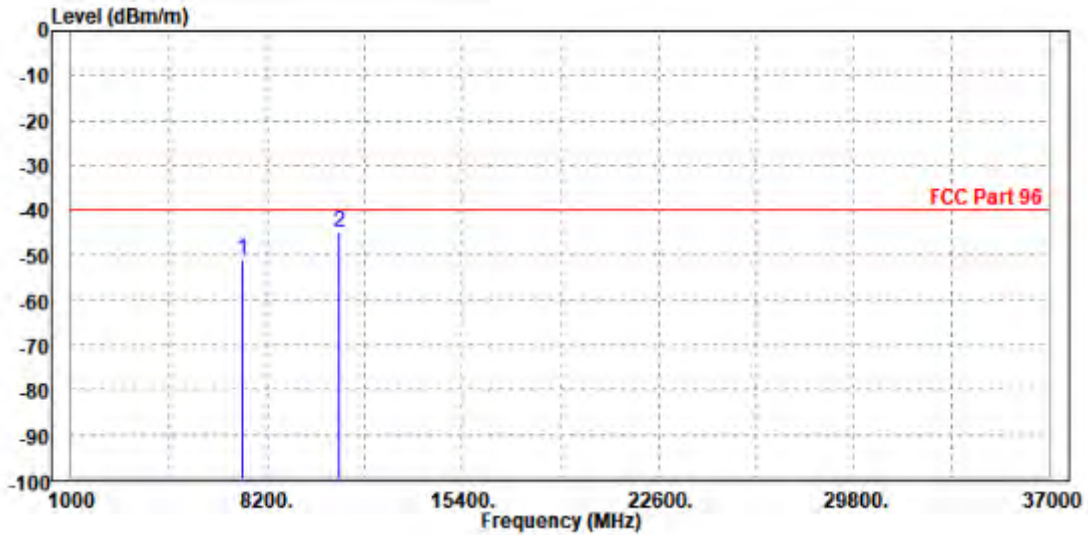




CHANNEL BANDWIDTH: 15MHz / QPSK

MODE	TX channel 55990	FREQUENCY RANGE	Above 1000MHz
ENVIRONMENTAL CONDITIONS	23deg. C, 70%RH	INPUT POWER	AC 120V/60Hz
TESTED BY	Jace Hu		
ANTENNA POLARITY & TEST DISTANCE: HORIZONTAL AT 3 M			

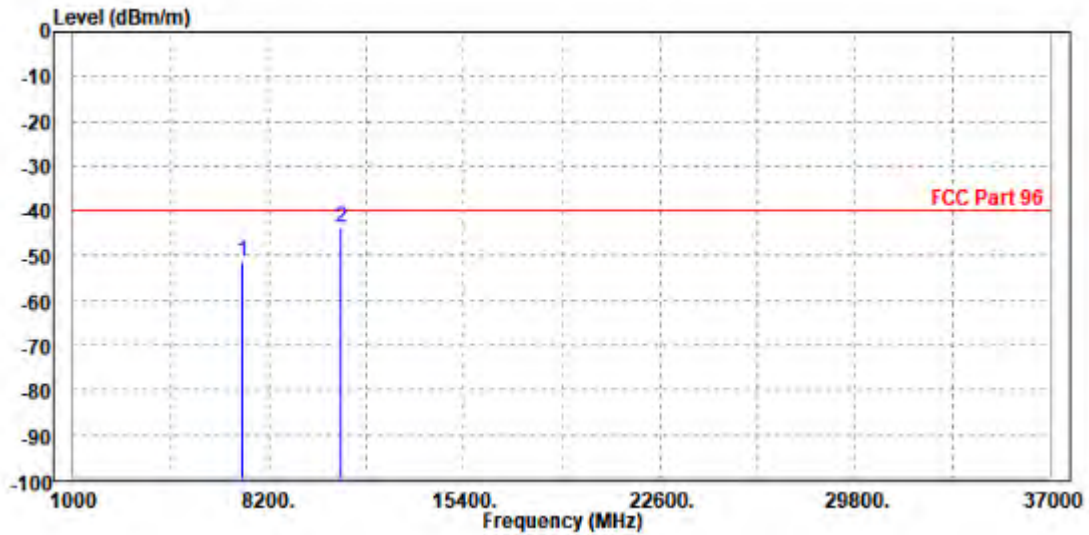
	Freq	Level	Read Level	Limit Line	Over Limit	Factor	Remark	Pol/Phase
	MHz	dBm/m	dBm	dBm/m	dB	dB/m		
1	7264.000	-50.99	-65.06	-40.00	-10.99	14.07	Peak	Horizontal
2	PP10875.000	-44.99	-65.17	-40.00	-4.99	20.18	Peak	Horizontal





MODE	TX channel 55990	FREQUENCY RANGE	Above 1000MHz
ENVIRONMENTAL CONDITIONS	23deg. C, 70%RH	INPUT POWER	AC 120V/60Hz
TESTED BY	Jace Hu		
ANTENNA POLARITY & TEST DISTANCE: VERTICAL AT 3 M			

	Freq	Level	Read Level	Limit Line	Over Limit	Factor	Remark	Pol/Phase
	MHz	dBm/m	dBm	dBm/m	dB	dB/m		
1	7250.000	-51.51	-65.31	-40.00	-11.51	13.80	Peak	Vertical
2	PP10864.000	-43.74	-64.26	-40.00	-3.74	20.52	Peak	Vertical



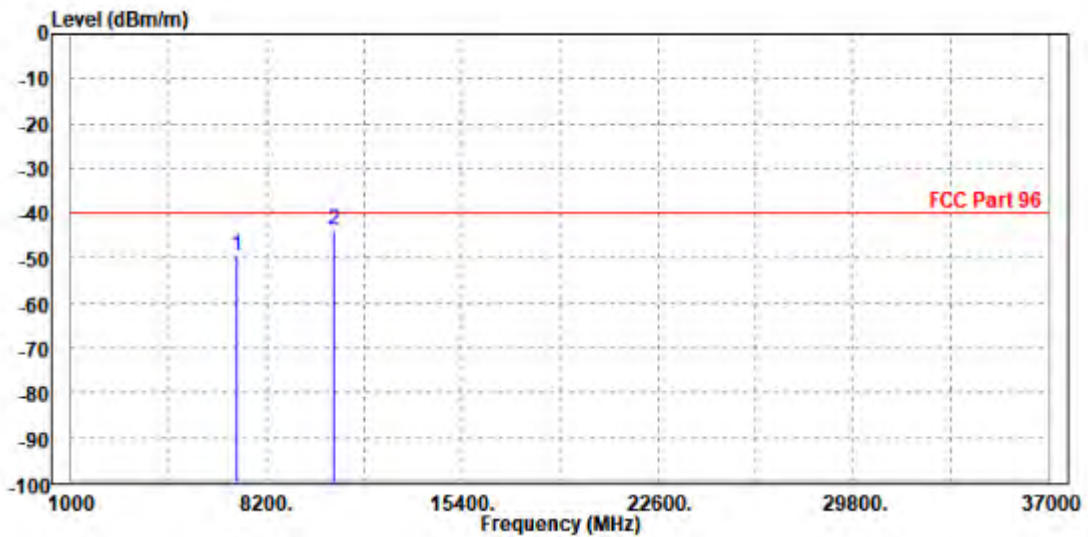


CHANNEL BANDWIDTH: 20MHz / QPSK

CH55340

MODE	TX channel 55340	FREQUENCY RANGE	Above 1000MHz
ENVIRONMENTAL CONDITIONS	23deg. C, 70%RH	INPUT POWER	AC 120V/60Hz
TESTED BY	Jace Hu		
ANTENNA POLARITY & TEST DISTANCE: HORIZONTAL AT 3 M			

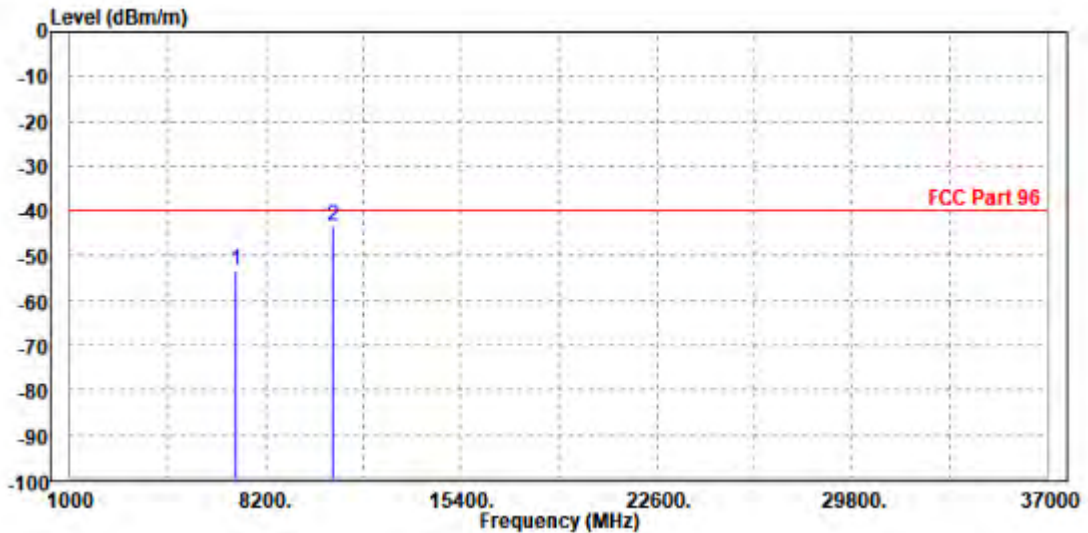
	Freq	Level	Read Level	Limit Line	Over Limit	Factor	Remark	Pol/Phase
	MHz	dBm/m	dBm	dBm/m	dB	dB/m		
1	7120.000	-49.61	-63.52	-40.00	-9.61	13.91	Peak	Horizontal
2	PP10680.000	-43.85	-63.76	-40.00	-3.85	19.91	Peak	Horizontal





MODE	TX channel 55340	FREQUENCY RANGE	Above 1000MHz
ENVIRONMENTAL CONDITIONS	23deg. C, 70%RH	INPUT POWER	AC 120V/60Hz
TESTED BY	Jace Hu		
ANTENNA POLARITY & TEST DISTANCE: VERTICAL AT 3 M			

	Freq	Level	Read Level	Limit Line	Over Limit	Factor	Remark	Pol/Phase
	MHz	dBm/m	dBm	dBm/m	dB	dB/m		
1	7120.000	-53.12	-67.32	-40.00	-13.12	14.20	Peak	Vertical
2	PP10684.000	-43.18	-63.72	-40.00	-3.18	20.54	Peak	Vertical

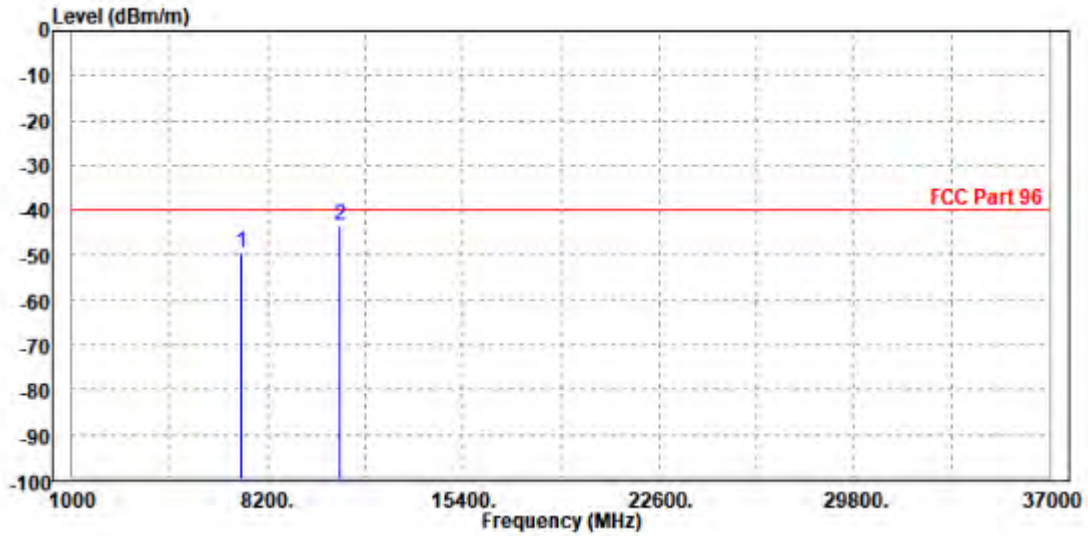




CH55990

MODE	TX channel 55990	FREQUENCY RANGE	Above 1000MHz
ENVIRONMENTAL CONDITIONS	23deg. C, 70%RH	INPUT POWER	AC 120V/60Hz
TESTED BY	Jace Hu		
ANTENNA POLARITY & TEST DISTANCE: HORIZONTAL AT 3 M			

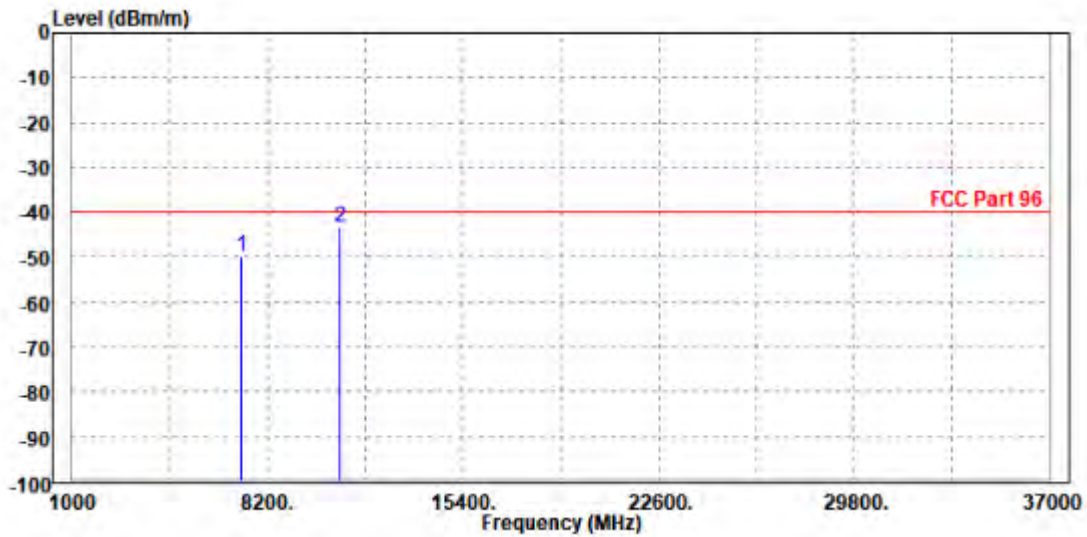
	Freq	Level	Read Level	Limit Line	Over Limit	Factor	Remark	Pol/Phase
	MHz	dBm/m	dBm	dBm/m	dB	dB/m		
1	7250.000	-49.27	-63.33	-40.00	-9.27	14.06	Peak	Horizontal
2	PP10875.000	-43.32	-63.50	-40.00	-3.32	20.18	Peak	Horizontal





MODE	TX channel 55990	FREQUENCY RANGE	Above 1000MHz
ENVIRONMENTAL CONDITIONS	23deg. C, 70%RH	INPUT POWER	AC 120V/60Hz
TESTED BY	Jace Hu		
ANTENNA POLARITY & TEST DISTANCE: VERTICAL AT 3 M			

	Freq	Level	Read Level	Limit Line	Over Limit	Factor	Remark	Pol/Phase
	MHz	dBm/m	dBm	dBm/m	dB	dB/m		
1	7250.000	-49.66	-63.46	-40.00	-9.66	13.80	Peak	Vertical
2	PP10875.000	-43.46	-63.98	-40.00	-3.46	20.52	Peak	Vertical

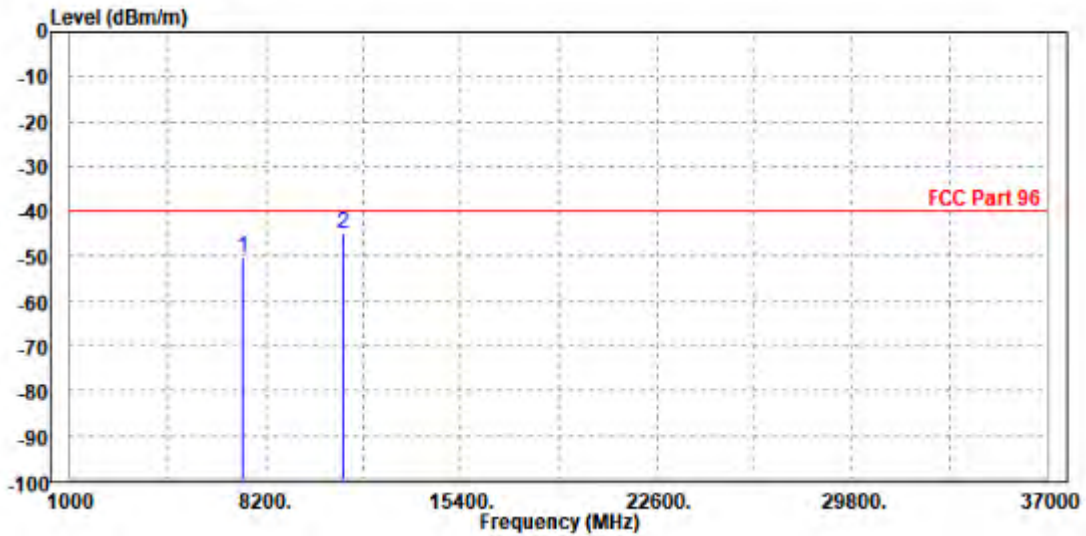




CH55990

MODE	TX channel 56640	FREQUENCY RANGE	Above 1000MHz
ENVIRONMENTAL CONDITIONS	23deg. C, 70%RH	INPUT POWER	AC 120V/60Hz
TESTED BY	Jace Hu		
ANTENNA POLARITY & TEST DISTANCE: HORIZONTAL AT 3 M			

	Freq	Level	Read Level	Limit Line	Over Limit	Factor	Remark	Pol/Phase
	MHz	dBm/m	dBm	dBm/m	dB	dB/m		
1	7380.000	-50.11	-64.31	-40.00	-10.11	14.20	Peak	Horizontal
2	PP11070.000	-44.81	-65.20	-40.00	-4.81	20.39	Peak	Horizontal





MODE	TX channel 56640	FREQUENCY RANGE	Above 1000MHz
ENVIRONMENTAL CONDITIONS	23deg. C, 70%RH	INPUT POWER	AC 120V/60Hz
TESTED BY	Jace Hu		
ANTENNA POLARITY & TEST DISTANCE: VERTICAL AT 3 M			

	Freq	Level	Read Level	Limit Line	Over Limit	Factor	Remark	Pol/Phase
	MHz	dBm/m	dBm	dBm/m	dB	dB/m		
1	7372.000	-51.66	-65.08	-40.00	-11.66	13.42	Peak	Vertical
2	PP11070.000	-43.99	-64.32	-40.00	-3.99	20.33	Peak	Vertical

