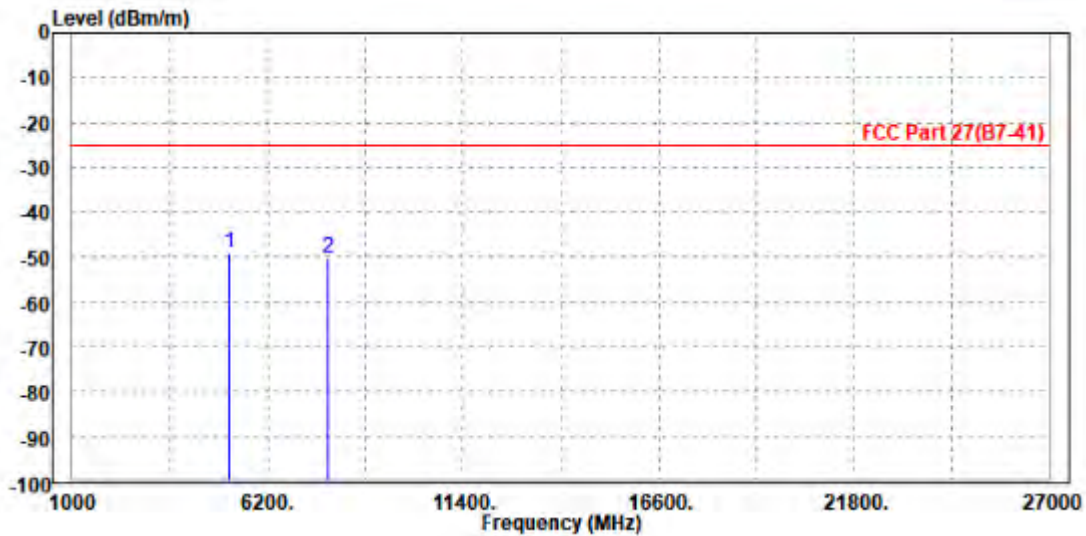




Test Report No.: W7L-240618W001RF12

MODE	TX channel 518601	FREQUENCY RANGE	Above 1000MHz
ENVIRONMENTAL CONDITIONS	23deg. C, 70%RH	INPUT POWER	AC 120V/60HZ
TESTED BY	Jace Hu		
ANTENNA POLARITY & TEST DISTANCE: VERTICAL AT 3 M			

	Freq	Level	Read Level	Limit Line	Over Limit	Factor	Remark	Pol/Phase
	MHz	dBm/m	dBm	dBm/m	dB	dB/m		
1	PP 5186.000	-48.95	-60.68	-25.00	-23.95	11.73	Peak	Vertical
2	7786.000	-50.30	-64.56	-25.00	-25.30	14.26	Peak	Vertical





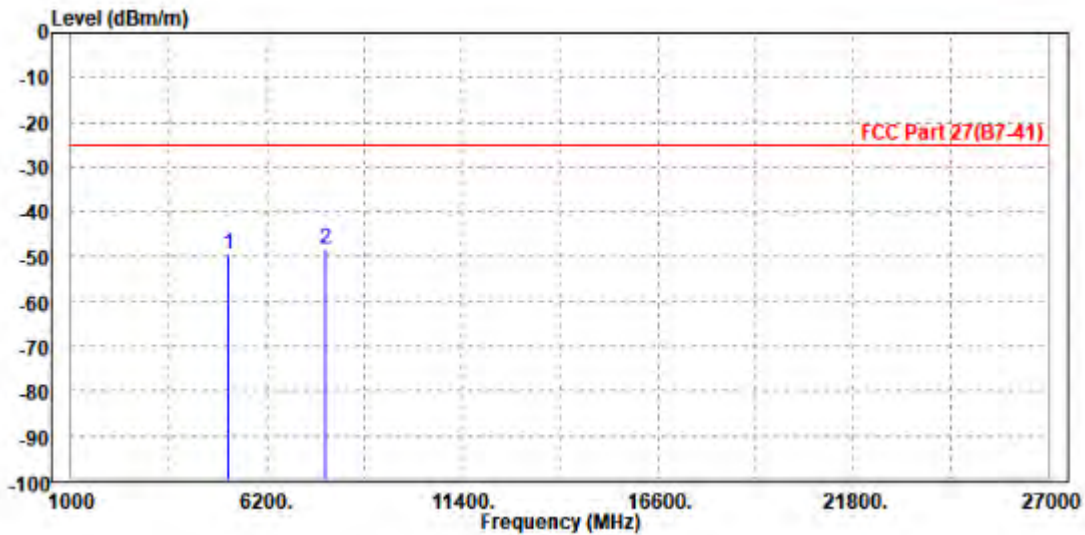
**BUREAU
VERITAS**

Test Report No.: W7L-240618W001RF12

CHANNEL BANDWIDTH: 60MHz / QPSK(30K)

MODE	TX channel 518598	FREQUENCY RANGE	Above 1000MHz
ENVIRONMENTAL CONDITIONS	23deg. C, 70%RH	INPUT POWER	AC 120V/60HZ
TESTED BY	Jace Hu		
ANTENNA POLARITY & TEST DISTANCE: HORIZONTAL AT 3 M			

	Freq	Level	Read Level	Limit Line	Over Limit	Factor	Remark	Pol/Phase
	MHz	dBm/m	dBm	dBm/m	dB	dB/m		
1	5186.000	-49.26	-60.60	-25.00	-24.26	11.34	Peak	Horizontal
2 PP	7779.000	-48.47	-63.29	-25.00	-23.47	14.82	Peak	Horizontal

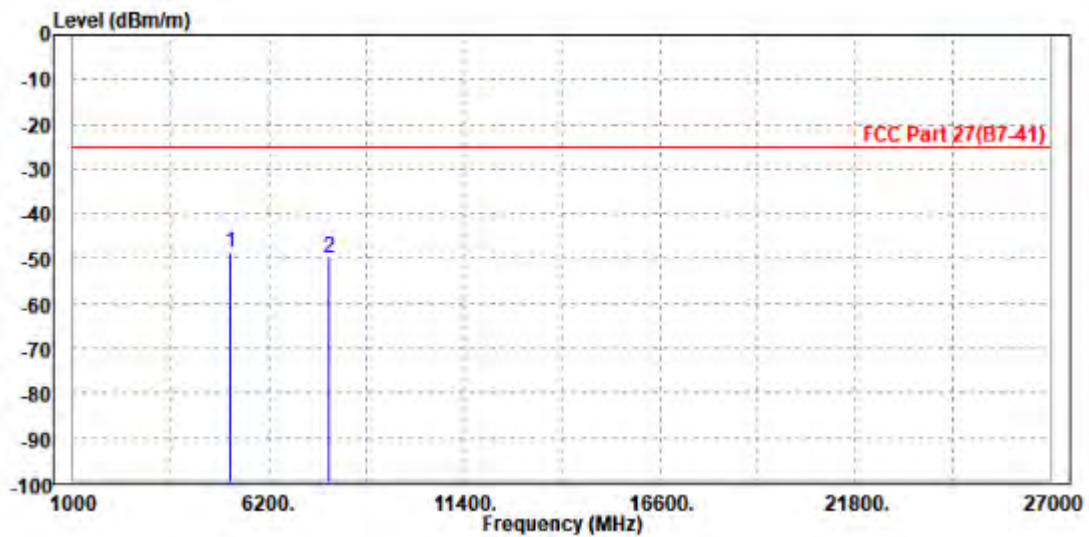




Test Report No.: W7L-240618W001RF12

MODE	TX channel 518598	FREQUENCY RANGE	Above 1000MHz
ENVIRONMENTAL CONDITIONS	23deg. C, 70%RH	INPUT POWER	AC 120V/60HZ
TESTED BY	Jace Hu		
ANTENNA POLARITY & TEST DISTANCE: VERTICAL AT 3 M			

	Freq	Level	Read Level	Limit Line	Over Limit	Factor	Remark	Pol/Phase
	MHz	dBm/m	dBm	dBm/m	dB	dB/m		
1	PP 5186.000	-48.53	-60.26	-25.00	-23.53	11.73	Peak	Vertical
2	7786.000	-49.94	-64.20	-25.00	-24.94	14.26	Peak	Vertical



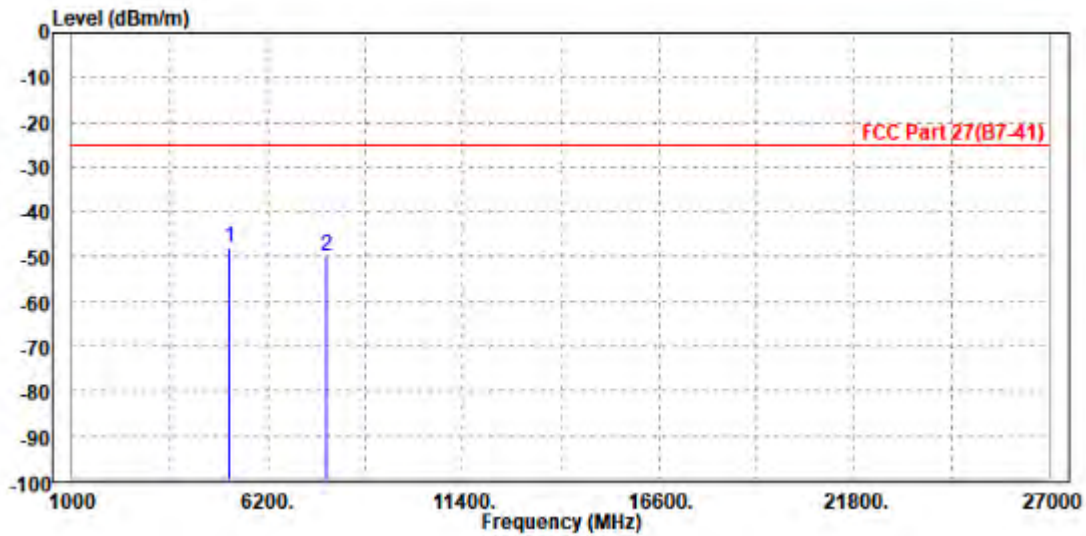


Test Report No.: W7L-240618W001RF12

CHANNEL BANDWIDTH: 70MHz / QPSK(30K)

MODE	TX channel 518598	FREQUENCY RANGE	Above 1000MHz
ENVIRONMENTAL CONDITIONS	23deg. C, 70%RH	INPUT POWER	AC 120V/60HZ
TESTED BY	Jace Hu		
ANTENNA POLARITY & TEST DISTANCE: HORIZONTAL AT 3 M			

	Freq	Level	Read Level	Limit Line	Over Limit	Factor	Remark	Pol/Phase
	MHz	dBm/m	dBm	dBm/m	dB	dB/m		
1	PP 5186.000	-48.08	-59.42	-25.00	-23.08	11.34	Peak	Horizontal
2	7779.000	-49.82	-64.64	-25.00	-24.82	14.82	Peak	Horizontal

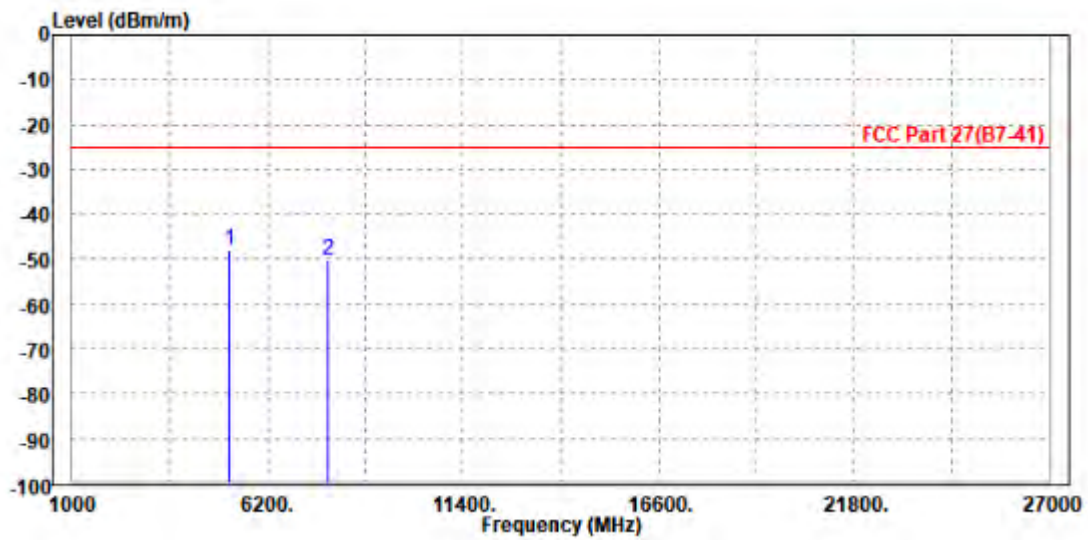




Test Report No.: W7L-240618W001RF12

MODE	TX channel 518598	FREQUENCY RANGE	Above 1000MHz
ENVIRONMENTAL CONDITIONS	23deg. C, 70%RH	INPUT POWER	AC 120V/60HZ
TESTED BY	Jace Hu		
ANTENNA POLARITY & TEST DISTANCE: VERTICAL AT 3 M			

	Freq	Level	Read Level	Limit Line	Over Limit	Factor	Remark	Pol/Phase
	MHz	dBm/m	dBm	dBm/m	dB	dB/m		
1	PP 5186.000	-47.90	-59.63	-25.00	-22.90	11.73	Peak	Vertical
2	7786.000	-50.04	-64.30	-25.00	-25.04	14.26	Peak	Vertical





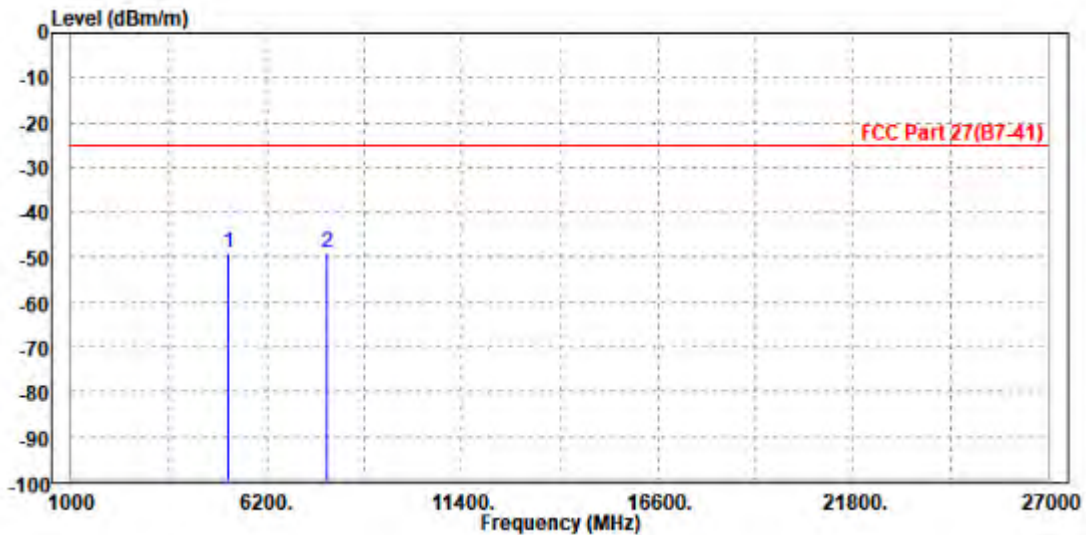
BUREAU VERITAS

Test Report No.: W7L-240618W001RF12

CHANNEL BANDWIDTH: 70MHz / QPSK(30K)

MODE	TX channel 518598	FREQUENCY RANGE	Above 1000MHz
ENVIRONMENTAL CONDITIONS	23deg. C, 70%RH	INPUT POWER	AC 120V/60HZ
TESTED BY	Jace Hu		
ANTENNA POLARITY & TEST DISTANCE: HORIZONTAL AT 3 M			

	Freq	Level	Read Level	Limit Line	Over Limit	Factor	Remark	Pol/Phase
	MHz	dBm/m	dBm	dBm/m	dB	dB/m		
1	5186.000	-49.18	-60.52	-25.00	-24.18	11.34	Peak	Horizontal
2 PP	7786.000	-48.86	-63.69	-25.00	-23.86	14.83	Peak	Horizontal

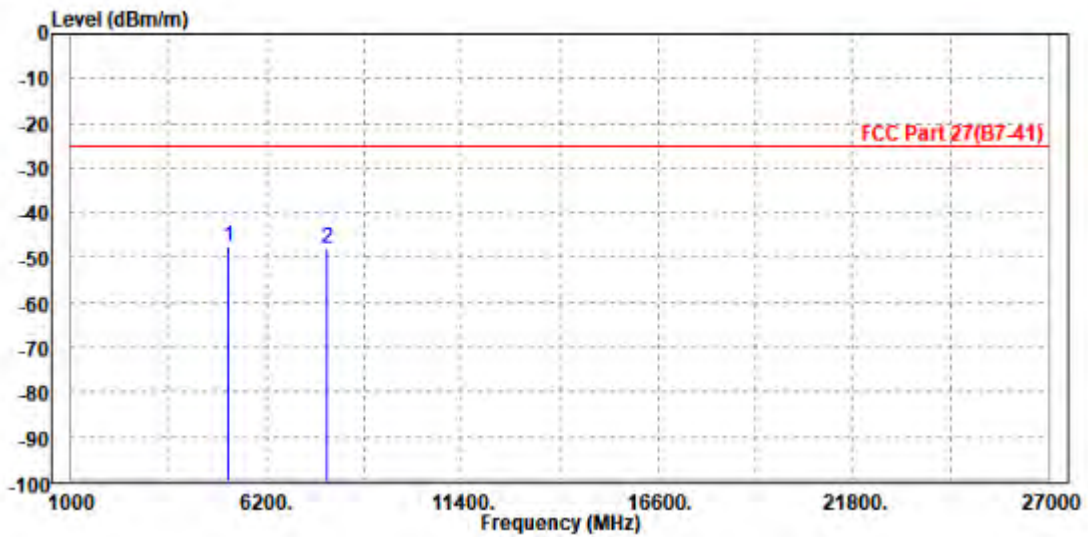




Test Report No.: W7L-240618W001RF12

MODE	TX channel 518598	FREQUENCY RANGE	Above 1000MHz
ENVIRONMENTAL CONDITIONS	23deg. C, 70%RH	INPUT POWER	AC 120V/60HZ
TESTED BY	Jace Hu		
ANTENNA POLARITY & TEST DISTANCE: VERTICAL AT 3 M			

	Read	Limit	Over				
Freq	Level	Level	Line	Limit	Factor	Remark	Pol/Phase
MHz	dBm/m	dBm	dBm/m	dB	dB/m		
1 PP 5186.000	-47.71	-59.44	-25.00	-22.71	11.73	Peak	Vertical
2 7786.000	-47.76	-62.02	-25.00	-22.76	14.26	Peak	Vertical





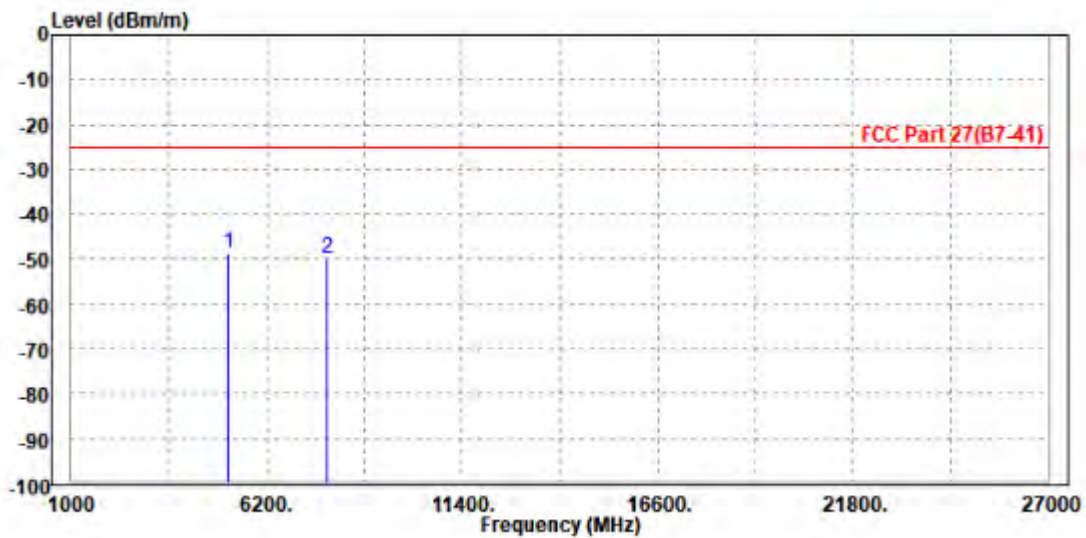
BUREAU VERITAS

Test Report No.: W7L-240618W001RF12

CHANNEL BANDWIDTH: 90MHz / QPSK(30K)

MODE	TX channel 518598	FREQUENCY RANGE	Above 1000MHz
ENVIRONMENTAL CONDITIONS	23deg. C, 70%RH	INPUT POWER	AC 120V/60HZ
TESTED BY	Jace Hu		
ANTENNA POLARITY & TEST DISTANCE: HORIZONTAL AT 3 M			

	Freq	Level	Read Level	Limit Line	Over Limit	Factor	Remark	Pol/Phase
	MHz	dBm/m	dBm	dBm/m	dB	dB/m		
1	PP 5186.000	-48.51	-59.85	-25.00	-23.51	11.34	Peak	Horizontal
2	7786.000	-49.69	-64.52	-25.00	-24.69	14.83	Peak	Horizontal

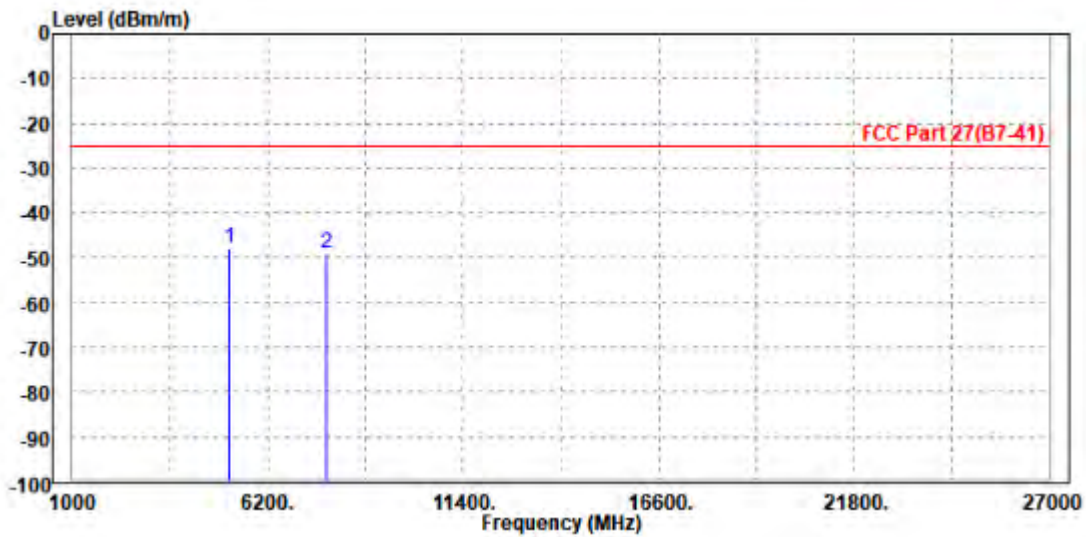




Test Report No.: W7L-240618W001RF12

MODE	TX channel 518598	FREQUENCY RANGE	Above 1000MHz
ENVIRONMENTAL CONDITIONS	23deg. C, 70%RH	INPUT POWER	AC 120V/60HZ
TESTED BY	Jace Hu		
ANTENNA POLARITY & TEST DISTANCE: VERTICAL AT 3 M			

	Freq	Level	Read Level	Limit Line	Over Limit	Factor	Remark	Pol/Phase
	MHz	dBm/m	dBm	dBm/m	dB	dB/m		
1	PP 5186.000	-48.00	-59.73	-25.00	-23.00	11.73	Peak	Vertical
2	7779.000	-49.04	-63.27	-25.00	-24.04	14.23	Peak	Vertical





BUREAU
VERITAS

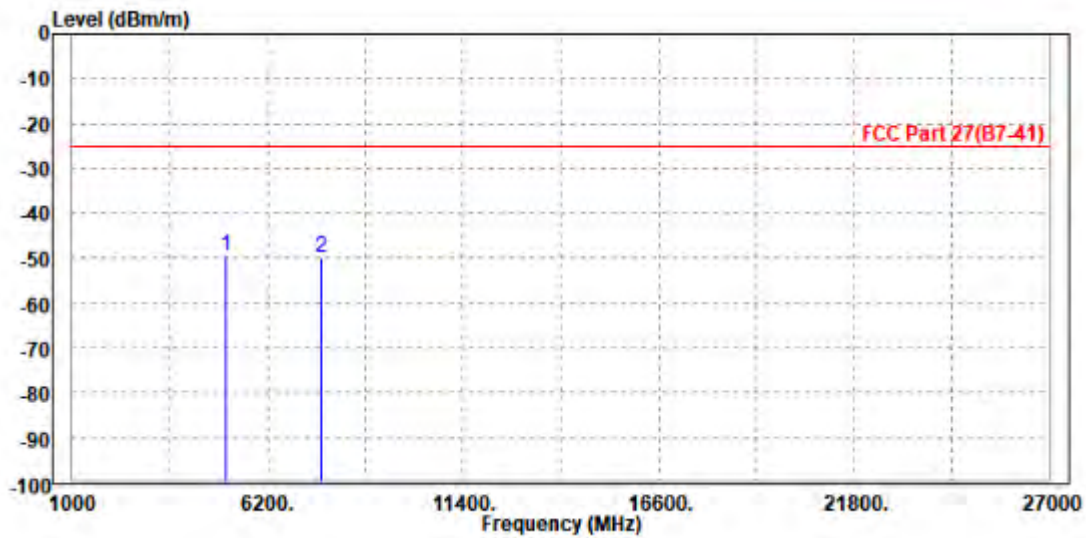
Test Report No.: W7L-240618W001RF12

CHANNEL BANDWIDTH: 100MHz / QPSK(30K)

CH509202

MODE	TX channel 509202	FREQUENCY RANGE	Above 1000MHz
ENVIRONMENTAL CONDITIONS	23deg. C, 70%RH	INPUT POWER	AC 120V/60HZ
TESTED BY	Jace Hu		
ANTENNA POLARITY & TEST DISTANCE: HORIZONTAL AT 3 M			

	Freq	Level	Read Level	Limit Line	Over Limit	Factor	Remark	Pol/Phase
	MHz	dBm/m	dBm	dBm/m	dB	dB/m		
1	PP 5082.000	-49.39	-60.57	-25.00	-24.39	11.18	Peak	Horizontal
2	7638.000	-49.78	-64.36	-25.00	-24.78	14.58	Peak	Horizontal

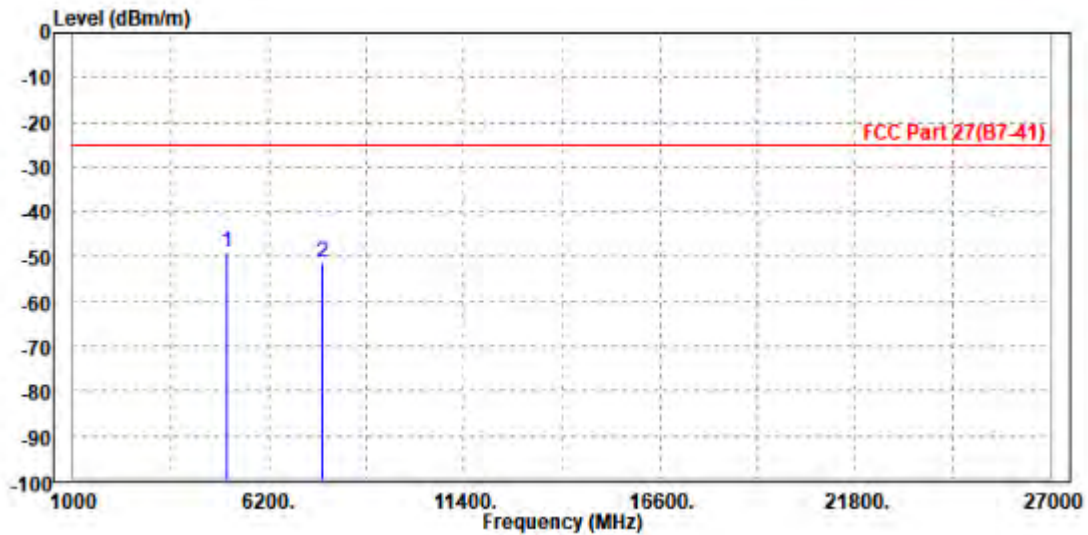




Test Report No.: W7L-240618W001RF12

MODE	TX channel 509202	FREQUENCY RANGE	Above 1000MHz
ENVIRONMENTAL CONDITIONS	23deg. C, 70%RH	INPUT POWER	AC 120V/60HZ
TESTED BY	Jace Hu		
ANTENNA POLARITY & TEST DISTANCE: VERTICAL AT 3 M			

	Freq	Level	Read Level	Limit Line	Over Limit	Factor	Remark	Pol/Phase
	MHz	dBm/m	dBm	dBm/m	dB	dB/m		
1	PP 5092.000	-48.98	-60.53	-25.00	-23.98	11.55	Peak	Vertical
2	7630.000	-51.46	-65.04	-25.00	-26.46	13.58	Peak	Vertical





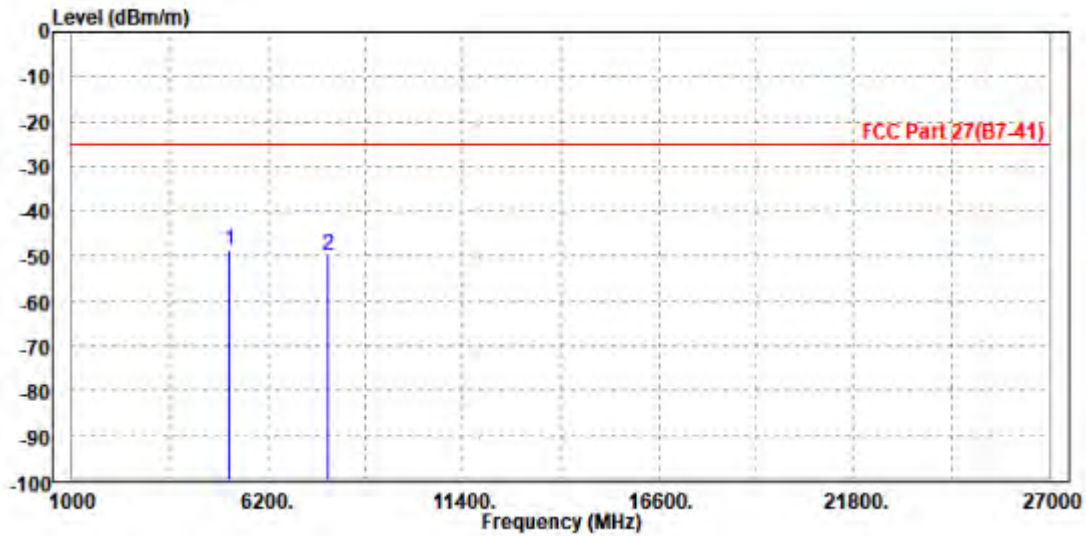
BUREAU VERITAS

Test Report No.: W7L-240618W001RF12

CH518598

MODE	TX channel 518598	FREQUENCY RANGE	Above 1000MHz
ENVIRONMENTAL CONDITIONS	23deg. C, 70%RH	INPUT POWER	AC 120V/60HZ
TESTED BY	Jace Hu		
ANTENNA POLARITY & TEST DISTANCE: HORIZONTAL AT 3 M			

	Freq	Level	Read Level	Limit Line	Over Limit	Factor	Remark	Pol/Phase
	MHz	dBm/m	dBm	dBm/m	dB	dB/m		
1	PP 5186.000	-48.51	-59.85	-25.00	-23.51	11.34	Peak	Horizontal
2	7786.000	-49.69	-64.52	-25.00	-24.69	14.83	Peak	Horizontal

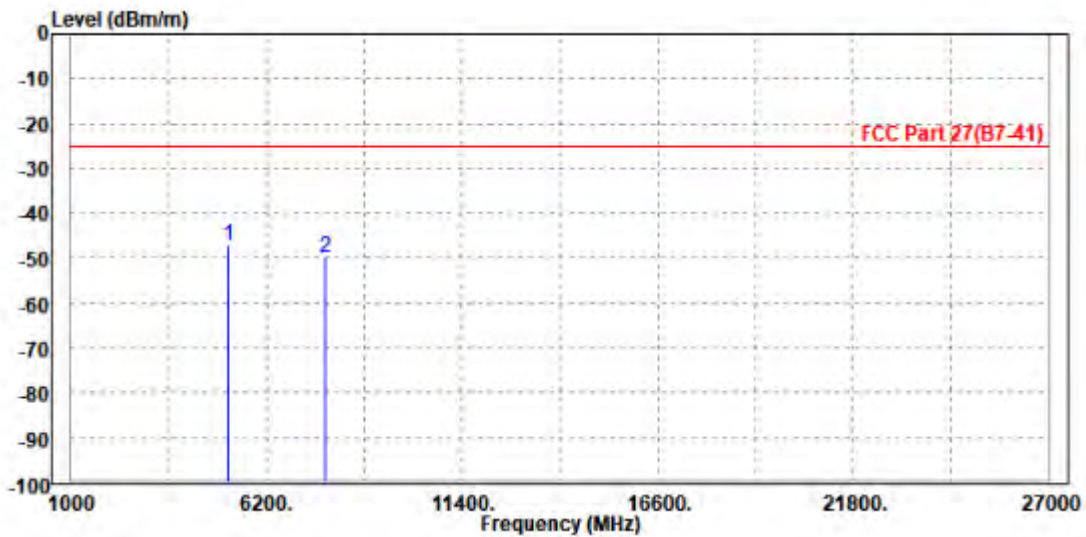




Test Report No.: W7L-240618W001RF12

MODE	TX channel 518598	FREQUENCY RANGE	Above 1000MHz
ENVIRONMENTAL CONDITIONS	23deg. C, 70%RH	INPUT POWER	AC 120V/60HZ
TESTED BY	Jace Hu		
ANTENNA POLARITY & TEST DISTANCE: VERTICAL AT 3 M			

	Freq	Level	Read Level	Limit Line	Over Limit	Factor	Remark	Pol/Phase
	MHz	dBm/m	dBm	dBm/m	dB	dB/m		
1	PP 5186.000	-46.97	-58.70	-25.00	-21.97	11.73	Peak	Vertical
2	7779.000	-49.93	-64.16	-25.00	-24.93	14.23	Peak	Vertical





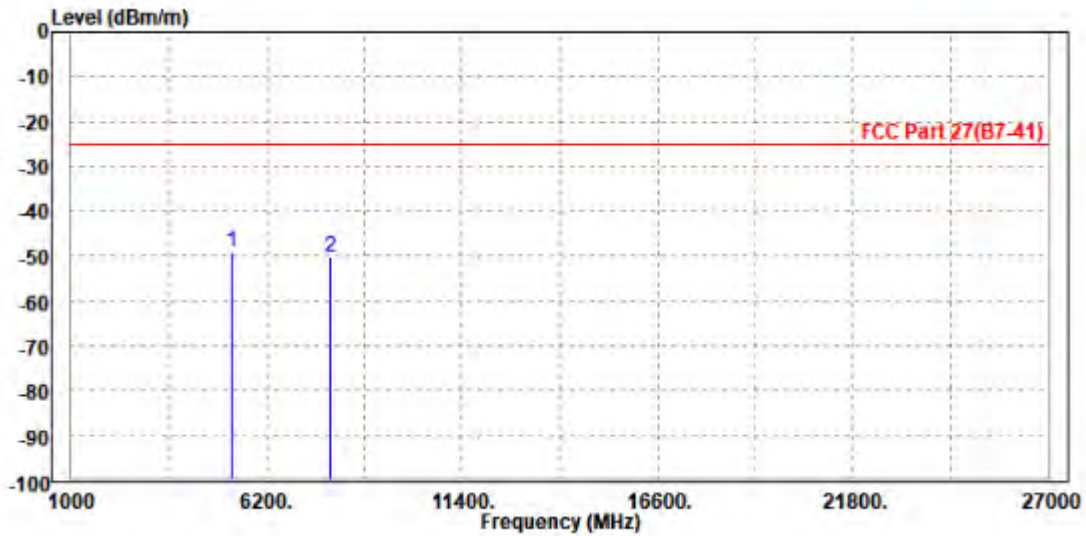
**BUREAU
VERITAS**

Test Report No.: W7L-240618W001RF12

CH528000

MODE	TX channel 528000	FREQUENCY RANGE	Above 1000MHz
ENVIRONMENTAL CONDITIONS	23deg. C, 70%RH	INPUT POWER	AC 120V/60HZ
TESTED BY	Jace Hu		
ANTENNA POLARITY & TEST DISTANCE: HORIZONTAL AT 3 M			

	Freq	Level	Read Level	Limit Line	Over Limit	Factor	Remark	Pol/Phase
	MHz	dBm/m	dBm	dBm/m	dB	dB/m		
1	PP 5280.000	-49.12	-60.59	-25.00	-24.12	11.47	Peak	Horizontal
2	7916.000	-50.17	-65.23	-25.00	-25.17	15.06	Peak	Horizontal

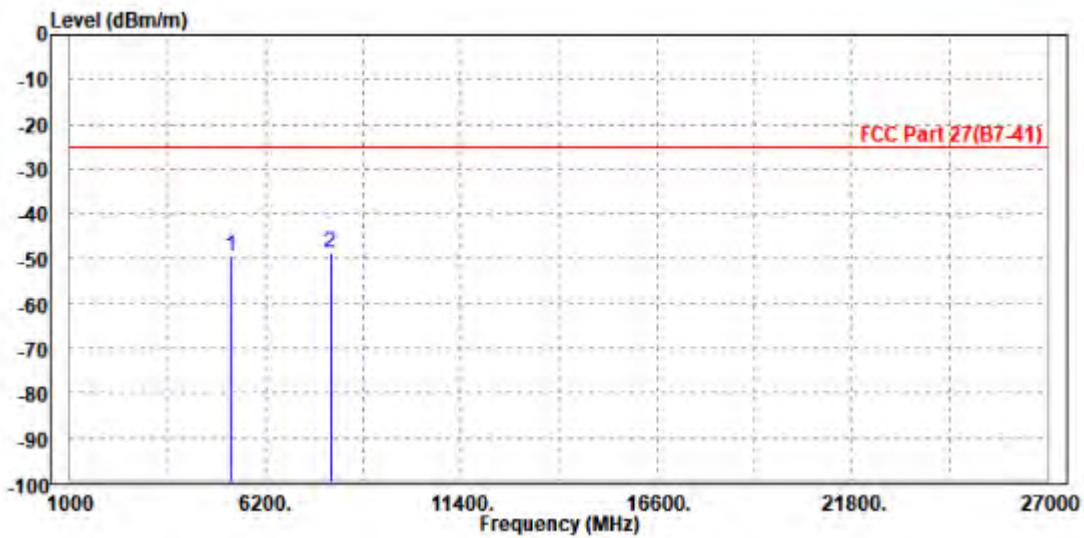




Test Report No.: W7L-240618W001RF12

MODE	TX channel 528000	FREQUENCY RANGE	Above 1000MHz
ENVIRONMENTAL CONDITIONS	23deg. C, 70%RH	INPUT POWER	AC 120V/60HZ
TESTED BY	Jace Hu		
ANTENNA POLARITY & TEST DISTANCE: VERTICAL AT 3 M			

	Freq	Level	Read Level	Limit Line	Over Limit	Factor	Remark	Pol/Phase
	MHz	dBm/m	dBm	dBm/m	dB	dB/m		
1	5290.000	-49.35	-61.28	-25.00	-24.35	11.93	Peak	Vertical
2 PP	7920.000	-48.77	-63.61	-25.00	-23.77	14.84	Peak	Vertical



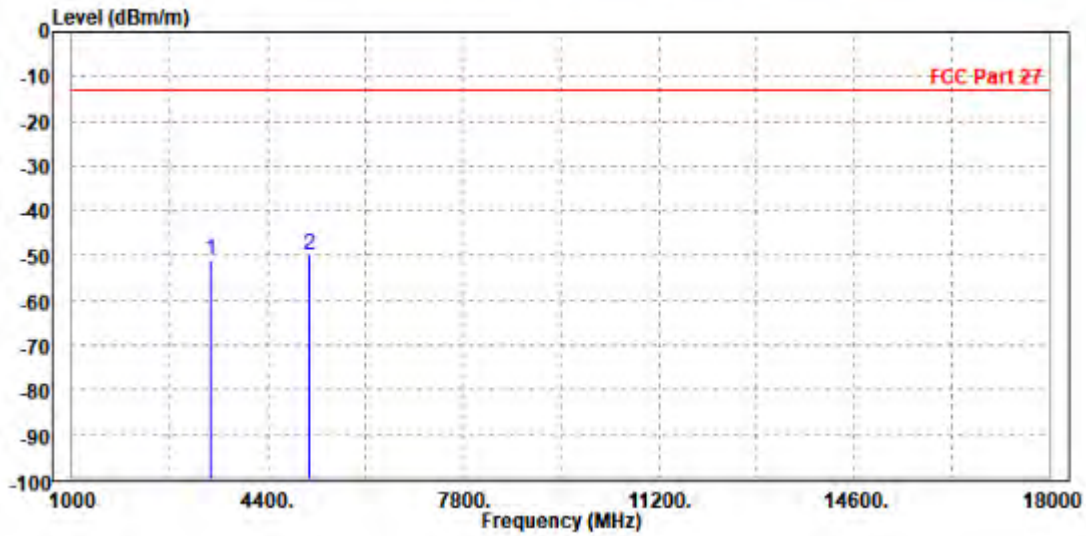


Test Report No.: W7L-240618W001RF12

N66(Ant1) (DOWN): (15K)
 CHANNEL BANDWIDTH: 5MHz / QPSK
 CH342500

MODE	TX channel 342500	FREQUENCY RANGE	Above 1000MHz
ENVIRONMENTAL CONDITIONS	23deg. C, 70%RH	INPUT POWER	AC 120V/60HZ
TESTED BY	Jace Hu		
ANTENNA POLARITY & TEST DISTANCE: HORIZONTAL AT 3 M			

	Freq	Level	Read Level	Limit Line	Over Limit	Factor	Remark	Pol/Phase
	MHz	dBm/m	dBm	dBm/m	dB	dB/m		
1	3424.000	-50.93	-59.44	-13.00	-37.93	8.51	Peak	Horizontal
2 PP	5131.000	-49.64	-60.89	-13.00	-36.64	11.25	Peak	Horizontal

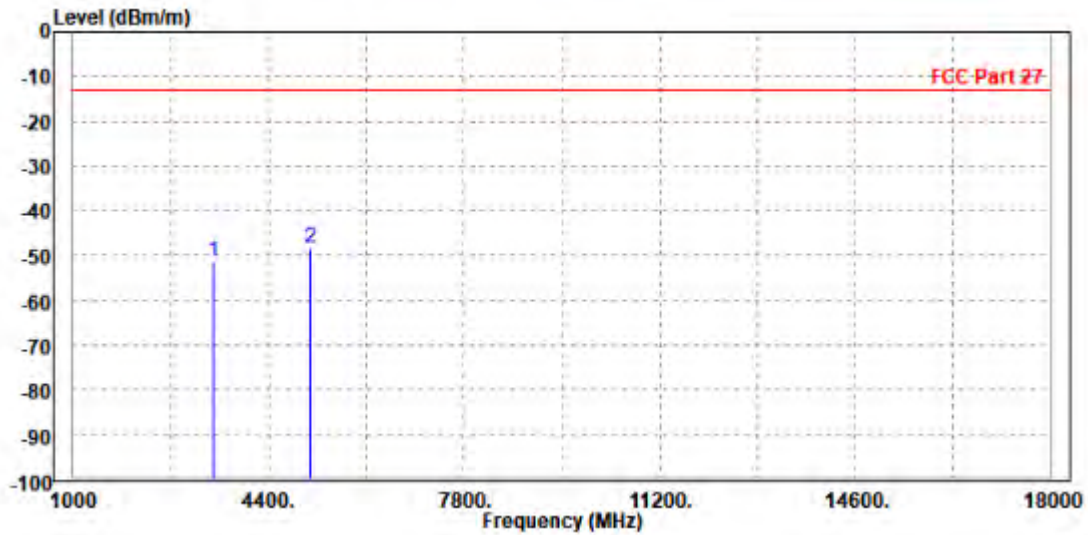




Test Report No.: W7L-240618W001RF12

MODE	TX channel 342500	FREQUENCY RANGE	Above 1000MHz
ENVIRONMENTAL CONDITIONS	23deg. C, 70%RH	INPUT POWER	AC 120V/60HZ
TESTED BY	Jace Hu		
ANTENNA POLARITY & TEST DISTANCE: VERTICAL AT 3 M			

	Freq	Level	Read Level	Limit Line	Over Limit	Factor	Remark	Pol/Phase
	MHz	dBm/m	dBm	dBm/m	dB	dB/m		
1	3431.000	-51.38	-60.05	-13.00	-38.38	8.67	Peak	Vertical
2 PP	5136.000	-48.42	-60.05	-13.00	-35.42	11.63	Peak	Vertical



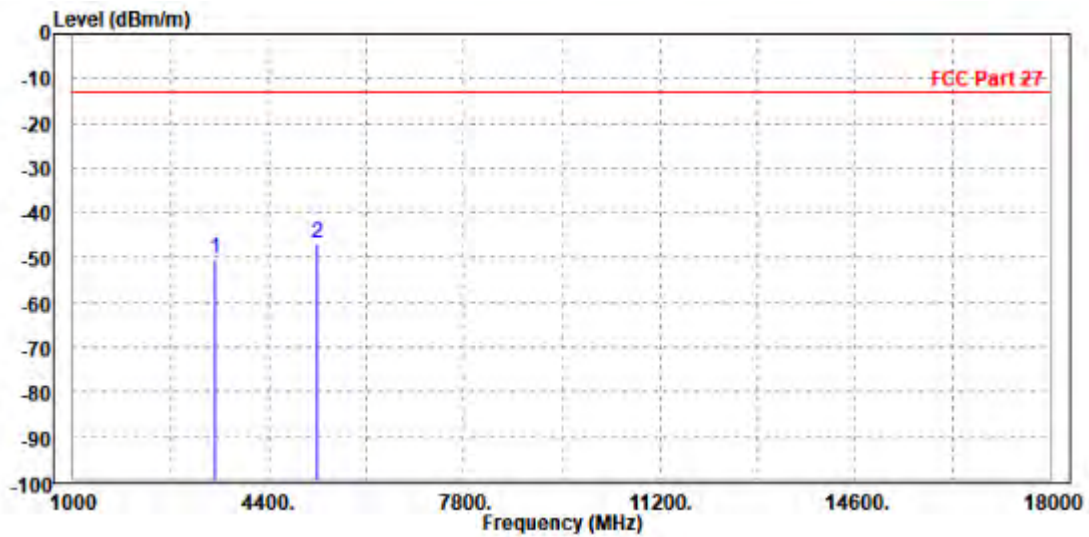


Test Report No.: W7L-240618W001RF12

CH349000

MODE	TX channel 349000	FREQUENCY RANGE	Above 1000MHz
ENVIRONMENTAL CONDITIONS	23deg. C, 70%RH	INPUT POWER	AC 120V/60HZ
TESTED BY	Jace Hu		
ANTENNA POLARITY & TEST DISTANCE: HORIZONTAL AT 3 M			

	Freq	Level	Read Level	Limit Line	Over Limit	Factor	Remark	Pol/Phase
	MHz	dBm/m	dBm	dBm/m	dB	dB/m		
1	3482.000	-50.36	-58.91	-13.00	-37.36	8.55	Peak	Horizontal
2 PP	5235.000	-46.86	-58.27	-13.00	-33.86	11.41	Peak	Horizontal

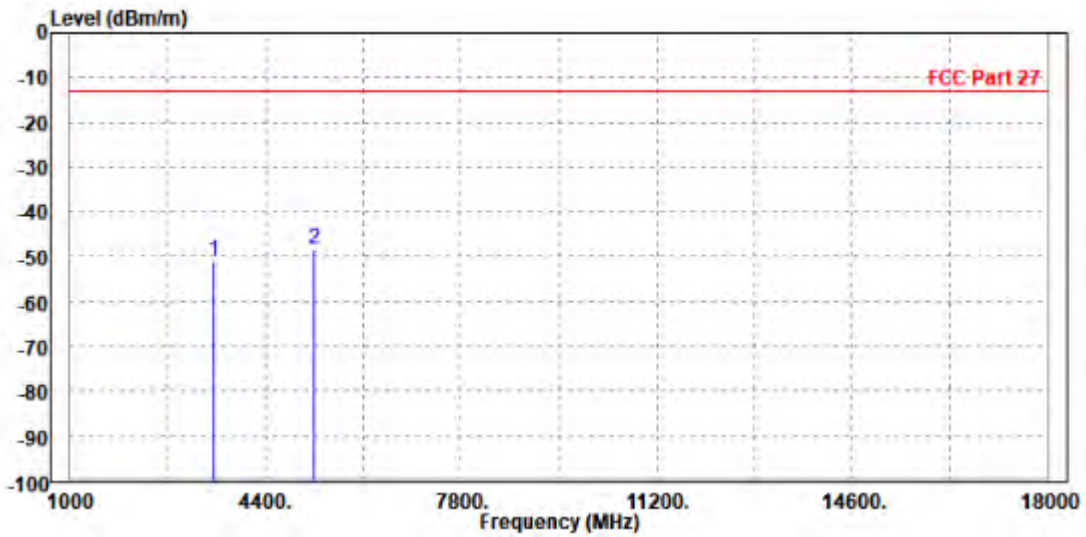




Test Report No.: W7L-240618W001RF12

MODE	TX channel 349000	FREQUENCY RANGE	Above 1000MHz
ENVIRONMENTAL CONDITIONS	23deg. C, 70%RH	INPUT POWER	AC 120V/60HZ
TESTED BY	Jace Hu		
ANTENNA POLARITY & TEST DISTANCE: VERTICAL AT 3 M			

	Freq	Level	Read Level	Limit Line	Over Limit	Factor	Remark	Pol/Phase
	MHz	dBm/m	dBm	dBm/m	dB	dB/m		
1	3490.000	-50.85	-59.49	-13.00	-37.85	8.64	Peak	Vertical
2 PP	5233.000	-48.36	-60.18	-13.00	-35.36	11.82	Peak	Vertical





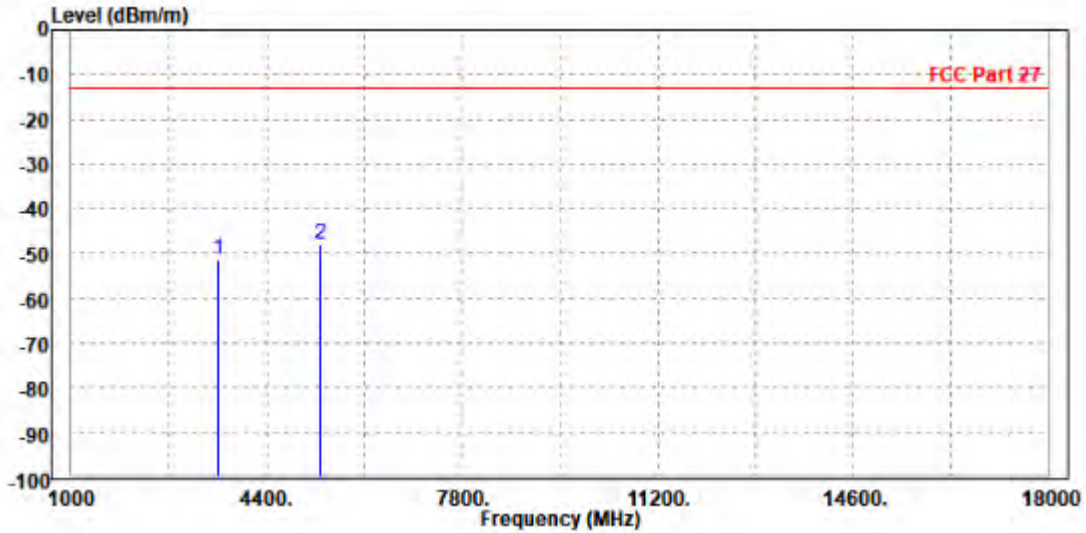
BUREAU VERITAS

Test Report No.: W7L-240618W001RF12

CH355500

MODE	TX channel 355500	FREQUENCY RANGE	Above 1000MHz
ENVIRONMENTAL CONDITIONS	23deg. C, 70%RH	INPUT POWER	AC 120V/60HZ
TESTED BY	Jace Hu		
ANTENNA POLARITY & TEST DISTANCE: HORIZONTAL AT 3 M			

	Freq	Level	Read Level	Limit Line	Over Limit	Factor	Remark	Pol/Phase
	MHz	dBm/m	dBm	dBm/m	dB	dB/m		
1	3550.000	-51.43	-59.95	-13.00	-38.43	8.52	Peak	Horizontal
2 PP	5332.500	-47.75	-59.30	-13.00	-34.75	11.55	Peak	Horizontal

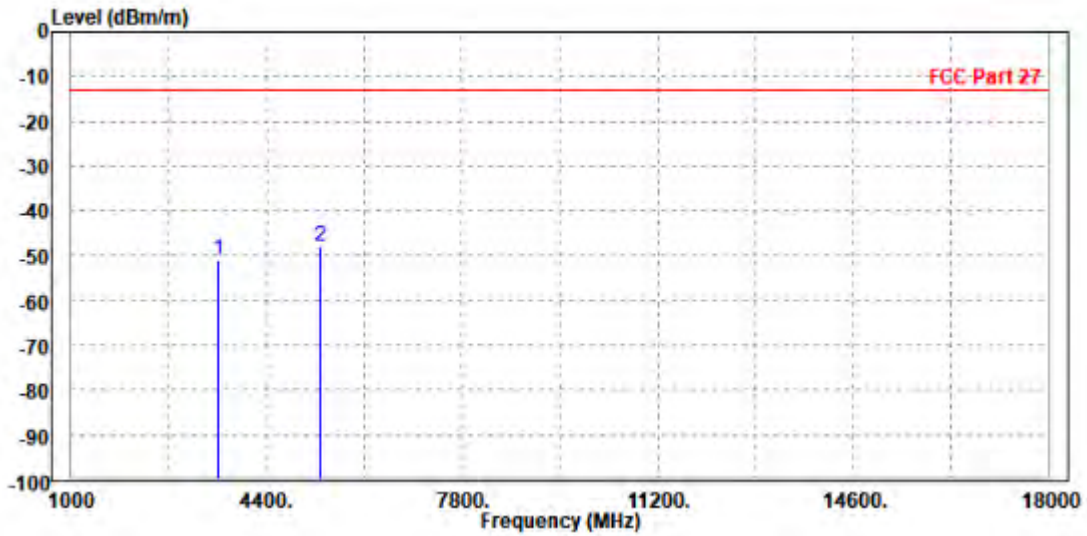




Test Report No.: W7L-240618W001RF12

MODE	TX channel 355500	FREQUENCY RANGE	Above 1000MHz
ENVIRONMENTAL CONDITIONS	23deg. C, 70%RH	INPUT POWER	AC 120V/60HZ
TESTED BY	Jace Hu		
ANTENNA POLARITY & TEST DISTANCE: VERTICAL AT 3 M			

	Freq	Level	Read Level	Limit Line	Over Limit	Factor	Remark	Pol/Phase
	MHz	dBm/m	dBm	dBm/m	dB	dB/m		
1	3550.000	-51.07	-59.71	-13.00	-38.07	8.64	Peak	Vertical
2 PP	5332.500	-47.85	-59.87	-13.00	-34.85	12.02	Peak	Vertical



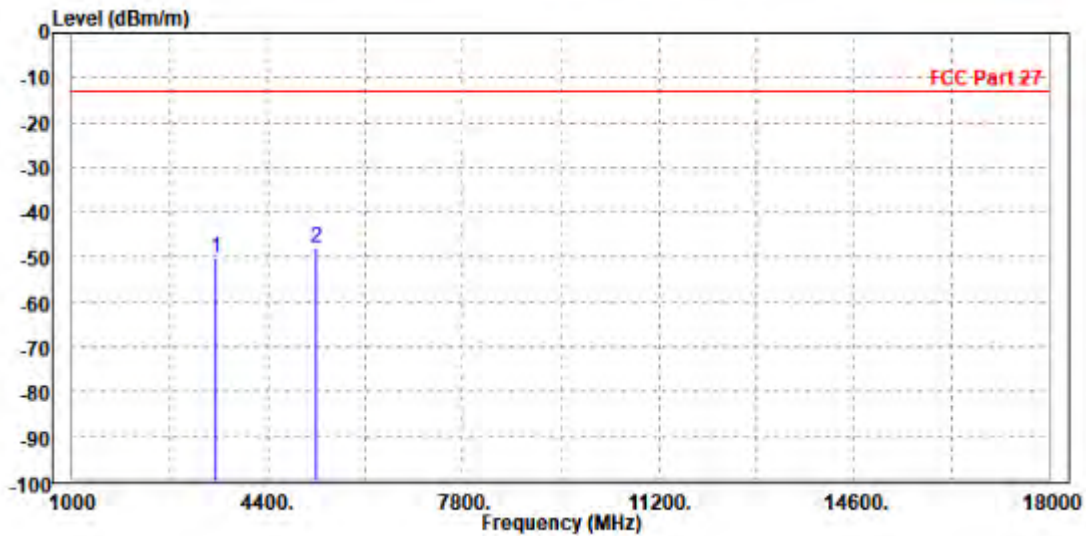


Test Report No.: W7L-240618W001RF12

CHANNEL BANDWIDTH: 10MHz / QPSK

MODE	TX channel 349000	FREQUENCY RANGE	Above 1000MHz
ENVIRONMENTAL CONDITIONS	23deg. C, 70%RH	INPUT POWER	AC 120V/60HZ
TESTED BY	Jace Hu		
ANTENNA POLARITY & TEST DISTANCE: HORIZONTAL AT 3 M			

	Freq	Level	Read Level	Limit Line	Over Limit	Factor	Remark	Pol/Phase
	MHz	dBm/m	dBm	dBm/m	dB	dB/m		
1	3490.000	-50.07	-58.62	-13.00	-37.07	8.55	Peak	Horizontal
2 PP	5233.000	-48.04	-59.44	-13.00	-35.04	11.40	Peak	Horizontal

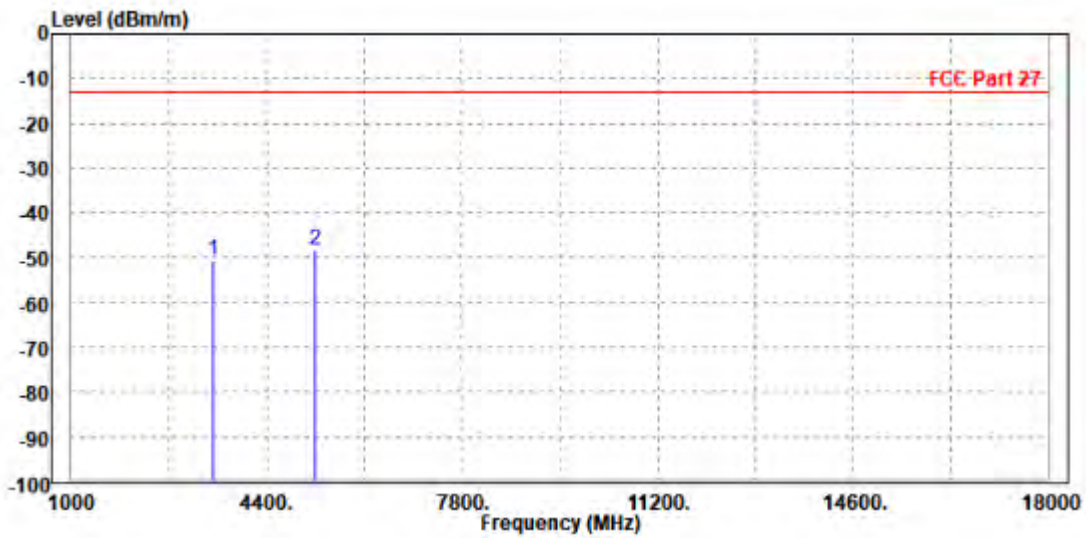




Test Report No.: W7L-240618W001RF12

MODE	TX channel 349000	FREQUENCY RANGE	Above 1000MHz
ENVIRONMENTAL CONDITIONS	23deg. C, 70%RH	INPUT POWER	AC 120V/60HZ
TESTED BY	Jace Hu		
ANTENNA POLARITY & TEST DISTANCE: VERTICAL AT 3 M			

	Freq	Level	Read Level	Limit Line	Over Limit	Factor	Remark	Pol/Phase
	MHz	dBm/m	dBm	dBm/m	dB	dB/m		
1	3482.000	-50.45	-59.10	-13.00	-37.45	8.65	Peak	Vertical
2 PP	5235.000	-48.27	-60.10	-13.00	-35.27	11.83	Peak	Vertical





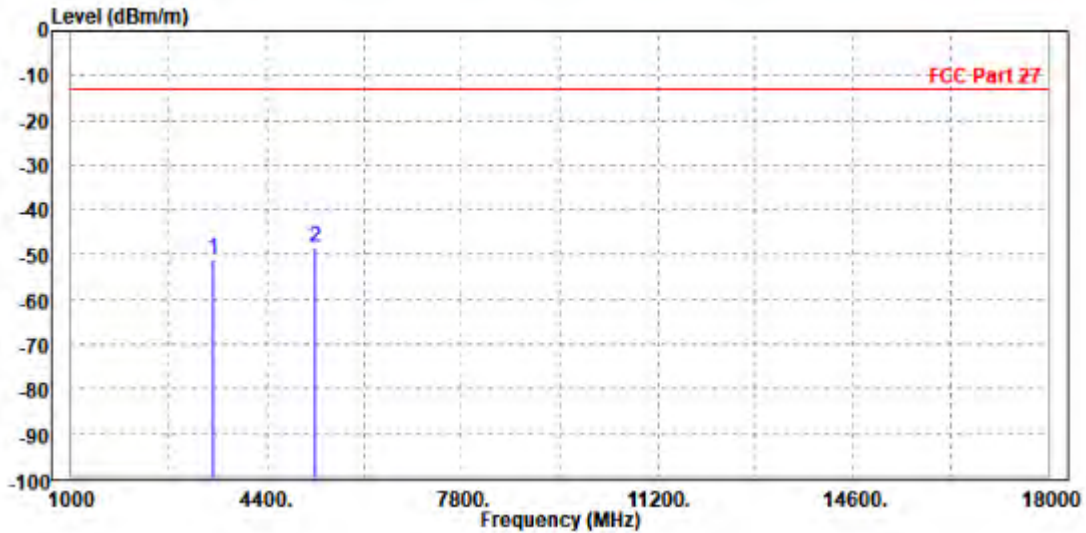
BUREAU VERITAS

Test Report No.: W7L-240618W001RF12

CHANNEL BANDWIDTH: 15MHz / QPSK

MODE	TX channel 349000	FREQUENCY RANGE	Above 1000MHz
ENVIRONMENTAL CONDITIONS	23deg. C, 70%RH	INPUT POWER	AC 120V/60HZ
TESTED BY	Jace Hu		
ANTENNA POLARITY & TEST DISTANCE: HORIZONTAL AT 3 M			

	Freq	Level	Read Level	Limit Line	Over Limit	Factor	Remark	Pol/Phase
	MHz	dBm/m	dBm	dBm/m	dB	dB/m		
1	3482.000	-50.79	-59.34	-13.00	-37.79	8.55	Peak	Horizontal
2	PP 5235.000	-48.31	-59.72	-13.00	-35.31	11.41	Peak	Horizontal

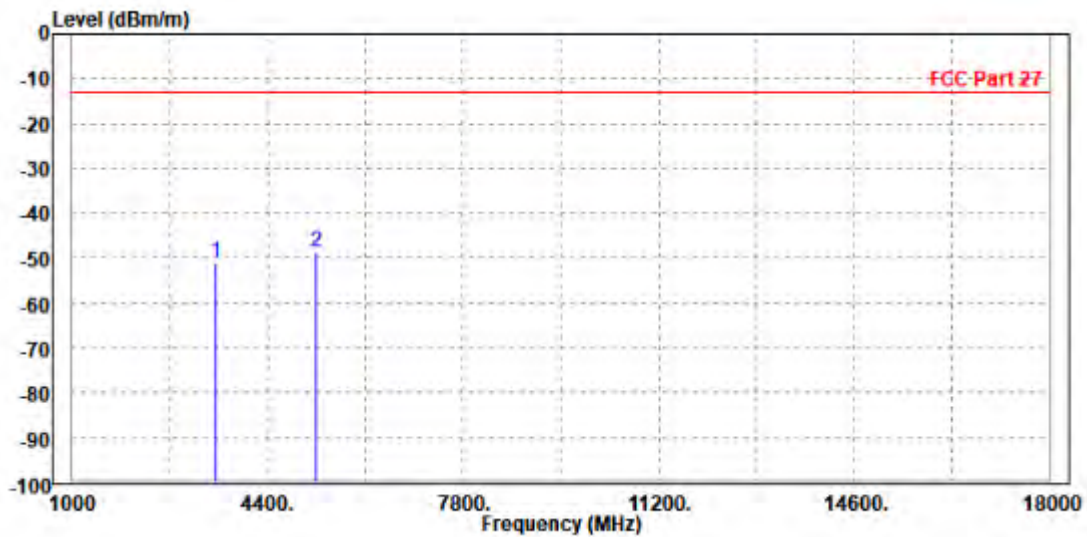




Test Report No.: W7L-240618W001RF12

MODE	TX channel 349000	FREQUENCY RANGE	Above 1000MHz
ENVIRONMENTAL CONDITIONS	23deg. C, 70%RH	INPUT POWER	AC 120V/60HZ
TESTED BY	Jace Hu		
ANTENNA POLARITY & TEST DISTANCE: VERTICAL AT 3 M			

	Freq	Level	Read Level	Limit Line	Over Limit	Factor	Remark	Pol/Phase
	MHz	dBm/m	dBm	dBm/m	dB	dB/m		
1	3490.000	-50.95	-59.59	-13.00	-37.95	8.64	Peak	Vertical
2 PP	5233.000	-48.55	-60.37	-13.00	-35.55	11.82	Peak	Vertical





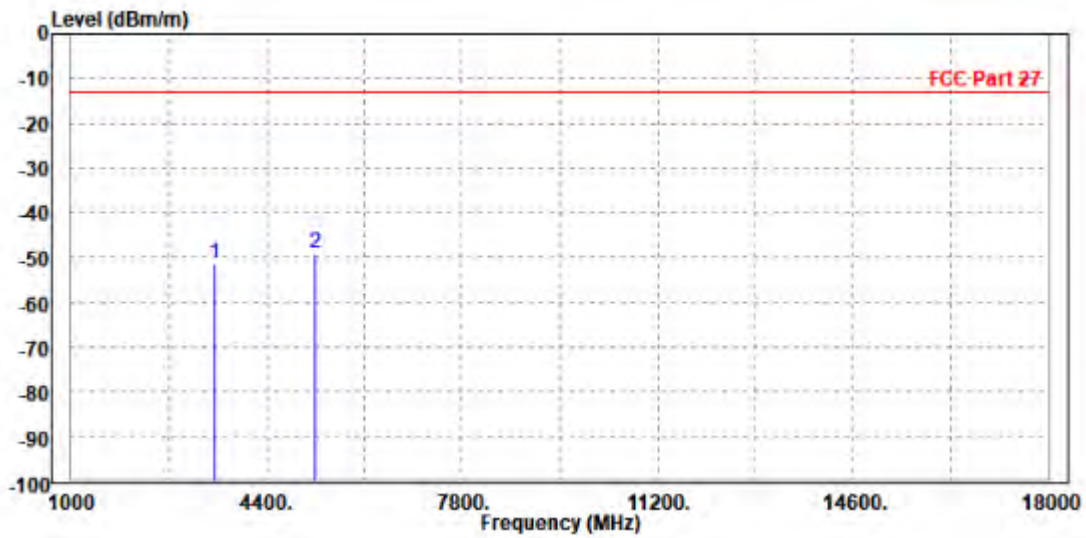
BUREAU VERITAS

Test Report No.: W7L-240618W001RF12

CHANNEL BANDWIDTH: 20MHz / QPSK

MODE	TX channel 349000	FREQUENCY RANGE	Above 1000MHz
ENVIRONMENTAL CONDITIONS	23deg. C, 70%RH	INPUT POWER	AC 120V/60HZ
TESTED BY	Jace Hu		
ANTENNA POLARITY & TEST DISTANCE: HORIZONTAL AT 3 M			

	Freq	Level	Read Level	Limit Line	Over Limit	Factor	Remark	Pol/Phase
	MHz	dBm/m	dBm	dBm/m	dB	dB/m		
1	3490.000	-51.24	-59.79	-13.00	-38.24	8.55	Peak	Horizontal
2 PP	5233.000	-49.09	-60.49	-13.00	-36.09	11.40	Peak	Horizontal

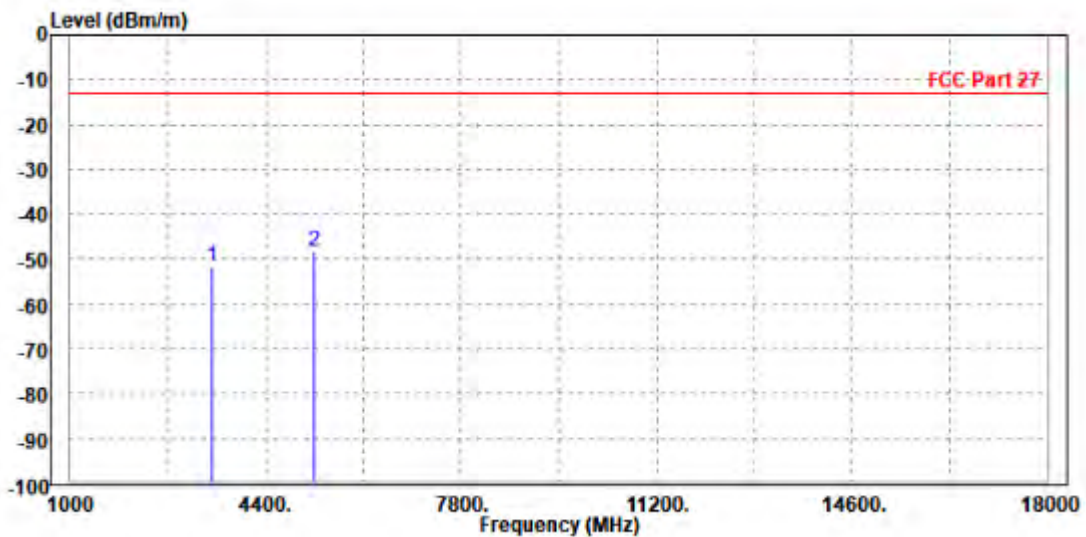




Test Report No.: W7L-240618W001RF12

MODE	TX channel 349000	FREQUENCY RANGE	Above 1000MHz
ENVIRONMENTAL CONDITIONS	23deg. C, 70%RH	INPUT POWER	AC 120V/60HZ
TESTED BY	Jace Hu		
ANTENNA POLARITY & TEST DISTANCE: VERTICAL AT 3 M			

	Freq	Level	Read Level	Limit Line	Over Limit	Factor	Remark	Pol/Phase
	MHz	dBm/m	dBm	dBm/m	dB	dB/m		
1	3482.000	-51.63	-60.28	-13.00	-38.63	8.65	Peak	Vertical
2 PP	5235.000	-48.15	-59.98	-13.00	-35.15	11.83	Peak	Vertical





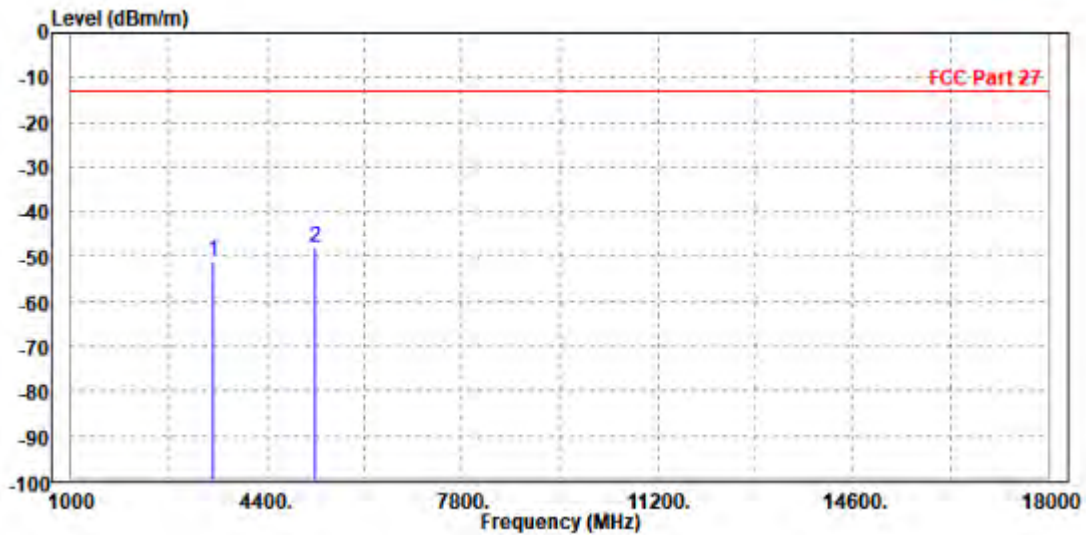
BUREAU
VERITAS

Test Report No.: W7L-240618W001RF12

CHANNEL BANDWIDTH: 25MHz / QPSK

MODE	TX channel 349000	FREQUENCY RANGE	Above 1000MHz
ENVIRONMENTAL CONDITIONS	23deg. C, 70%RH	INPUT POWER	AC 120V/60HZ
TESTED BY	Jace Hu		
ANTENNA POLARITY & TEST DISTANCE: HORIZONTAL AT 3 M			

	Freq	Level	Read Level	Limit Line	Over Limit	Factor	Remark	Pol/Phase
	MHz	dBm/m	dBm	dBm/m	dB	dB/m		
1	3482.000	-51.06	-59.61	-13.00	-38.06	8.55	Peak	Horizontal
2 PP	5235.000	-47.94	-59.35	-13.00	-34.94	11.41	Peak	Horizontal

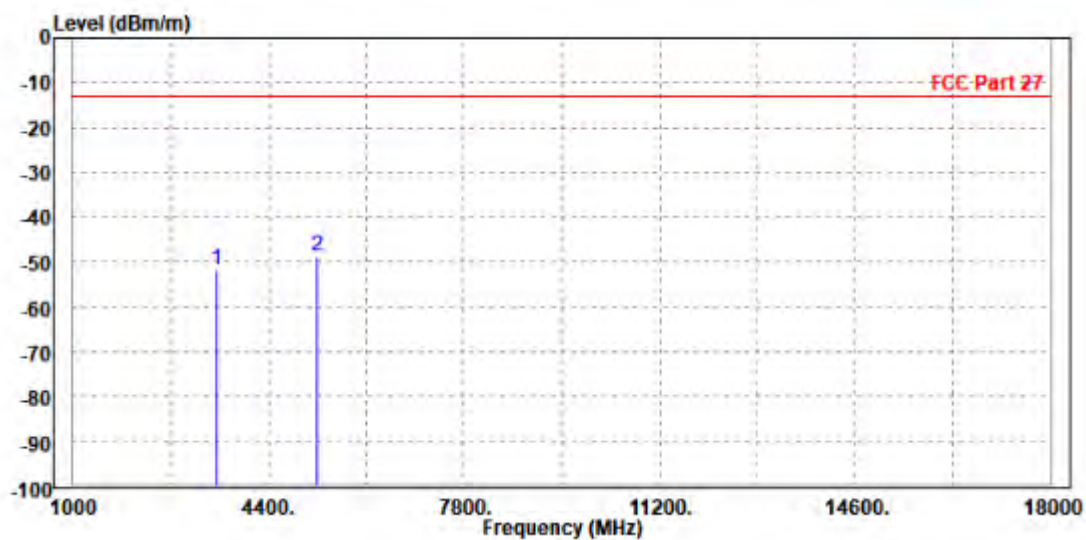




Test Report No.: W7L-240618W001RF12

MODE	TX channel 349000	FREQUENCY RANGE	Above 1000MHz
ENVIRONMENTAL CONDITIONS	23deg. C, 70%RH	INPUT POWER	AC 120V/60HZ
TESTED BY	Jace Hu		
ANTENNA POLARITY & TEST DISTANCE: VERTICAL AT 3 M			

	Freq	Level	Read Level	Limit Line	Over Limit	Factor	Remark	Pol/Phase
	MHz	dBm/m	dBm	dBm/m	dB	dB/m		
1	3490.000	-51.71	-60.35	-13.00	-38.71	8.64	Peak	Vertical
2	PP 5233.000	-48.65	-60.47	-13.00	-35.65	11.82	Peak	Vertical





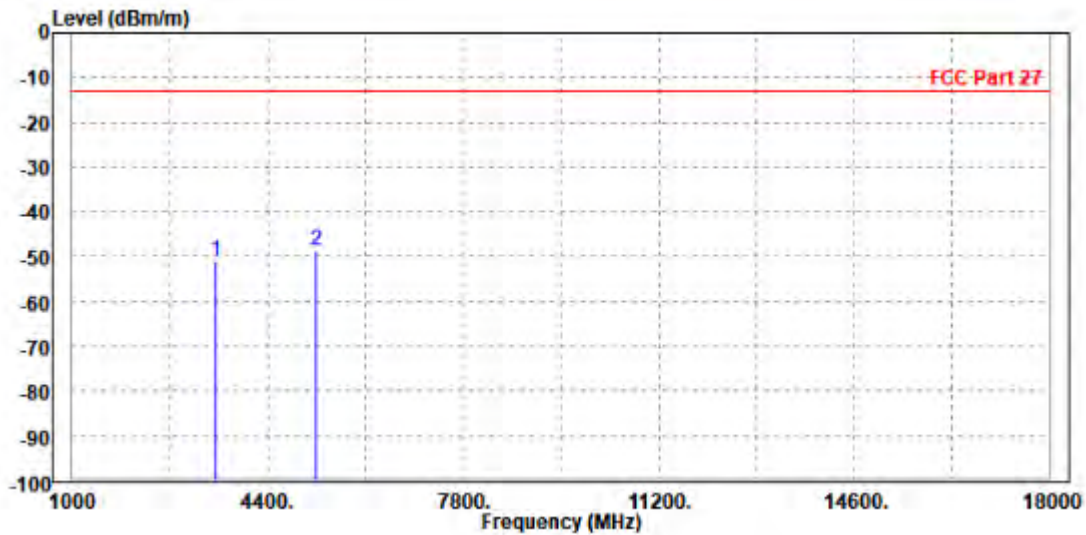
**BUREAU
VERITAS**

Test Report No.: W7L-240618W001RF12

CHANNEL BANDWIDTH: 30MHz / QPSK

MODE	TX channel 349000	FREQUENCY RANGE	Above 1000MHz
ENVIRONMENTAL CONDITIONS	23deg. C, 70%RH	INPUT POWER	AC 120V/60HZ
TESTED BY	Jace Hu		
ANTENNA POLARITY & TEST DISTANCE: HORIZONTAL AT 3 M			

	Freq	Level	Read Level	Limit Line	Over Limit	Factor	Remark	Pol/Phase
	MHz	dBm/m	dBm	dBm/m	dB	dB/m		
1	3490.000	-51.01	-59.56	-13.00	-38.01	8.55	Peak	Horizontal
2 PP	5233.000	-48.64	-60.04	-13.00	-35.64	11.40	Peak	Horizontal

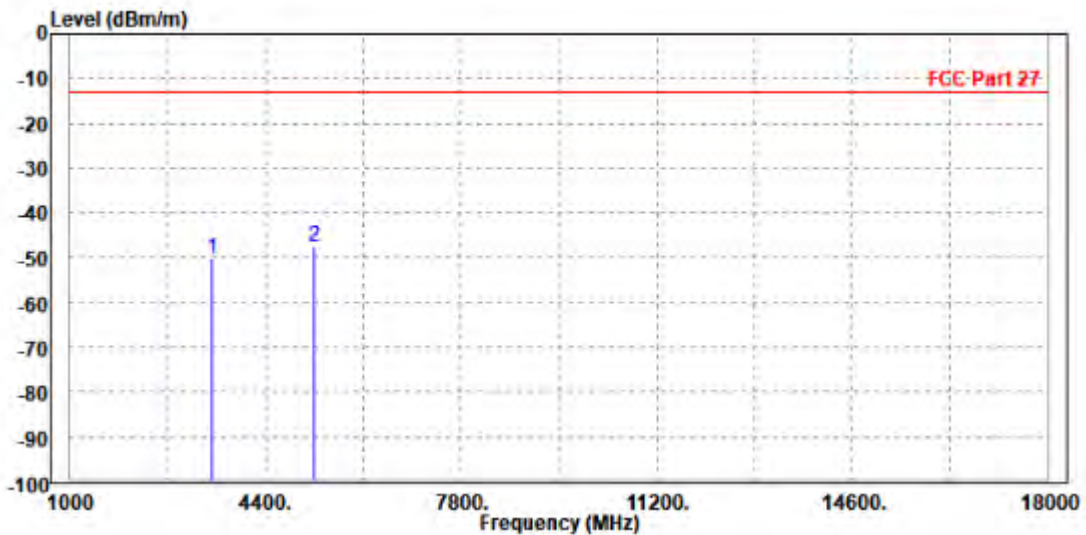




Test Report No.: W7L-240618W001RF12

MODE	TX channel 349000	FREQUENCY RANGE	Above 1000MHz
ENVIRONMENTAL CONDITIONS	23deg. C, 70%RH	INPUT POWER	AC 120V/60HZ
TESTED BY	Jace Hu		
ANTENNA POLARITY & TEST DISTANCE: VERTICAL AT 3 M			

	Freq	Level	Read Level	Limit Line	Over Limit	Factor	Remark	Pol/Phase
	MHz	dBm/m	dBm	dBm/m	dB	dB/m		
1	3482.000	-50.19	-58.84	-13.00	-37.19	8.65	Peak	Vertical
2 PP	5235.000	-47.36	-59.19	-13.00	-34.36	11.83	Peak	Vertical





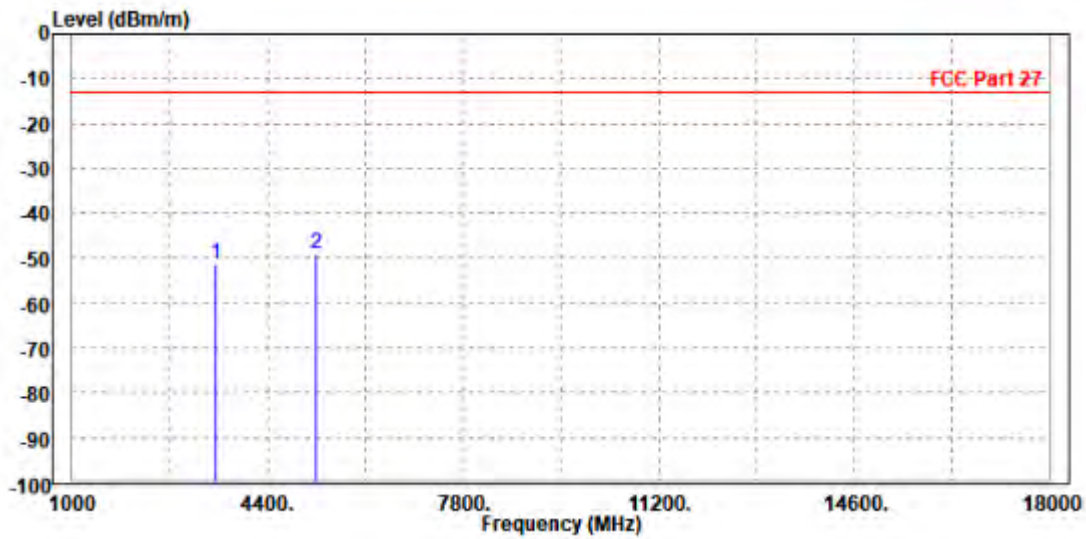
BUREAU VERITAS

Test Report No.: W7L-240618W001RF12

CHANNEL BANDWIDTH: 40MHz / QPSK

MODE	TX channel 349000	FREQUENCY RANGE	Above 1000MHz
ENVIRONMENTAL CONDITIONS	23deg. C, 70%RH	INPUT POWER	AC 120V/60HZ
TESTED BY	Jace Hu		
ANTENNA POLARITY & TEST DISTANCE: HORIZONTAL AT 3 M			

	Freq	Level	Read Level	Limit Line	Over Limit	Factor	Remark	Pol/Phase
	MHz	dBm/m	dBm	dBm/m	dB	dB/m		
1	3490.000	-51.42	-59.97	-13.00	-38.42	8.55	Peak	Horizontal
2 PP	5233.000	-48.99	-60.39	-13.00	-35.99	11.40	Peak	Horizontal

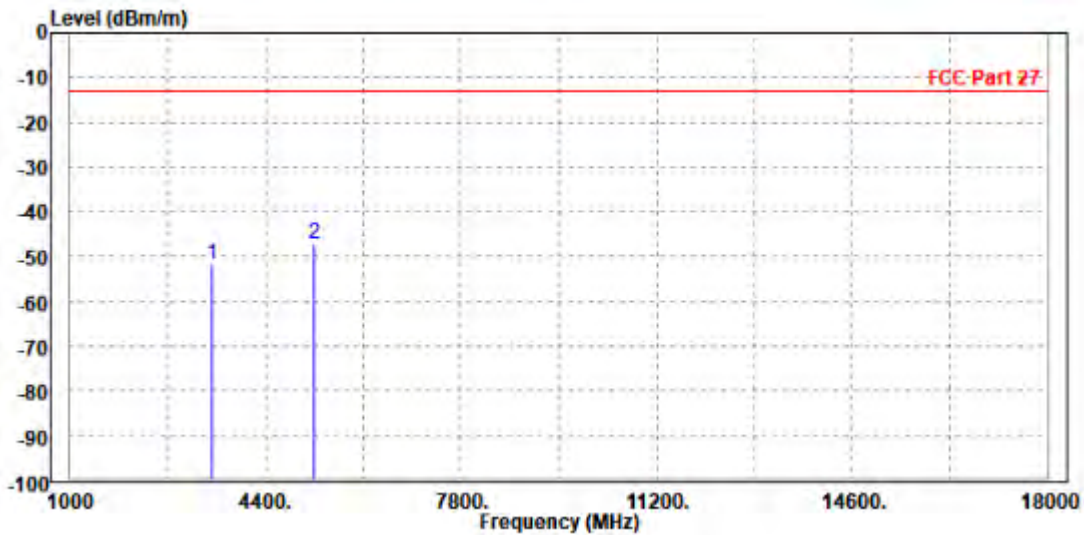




Test Report No.: W7L-240618W001RF12

MODE	TX channel 349000	FREQUENCY RANGE	Above 1000MHz
ENVIRONMENTAL CONDITIONS	23deg. C, 70%RH	INPUT POWER	AC 120V/60HZ
TESTED BY	Jace Hu		
ANTENNA POLARITY & TEST DISTANCE: VERTICAL AT 3 M			

	Freq	Level	Read Level	Limit Line	Over Limit	Factor	Remark	Pol/Phase
	MHz	dBm/m	dBm	dBm/m	dB	dB/m		
1	3482.000	-51.52	-60.17	-13.00	-38.52	8.65	Peak	Vertical
2 PP	5235.000	-46.99	-58.82	-13.00	-33.99	11.83	Peak	Vertical





Test Report No.: W7L-240618W001RF12

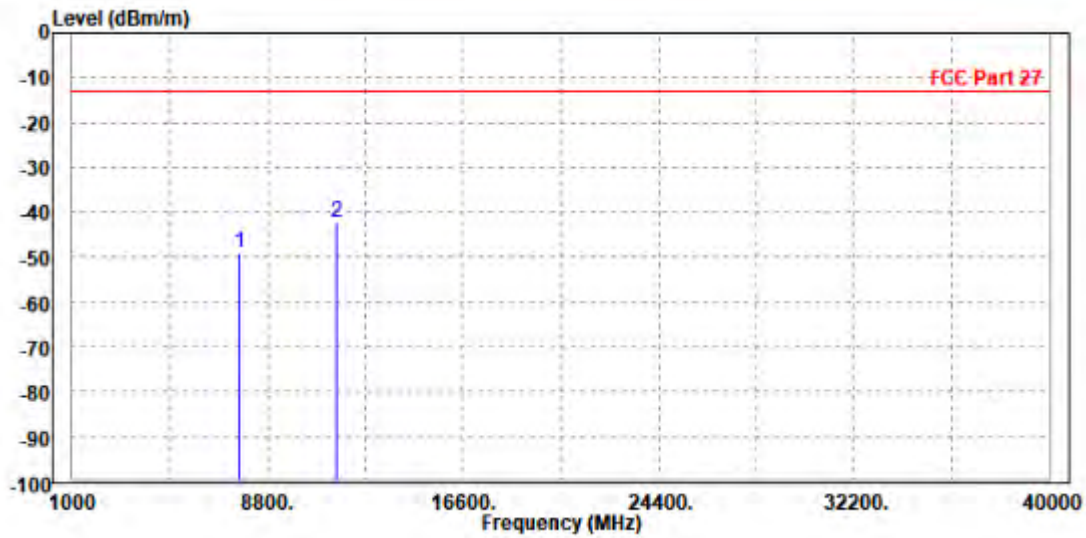
N77 (Part 270) (Ant3) (UP)-HPUE:

Note: For frequency above 27GHz, the emission was tested 20db below the limit so the data not recorded in the sheet.

CHANNEL BANDWIDTH: 10MHz / QPSK(15K)

MODE	TX channel 656000	FREQUENCY RANGE	Above 1000MHz
ENVIRONMENTAL CONDITIONS	23deg. C, 70%RH	INPUT POWER	AC 120V/60HZ
TESTED BY	Jace Hu		
ANTENNA POLARITY & TEST DISTANCE: HORIZONTAL AT 3 M			

	Freq	Level	Read Level	Limit Line	Over Limit	Factor	Remark	Pol/Phase
	MHz	dBm/m	dBm	dBm/m	dB	dB/m		
1	7669.000	-48.96	-63.59	-13.00	-35.96	14.63	Peak	Horizontal
2	PP11520.000	-42.03	-62.87	-13.00	-29.03	20.84	Peak	Horizontal

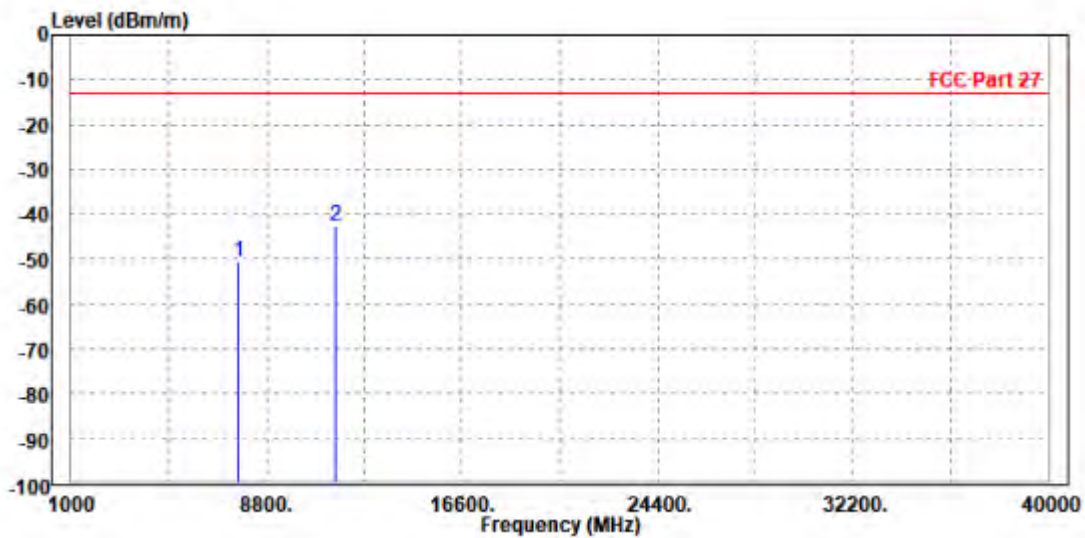




Test Report No.: W7L-240618W001RF12

MODE	TX channel 656000	FREQUENCY RANGE	Above 1000MHz
ENVIRONMENTAL CONDITIONS	23deg. C, 70%RH	INPUT POWER	AC 120V/60HZ
TESTED BY	Jace Hu		
ANTENNA POLARITY & TEST DISTANCE: VERTICAL AT 3 M			

	Freq	Level	Read Level	Limit Line	Over Limit	Factor	Remark	Pol/Phase
	MHz	dBm/m	dBm	dBm/m	dB	dB/m		
1	7680.000	-50.53	-64.33	-13.00	-37.53	13.80	Peak	Vertical
2	PP11530.000	-42.46	-62.16	-13.00	-29.46	19.70	Peak	Vertical





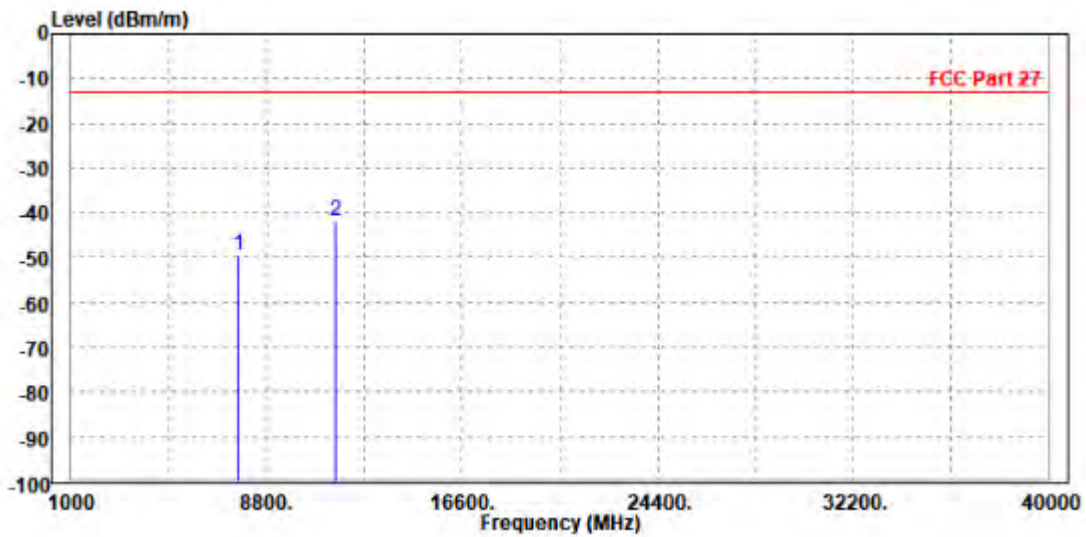
**BUREAU
VERITAS**

Test Report No.: W7L-240618W001RF12

CHANNEL BANDWIDTH: 10MHz / QPSK(15K)

MODE	TX channel 656000	FREQUENCY RANGE	Above 1000MHz
ENVIRONMENTAL CONDITIONS	23deg. C, 70%RH	INPUT POWER	AC 120V/60HZ
TESTED BY	Jace Hu		
ANTENNA POLARITY & TEST DISTANCE: HORIZONTAL AT 3 M			

	Freq	Level	Read Level	Limit Line	Over Limit	Factor	Remark	Pol/Phase
	MHz	dBm/m	dBm	dBm/m	dB	dB/m		
1	7680.000	-49.45	-64.10	-13.00	-36.45	14.65	Peak	Horizontal
2	PP11530.000	-41.90	-62.87	-13.00	-28.90	20.97	Peak	Horizontal

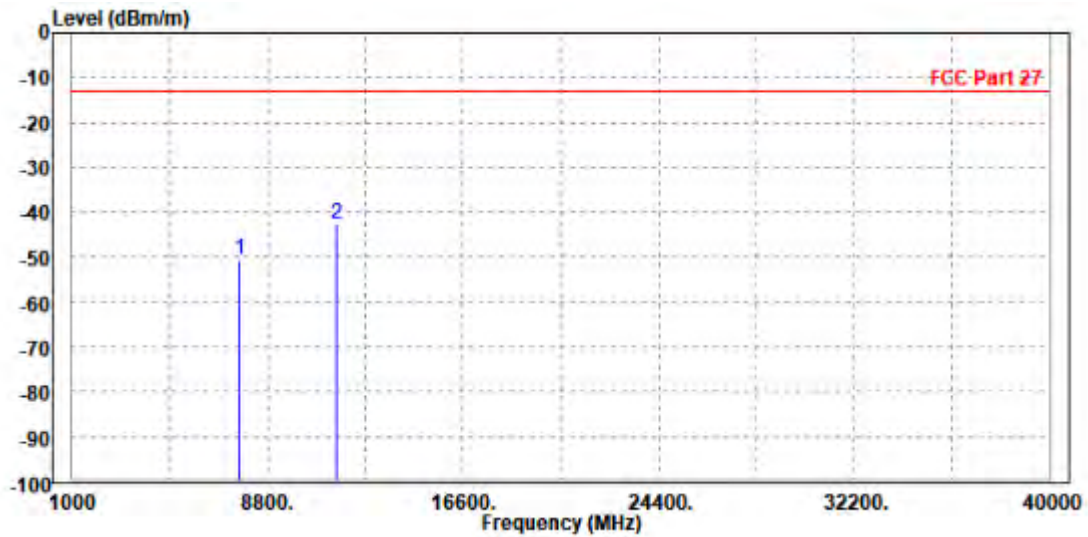




Test Report No.: W7L-240618W001RF12

MODE	TX channel 656000	FREQUENCY RANGE	Above 1000MHz
ENVIRONMENTAL CONDITIONS	23deg. C, 70%RH	INPUT POWER	AC 120V/60HZ
TESTED BY	Jace Hu		
ANTENNA POLARITY & TEST DISTANCE: VERTICAL AT 3 M			

	Freq	Level	Read Level	Limit Line	Over Limit	Factor	Remark	Pol/Phase
	MHz	dBm/m	dBm	dBm/m	dB	dB/m		
1	7669.000	-50.72	-64.47	-13.00	-37.72	13.75	Peak	Vertical
2	PP11520.000	-42.54	-62.11	-13.00	-29.54	19.57	Peak	Vertical



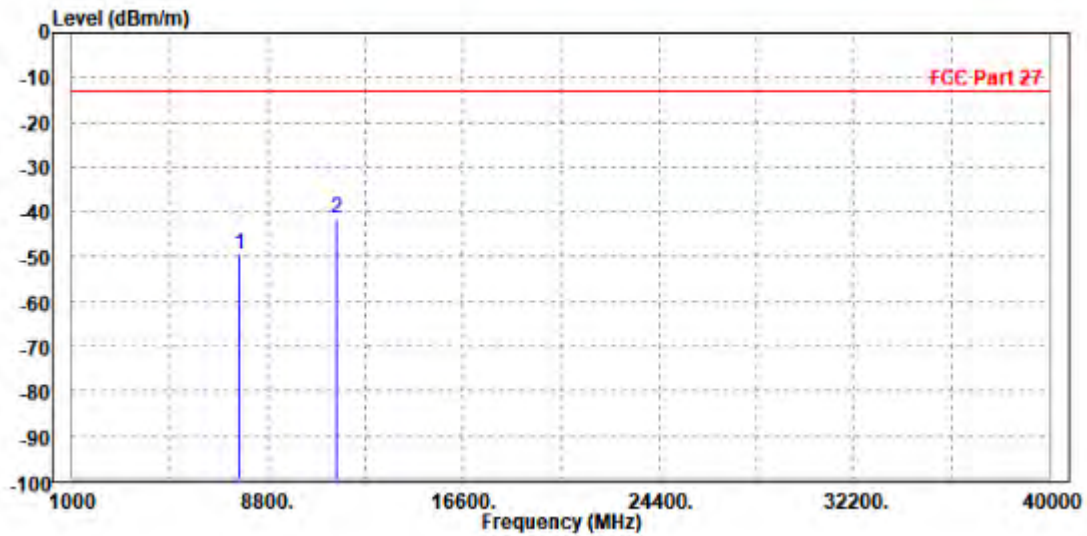


Test Report No.: W7L-240618W001RF12

CHANNEL BANDWIDTH: 20MHz / QPSK(15K)

MODE	TX channel 656000	FREQUENCY RANGE	Above 1000MHz
ENVIRONMENTAL CONDITIONS	23deg. C, 70%RH	INPUT POWER	AC 120V/60HZ
TESTED BY	Jace Hu		
ANTENNA POLARITY & TEST DISTANCE: HORIZONTAL AT 3 M			

	Freq	Level	Read Level	Limit Line	Over Limit	Factor	Remark	Pol/Phase
	MHz	dBm/m	dBm	dBm/m	dB	dB/m		
1	7669.000	-49.59	-64.22	-13.00	-36.59	14.63	Peak	Horizontal
2	PP11520.000	-41.43	-62.27	-13.00	-28.43	20.84	Peak	Horizontal

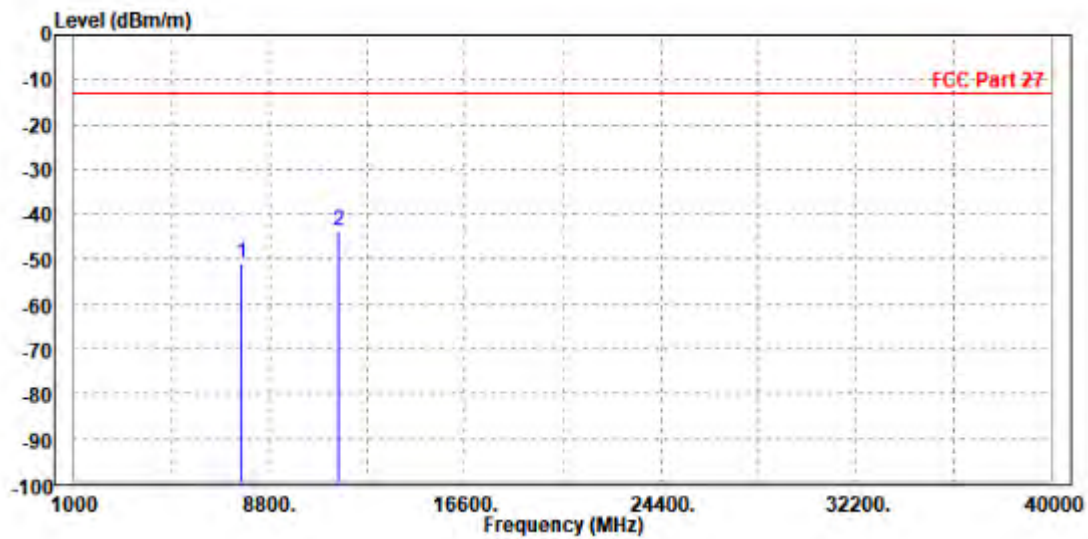




Test Report No.: W7L-240618W001RF12

MODE	TX channel 656000	FREQUENCY RANGE	Above 1000MHz
ENVIRONMENTAL CONDITIONS	23deg. C, 70%RH	INPUT POWER	AC 120V/60HZ
TESTED BY	Jace Hu		
ANTENNA POLARITY & TEST DISTANCE: VERTICAL AT 3 M			

	Freq	Level	Read Level	Limit Line	Over Limit	Factor	Remark	Pol/Phase
	MHz	dBm/m	dBm	dBm/m	dB	dB/m		
1	7680.000	-50.97	-64.77	-13.00	-37.97	13.80	Peak	Vertical
2	PP11530.000	-43.58	-63.28	-13.00	-30.58	19.70	Peak	Vertical



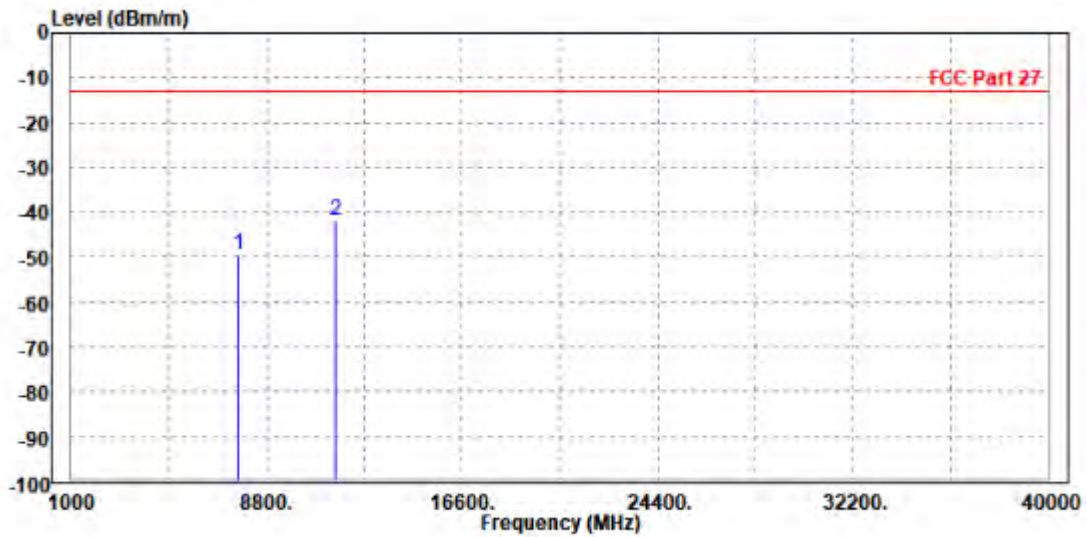


Test Report No.: W7L-240618W001RF12

CHANNEL BANDWIDTH: 40MHz / QPSK(15K)

MODE	TX channel 656000	FREQUENCY RANGE	Above 1000MHz
ENVIRONMENTAL CONDITIONS	23deg. C, 70%RH	INPUT POWER	AC 120V/60HZ
TESTED BY	Jace Hu		
ANTENNA POLARITY & TEST DISTANCE: HORIZONTAL AT 3 M			

	Freq	Level	Read Level	Limit Line	Over Limit	Factor	Remark	Pol/Phase
	MHz	dBm/m	dBm	dBm/m	dB	dB/m		
1	7680.000	-49.56	-64.21	-13.00	-36.56	14.65	Peak	Horizontal
2	PP11530.000	-41.80	-62.77	-13.00	-28.80	20.97	Peak	Horizontal

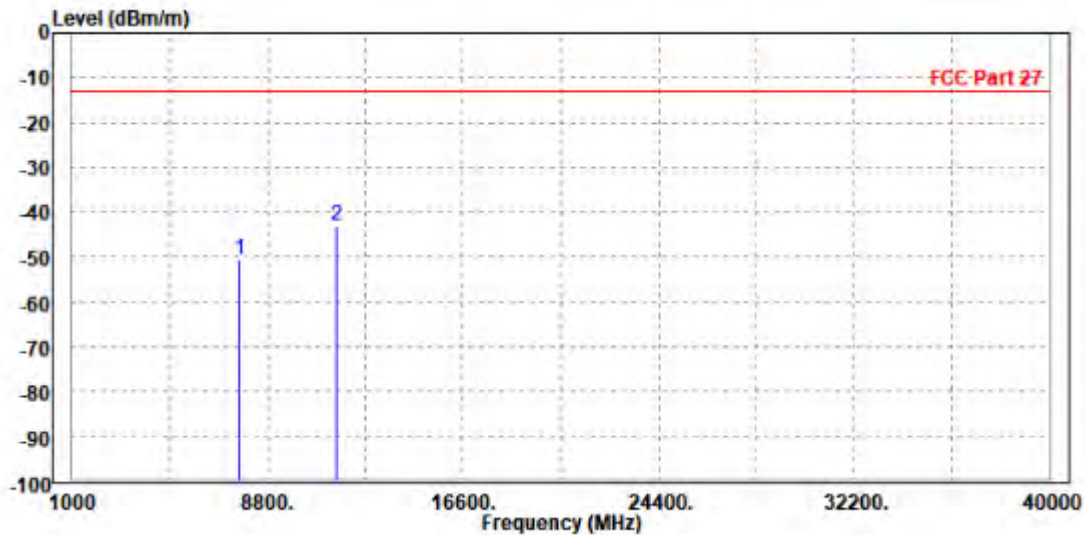




Test Report No.: W7L-240618W001RF12

MODE	TX channel 656000	FREQUENCY RANGE	Above 1000MHz
ENVIRONMENTAL CONDITIONS	23deg. C, 70%RH	INPUT POWER	AC 120V/60HZ
TESTED BY	Jace Hu		
ANTENNA POLARITY & TEST DISTANCE: VERTICAL AT 3 M			

	Freq	Level	Read Level	Limit Line	Over Limit	Factor	Remark	Pol/Phase
	MHz	dBm/m	dBm	dBm/m	dB	dB/m		
1	7669.000	-50.58	-64.33	-13.00	-37.58	13.75	Peak	Vertical
2	PP11520.000	-42.90	-62.47	-13.00	-29.90	19.57	Peak	Vertical



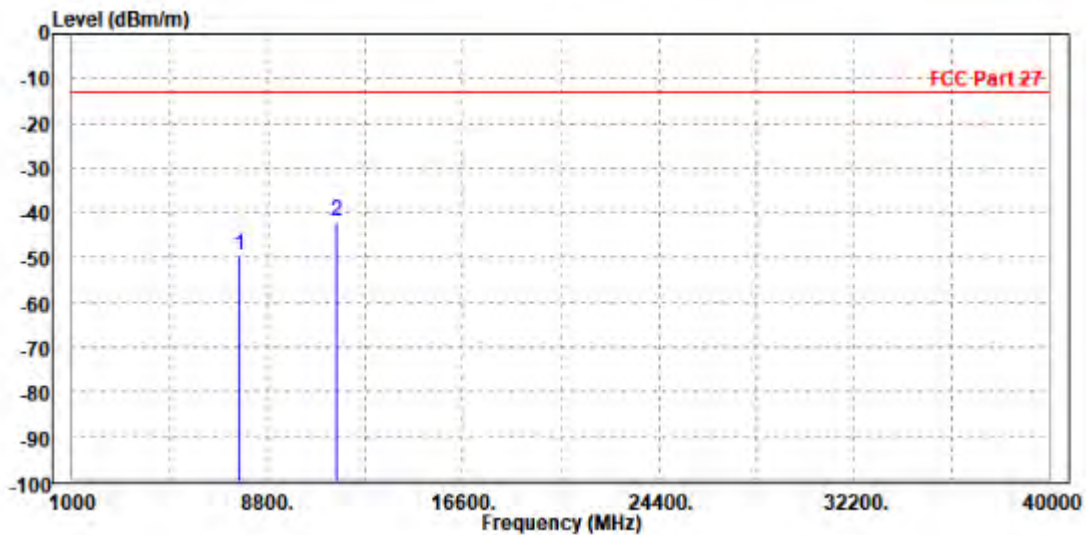


Test Report No.: W7L-240618W001RF12

CHANNEL BANDWIDTH: 50MHz / QPSK(15K)

MODE	TX channel 656000	FREQUENCY RANGE	Above 1000MHz
ENVIRONMENTAL CONDITIONS	23deg. C, 70%RH	INPUT POWER	AC 120V/60HZ
TESTED BY	Jace Hu		
ANTENNA POLARITY & TEST DISTANCE: HORIZONTAL AT 3 M			

	Freq	Level	Read Level	Limit Line	Over Limit	Factor	Remark	Pol/Phase
	MHz	dBm/m	dBm	dBm/m	dB	dB/m		
1	7669.000	-49.50	-64.13	-13.00	-36.50	14.63	Peak	Horizontal
2	PP11520.000	-41.80	-62.64	-13.00	-28.80	20.84	Peak	Horizontal

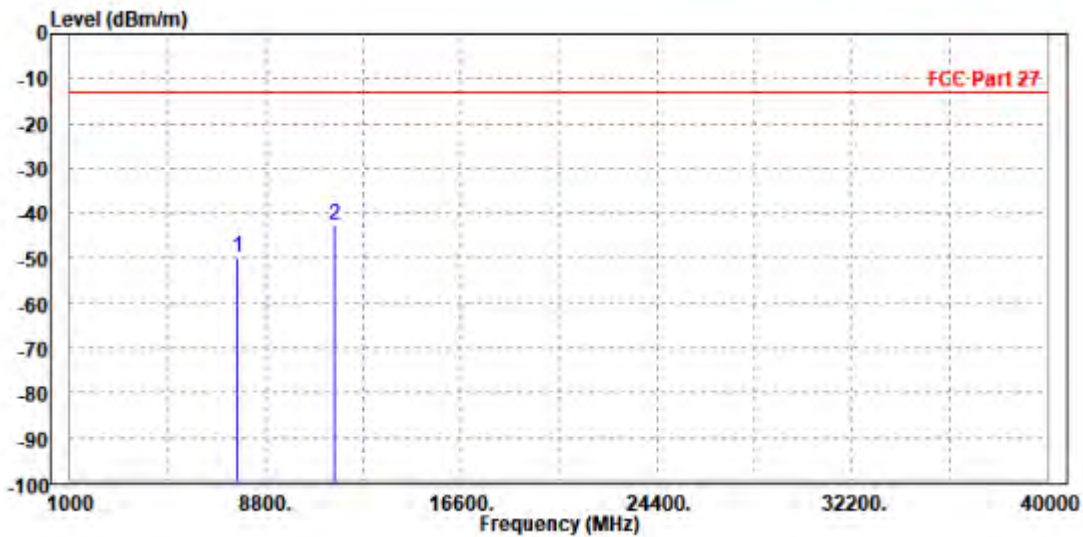




Test Report No.: W7L-240618W001RF12

MODE	TX channel 656000	FREQUENCY RANGE	Above 1000MHz
ENVIRONMENTAL CONDITIONS	23deg. C, 70%RH	INPUT POWER	AC 120V/60HZ
TESTED BY	Jace Hu		
ANTENNA POLARITY & TEST DISTANCE: VERTICAL AT 3 M			

	Freq	Level	Read Level	Limit Line	Over Limit	Factor	Remark	Pol/Phase
	MHz	dBm/m	dBm	dBm/m	dB	dB/m		
1	7680.000	-49.81	-63.61	-13.00	-36.81	13.80	Peak	Vertical
2	PP11530.000	-42.77	-62.47	-13.00	-29.77	19.70	Peak	Vertical



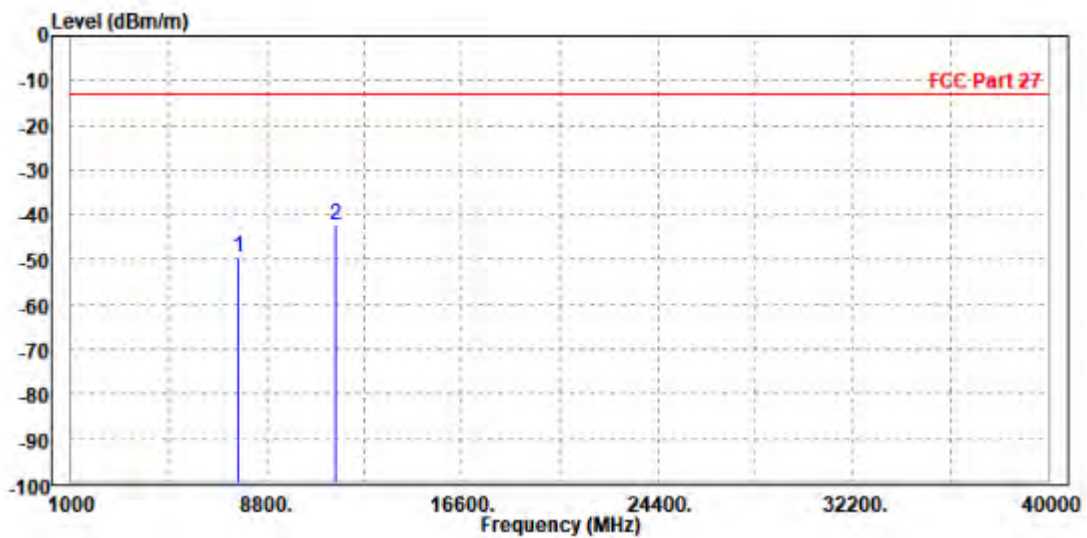


Test Report No.: W7L-240618W001RF12

CHANNEL BANDWIDTH: 60MHz / QPSK(30K)

MODE	TX channel 656000	FREQUENCY RANGE	Above 1000MHz
ENVIRONMENTAL CONDITIONS	23deg. C, 70%RH	INPUT POWER	AC 120V/60HZ
TESTED BY	Jace Hu		
ANTENNA POLARITY & TEST DISTANCE: HORIZONTAL AT 3 M			

	Freq	Level	Read Level	Limit Line	Over Limit	Factor	Remark	Pol/Phase
	MHz	dBm/m	dBm	dBm/m	dB	dB/m		
1	7669.000	-49.45	-64.08	-13.00	-36.45	14.63	Peak	Horizontal
2	PP11520.000	-42.06	-62.90	-13.00	-29.06	20.84	Peak	Horizontal

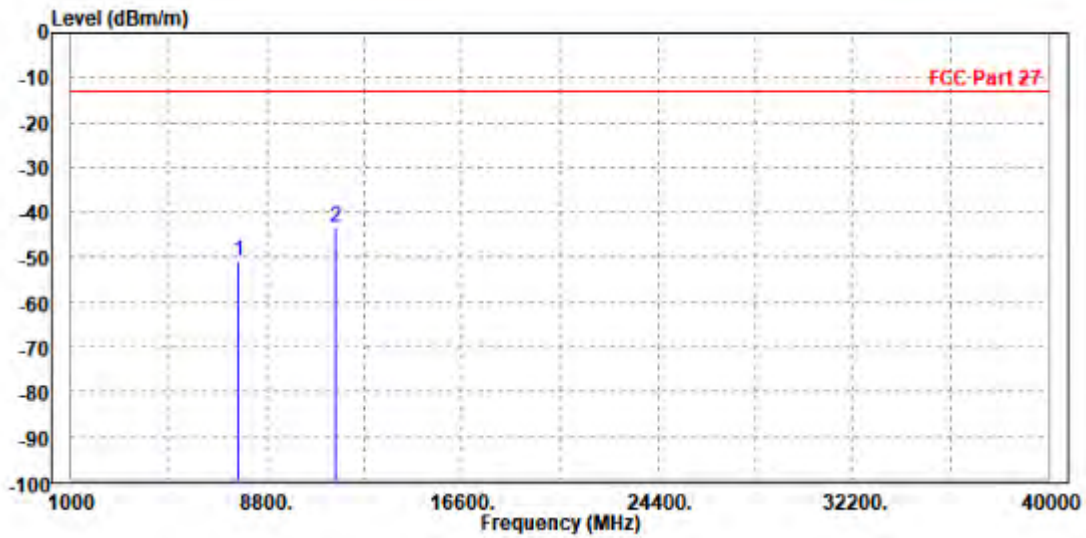




Test Report No.: W7L-240618W001RF12

MODE	TX channel 656000	FREQUENCY RANGE	Above 1000MHz
ENVIRONMENTAL CONDITIONS	23deg. C, 70%RH	INPUT POWER	AC 120V/60HZ
TESTED BY	Jace Hu		
ANTENNA POLARITY & TEST DISTANCE: VERTICAL AT 3 M			

	Freq	Level	Read Level	Limit Line	Over Limit	Factor	Remark	Pol/Phase
	MHz	dBm/m	dBm	dBm/m	dB	dB/m		
1	7669.000	-51.00	-64.75	-13.00	-38.00	13.75	Peak	Vertical
2	PP11520.000	-43.39	-62.96	-13.00	-30.39	19.57	Peak	Vertical





BUREAU VERITAS

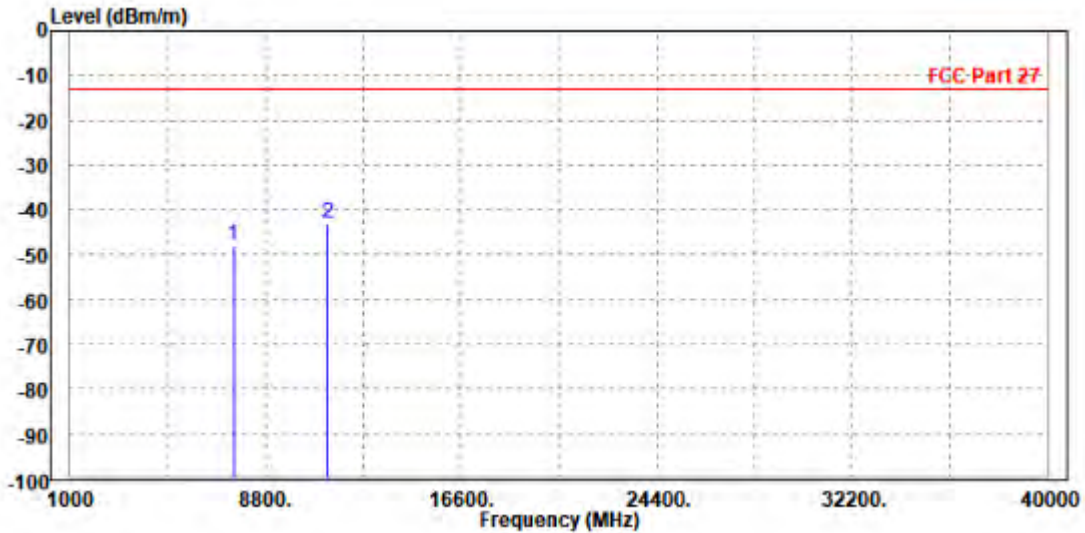
Test Report No.: W7L-240618W001RF12

CHANNEL BANDWIDTH: 70MHz / QPSK(30K)

CH650000

MODE	TX channel 650000	FREQUENCY RANGE	Above 1000MHz
ENVIRONMENTAL CONDITIONS	23deg. C, 70%RH	INPUT POWER	AC 120V/60HZ
TESTED BY	Jace Hu		
ANTENNA POLARITY & TEST DISTANCE: HORIZONTAL AT 3 M			

	Freq	Level	Read Level	Limit Line	Over Limit	Factor	Remark	Pol/Phase
	MHz	dBm/m	dBm	dBm/m	dB	dB/m		
1	7513.000	-48.02	-62.38	-13.00	-35.02	14.36	Peak	Horizontal
2	PP11250.000	-43.12	-63.59	-13.00	-30.12	20.47	Peak	Horizontal

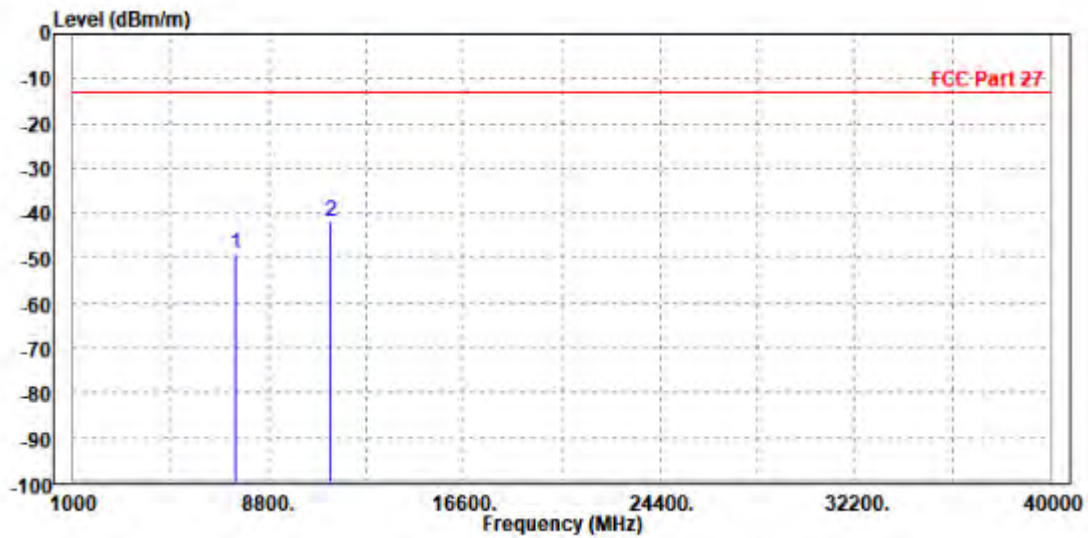




Test Report No.: W7L-240618W001RF12

MODE	TX channel 650000	FREQUENCY RANGE	Above 1000MHz
ENVIRONMENTAL CONDITIONS	23deg. C, 70%RH	INPUT POWER	AC 120V/60HZ
TESTED BY	Jace Hu		
ANTENNA POLARITY & TEST DISTANCE: VERTICAL AT 3 M			

	Freq	Level	Read Level	Limit Line	Over Limit	Factor	Remark	Pol/Phase
	MHz	dBm/m	dBm	dBm/m	dB	dB/m		
1	7500.000	-48.96	-61.98	-13.00	-35.96	13.02	Peak	Vertical
2	PP11257.000	-41.91	-61.80	-13.00	-28.91	19.89	Peak	Vertical



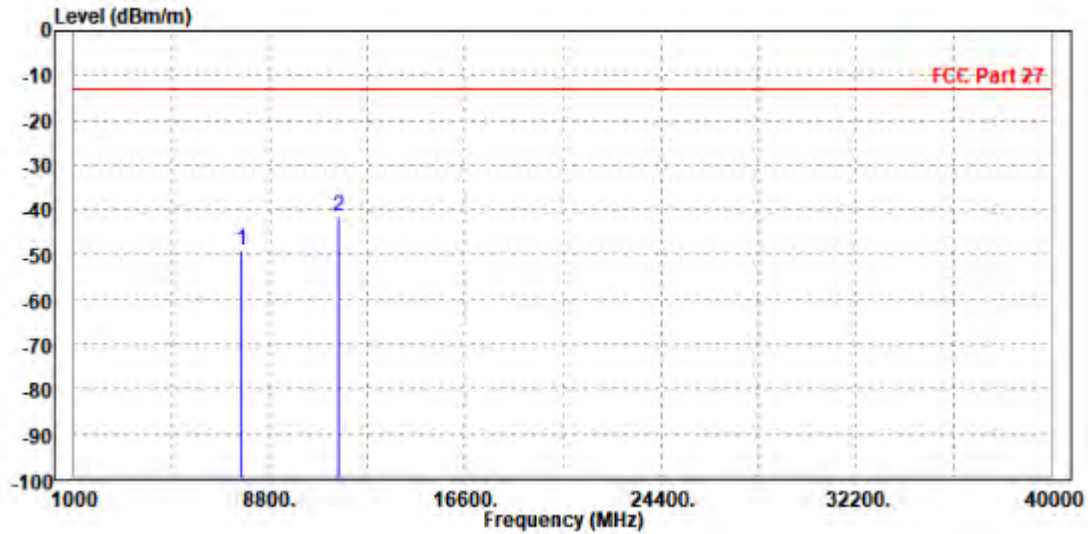


Test Report No.: W7L-240618W001RF12

CH656000

MODE	TX channel 656000	FREQUENCY RANGE	Above 1000MHz
ENVIRONMENTAL CONDITIONS	23deg. C, 70%RH	INPUT POWER	AC 120V/60HZ
TESTED BY	Jace Hu		
ANTENNA POLARITY & TEST DISTANCE: HORIZONTAL AT 3 M			

	Freq	Level	Read Level	Limit Line	Over Limit	Factor	Remark	Pol/Phase
	MHz	dBm/m	dBm	dBm/m	dB	dB/m		
1	7680.000	-49.17	-63.82	-13.00	-36.17	14.65	Peak	Horizontal
2	PP11530.000	-41.40	-62.37	-13.00	-28.40	20.97	Peak	Horizontal

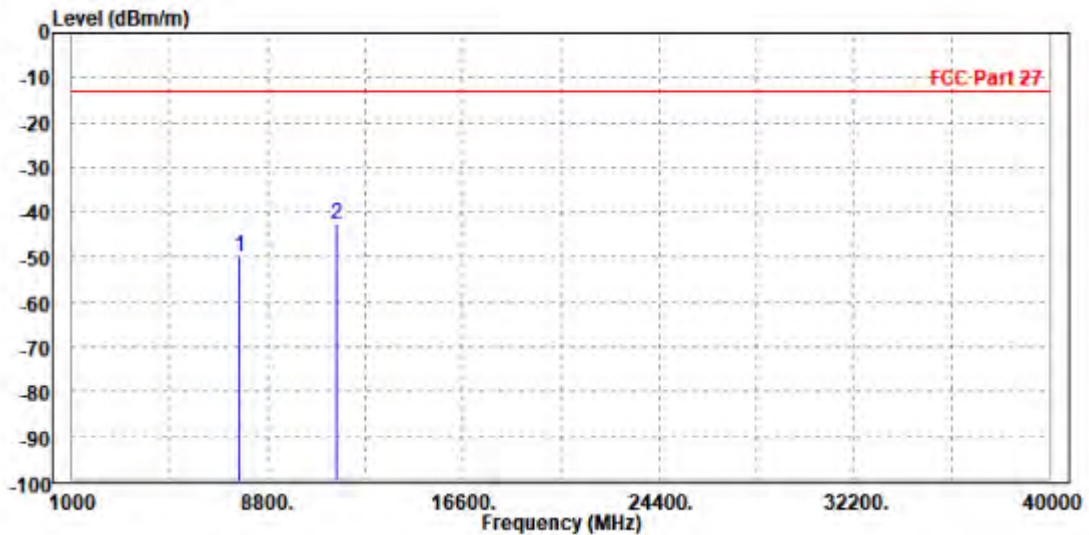




Test Report No.: W7L-240618W001RF12

MODE	TX channel 656000	FREQUENCY RANGE	Above 1000MHz
ENVIRONMENTAL CONDITIONS	23deg. C, 70%RH	INPUT POWER	AC 120V/60HZ
TESTED BY	Jace Hu		
ANTENNA POLARITY & TEST DISTANCE: VERTICAL AT 3 M			

	Freq	Level	Read Level	Limit Line	Over Limit	Factor	Remark	Pol/Phase
	MHz	dBm/m	dBm	dBm/m	dB	dB/m		
1	7669.000	-49.68	-63.43	-13.00	-36.68	13.75	Peak	Vertical
2	PP11520.000	-42.67	-62.24	-13.00	-29.67	19.57	Peak	Vertical





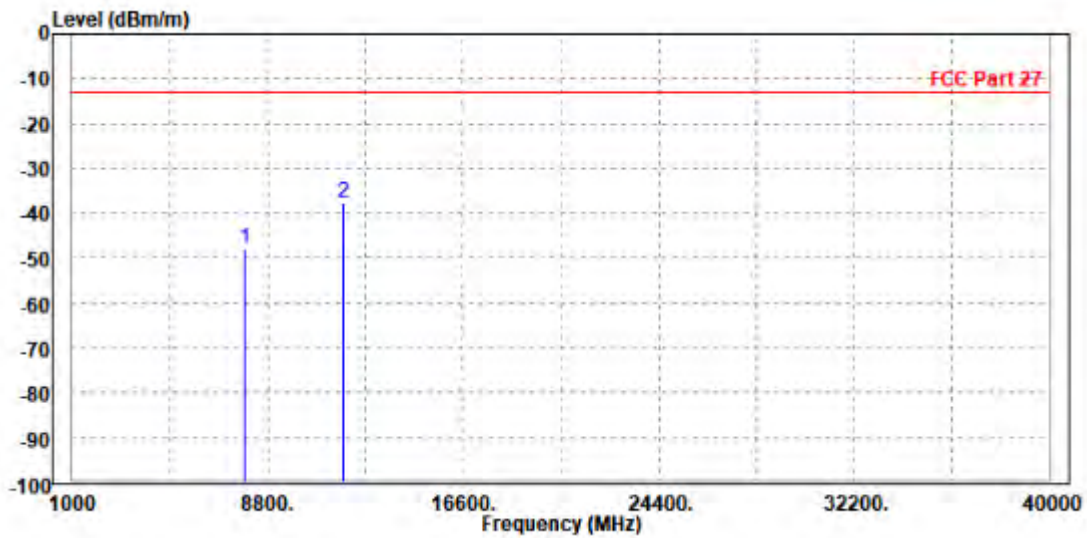
BUREAU
VERITAS

Test Report No.: W7L-240618W001RF12

CH634332

MODE	TX channel 634332	FREQUENCY RANGE	Above 1000MHz
ENVIRONMENTAL CONDITIONS	23deg. C, 70%RH	INPUT POWER	AC 120V/60HZ
TESTED BY	Jace Hu		
ANTENNA POLARITY & TEST DISTANCE: HORIZONTAL AT 3 M			

	Freq	Level	Read Level	Limit Line	Over Limit	Factor	Remark	Pol/Phase
	MHz	dBm/m	dBm	dBm/m	dB	dB/m		
1	7860.000	-47.75	-62.71	-13.00	-34.75	14.96	Peak	Horizontal
2	PP11803.000	-37.63	-62.16	-13.00	-24.63	24.53	Peak	Horizontal

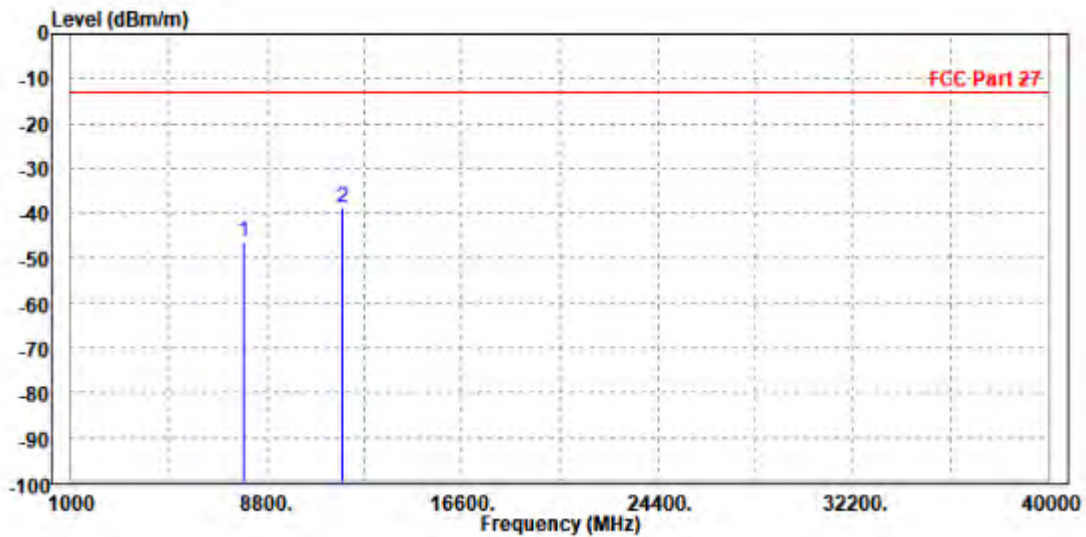




Test Report No.: W7L-240618W001RF12

MODE	TX channel 634332	FREQUENCY RANGE	Above 1000MHz
ENVIRONMENTAL CONDITIONS	23deg. C, 70%RH	INPUT POWER	AC 120V/60HZ
TESTED BY	Jace Hu		
ANTENNA POLARITY & TEST DISTANCE: VERTICAL AT 3 M			

	Freq	Level	Read Level	Limit Line	Over Limit	Factor	Remark	Pol/Phase
	MHz	dBm/m	dBm	dBm/m	dB	dB/m		
1	7864.000	-46.39	-60.99	-13.00	-33.39	14.60	Peak	Vertical
2	PP11790.000	-38.93	-62.04	-13.00	-25.93	23.11	Peak	Vertical



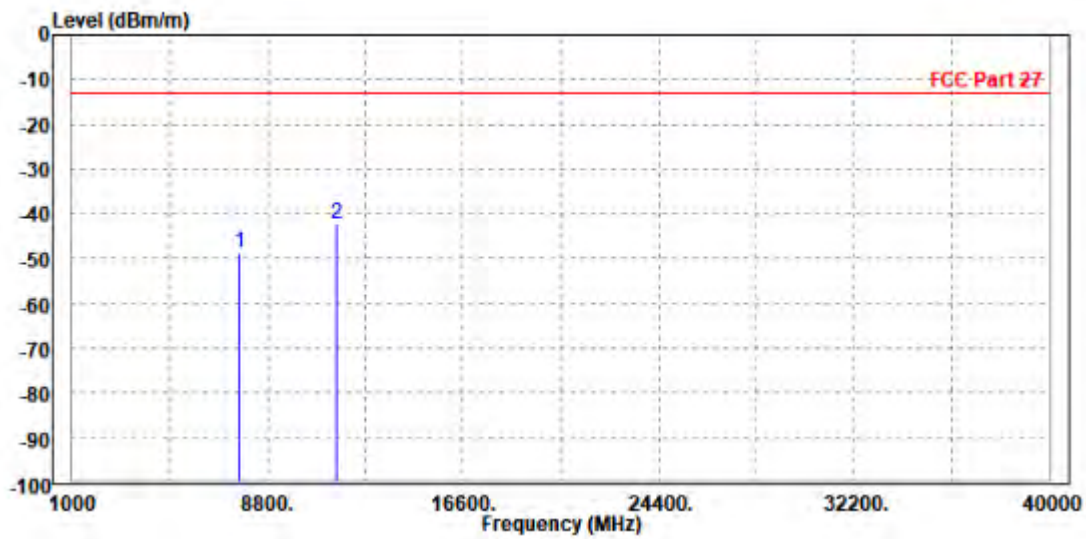


Test Report No.: W7L-240618W001RF12

CHANNEL BANDWIDTH: 80MHz / QPSK(30K)

MODE	TX channel 656000	FREQUENCY RANGE	Above 1000MHz
ENVIRONMENTAL CONDITIONS	23deg. C, 70%RH	INPUT POWER	AC 120V/60HZ
TESTED BY	Jace Hu		
ANTENNA POLARITY & TEST DISTANCE: HORIZONTAL AT 3 M			

	Freq	Level	Read Level	Limit Line	Over Limit	Factor	Remark	Pol/Phase
	MHz	dBm/m	dBm	dBm/m	dB	dB/m		
1	7669.000	-48.50	-63.13	-13.00	-35.50	14.63	Peak	Horizontal
2	PP11520.000	-42.30	-63.14	-13.00	-29.30	20.84	Peak	Horizontal

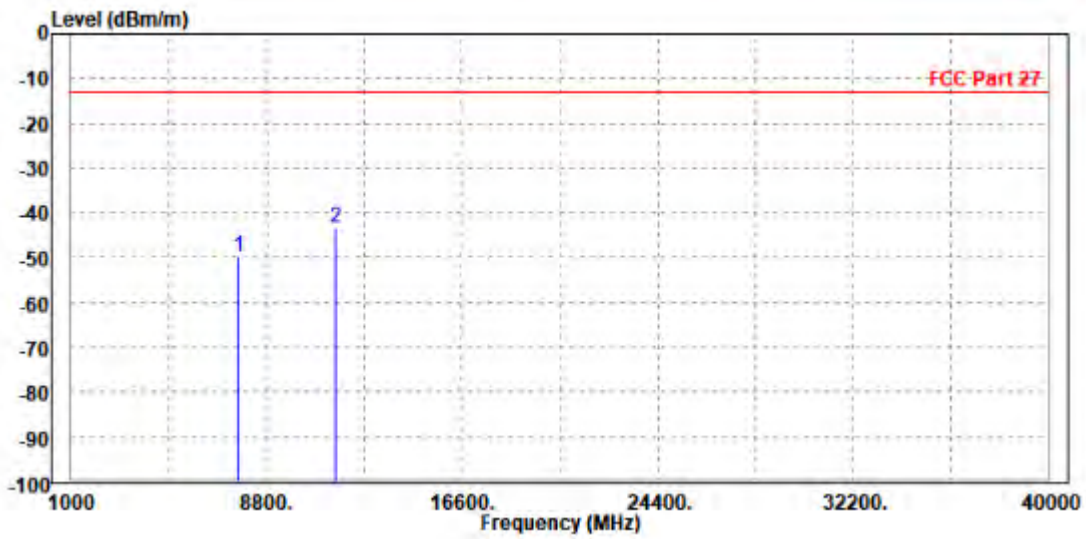




Test Report No.: W7L-240618W001RF12

MODE	TX channel 656000	FREQUENCY RANGE	Above 1000MHz
ENVIRONMENTAL CONDITIONS	23deg. C, 70%RH	INPUT POWER	AC 120V/60HZ
TESTED BY	Jace Hu		
ANTENNA POLARITY & TEST DISTANCE: VERTICAL AT 3 M			

	Freq	Level	Read Level	Limit Line	Over Limit	Factor	Remark	Pol/Phase
	MHz	dBm/m	dBm	dBm/m	dB	dB/m		
1	7680.000	-49.97	-63.77	-13.00	-36.97	13.80	Peak	Vertical
2	PP11530.000	-43.22	-62.92	-13.00	-30.22	19.70	Peak	Vertical



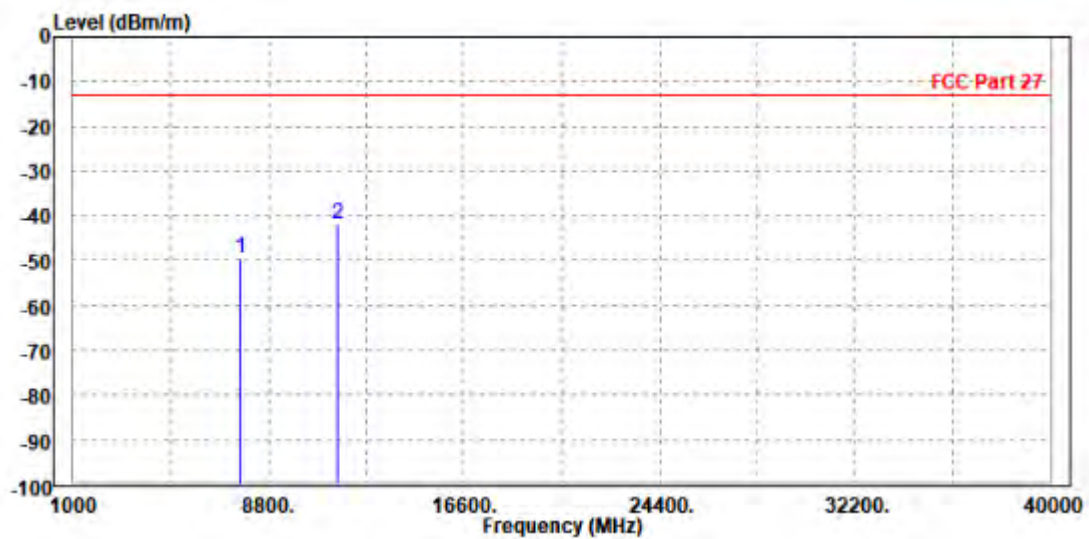


Test Report No.: W7L-240618W001RF12

CHANNEL BANDWIDTH: 90MHz / QPSK(30K)

MODE	TX channel 656000	FREQUENCY RANGE	Above 1000MHz
ENVIRONMENTAL CONDITIONS	23deg. C, 70%RH	INPUT POWER	AC 120V/60HZ
TESTED BY	Jace Hu		
ANTENNA POLARITY & TEST DISTANCE: HORIZONTAL AT 3 M			

	Freq	Level	Read Level	Limit	Over-Limit	Factor	Remark	Pol/Phase
	MHz	dBm/m	dBm	dBm/m	dB	dB/m		
1	7680.000	-49.41	-64.06	-13.00	-36.41	14.65	Peak	Horizontal
2	PP11530.000	-41.83	-62.80	-13.00	-28.83	20.97	Peak	Horizontal

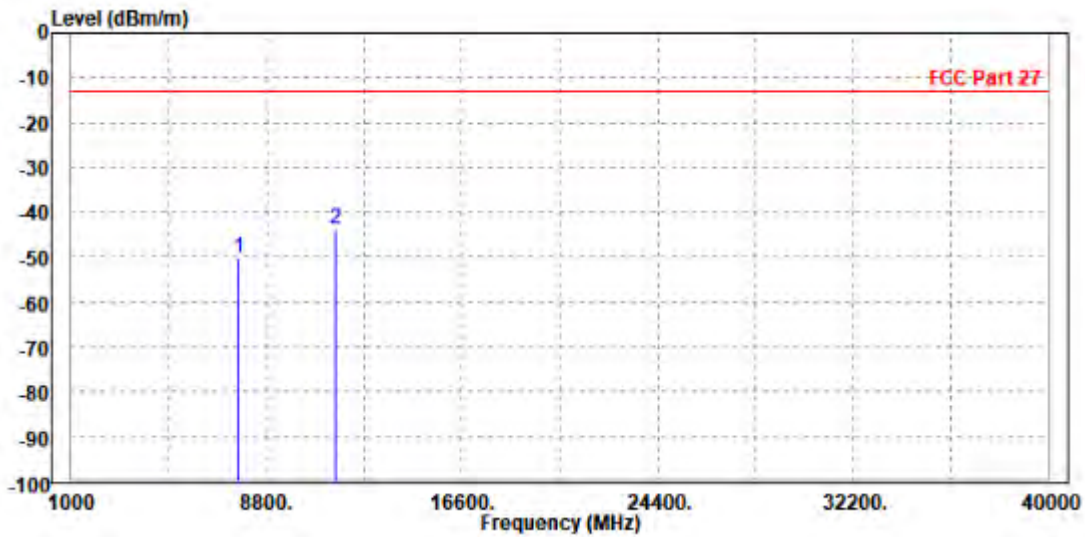




Test Report No.: W7L-240618W001RF12

MODE	TX channel 656000	FREQUENCY RANGE	Above 1000MHz
ENVIRONMENTAL CONDITIONS	23deg. C, 70%RH	INPUT POWER	AC 120V/60HZ
TESTED BY	Jace Hu		
ANTENNA POLARITY & TEST DISTANCE: VERTICAL AT 3 M			

	Freq	Level	Read Level	Limit Line	Over Limit	Factor	Remark	Pol/Phase
	MHz	dBm/m	dBm	dBm/m	dB	dB/m		
1	7669.000	-50.29	-64.04	-13.00	-37.29	13.75	Peak	Vertical
2	PP11520.000	-43.64	-63.21	-13.00	-30.64	19.57	Peak	Vertical



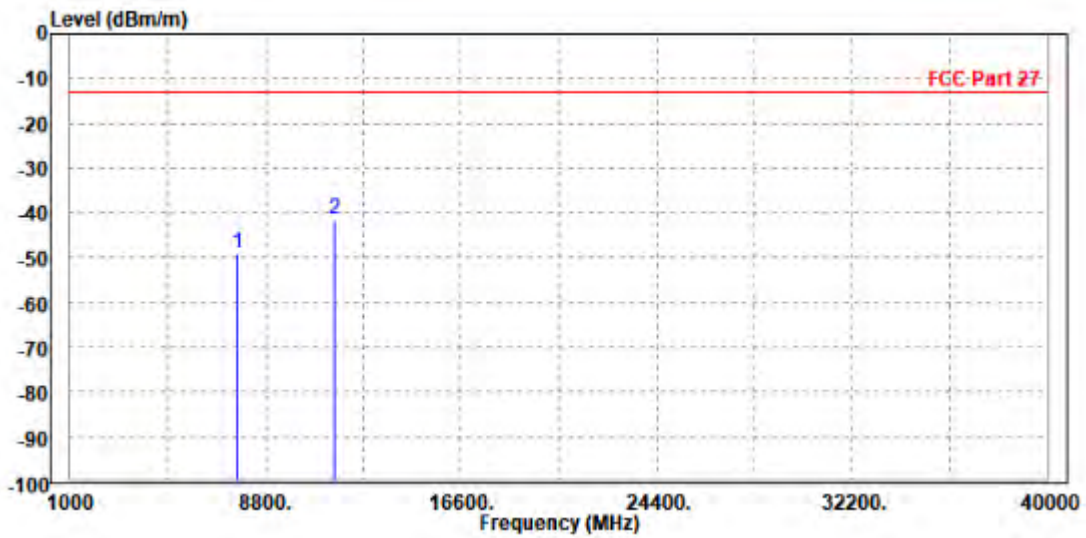


Test Report No.: W7L-240618W001RF12

CHANNEL BANDWIDTH: 100MHz / QPSK(30K)

MODE	TX channel 656000	FREQUENCY RANGE	Above 1000MHz
ENVIRONMENTAL CONDITIONS	23deg. C, 70%RH	INPUT POWER	AC 120V/60HZ
TESTED BY	Jace Hu		
ANTENNA POLARITY & TEST DISTANCE: HORIZONTAL AT 3 M			

	Freq	Level	Read Level	Limit Line	Over Limit	Factor	Remark	Pol/Phase
	MHz	dBm/m	dBm	dBm/m	dB	dB/m		
1	7669.000	-49.21	-63.84	-13.00	-36.21	14.63	Peak	Horizontal
2	PP11520.000	-41.46	-62.30	-13.00	-28.46	20.84	Peak	Horizontal

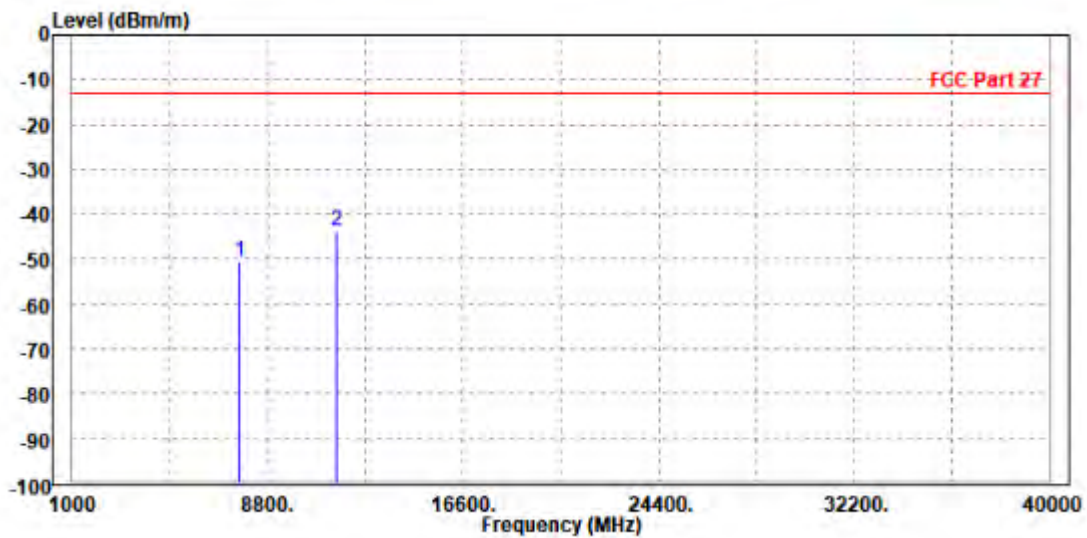




Test Report No.: W7L-240618W001RF12

MODE	TX channel 656000	FREQUENCY RANGE	Above 1000MHz
ENVIRONMENTAL CONDITIONS	23deg. C, 70%RH	INPUT POWER	AC 120V/60HZ
TESTED BY	Jace Hu		
ANTENNA POLARITY & TEST DISTANCE: VERTICAL AT 3 M			

	Freq	Level	Read Level	Limit Line	Over Limit	Factor	Remark	Pol/Phase
	MHz	dBm/m	dBm	dBm/m	dB	dB/m		
1	7680.000	-50.55	-64.35	-13.00	-37.55	13.80	Peak	Vertical
2	PP11530.000	-43.66	-63.36	-13.00	-30.66	19.70	Peak	Vertical





**BUREAU
VERITAS**

Test Report No.: W7L-240618W001RF12

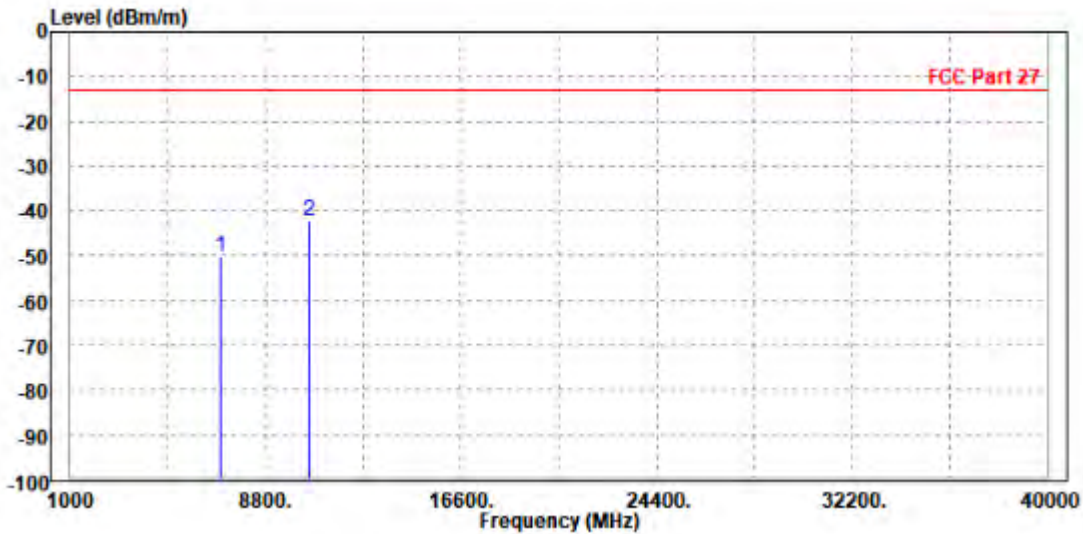
N77 (Part 27Q) (Ant5) (UP))-HPUE::

Note: For frequency above 27GHz, the emission was tested 20db below the limit so the data not recorded in the sheet.

CHANNEL BANDWIDTH: 10MHz / QPSK(15K)

MODE	TX channel 633334	FREQUENCY RANGE	Above 1000MHz
ENVIRONMENTAL CONDITIONS	23deg. C, 70%RH	INPUT POWER	AC 120V/60HZ
TESTED BY	Jace Hu		
ANTENNA POLARITY & TEST DISTANCE: HORIZONTAL AT 3 M			

	Freq	Level	Read Level	Limit Line	Over Limit	Factor	Remark	Pol/Phase
	MHz	dBm/m	dBm	dBm/m	dB	dB/m		
1	7000.000	-50.30	-64.07	-13.00	-37.30	13.77	Peak	Horizontal
2	PP10516.000	-42.28	-61.95	-13.00	-29.28	19.67	Peak	Horizontal

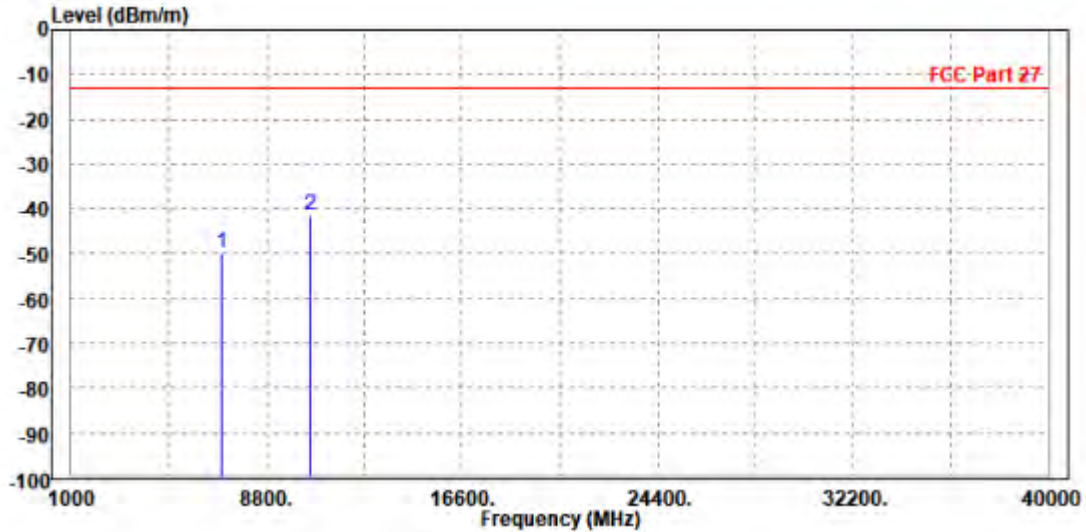




Test Report No.: W7L-240618W001RF12

MODE	TX channel 633334	FREQUENCY RANGE	Above 1000MHz
ENVIRONMENTAL CONDITIONS	23deg. C, 70%RH	INPUT POWER	AC 120V/60HZ
TESTED BY	Jace Hu		
ANTENNA POLARITY & TEST DISTANCE: VERTICAL AT 3 M			

	Freq	Level	Read Level	Limit Line	Over Limit	Factor	Remark	Pol/Phase
	MHz	dBm/m	dBm	dBm/m	dB	dB/m		
1	7006.000	-49.90	-64.45	-13.00	-36.90	14.55	Peak	Vertical
2	PP10500.000	-41.39	-61.96	-13.00	-28.39	20.57	Peak	Vertical





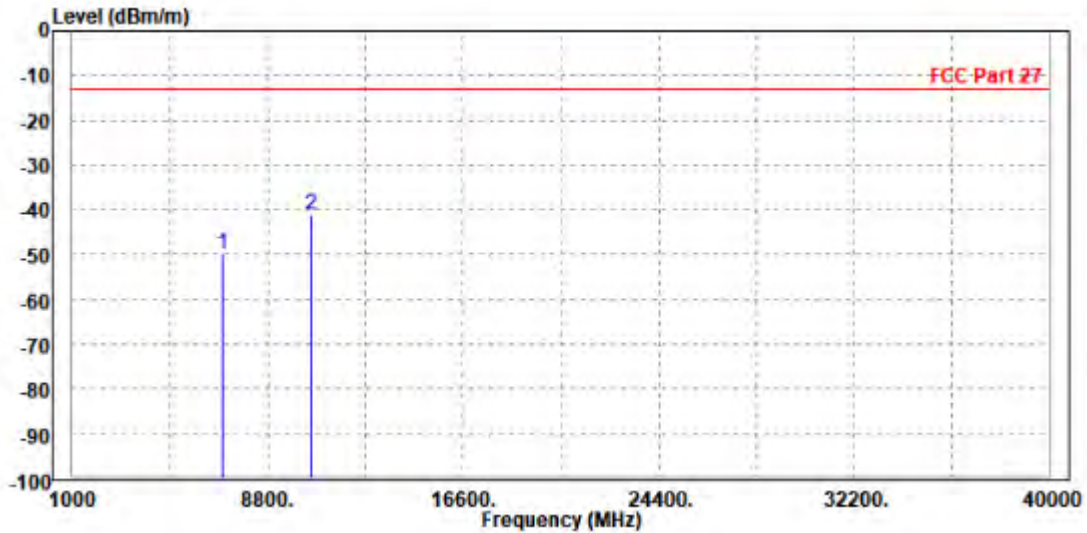
BUREAU VERITAS

Test Report No.: W7L-240618W001RF12

CHANNEL BANDWIDTH: 15MHz / QPSK(15K)

MODE	TX channel 633334	FREQUENCY RANGE	Above 1000MHz
ENVIRONMENTAL CONDITIONS	23deg. C, 70%RH	INPUT POWER	AC 120V/60HZ
TESTED BY	Jace Hu		
ANTENNA POLARITY & TEST DISTANCE: HORIZONTAL AT 3 M			

	Freq	Level	Read Level	Limit Line	Over Limit	Factor	Remark	Pol/Phase
	MHz	dBm/m	dBm	dBm/m	dB	dB/m		
1	7006.000	-49.90	-63.68	-13.00	-36.90	13.78	Peak	Horizontal
2	PP10500.000	-40.98	-60.63	-13.00	-27.98	19.65	Peak	Horizontal

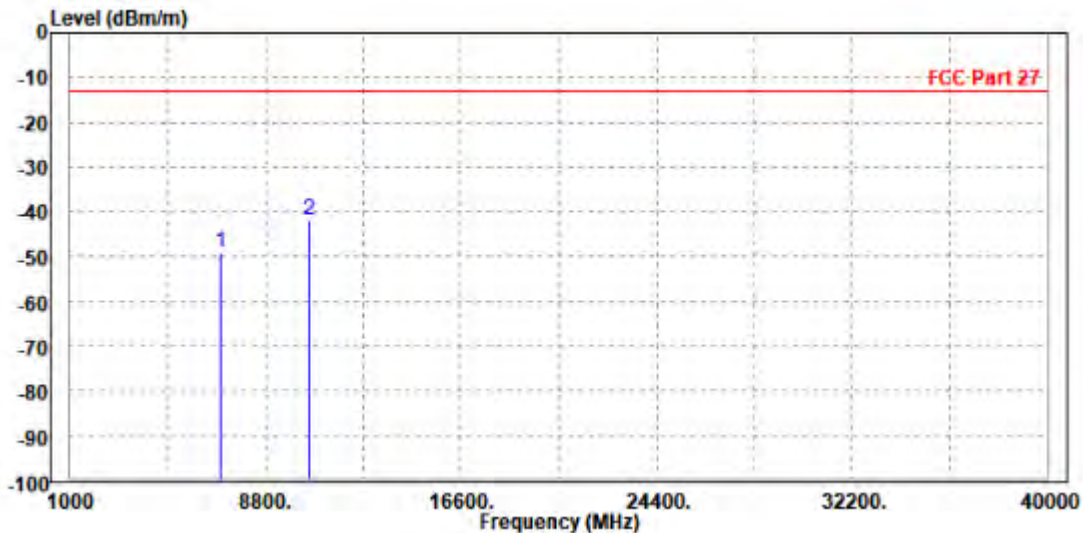




Test Report No.: W7L-240618W001RF12

MODE	TX channel 633334	FREQUENCY RANGE	Above 1000MHz
ENVIRONMENTAL CONDITIONS	23deg. C, 70%RH	INPUT POWER	AC 120V/60HZ
TESTED BY	Jace Hu		
ANTENNA POLARITY & TEST DISTANCE: VERTICAL AT 3 M			

	Freq	Level	Read Level	Limit Line	Over Limit	Factor	Remark	Pol/Phase
	MHz	dBm/m	dBm	dBm/m	dB	dB/m		
1	7000.000	-49.09	-63.66	-13.00	-36.09	14.57	Peak	Vertical
2	PP10516.000	-41.83	-62.40	-13.00	-28.83	20.57	Peak	Vertical





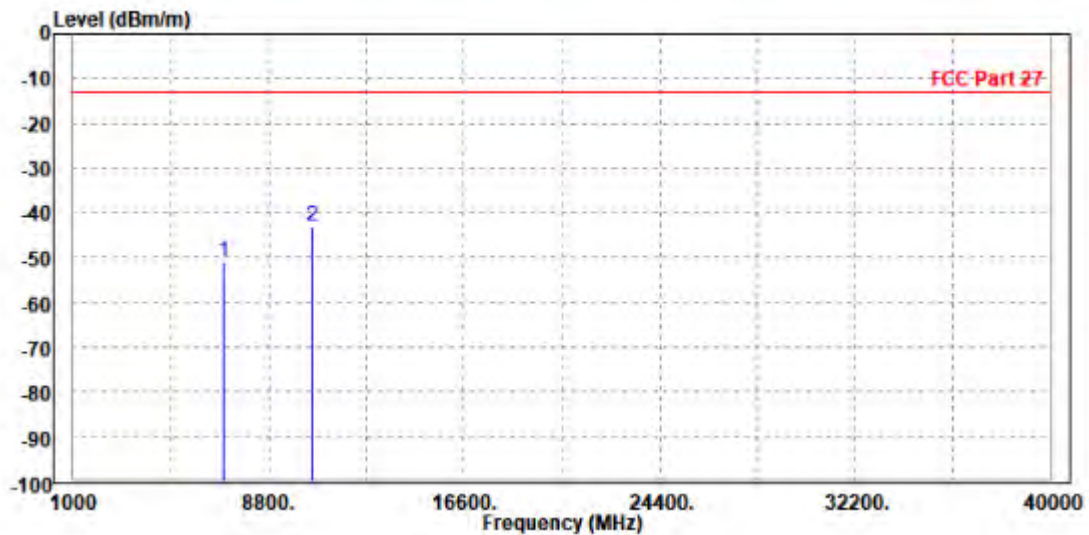
**BUREAU
VERITAS**

Test Report No.: W7L-240618W001RF12

CHANNEL BANDWIDTH: 20MHz / QPSK(15K)

MODE	TX channel 633334	FREQUENCY RANGE	Above 1000MHz
ENVIRONMENTAL CONDITIONS	23deg. C, 70%RH	INPUT POWER	AC 120V/60HZ
TESTED BY	Jace Hu		
ANTENNA POLARITY & TEST DISTANCE: HORIZONTAL AT 3 M			

	Freq	Level	Read Level	Limit Line	Over Limit	Factor	Remark	Pol/Phase
	MHz	dBm/m	dBm	dBm/m	dB	dB/m		
1	7000.000	-50.85	-64.62	-13.00	-37.85	13.77	Peak	Horizontal
2	PP10516.000	-42.90	-62.57	-13.00	-29.90	19.67	Peak	Horizontal

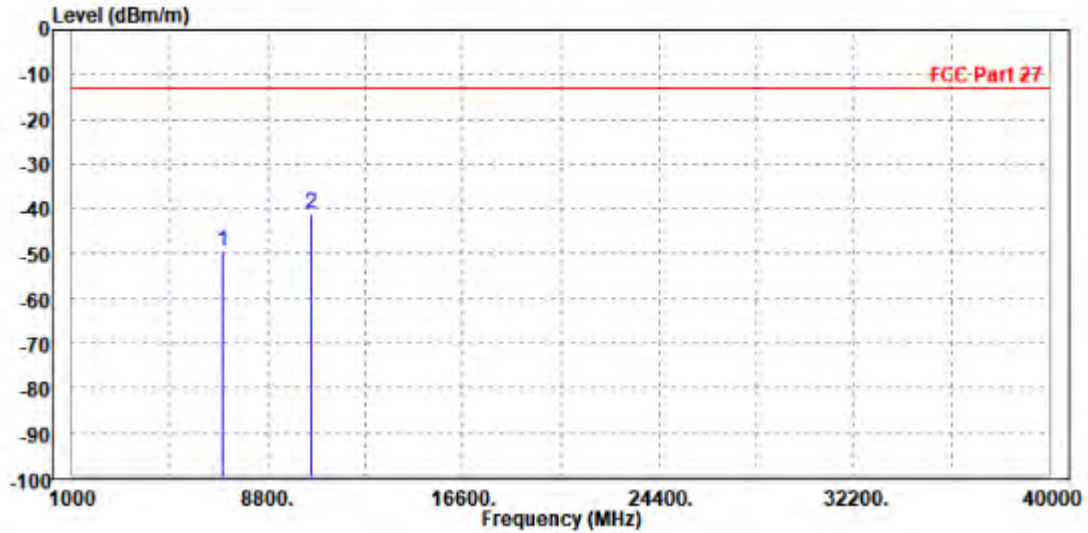




Test Report No.: W7L-240618W001RF12

MODE	TX channel 633334	FREQUENCY RANGE	Above 1000MHz
ENVIRONMENTAL CONDITIONS	23deg. C, 70%RH	INPUT POWER	AC 120V/60HZ
TESTED BY	Jace Hu		
ANTENNA POLARITY & TEST DISTANCE: VERTICAL AT 3 M			

	Freq	Level	Read Level	Limit Line	Over Limit	Factor	Remark	Pol/Phase
	MHz	dBm/m	dBm	dBm/m	dB	dB/m		
1	7006.000	-49.28	-63.83	-13.00	-36.28	14.55	Peak	Vertical
2	PP10500.000	-40.98	-61.55	-13.00	-27.98	20.57	Peak	Vertical





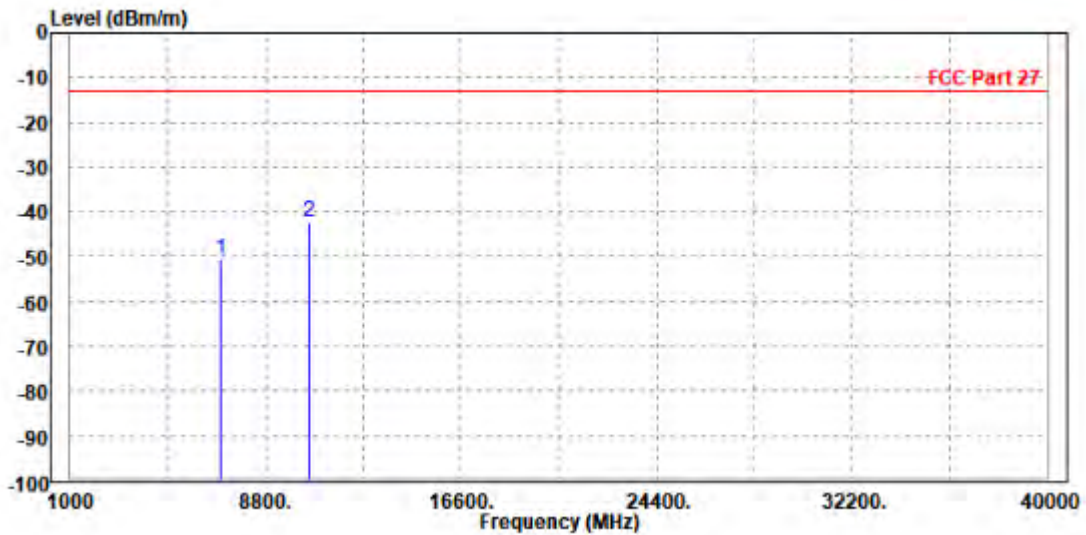
**BUREAU
VERITAS**

Test Report No.: W7L-240618W001RF12

CHANNEL BANDWIDTH: 30MHz / QPSK(30K)

MODE	TX channel 633334	FREQUENCY RANGE	Above 1000MHz
ENVIRONMENTAL CONDITIONS	23deg. C, 70%RH	INPUT POWER	AC 120V/60HZ
TESTED BY	Jace Hu		
ANTENNA POLARITY & TEST DISTANCE: HORIZONTAL AT 3 M			

	Freq	Level	Read Level	Limit Line	Over Limit	Factor	Remark	Pol/Phase
	MHz	dBm/m	dBm	dBm/m	dB	dB/m		
1	7006.000	-50.49	-64.27	-13.00	-37.49	13.78	Peak	Horizontal
2	PP10500.000	-42.24	-61.89	-13.00	-29.24	19.65	Peak	Horizontal

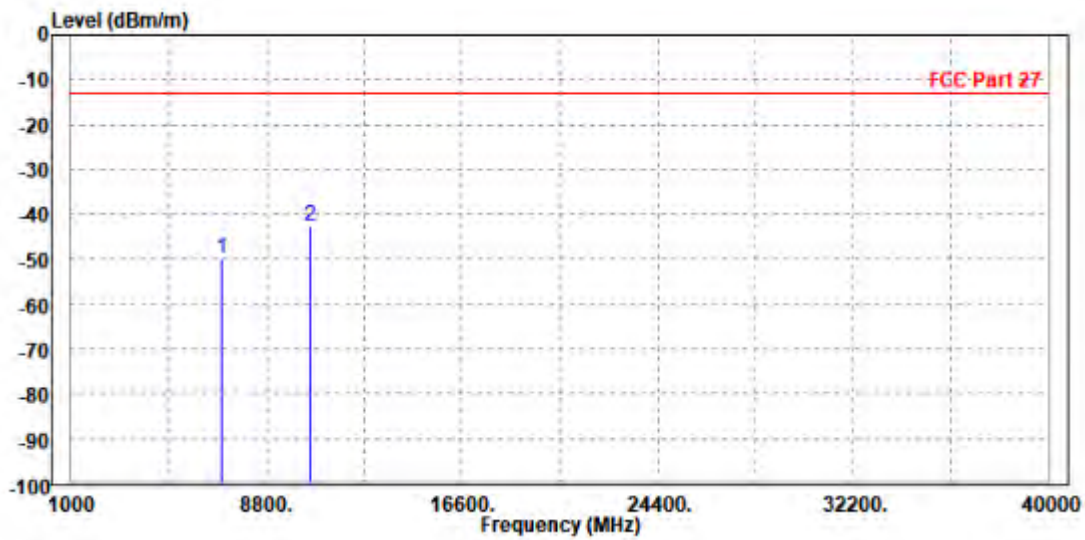




Test Report No.: W7L-240618W001RF12

MODE	TX channel 633334	FREQUENCY RANGE	Above 1000MHz
ENVIRONMENTAL CONDITIONS	23deg. C, 70%RH	INPUT POWER	AC 120V/60HZ
TESTED BY	Jace Hu		
ANTENNA POLARITY & TEST DISTANCE: VERTICAL AT 3 M			

	Freq	Level	Read Level	Limit Line	Over Limit	Factor	Remark	Pol/Phase
	MHz	dBm/m	dBm	dBm/m	dB	dB/m		
1	7000.000	-49.71	-64.28	-13.00	-36.71	14.57	Peak	Vertical
2	PP10516.000	-42.44	-63.01	-13.00	-29.44	20.57	Peak	Vertical



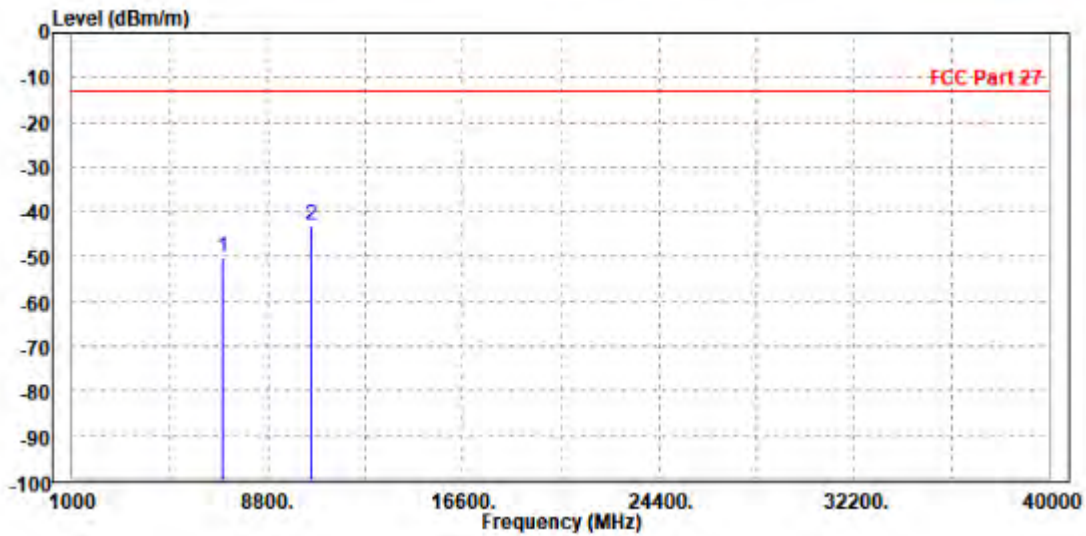


Test Report No.: W7L-240618W001RF12

CHANNEL BANDWIDTH: 40MHz / QPSK(15K)

MODE	TX channel 633334	FREQUENCY RANGE	Above 1000MHz
ENVIRONMENTAL CONDITIONS	23deg. C, 70%RH	INPUT POWER	AC 120V/60HZ
TESTED BY	Jace Hu		
ANTENNA POLARITY & TEST DISTANCE: HORIZONTAL AT 3 M			

	Freq	Level	Read Level	Limit Line	Over Limit	Factor	Remark	Pol/Phase
	MHz	dBm/m	dBm	dBm/m	dB	dB/m		
1	7000.000	-50.05	-63.82	-13.00	-37.05	13.77	Peak	Horizontal
2	PP10500.000	-42.94	-62.59	-13.00	-29.94	19.65	Peak	Horizontal



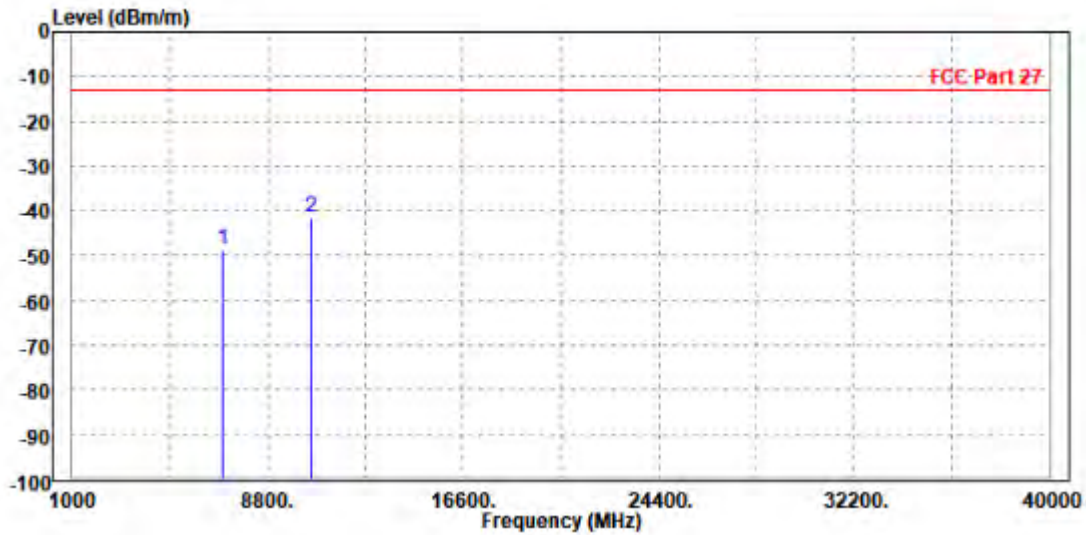


**BUREAU
VERITAS**

Test Report No.: W7L-240618W001RF12

MODE	TX channel 633334	FREQUENCY RANGE	Above 1000MHz
ENVIRONMENTAL CONDITIONS	23deg. C, 70%RH	INPUT POWER	AC 120V/60HZ
TESTED BY	Jace Hu		
ANTENNA POLARITY & TEST DISTANCE: VERTICAL AT 3 M			

	Freq	Level	Read Level	Limit Line	Over Limit	Factor	Remark	Pol/Phase
	MHz	dBm/m	dBm	dBm/m	dB	dB/m		
1	7006.000	-48.79	-63.34	-13.00	-35.79	14.55	Peak	Vertical
2	PP10500.000	-41.62	-62.19	-13.00	-28.62	20.57	Peak	Vertical





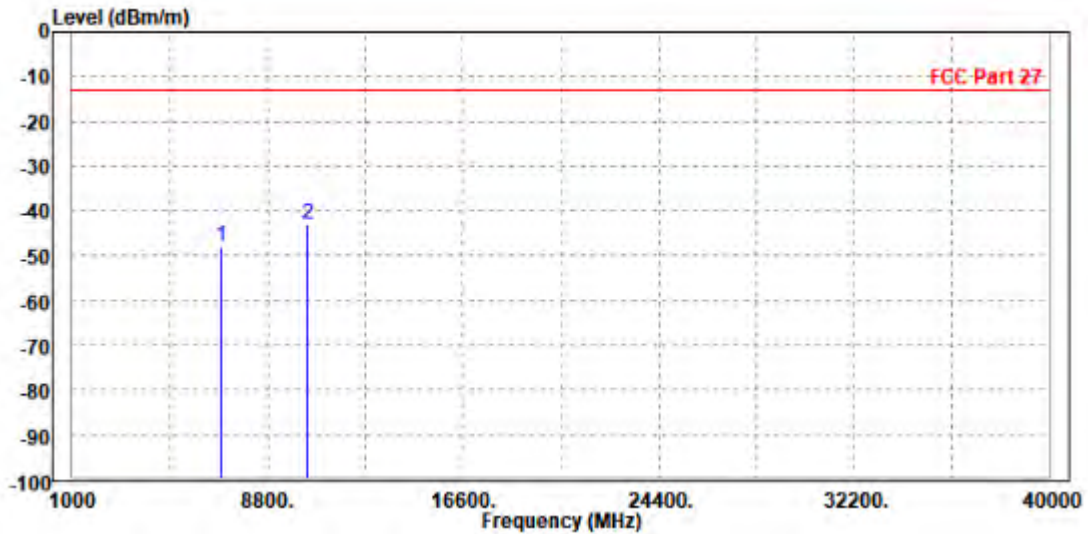
Test Report No.: W7L-240618W001RF12

CHANNEL BANDWIDTH: 50MHz / QPSK(15K)

CH631667

MODE	TX channel 631667	FREQUENCY RANGE	Above 1000MHz
ENVIRONMENTAL CONDITIONS	23deg. C, 70%RH	INPUT POWER	AC 120V/60HZ
TESTED BY	Jace Hu		
ANTENNA POLARITY & TEST DISTANCE: HORIZONTAL AT 3 M			

	Freq	Level	Read Level	Limit Line	Over Limit	Factor	Remark	Pol/Phase
	MHz	dBm/m	dBm	dBm/m	dB	dB/m		
1	6967.000	-47.96	-61.66	-13.00	-34.96	13.70	Peak	Horizontal
2	PP10425.000	-43.01	-62.55	-13.00	-30.01	19.54	Peak	Horizontal

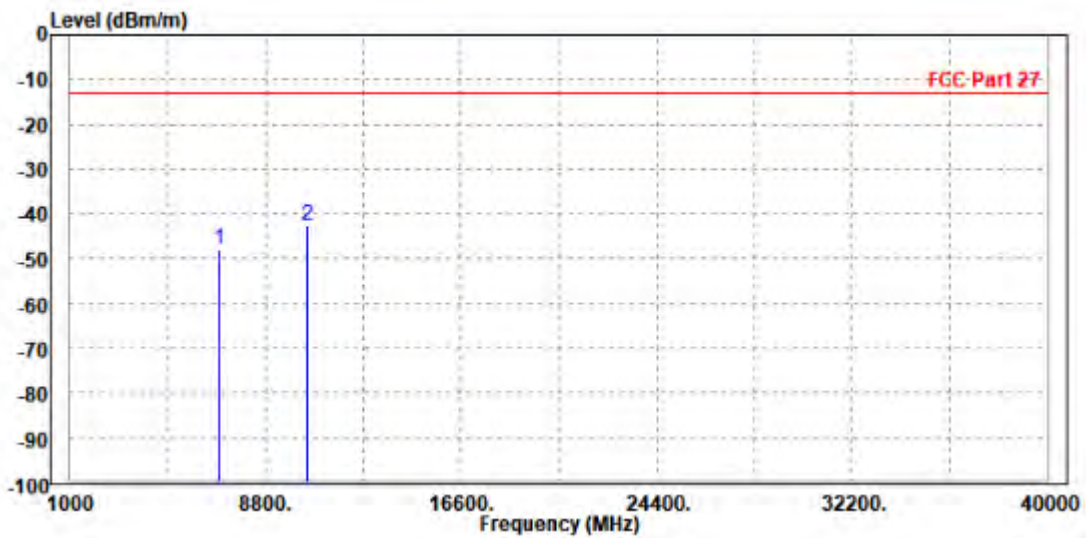




Test Report No.: W7L-240618W001RF12

MODE	TX channel 631667	FREQUENCY RANGE	Above 1000MHz
ENVIRONMENTAL CONDITIONS	23deg. C, 70%RH	INPUT POWER	AC 120V/60HZ
TESTED BY	Jace Hu		
ANTENNA POLARITY & TEST DISTANCE: VERTICAL AT 3 M			

	Freq	Level	Read Level	Limit Line	Over Limit	Factor	Remark	Pol/Phase
	MHz	dBm/m	dBm	dBm/m	dB	dB/m		
1	6950.000	-48.04	-62.50	-13.00	-35.04	14.46	Peak	Vertical
2	PP10438.000	-42.50	-62.77	-13.00	-29.50	20.27	Peak	Vertical





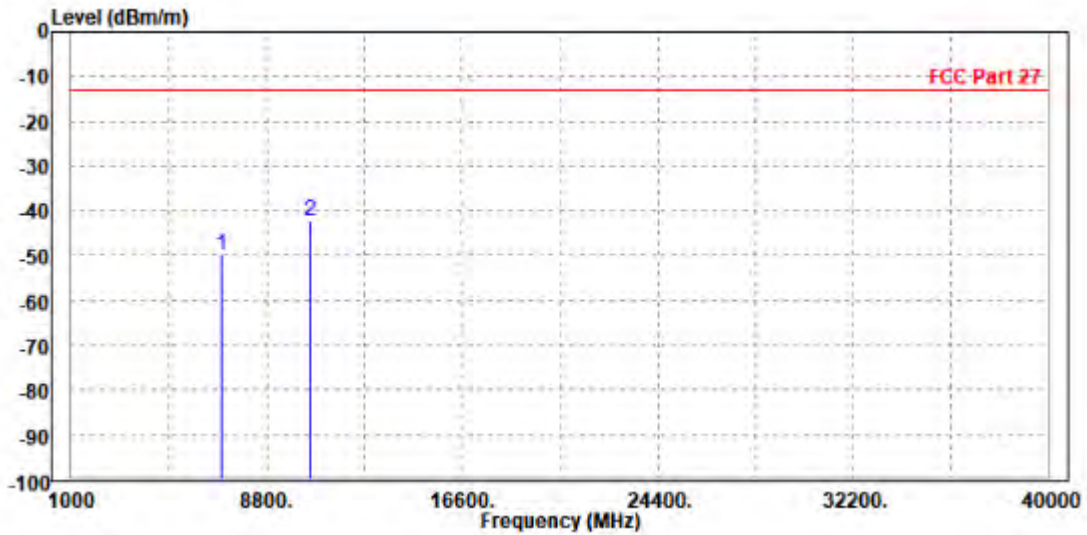
BUREAU
VERITAS

Test Report No.: W7L-240618W001RF12

CH633334

MODE	TX channel 633334	FREQUENCY RANGE	Above 1000MHz
ENVIRONMENTAL CONDITIONS	23deg. C, 70%RH	INPUT POWER	AC 120V/60HZ
TESTED BY	Jace Hu		
ANTENNA POLARITY & TEST DISTANCE: HORIZONTAL AT 3 M			

	Freq	Level	Read Level	Limit Line	Over Limit	Factor	Remark	Pol/Phase
	MHz	dBm/m	dBm	dBm/m	dB	dB/m		
1	7006.000	-49.92	-63.70	-13.00	-36.92	13.78	Peak	Horizontal
2	PP10500.000	-42.21	-61.86	-13.00	-29.21	19.65	Peak	Horizontal

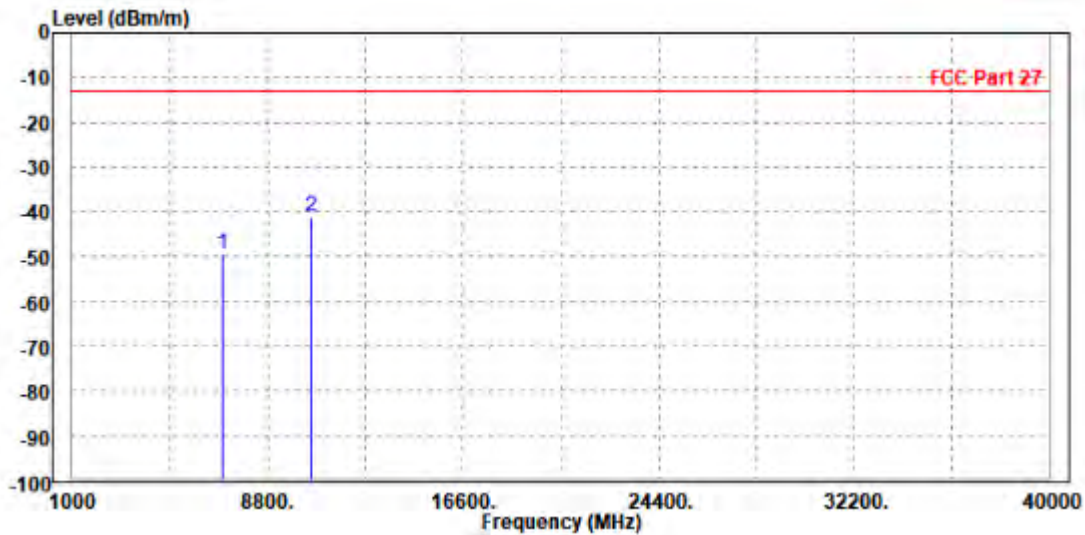




Test Report No.: W7L-240618W001RF12

MODE	TX channel 633334	FREQUENCY RANGE	Above 1000MHz
ENVIRONMENTAL CONDITIONS	23deg. C, 70%RH	INPUT POWER	AC 120V/60HZ
TESTED BY	Jace Hu		
ANTENNA POLARITY & TEST DISTANCE: VERTICAL AT 3 M			

	Freq	Level	Read Level	Limit Line	Over Limit	Factor	Remark	Pol/Phase
	MHz	dBm/m	dBm	dBm/m	dB	dB/m		
1	7000.000	-49.35	-63.92	-13.00	-36.35	14.57	Peak	Vertical
2	PP10516.000	-40.91	-61.48	-13.00	-27.91	20.57	Peak	Vertical





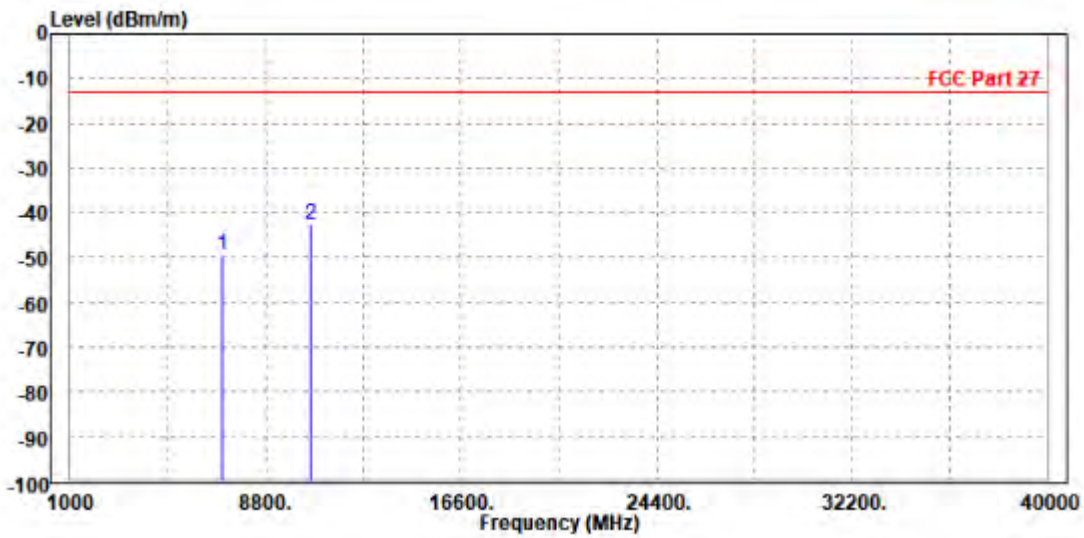
**BUREAU
VERITAS**

Test Report No.: W7L-240618W001RF12

CH635000

MODE	TX channel 635000	FREQUENCY RANGE	Above 1000MHz
ENVIRONMENTAL CONDITIONS	23deg. C, 70%RH	INPUT POWER	AC 120V/60HZ
TESTED BY	Jace Hu		
ANTENNA POLARITY & TEST DISTANCE: HORIZONTAL AT 3 M			

	Freq	Level	Read Level	Limit Line	Over Limit	Factor	Remark	Pol/Phase
	MHz	dBm/m	dBm	dBm/m	dB	dB/m		
1	7050.000	-49.54	-63.37	-13.00	-36.54	13.83	Peak	Horizontal
2	PP10594.000	-42.62	-62.40	-13.00	-29.62	19.78	Peak	Horizontal



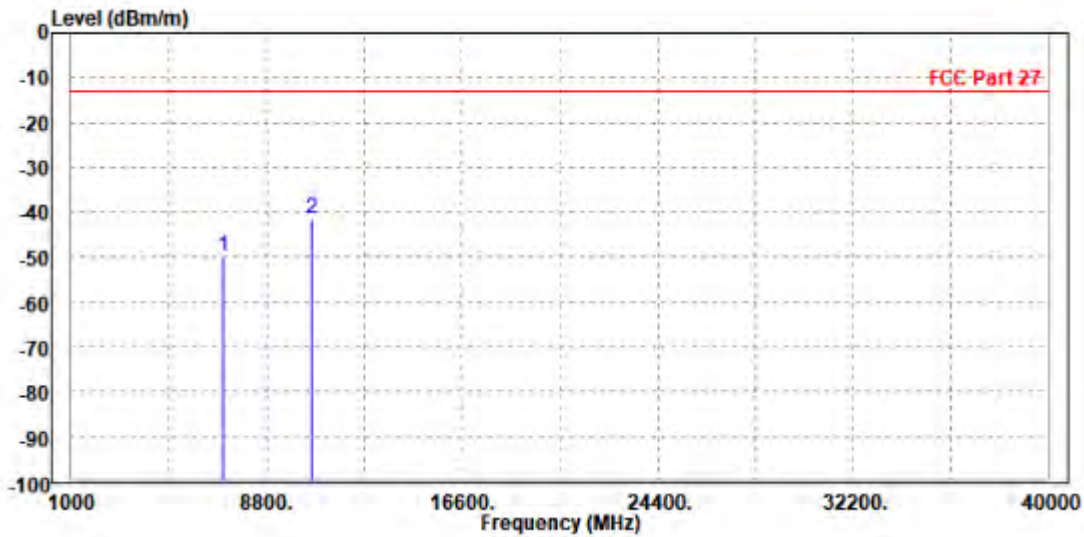


**BUREAU
VERITAS**

Test Report No.: W7L-240618W001RF12

MODE	TX channel 635000	FREQUENCY RANGE	Above 1000MHz
ENVIRONMENTAL CONDITIONS	23deg. C, 70%RH	INPUT POWER	AC 120V/60HZ
TESTED BY	Jace Hu		
ANTENNA POLARITY & TEST DISTANCE: VERTICAL AT 3 M			

	Freq	Level	Read Level	Limit Line	Over Limit	Factor	Remark	Pol/Phase
	MHz	dBm/m	dBm	dBm/m	dB	dB/m		
1	7045.000	-49.88	-64.31	-13.00	-36.88	14.43	Peak	Vertical
2	PP10575.000	-41.44	-62.00	-13.00	-28.44	20.56	Peak	Vertical



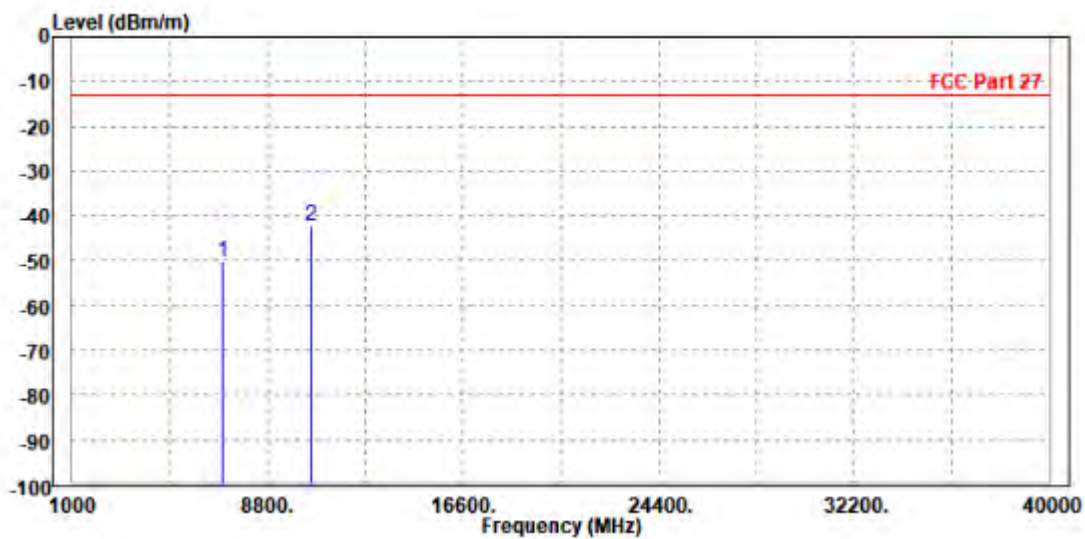


Test Report No.: W7L-240618W001RF12

CHANNEL BANDWIDTH: 60MHz / QPSK(30K)

MODE	TX channel 633334	FREQUENCY RANGE	Above 1000MHz
ENVIRONMENTAL CONDITIONS	23deg. C, 70%RH	INPUT POWER	AC 120V/60HZ
TESTED BY	Jace Hu		
ANTENNA POLARITY & TEST DISTANCE: HORIZONTAL AT 3 M			

	Freq	Level	Read Level	Limit Line	Over Limit	Factor	Remark	Pol/Phase
	MHz	dBm/m	dBm	dBm/m	dB	dB/m		
1	7000.000	-50.00	-63.77	-13.00	-37.00	13.77	Peak	Horizontal
2	PP10516.000	-42.37	-62.04	-13.00	-29.37	19.67	Peak	Horizontal

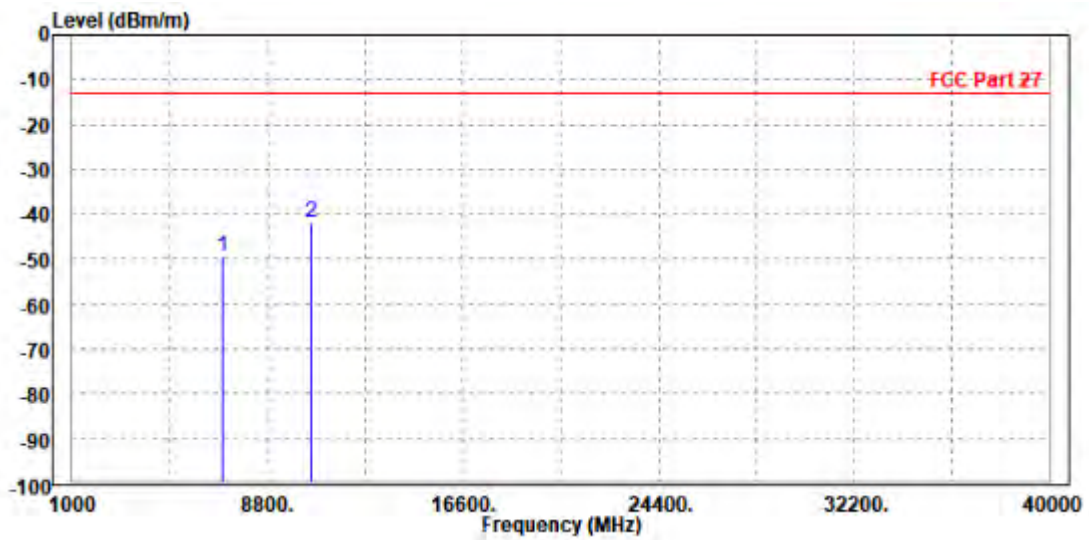




Test Report No.: W7L-240618W001RF12

MODE	TX channel 633334	FREQUENCY RANGE	Above 1000MHz
ENVIRONMENTAL CONDITIONS	23deg. C, 70%RH	INPUT POWER	AC 120V/60HZ
TESTED BY	Jace Hu		
ANTENNA POLARITY & TEST DISTANCE: VERTICAL AT 3 M			

	Freq	Level	Read Level	Limit	Over Limit	Factor	Remark	Pol/Phase
	MHz	dBm/m	dBm	dBm/m	dB	dB/m		
1	7006.000	-49.58	-64.13	-13.00	-36.58	14.55	Peak	Vertical
2	PP10500.000	-41.64	-62.21	-13.00	-28.64	20.57	Peak	Vertical





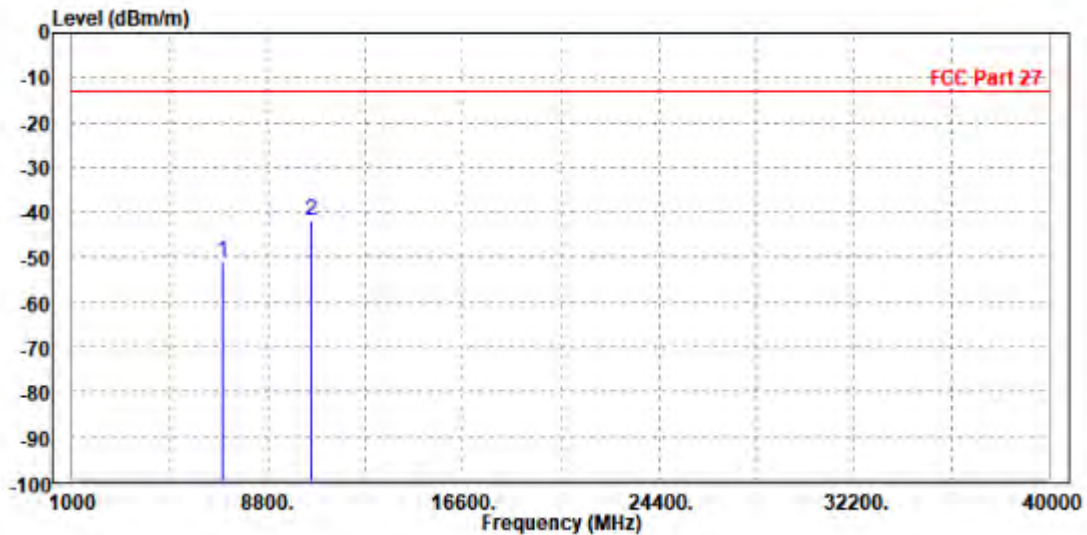
BUREAU VERITAS

Test Report No.: W7L-240618W001RF12

CHANNEL BANDWIDTH: 70MHz / QPSK(30K)

MODE	TX channel 633334	FREQUENCY RANGE	Above 1000MHz
ENVIRONMENTAL CONDITIONS	23deg. C, 70%RH	INPUT POWER	AC 120V/60HZ
TESTED BY	Jace Hu		
ANTENNA POLARITY & TEST DISTANCE: HORIZONTAL AT 3 M			

	Freq	Level	Read Level	Limit Line	Over Limit	Factor	Remark	Pol/Phase
	MHz	dBm/m	dBm	dBm/m	dB	dB/m		
1	7006.000	-50.95	-64.73	-13.00	-37.95	13.78	Peak	Horizontal
2	PP10500.000	-41.87	-61.52	-13.00	-28.87	19.65	Peak	Horizontal

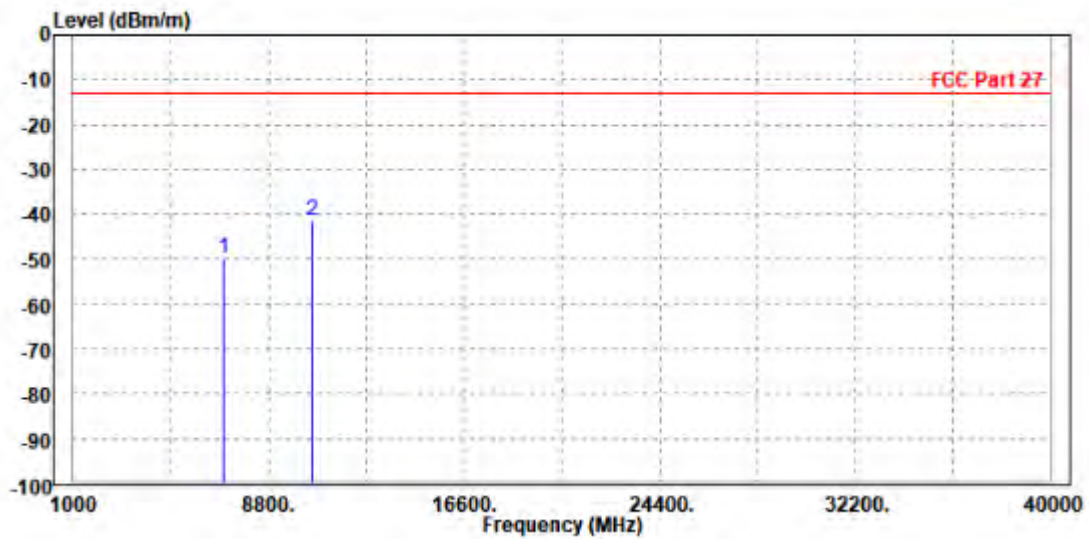




Test Report No.: W7L-240618W001RF12

MODE	TX channel 633334	FREQUENCY RANGE	Above 1000MHz
ENVIRONMENTAL CONDITIONS	23deg. C, 70%RH	INPUT POWER	AC 120V/60HZ
TESTED BY	Jace Hu		
ANTENNA POLARITY & TEST DISTANCE: VERTICAL AT 3 M			

	Freq	Level	Read Level	Limit Line	Over Limit	Factor	Remark	Pol/Phase
	MHz	dBm/m	dBm	dBm/m	dB	dB/m		
1	7000.000	-49.75	-64.32	-13.00	-36.75	14.57	Peak	Vertical
2	PP10516.000	-41.59	-62.16	-13.00	-28.59	20.57	Peak	Vertical



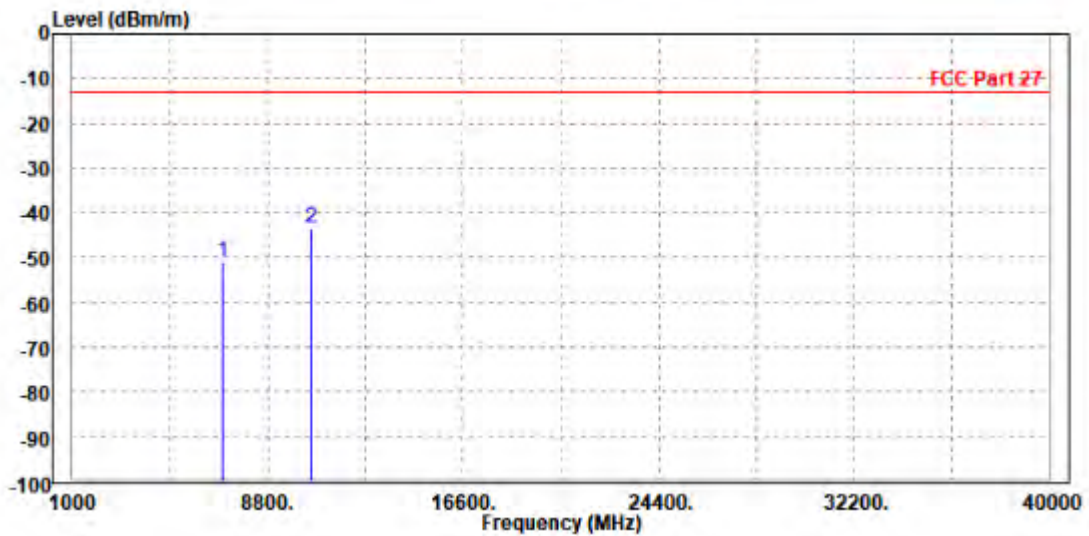


Test Report No.: W7L-240618W001RF12

CHANNEL BANDWIDTH: 80MHz / QPSK(30K)

MODE	TX channel 633334	FREQUENCY RANGE	Above 1000MHz
ENVIRONMENTAL CONDITIONS	23deg. C, 70%RH	INPUT POWER	AC 120V/60HZ
TESTED BY	Jace Hu		
ANTENNA POLARITY & TEST DISTANCE: HORIZONTAL AT 3 M			

	Freq	Level	Read Level	Limit Line	Over Limit	Factor	Remark	Pol/Phase
	MHz	dBm/m	dBm	dBm/m	dB	dB/m		
1	7000.000	-50.77	-64.54	-13.00	-37.77	13.77	Peak	Horizontal
2	PP10516.000	-43.24	-62.91	-13.00	-30.24	19.67	Peak	Horizontal

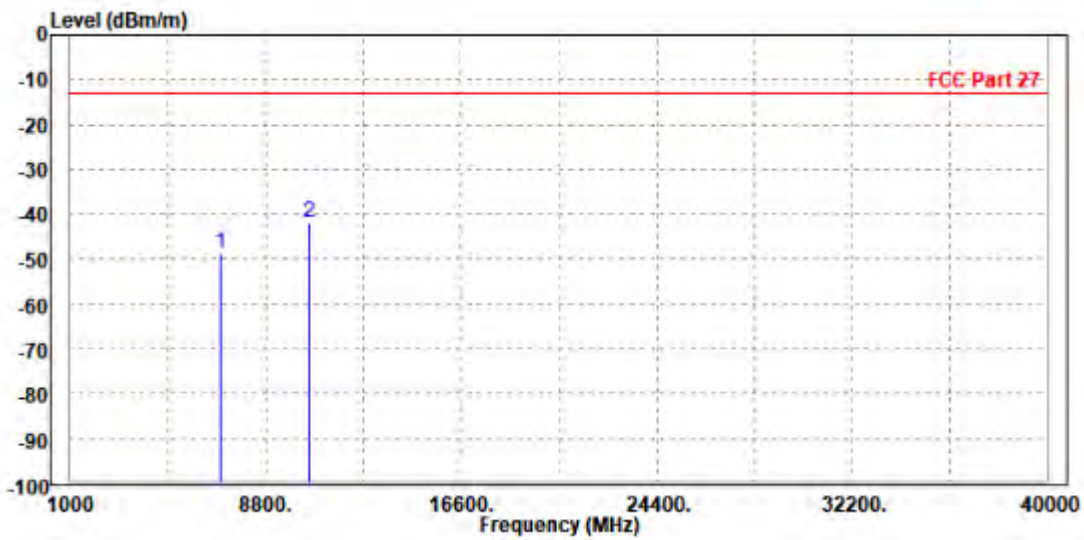




Test Report No.: W7L-240618W001RF12

MODE	TX channel 633334	FREQUENCY RANGE	Above 1000MHz
ENVIRONMENTAL CONDITIONS	23deg. C, 70%RH	INPUT POWER	AC 120V/60HZ
TESTED BY	Jace Hu		
ANTENNA POLARITY & TEST DISTANCE: VERTICAL AT 3 M			

	Freq	Level	Read Level	Limit Line	Over Limit	Factor	Remark	Pol/Phase
	MHz	dBm/m	dBm	dBm/m	dB	dB/m		
1	7006.000	-48.69	-63.24	-13.00	-35.69	14.55	Peak	Vertical
2	PP10500.000	-41.81	-62.38	-13.00	-28.81	20.57	Peak	Vertical





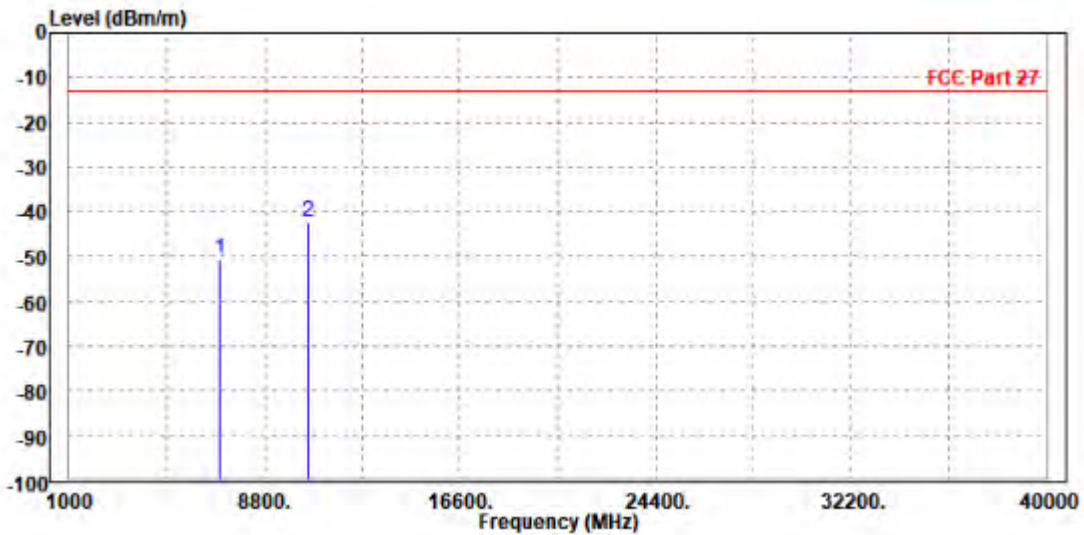
**BUREAU
VERITAS**

Test Report No.: W7L-240618W001RF12

CHANNEL BANDWIDTH: 90MHz / QPSK(30K)

MODE	TX channel 633334	FREQUENCY RANGE	Above 1000MHz
ENVIRONMENTAL CONDITIONS	23deg. C, 70%RH	INPUT POWER	AC 120V/60HZ
TESTED BY	Jace Hu		
ANTENNA POLARITY & TEST DISTANCE: HORIZONTAL AT 3 M			

	Read	Limit	Over				
Freq	Level	Level	Line	Limit	Factor	Remark	Pol/Phase
MHz	dBm/m	dBm	dBm/m	dB	dB/m		
1	7006.000	-50.41	-64.19	-13.00	-37.41	13.78 Peak	Horizontal
2	PP10500.000	-42.12	-61.77	-13.00	-29.12	19.65 Peak	Horizontal

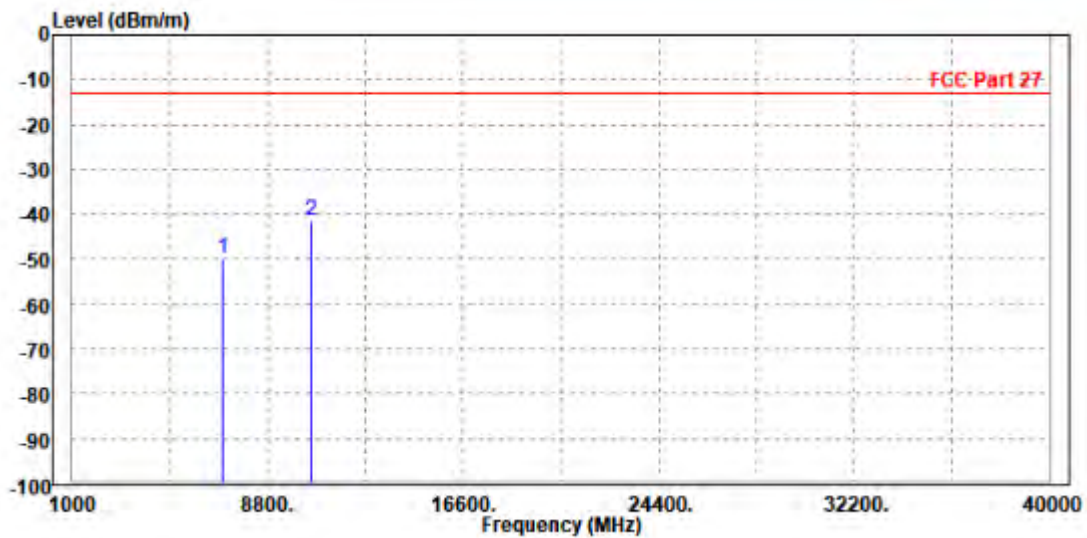




Test Report No.: W7L-240618W001RF12

MODE	TX channel 633334	FREQUENCY RANGE	Above 1000MHz
ENVIRONMENTAL CONDITIONS	23deg. C, 70%RH	INPUT POWER	AC 120V/60HZ
TESTED BY	Jace Hu		
ANTENNA POLARITY & TEST DISTANCE: VERTICAL AT 3 M			

	Freq	Level	Read Level	Limit Line	Over Limit	Factor	Remark	Pol/Phase
	MHz	dBm/m	dBm	dBm/m	dB	dB/m		
1	7000.000	-49.86	-64.43	-13.00	-36.86	14.57	Peak	Vertical
2	PP10516.000	-41.58	-62.15	-13.00	-28.58	20.57	Peak	Vertical





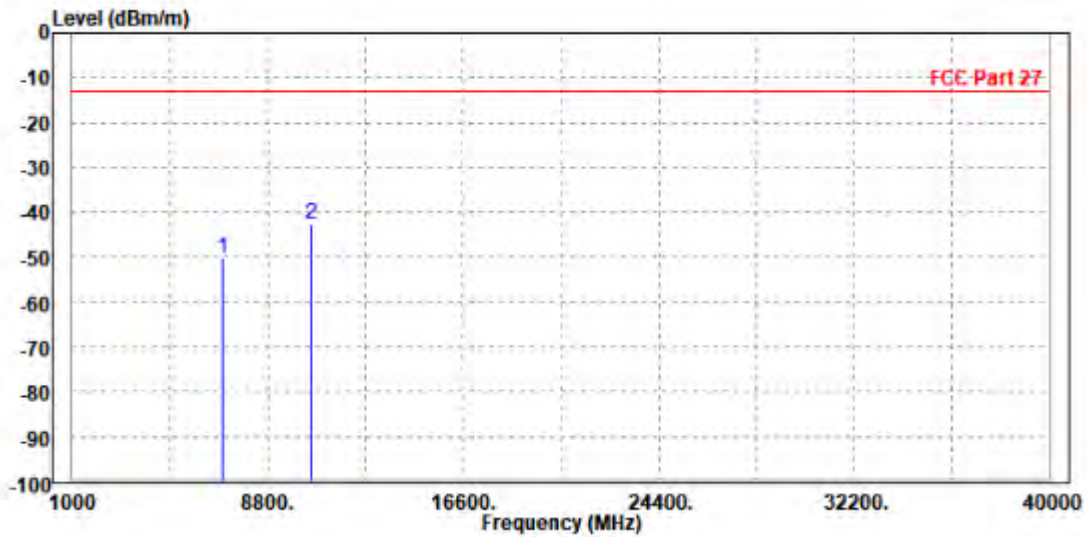
**BUREAU
VERITAS**

Test Report No.: W7L-240618W001RF12

CHANNEL BANDWIDTH: 100MHz / QPSK(30K)

MODE	TX channel 633334	FREQUENCY RANGE	Above 1000MHz
ENVIRONMENTAL CONDITIONS	23deg. C, 70%RH	INPUT POWER	AC 120V/60HZ
TESTED BY	Jace Hu		
ANTENNA POLARITY & TEST DISTANCE: HORIZONTAL AT 3 M			

	Freq	Level	Read Level	Limit Line	Over Limit	Factor	Remark	Pol/Phase
	MHz	dBm/m	dBm	dBm/m	dB	dB/m		
1	7006.000	-50.30	-64.08	-13.00	-37.30	13.78	Peak	Horizontal
2	PP10500.000	-42.68	-62.33	-13.00	-29.68	19.65	Peak	Horizontal

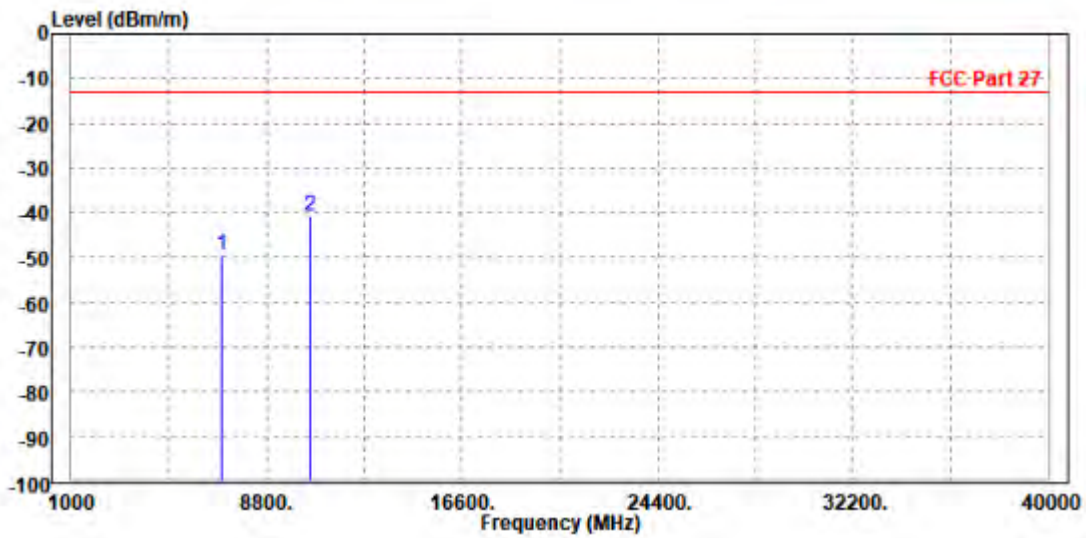




Test Report No.: W7L-240618W001RF12

MODE	TX channel 633334	FREQUENCY RANGE	Above 1000MHz
ENVIRONMENTAL CONDITIONS	23deg. C, 70%RH	INPUT POWER	AC 120V/60HZ
TESTED BY	Jace Hu		
ANTENNA POLARITY & TEST DISTANCE: VERTICAL AT 3 M			

	Freq	Level	Read Level	Limit Line	Over Limit	Factor	Remark	Pol/Phase
	MHz	dBm/m	dBm	dBm/m	dB	dB/m		
1	7000.000	-49.36	-63.93	-13.00	-36.36	14.57	Peak	Vertical
2	PP10516.000	-40.50	-61.07	-13.00	-27.50	20.57	Peak	Vertical





**BUREAU
VERITAS**

Test Report No.: W7L-240618W001RF12

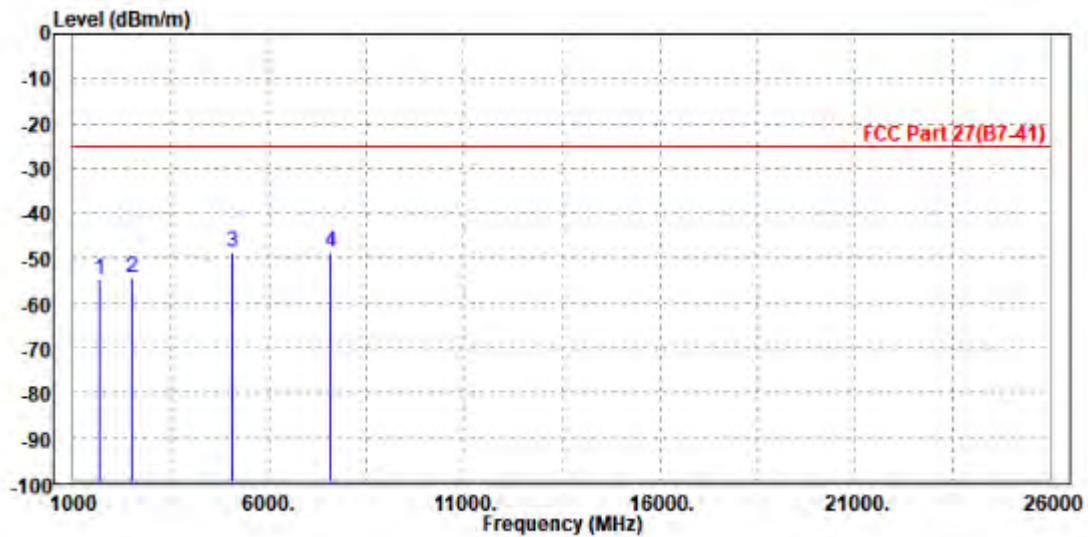
ENDC

DC 7A-n5A

CHANNEL BANDWIDTH: 20+20MHz / QPSK

MODE	TX channel 21100/167300	FREQUENCY RANGE	Above 1000MHz
ENVIRONMENTAL CONDITIONS	23deg. C, 70%RH	INPUT POWER	AC 120V/60HZ
TESTED BY	Jace Hu		
ANTENNA POLARITY & TEST DISTANCE: HORIZONTAL AT 3 M			

	Freq	Level	Read Level	Limit Line	Over Limit	Factor	Remark	Pol/Phase
	MHz	dBm/m	dBm	dBm/m	dB	dB/m		
1	1675.000	-54.75	-58.49	-25.00	-29.75	3.74	Peak	Horizontal
2	2509.000	-54.25	-60.39	-25.00	-29.25	6.14	Peak	Horizontal
3	5070.000	-48.80	-59.96	-25.00	-23.80	11.16	Peak	Horizontal
4 PP	7605.000	-48.56	-63.08	-25.00	-23.56	14.52	Peak	Horizontal

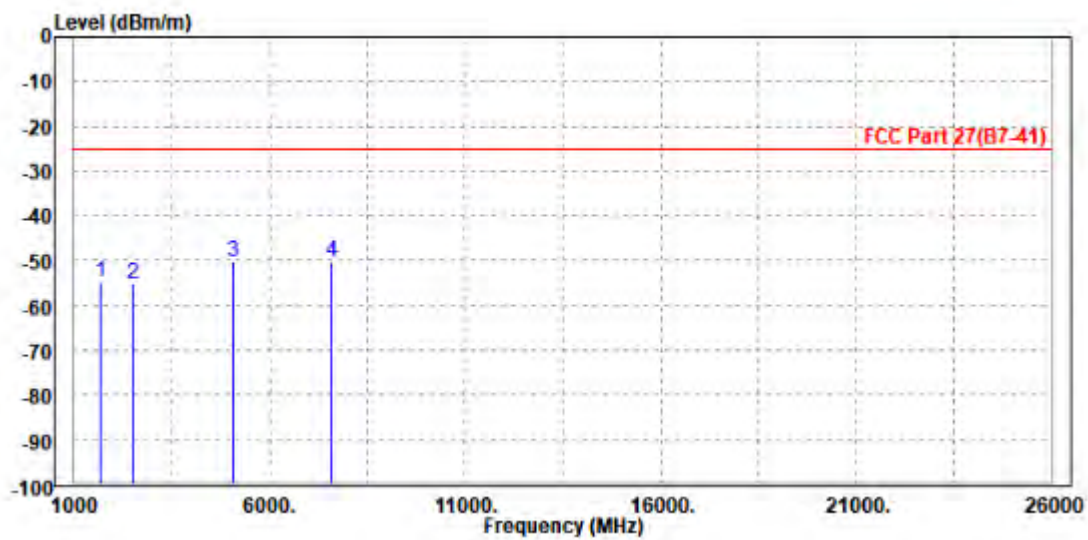




Test Report No.: W7L-240618W001RF12

MODE	TX channel 21100/167300	FREQUENCY RANGE	Above 1000MHz
ENVIRONMENTAL CONDITIONS	23deg. C, 70%RH	INPUT POWER	AC 120V/60HZ
TESTED BY	Jace Hu		
ANTENNA POLARITY & TEST DISTANCE: VERTICAL AT 3 M			

	Freq	Level	Read Level	Limit Line	Over Limit	Factor	Remark	Pol/Phase
	MHz	dBm/m	dBm	dBm/m	dB	dB/m		
1	1673.000	-54.72	-58.15	-25.00	-29.72	3.43	Peak	Vertical
2	2509.000	-55.23	-61.06	-25.00	-30.23	5.83	Peak	Vertical
3 PP	5070.000	-50.02	-61.53	-25.00	-25.02	11.51	Peak	Vertical
4	7600.000	-50.38	-63.83	-25.00	-25.38	13.45	Peak	Vertical





**BUREAU
VERITAS**

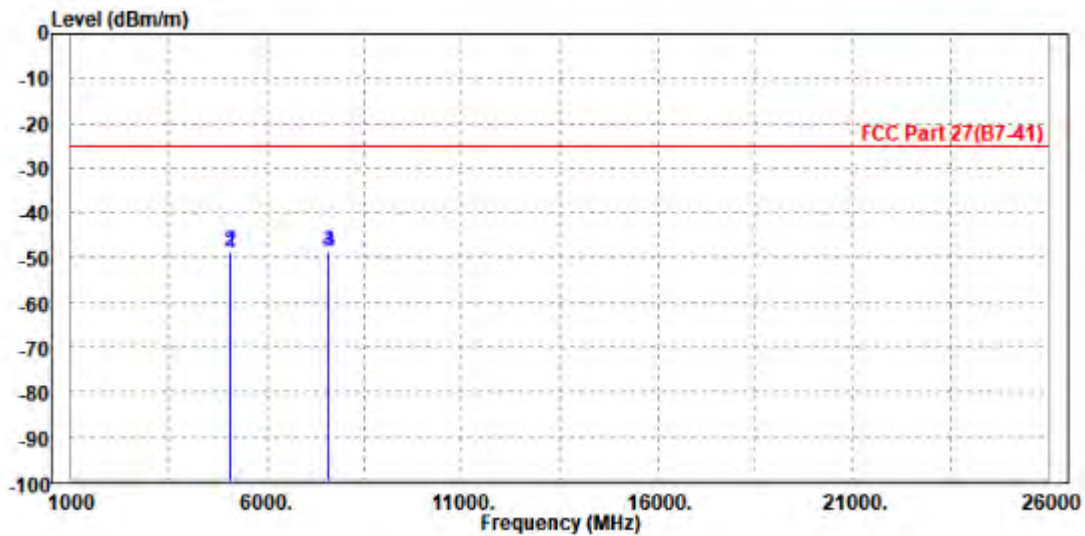
Test Report No.: W7L-240618W001RF12

DC 7A-n7A

CHANNEL BANDWIDTH: 20+50MHz / QPSK

MODE	TX channel 21100/507000	FREQUENCY RANGE	Above 1000MHz
ENVIRONMENTAL CONDITIONS	23deg. C, 70%RH	INPUT POWER	AC 120V/60HZ
TESTED BY	Jace Hu		
ANTENNA POLARITY & TEST DISTANCE: HORIZONTAL AT 3 M			

	Freq	Level	Read Level	Limit Line	Over Limit	Factor	Remark	Pol/Phase
	MHz	dBm/m	dBm	dBm/m	dB	dB/m		
1	5050.000	-49.16	-60.29	-25.00	-24.16	11.13	Peak	Horizontal
2 PP	5075.000	-48.53	-59.70	-25.00	-23.53	11.17	Peak	Horizontal
3	7575.000	-48.84	-63.31	-25.00	-23.84	14.47	Peak	Horizontal
4	7605.000	-48.81	-63.33	-25.00	-23.81	14.52	Peak	Horizontal



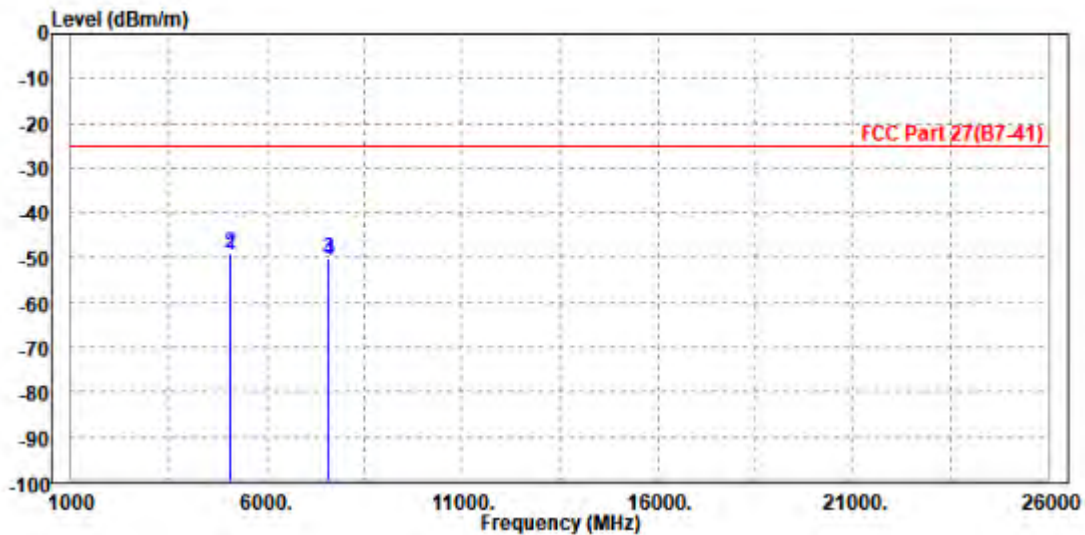


**BUREAU
VERITAS**

Test Report No.: W7L-240618W001RF12

MODE	TX channel 21100/507000	FREQUENCY RANGE	Above 1000MHz
ENVIRONMENTAL CONDITIONS	23deg. C, 70%RH	INPUT POWER	AC 120V/60HZ
TESTED BY	Jace Hu		
ANTENNA POLARITY & TEST DISTANCE: VERTICAL AT 3 M			

	Freq	Level	Read Level	Limit Line	Over Limit	Factor	Remark	Pol/Phase
	MHz	dBm/m	dBm	dBm/m	dB	dB/m		
1	5050.000	-49.31	-60.78	-25.00	-24.31	11.47	Peak	Vertical
2	PP 5075.000	-48.96	-60.48	-25.00	-23.96	11.52	Peak	Vertical
3	7575.000	-50.27	-63.62	-25.00	-25.27	13.35	Peak	Vertical
4	7605.000	-50.45	-63.93	-25.00	-25.45	13.48	Peak	Vertical





BUREAU VERITAS

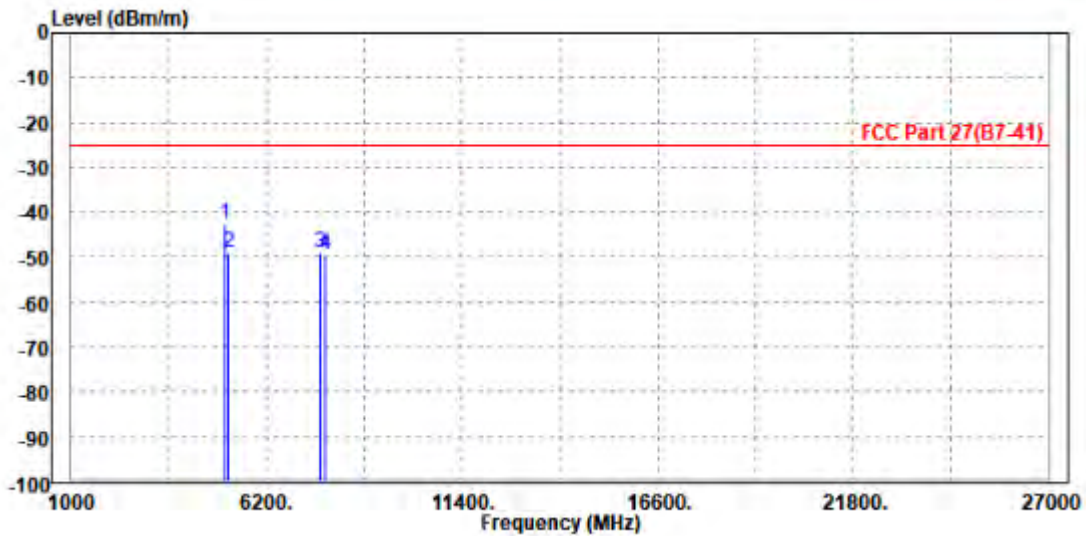
Test Report No.: W7L-240618W001RF12

DC 41A-n41A

CHANNEL BANDWIDTH: 20+100MHz / QPSK

MODE	TX channel 40620/518598	FREQUENCY RANGE	Above 1000MHz
ENVIRONMENTAL CONDITIONS	23deg. C, 70%RH	INPUT POWER	AC 120V/60HZ
TESTED BY	Jace Hu		
ANTENNA POLARITY & TEST DISTANCE: HORIZONTAL AT 3 M			

	Freq	Level	Read Level	Limit Line	Over Limit	Factor	Remark	Pol/Phase
	MHz	dBm/m	dBm	dBm/m	dB	dB/m		
1	PP 5092.000	-42.66	-53.86	-25.00	-17.66	11.20	Peak	Horizontal
2	5186.000	-49.20	-60.54	-25.00	-24.20	11.34	Peak	Horizontal
3	7630.000	-48.90	-63.46	-25.00	-23.90	14.56	Peak	Horizontal
4	7779.000	-49.39	-64.21	-25.00	-24.39	14.82	Peak	Horizontal

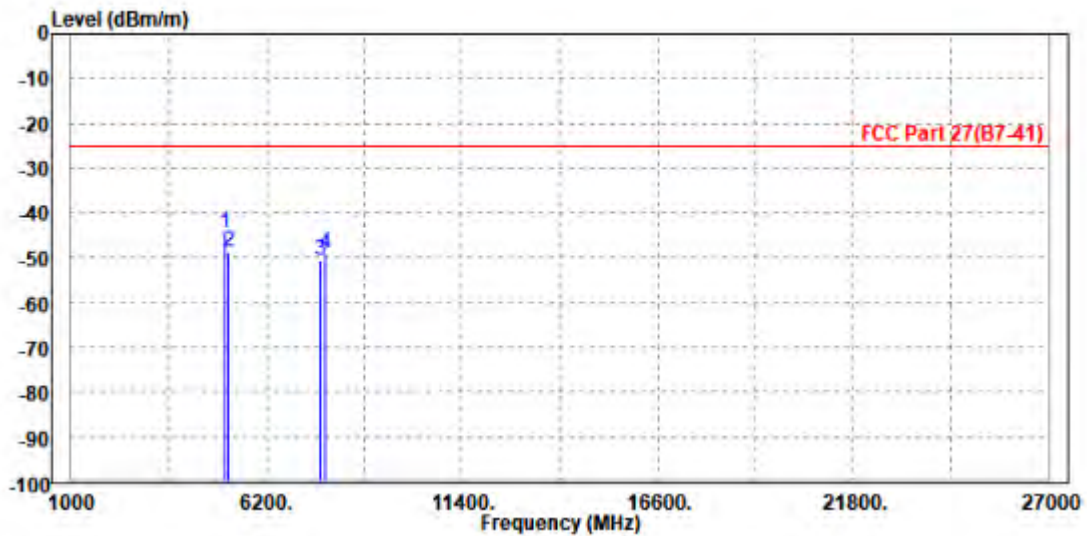




Test Report No.: W7L-240618W001RF12

MODE	TX channel 40620/518598	FREQUENCY RANGE	Above 1000MHz
ENVIRONMENTAL CONDITIONS	23deg. C, 70%RH	INPUT POWER	AC 120V/60HZ
TESTED BY	Jace Hu		
ANTENNA POLARITY & TEST DISTANCE: VERTICAL AT 3 M			

	Freq	Level	Read Level	Limit Line	Over Limit	Factor	Remark	Pol/Phase
	MHz	dBm/m	dBm	dBm/m	dB	dB/m		
1	PP 5092.000	-44.65	-56.20	-25.00	-19.65	11.55	Peak	Vertical
2	5186.000	-48.50	-60.23	-25.00	-23.50	11.73	Peak	Vertical
3	7630.000	-50.65	-64.23	-25.00	-25.65	13.58	Peak	Vertical
4	7779.000	-48.99	-63.22	-25.00	-23.99	14.23	Peak	Vertical





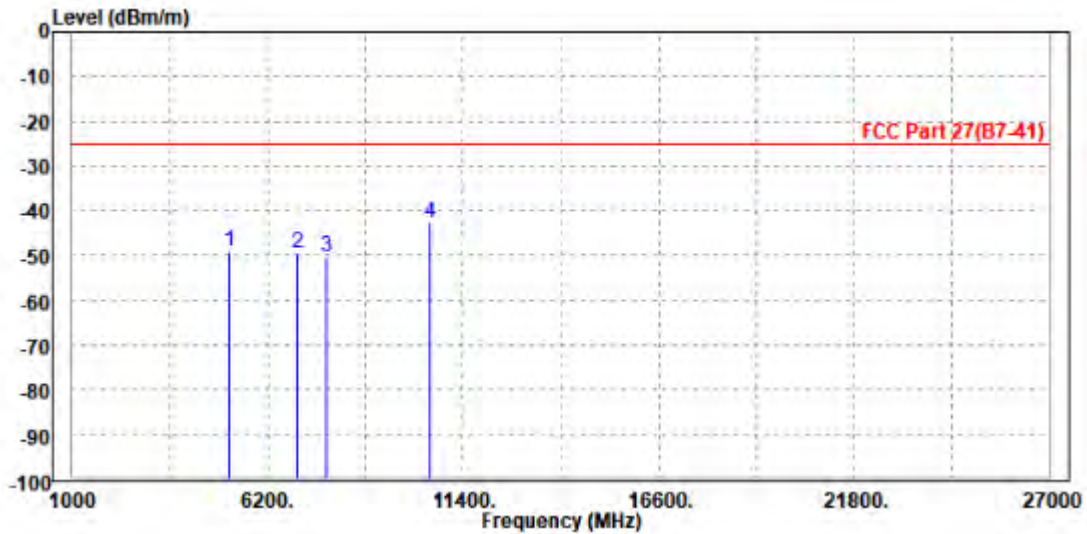
Test Report No.: W7L-240618W001RF12

DC 41A-n78A

CHANNEL BANDWIDTH: 20+100MHz / QPSK

MODE	TX channel 40620/633334	FREQUENCY RANGE	Above 1000MHz
ENVIRONMENTAL CONDITIONS	23deg. C, 70%RH	INPUT POWER	AC 120V/60HZ
TESTED BY	Jace Hu		
ANTENNA POLARITY & TEST DISTANCE: HORIZONTAL AT 3 M			

	Freq	Level	Read Level	Limit Line	Over Limit	Factor	Remark	Pol/Phase
	MHz	dBm/m	dBm	dBm/m	dB	dB/m		
1	5186.000	-48.94	-60.28	-25.00	-23.94	11.34	Peak	Horizontal
2	7006.000	-49.49	-63.27	-25.00	-24.49	13.78	Peak	Horizontal
3	7779.000	-50.06	-64.88	-25.00	-25.06	14.82	Peak	Horizontal
4	PP10500.000	-42.66	-62.31	-25.00	-17.66	19.65	Peak	Horizontal



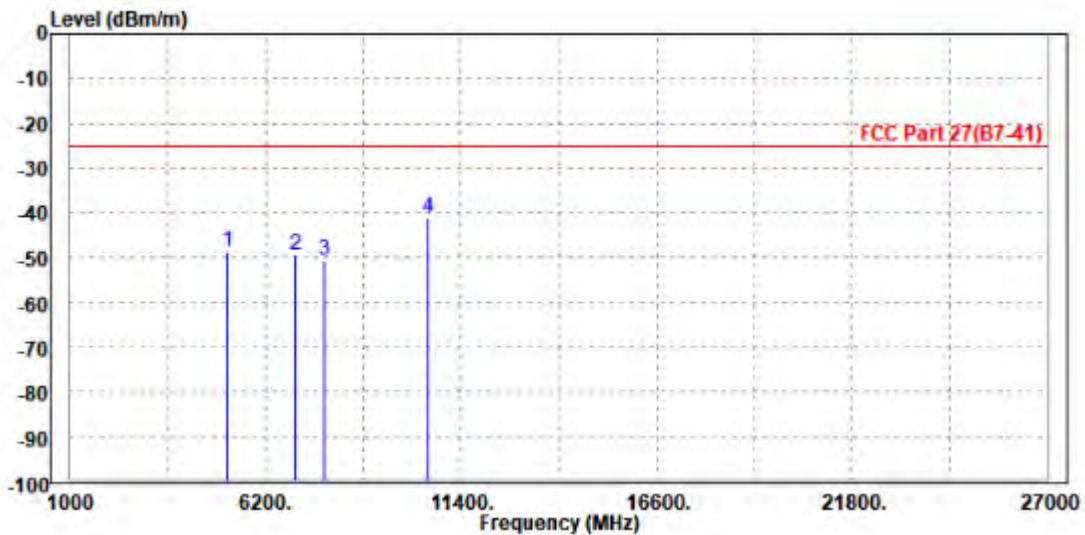


**BUREAU
VERITAS**

Test Report No.: W7L-240618W001RF12

MODE	TX channel 40620/633334	FREQUENCY RANGE	Above 1000MHz
ENVIRONMENTAL CONDITIONS	23deg. C, 70%RH	INPUT POWER	AC 120V/60HZ
TESTED BY	Jace Hu		
ANTENNA POLARITY & TEST DISTANCE: VERTICAL AT 3 M			

	Freq	Level	Read Level	Limit Line	Over Limit	Factor	Remark	Pol/Phase
	MHz	dBm/m	dBm	dBm/m	dB	dB/m		
1	5186.000	-48.62	-60.35	-25.00	-23.62	11.73	Peak	Vertical
2	7000.000	-49.60	-64.17	-25.00	-24.60	14.57	Peak	Vertical
3	7779.000	-50.65	-64.88	-25.00	-25.65	14.23	Peak	Vertical
4	PP10500.000	-41.20	-61.77	-25.00	-16.20	20.57	Peak	Vertical





**BUREAU
VERITAS**

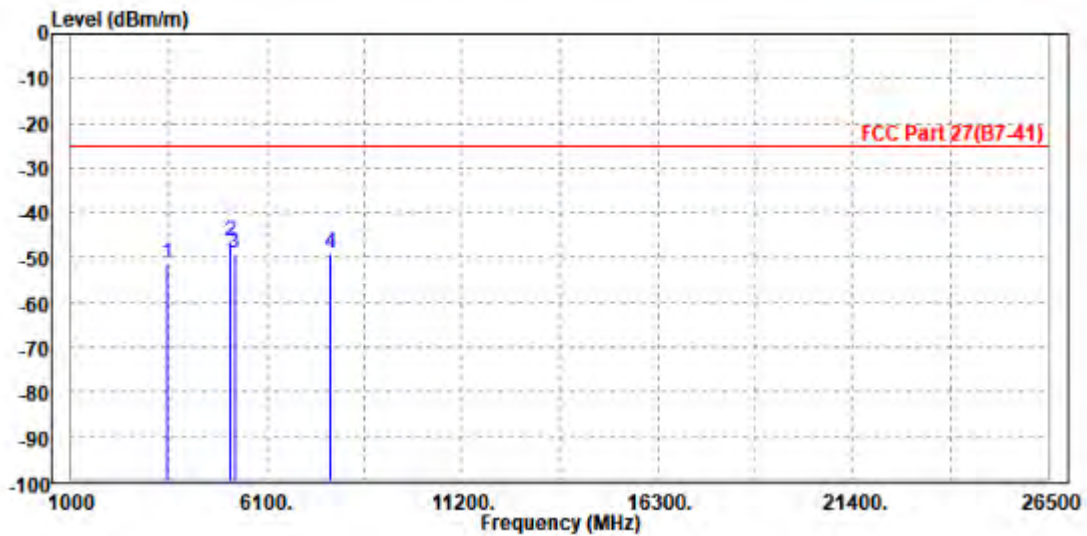
Test Report No.: W7L-240618W001RF12

DC 66A-n38A

CHANNEL BANDWIDTH: 20+40MHz / QPSK

MODE	TX channel 132422/519000	FREQUENCY RANGE	Above 1000MHz
ENVIRONMENTAL CONDITIONS	23deg. C, 70%RH	INPUT POWER	AC 120V/60HZ
TESTED BY	Jace Hu		
ANTENNA POLARITY & TEST DISTANCE: HORIZONTAL AT 3 M			

	Freq	Level	Read Level	Limit Line	Over Limit	Factor	Remark	Pol/Phase
	MHz	dBm/m	dBm	dBm/m	dB	dB/m		
1	3510.000	-51.38	-59.93	-25.00	-26.38	8.55	Peak	Horizontal
2	PP 5156.500	-46.29	-57.58	-25.00	-21.29	11.29	Peak	Horizontal
3	5258.500	-49.23	-60.67	-25.00	-24.23	11.44	Peak	Horizontal
4	7785.000	-49.01	-63.84	-25.00	-24.01	14.83	Peak	Horizontal

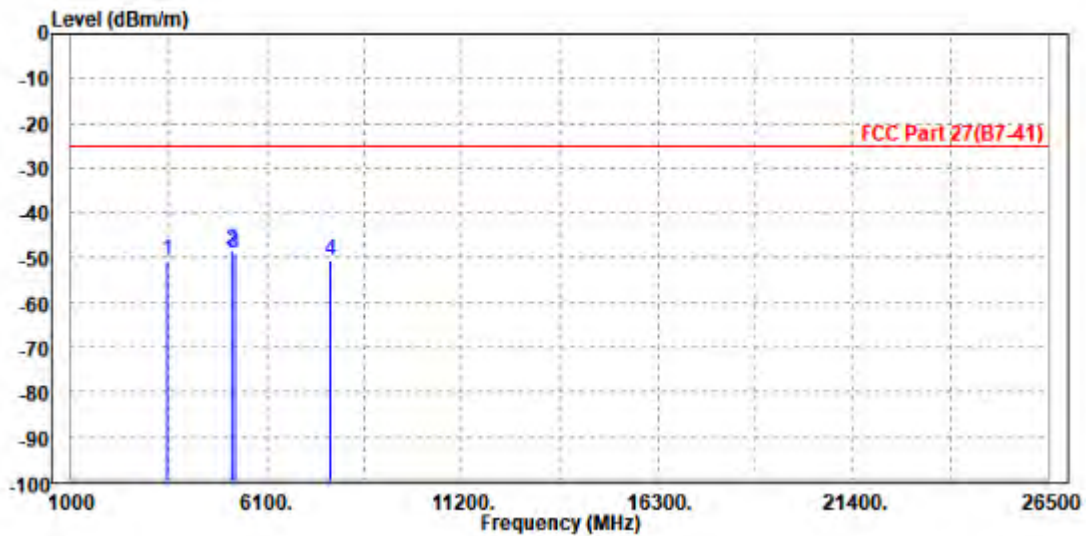




Test Report No.: W7L-240618W001RF12

MODE	TX channel 132422/519000	FREQUENCY RANGE	Above 1000MHz
ENVIRONMENTAL CONDITIONS	23deg. C, 70%RH	INPUT POWER	AC 120V/60HZ
TESTED BY	Jace Hu		
ANTENNA POLARITY & TEST DISTANCE: VERTICAL AT 3 M			

	Freq	Level	Read Level	Limit Line	Over Limit	Factor	Remark	Pol/Phase
	MHz	dBm/m	dBm	dBm/m	dB	dB/m		
1	3510.000	-50.64	-59.28	-25.00	-25.64	8.64	Peak	Vertical
2 PP	5190.000	-48.26	-60.00	-25.00	-23.26	11.74	Peak	Vertical
3	5258.500	-48.88	-60.75	-25.00	-23.88	11.87	Peak	Vertical
4	7785.000	-50.53	-64.79	-25.00	-25.53	14.26	Peak	Vertical





**BUREAU
VERITAS**

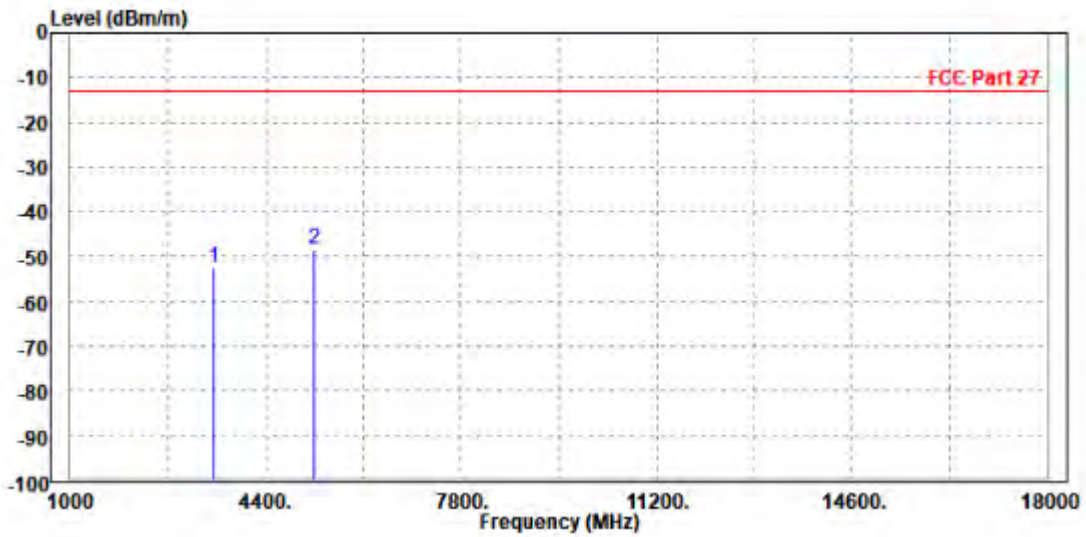
Test Report No.: W7L-240618W001RF12

DC 66A-n66A

CHANNEL BANDWIDTH: 20+40MHz / QPSK

MODE	TX channel 132322/349000	FREQUENCY RANGE	Above 1000MHz
ENVIRONMENTAL CONDITIONS	23deg. C, 70%RH	INPUT POWER	AC 120V/60HZ
TESTED BY	Jace Hu		
ANTENNA POLARITY & TEST DISTANCE: HORIZONTAL AT 3 M			

	Freq	Level	Read Level	Limit Line	Over Limit	Factor	Remark	Pol/Phase
	MHz	dBm/m	dBm	dBm/m	dB	dB/m		
1	3490.000	-52.52	-59.72	-13.00	-39.52	7.20	Peak	Horizontal
2 PP	5233.000	-48.44	-59.13	-13.00	-35.44	10.69	Peak	Horizontal

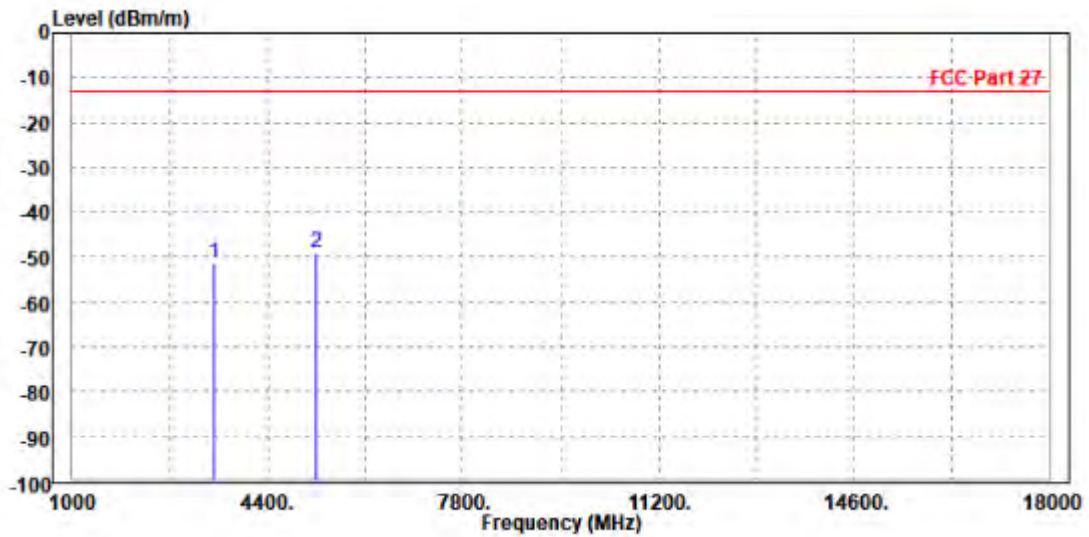




Test Report No.: W7L-240618W001RF12

MODE	TX channel 132322/349000	FREQUENCY RANGE	Above 1000MHz
ENVIRONMENTAL CONDITIONS	23deg. C, 70%RH	INPUT POWER	AC 120V/60HZ
TESTED BY	Jace Hu		
ANTENNA POLARITY & TEST DISTANCE: VERTICAL AT 3 M			

	Freq	Level	Read Level	Limit Line	Over Limit	Factor	Remark	Pol/Phase
	MHz	dBm/m	dBm	dBm/m	dB	dB/m		
1	3482.000	-51.30	-59.52	-13.00	-38.30	8.22	Peak	Vertical
2 PP	5235.000	-49.09	-60.11	-13.00	-36.09	11.02	Peak	Vertical





**BUREAU
VERITAS**

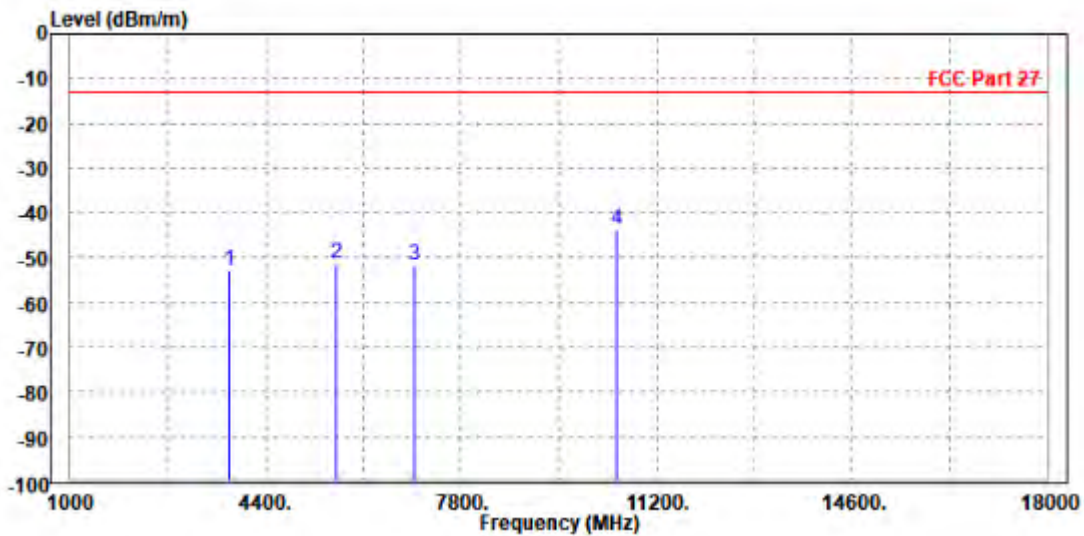
Test Report No.: W7L-240618W001RF12

DC 2A-n77A

CHANNEL BANDWIDTH: 20+100MHz / QPSK

MODE	TX channel 18900/633334	FREQUENCY RANGE	Above 1000MHz
ENVIRONMENTAL CONDITIONS	23deg. C, 70%RH	INPUT POWER	AC 120V/60HZ
TESTED BY	Jace Hu		
ANTENNA POLARITY & TEST DISTANCE: HORIZONTAL AT 3 M			

	Freq	Level	Read Level	Limit Line	Over Limit	Factor	Remark	Pol/Phase
	MHz	dBm/m	dBm	dBm/m	dB	dB/m		
1	3754.000	-52.68	-60.52	-13.00	-39.68	7.84	Peak	Horizontal
2	5640.000	-51.47	-62.68	-13.00	-38.47	11.21	Peak	Horizontal
3	7000.000	-51.65	-64.36	-13.00	-38.65	12.71	Peak	Horizontal
4	PP10500.000	-43.77	-62.22	-13.00	-30.77	18.45	Peak	Horizontal

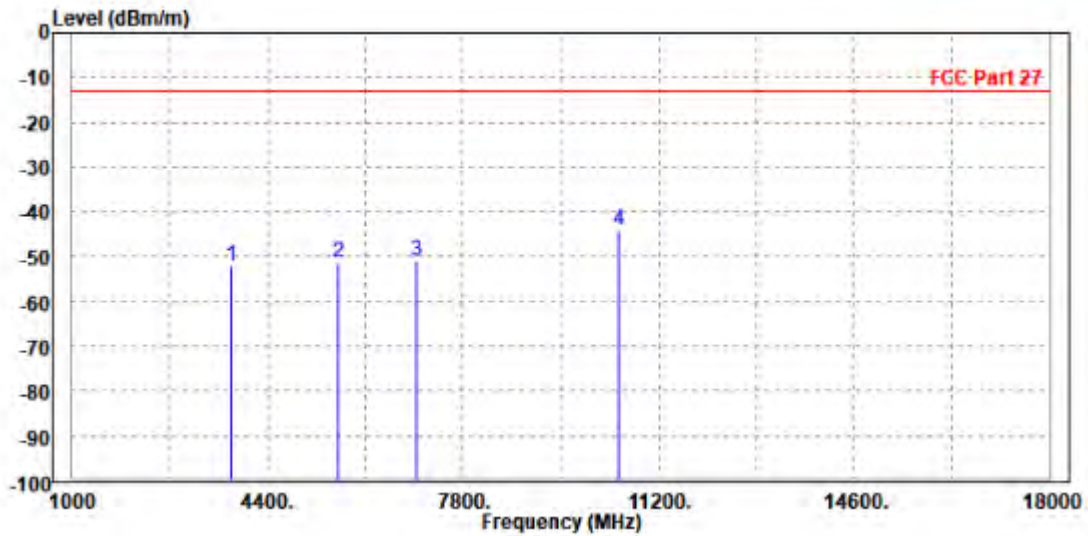




Test Report No.: W7L-240618W001RF12

MODE	TX channel 18900/633334	FREQUENCY RANGE	Above 1000MHz
ENVIRONMENTAL CONDITIONS	23deg. C, 70%RH	INPUT POWER	AC 120V/60HZ
TESTED BY	Jace Hu		
ANTENNA POLARITY & TEST DISTANCE: VERTICAL AT 3 M			

	Freq	Level	Read Level	Limit Line	Over Limit	Factor	Remark	Pol/Phase
	MHz	dBm/m	dBm	dBm/m	dB	dB/m		
1	3760.000	-51.95	-60.41	-13.00	-38.95	8.46	Peak	Vertical
2	5640.000	-51.40	-62.79	-13.00	-38.40	11.39	Peak	Vertical
3	7000.000	-51.14	-64.11	-13.00	-38.14	12.97	Peak	Vertical
4	PP10503.000	-43.92	-62.54	-13.00	-30.92	18.62	Peak	Vertical

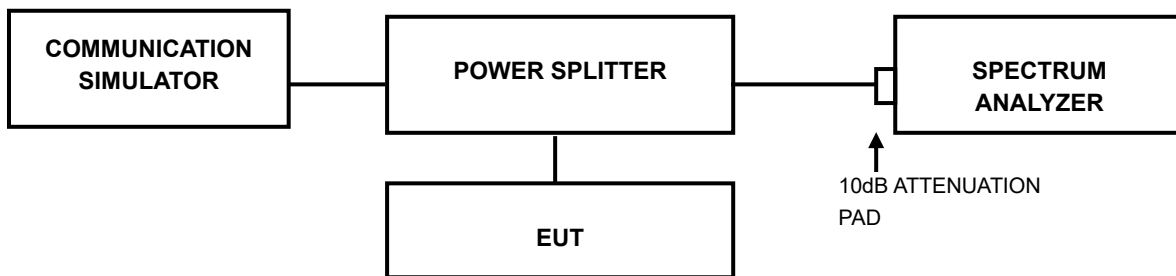


3.7 PEAK TO AVERAGE RATIO

3.7.1 LIMITS OF PEAK TO AVERAGE RATIO MEASUREMENT

In measuring transmissions in this band using an average power technique, the peak to-average ratio (PAR) of the transmission may not exceed 13 dB

3.7.2 TEST SETUP



3.7.3 TEST PROCEDURES

1. Set resolution/measurement bandwidth \geq signal's occupied bandwidth;
2. Set the number of counts to a value that stabilizes the measured CCDF curve;
3. Record the maximum PAPR level associated with a probability of 0.1%.



Test Report No.: W7L-240618W001RF12

3.7.4 TEST RESULTS

Please Refer to Appendix.



Test Report No.: W7L-240618W001RF12

4 INFORMATION ON THE TESTING LABORATORIES

We, BV 7LAYERS COMMUNICATIONS TECHNOLOGY (SHENZHEN) CO. LTD., were founded in 2015 to provide our best service in EMC, Radio, Telecom and Safety consultation. Our laboratories are accredited and approved according to ISO/IEC 17025.

If you have any comments, please feel free to contact us at the following:

Shenzhen EMC/RF Lab:

Tel: +86-755-88696566

Fax: +86-755-88696577

Email: customerservice.sw@bureauveritas.com

Web Site: www.adt.com.tw

The address and road map of all our labs can be found in our web site also.