



Test Report No.: W7L-240618W001RF12



# FCC RF TEST REPORT

Applicant:	Xiaomi Communications Co., Ltd.
Address:	#019, 9th Floor, Building 6, 33 Xi'erqi Middle Road, Haidian District, Beijing, China, 100085

Manufacturer or Supplier:	Xiaomi Communications Co., Ltd.
Address:	#019, 9th Floor, Building 6, 33 Xi'erqi Middle Road, Haidian District, Beijing, China, 100085
Product:	Mobile Phone
Brand Name:	Redmi
Model Name:	24094RAD4G
FCC ID:	2AFZZRAD4G
Date of tests:	Jul. 12, 2024 ~ Aug. 05, 2024

The tests have been carried out according to the requirements of the following standard:

- FCC PART 22, Subpart H  FCC PART 24, Subpart E  FCC Part 27, Subpart C, M
- FCC Part 90, Subpart R, S  ANSI/TIA/EIA-603-D
- FCC Part 2  ANSI/TIA/EIA-603-E  ANSI C63.26-2015

CONCLUSION: The submitted sample was found to COMPLY with the test requirement

Prepared by Simon Wang Engineer / Mobile Department	Approved by Luke Lu Manager / Mobile Department
Date: Aug. 05, 2024	Date: Aug. 05, 2024

This report is governed by, and incorporates by reference, the Conditions of Testing as posted at the date of issuance of this report at <http://www.bureauveritas.com/home/about-us/our-business/cps/about-us/terms-conditions/> and is intended for your exclusive use. Any copying or replication of this report to or for any other person or entity, or use of our name or trademark, is permitted only with our prior written permission. This report sets forth our findings solely with respect to the test samples identified herein. The results set forth in this report are not indicative or representative of the quality or characteristics of the lot from which a test sample was taken or any similar or identical product unless specifically and expressly noted. Our report includes all of the tests requested by you and the results thereof based upon the information that you provided to us. Measurement uncertainty is only provided upon request for accredited tests. Statements of conformity are based on simple acceptance criteria without taking measurement uncertainty into account, unless otherwise requested in writing. You have 60 days from date of issuance of this report to notify us of any material error or omission caused by our negligence or if you require measurement uncertainty; provided, however, that such notice shall be in writing and shall specifically address the issue you wish to raise. A failure to raise such issue within the prescribed time shall constitute your unqualified acceptance of the completeness of this report, the tests conducted and the correctness of the report contents.



# TABLE OF CONTENTS

**RELEASE CONTROL RECORD ..... 4**

**1 SUMMARY OF TEST RESULTS ..... 5**

1.1 MEASUREMENT UNCERTAINTY ..... 7

1.2 TEST SITE AND INSTRUMENTS ..... 8

**2 GENERAL INFORMATION ..... 9**

2.1 GENERAL DESCRIPTION OF EUT ..... 9

2.2 CONFIGURATION OF SYSTEM UNDER TEST ..... 38

2.3 DESCRIPTION OF SUPPORT UNITS ..... 39

2.4 TEST ITEM AND TEST CONFIGURATION ..... 39

2.5 GENERAL DESCRIPTION OF APPLIED STANDARDS ..... 68

**3 TEST TYPES AND RESULTS ..... 69**

3.1 OUTPUT POWER MEASUREMENT ..... 69

3.1.1 LIMITS OF OUTPUT POWER MEASUREMENT ..... 69

3.1.2 TEST PROCEDURES ..... 70

3.1.3 TEST SETUP ..... 71

3.1.4 TEST RESULTS ..... 72

3.2 FREQUENCY STABILITY MEASUREMENT ..... 289

3.2.1 LIMITS OF FREQUENCY STABILITY MEASUREMENT ..... 289

3.2.2 TEST PROCEDURE ..... 289

3.2.3 TEST SETUP ..... 289

3.2.4 TEST RESULTS ..... 290

3.3 OCCUPIED BANDWIDTH MEASUREMENT ..... 291

3.3.1 LIMITS OF OCCUPIED BANDWIDTH MEASUREMENT ..... 291

3.3.2 TEST SETUP ..... 291

3.3.3 TEST PROCEDURES ..... 291

3.3.4 TEST RESULTS ..... 292

3.4 BAND EDGE MEASUREMENT ..... 293

3.4.1 LIMITS OF BAND EDGE MEASUREMENT ..... 293

3.4.2 TEST SETUP ..... 296

3.4.3 TEST PROCEDURES ..... 297

3.4.4 TEST RESULTS ..... 298

3.5 CONDUCTED SPURIOUS EMISSIONS ..... 299

3.5.1 LIMITS OF CONDUCTED SPURIOUS EMISSIONS MEASUREMENT ..... 299

3.5.2 TEST PROCEDURE ..... 300

3.5.3 TEST SETUP ..... 300

3.5.4 TEST RESULTS ..... 301

3.6 RADIATED EMISSION MEASUREMENT ..... 302

3.6.1 LIMITS OF RADIATED EMISSION MEASUREMENT ..... 302

3.6.2 TEST PROCEDURES ..... 303

3.6.3 DEVIATION FROM TEST STANDARD ..... 303

3.6.4 TEST SETUP ..... 304

3.6.5 TEST RESULTS ..... 306

3.7 PEAK TO AVERAGE RATIO ..... 498

3.7.1 LIMITS OF PEAK TO AVERAGE RATIO MEASUREMENT ..... 498

3.7.2 TEST SETUP ..... 498

3.7.3 TEST PROCEDURES ..... 498

3.7.4 TEST RESULTS ..... 499



**BUREAU  
VERITAS**

**Test Report No.: W7L-240618W001RF12**

**4 INFORMATION ON THE TESTING LABORATORIES ..... 500**

**5 MODIFICATIONS RECORDERS FOR ENGINEERING CHANGES TO THE EUT BY THE LAB 501**



Test Report No.: W7L-240618W001RF12

## RELEASE CONTROL RECORD

ISSUE NO.	REASON FOR CHANGE	DATE ISSUED
W7L-240618W001RF12	Original release	Aug. 05, 2024

# 1 SUMMARY OF TEST RESULTS

The EUT has been tested according to the following specifications:

APPLIED STANDARD: FCC PART 22/24/27/90 & PART 2		
STANDARD SECTION	TEST TYPE AND LIMIT	RESULT
§2.1046 §90.635(b)	Conducted Output Power (N26)	Compliance
§24.232(c) §27.50(h)(2) §27.50(d)(4) §27.50(j)(3) §27.50(k)(3)	Equivalent Isotropically Radiated Power (n2, n7, n38, n41, n66, n77, n78)	Compliance
§22.913 (a) §27.50(b)(10) §27.50(c)(10)	Equivalent Radiated Power (n5, n12, n26)	Compliance
§2.1055 §22.355 §24.235 §90.213	Frequency Stability	Compliance
§2.1049 §90.209	Occupied Bandwidth	Compliance
§2.1051 §22.917(a) §24.238(a) §27.53(g) §27.53(h) §27.53(l)(2) §27.53(m)(4)(6) §27.53(n)(2) §90.691(a)	Band Edge Measurements	Compliance
§2.1051 §22.917(a) §24.238(a)	Conducted Spurious Emissions	Compliance



BUREAU  
VERITAS

Test Report No.: W7L-240618W001RF12

§27.53(g) §27.53(h) §27.53(l)(2) §27.53(m)(4)(6) §27.53(n)(2) §90.691(a)		
§2.1053 §22.917(a) §24.238(a) §27.53(g) §27.53(h) §27.53(l)(2) §27.53(m)(4)(6) §27.53(n)(2) §90.691(a)	Radiated Spurious Emissions	Compliance
§27.50(j)(4)	Peak-to-Average Ratio	Compliance

NOTE:

1. Max ERP/EIRP is according to Max conducted power calculate for SA.
2. This device supports SRS (sounding reference signal) mode for NR TDD band41/77/78(1T4R). For each SRS mode radiated measurement was performed through FTM mode provided by the customer, each antenna has been tested separately, the report only shows the worst antenna's data.
3. For NR Bands that whose Bandwidths support both SCS 15kHz and SCS 30kHz, the RSE test only excuted at SCS 15kHz configuration, in consideration of that SCS 15kHz configuration's frequency range is wider than it at SCS 30kHz, and the power of them is almost all the same.
4. All the supported ENDC combinations have been evaluated, only the worst case datas of each NR band are shown in the report.

## 1.1 MEASUREMENT UNCERTAINTY

Where relevant, the following measurement uncertainty levels have been estimated for tests performed on the EUT as specified in CISPR 16-4-2:

MEASUREMENT	UNCERTAINTY
Frequency Stability	$\pm 76.97\text{Hz}$
Radiated emissions (9KHz~30MHz)	$\pm 2.68\text{dB}$
Radiated emissions & Radiated Power (30MHz~1GHz)	$\pm 4.98\text{dB}$
Radiated emissions & Radiated Power (1GHz ~6GHz)	$\pm 4.70\text{dB}$
Radiated emissions (6GHz ~18GHz)	$\pm 4.60\text{dB}$
Radiated emissions (18GHz ~40GHz)	$\pm 4.12\text{dB}$
Conducted emissions	$\pm 4.01\text{dB}$
Occupied Channel Bandwidth	$\pm 43.58\text{KHz}$
Conducted Output power	$\pm 2.06\text{dB}$
Band Edge Measurements	$\pm 4.70\text{dB}$

This uncertainty represents an expanded uncertainty expressed at approximately the 95% confidence level using a coverage factor of  $k=2$ .

## 1.2 TEST SITE AND INSTRUMENTS

Equipment	Manufacturer	Model No.	Serial No.	Last Cal.	Next Cal.
MXE EMI Receiver	KEYSIGHT	N9038A-544	MY54450026	Mar. 28,24	Mar. 27,25
EXA Signal Analyzer	KEYSIGHT	N9010A-544	MY54510355	May.10,24	May.09,25
Loop Antenna	Schwarzbeck	FMZB 1519B	00173	Sep.03,23	Sep.02,24
Bilog Antenna	ETS-LINDGRE N	3143B	00161965	Feb. 18,24	Feb. 17,25
Horn Antenna	ETS-LINDGRE N	3117	00168692	Feb. 18,24	Feb. 17,25
Horn Antenna (18GHz-40GHz)	N/A	QWH-SL-18-40-K- SG/QMS-00361	15433	Sep.04, 23	Sep.03, 24
Radio Communication Analyzer	ANRITSU	MT8820C	6201465426	Feb. 14,24	Feb. 13,25
Signal Pre-Amplifier	EMSI	EMC 9135	980249	May. 06,24	May. 05,25
Signal Pre-Amplifier	EMSI	EMC 012645B	980257	May.10,24	May.09,25
Signal Pre-Amplifier	EMSI	EMC 184045B	980259	Feb. 17,24	Feb.16,25
3m Semi-anechoic Chamber	ETS-LINDGRE N	9m*6m*6m	Euroshieldpn- CT0001143-121 6	Nov. 14,23	Nov. 13,26
Test Software	E3	V 9.160323	N/A	N/A	N/A
Test Software	JS1120	3.1.36	N/A	N/A	N/A
10dB Attenuator	JFW/USA	50HF-010-SMA	50HF-010-SMA	May. 06,24	May. 05,25
Power Meter	Anritsu	ML2495A	1506002	Feb. 14,24	Feb. 13,25
Power Sensor	Anritsu	MA2411B	1339352	Feb. 14,24	Feb. 13,25
Temperature Chamber	ESPEC	SH-242	93000855	May. 06,24	May. 05,25
MXG Analog Microvave Signal Generator	KEYSIGHT	N5183A	MY50143024	Feb. 14,24	Feb. 13,25
Base station R&S CMW500	Rohde&Schwa rz	CMW500	153085	May.10,24	May.09,25
DC Source	Kikusui/JP	PMX18-5A	N/A	Aug. 11,23	Aug. 10,24

- NOTE:**
1. The calibration interval of the above test instruments is 12 months or 36 months and the calibrations are traceable to CEPREI/CHINA, GRGT/CHINA and NIM/CHINA.
  2. The test was performed in 3m Semi-anechoic Chamber and RF Oven Room.
  3. The horn antenna is used only for the measurement of emission frequency above 1GHz if tested.
  4. The FCC Site Registration No. is 525120; The Designation No. is CN1171.



## 2 GENERAL INFORMATION

### 2.1 GENERAL DESCRIPTION OF EUT

<b>PRODUCT</b>	Mobile Phone	
<b>BRAND NAME</b>	Redmi	
<b>MODEL NAME</b>	24094RAD4G	
<b>NOMINAL VOLTAGE</b>	5/5~11Vdc(adapter or host equipment) 3.91Vdc (Li-ion, battery)	
<b>MODULATION TECHNOLOGY</b>	<b>5G NR</b>	DFT-s-OFDM (Pi/2BPSK, QPSK, 16QAM, 64QAM, 256QAM); CP-OFDM(QPSK,16QAM,64QAM,256QAM);
<b>LTE ANCHOR BAND FOR NR BAND</b>	<b>LTE Anchor Band for NR Band n2</b>	SA ONLY
	<b>LTE Anchor Band for NR Band n5</b>	LTE Band 7
	<b>LTE Anchor Band for NR Band n7</b>	LTE Band 4/5/7/66
	<b>LTE Anchor Band for NR Band n12</b>	SA ONLY
	<b>LTE Anchor Band for NR Band n26</b>	SA ONLY
	<b>LTE Anchor Band for NR Band n38</b>	LTE Band 4/66
	<b>LTE Anchor Band for NR Band n41</b>	LTE Band 4/41/66
	<b>LTE Anchor Band for NR Band n66</b>	LTE Band 2/5/7/66
	<b>LTE Anchor Band for NR Band n77</b>	LTE Band 2
	<b>LTE Anchor Band for NR Band n78</b>	LTE Band 2/4/5/7/26/38/41/66
<b>FREQUENCY RANGE (15K)</b>	<b>NR Band n2</b>	1852.5MHz ~ 1907.5MHz
	<b>NR Band n5</b>	826.5MHz ~ 846.5MHz
	<b>NR Band n7</b>	2502.5MHz ~ 2567.5MHz
	<b>NR Band n12</b>	701.5MHz ~ 713.5MHz
	<b>NR Band n26</b>	816.5MHz ~ 846.5MHz
	<b>NR Band n38</b>	2572.5MHz ~ 2617.5MHz



**BUREAU  
VERITAS**

Test Report No.: W7L-240618W001RF12

	NR Band n41	2501.01MHz ~ 2685MHz
	NR Band n66	1712.5MHz ~ 1777.5MHz
	NR Band n77(Part27Q)/ (HPUE)	3455.01MHz ~ 3544.995MHz
	NR Band n77(Part27O)/ (HPUE)	3705MHz ~ 3975MHz
	NR Band n78(Part27Q)/ (HPUE)	3455.01MHz ~ 3544.98MHz
FREQUENCY RANGE (30K)	NR Band n2	1855MHz ~ 1905MHz
	NR Band n7	2505MHz ~ 2565MHz
	NR Band n38	2575MHz ~ 2615MHz
	NR Band n41	2501.01MHz ~ 2685MHz
	NR Band n66	1715MHz ~ 1775MHz
	NR Band n77(Part27Q)/ (HPUE)	3455.01MHz ~ 3544.98MHz
	NR Band n77(Part27O)/ (HPUE)	3705MHz ~ 3975MHz
	NR Band n78(Part27Q)/ (HPUE)	3455.01MHz ~ 3544.98MHz
EMISSION DESIGNATOR (SCS 15K)	NR Band n2 Channel Bandwidth: 5MHz	DFT-PI2BPSK 4M50G7D DFT-QPSK 4M50G7D DFT-16QAM 4M51W7D DFT-64QAM 4M51W7D DFT-256QAM 4M48W7D
	NR Band n2 Channel Bandwidth: 10MHz	DFT-PI2BPSK 8M99G7D DFT-QPSK 8M99G7D DFT-16QAM 8M99W7D DFT-64QAM 8M99W7D DFT-256QAM 8M98W7D
	NR Band n2 Channel Bandwidth: 15MHz	DFT-PI2BPSK 13M5G7D DFT-QPSK 13M5G7D DFT-16QAM 13M5W7D DFT-64QAM 13M5W7D DFT-256QAM 13M5W7D



BUREAU  
VERITAS

Test Report No.: W7L-240618W001RF12

<b>EMISSION DESIGNATOR (SCS 15K)</b>	<b>NR Band n2 Channel Bandwidth: 20MHz</b>	DFT-PI2BPSK 18M1G7D DFT-QPSK 18M1G7D DFT-16QAM 18M1W7D DFT-64QAM 18M1W7D DFT-256QAM 18M0W7D
	<b>NR Band n7 Channel Bandwidth: 5MHz</b>	DFT-PI2BPSK 4M47G7D DFT-QPSK 4M46G7D DFT-16QAM 4M46W7D DFT-64QAM 4M46W7D DFT-256QAM 4M45W7D
	<b>NR Band n7 Channel Bandwidth: 10MHz</b>	DFT-PI2BPSK 8M91G7D DFT-QPSK 8M90G7D DFT-16QAM 8M90W7D DFT-64QAM 8M90W7D DFT-256QAM 8M91W7D
	<b>NR Band n7 Channel Bandwidth: 15MHz</b>	DFT-PI2BPSK 13M4G7D DFT-QPSK 13M4G7D DFT-16QAM 13M4W7D DFT-64QAM 13M4W7D DFT-256QAM 13M4W7D
	<b>NR Band n7 Channel Bandwidth: 20MHz</b>	DFT-PI2BPSK 17M9G7D DFT-QPSK 17M9G7D DFT-16QAM 17M9W7D DFT-64QAM 17M8W7D DFT-256QAM 17M9W7D
	<b>NR Band n7 Channel Bandwidth: 25MHz</b>	DFT-PI2BPSK 22M9G7D DFT-QPSK 22M9G7D DFT-16QAM 22M8W7D DFT-64QAM 22M8W7D DFT-256QAM 22M9W7D
	<b>NR Band n7 Channel Bandwidth: 30MHz</b>	DFT-PI2BPSK 28M5G7D DFT-QPSK 28M5G7D DFT-16QAM 28M5W7D DFT-64QAM 28M6W7D DFT-256QAM 28M5W7D



**BUREAU  
VERITAS**

Test Report No.: W7L-240618W001RF12

<b>EMISSION DESIGNATOR (SCS 15K)</b>	<b>NR Band n7 Channel Bandwidth: 40MHz</b>	DFT-PI2BPSK38M4G7D DFT-QPSK 38M5G7D DFT-16QAM 38M5W7D DFT-64QAM 38M5W7D DFT-256QAM 38M5W7D
	<b>NR Band n7 Channel Bandwidth: 50MHz</b>	DFT-PI2BPSK48M1G7D DFT-QPSK 48M1G7D DFT-16QAM 48M0W7D DFT-64QAM 48M1W7D DFT-256QAM 48M1W7D
	<b>NR Band n12 Channel Bandwidth: 5MHz</b>	DFT-PI2BPSK4M46G7D DFT-QPSK 4M46G7D DFT-16QAM 4M47W7D DFT-64QAM 4M46W7D DFT-256QAM 4M45W7D
	<b>NR Band n12 Channel Bandwidth: 10MHz</b>	DFT-PI2BPSK8M91G7D DFT-QPSK 8M91G7D DFT-16QAM 8M90W7D DFT-64QAM 8M91W7D DFT-256QAM 8M90W7D
	<b>NR Band n12 Channel Bandwidth: 15MHz</b>	DFT-PI2BPSK13M4G7D DFT-QPSK 13M4G7D DFT-16QAM 13M4W7D DFT-64QAM 13M4W7D DFT-256QAM 13M4W7D
	<b>NR Band n26Q Channel Bandwidth: 5MHz</b>	DFT-PI2BPSK4M47G7D DFT-QPSK 4M46G7D DFT-16QAM 4M47W7D DFT-64QAM 4M47W7D DFT-256QAM 4M46W7D
	<b>NR Band n26Q Channel Bandwidth: 10MHz</b>	DFT-PI2BPSK8M91G7D DFT-QPSK 8M90G7D DFT-16QAM 8M91W7D DFT-64QAM 8M91W7D DFT-256QAM 8M89W7D



**BUREAU  
VERITAS**

Test Report No.: W7L-240618W001RF12

<b>EMISSION DESIGNATOR (SCS 15K)</b>	<b>NR Band n26H Channel Bandwidth: 5MHz</b>	DFT-PI2BPSK 4M47G7D DFT-QPSK 4M45G7D DFT-16QAM 4M47W7D DFT-64QAM 4M47W7D DFT-256QAM 4M45W7D
	<b>NR Band n26H Channel Bandwidth: 10MHz</b>	DFT-PI2BPSK 8M90G7D DFT-QPSK 8M89G7D DFT-16QAM 8M89W7D DFT-64QAM 8M90W7D DFT-256QAM 8M90W7D
	<b>NR Band n26H Channel Bandwidth: 15MHz</b>	DFT-PI2BPSK 13M4G7D DFT-QPSK 13M4G7D DFT-16QAM 13M4W7D DFT-64QAM 13M4W7D DFT-256QAM 13M4W7D
	<b>NR Band n26H Channel Bandwidth: 20MHz</b>	DFT-PI2BPSK 17M9G7D DFT-QPSK 17M9G7D DFT-16QAM 17M9W7D DFT-64QAM 17M9W7D DFT-256QAM 17M8W7D
	<b>NR Band n38 Channel Bandwidth: 5MHz</b>	DFT-PI2BPSK 4M47G7D DFT-QPSK 4M47G7D DFT-16QAM 4M46W7D DFT-64QAM 4M46W7D DFT-256QAM 4M50W7D
	<b>NR Band n38 Channel Bandwidth: 25MHz</b>	DFT-PI2BPSK 22M9G7D DFT-QPSK 22M8G7D DFT-16QAM 22M9W7D DFT-64QAM 22M9W7D DFT-256QAM 22M8W7D
	<b>NR Band n41 Channel Bandwidth: 10MHz</b>	DFT-PI2BPSK 8M93G7D DFT-QPSK 8M93G7D DFT-16QAM 8M92W7D DFT-64QAM 8M92W7D DFT-256QAM 8M93W7D
	<b>NR Band n41 Channel Bandwidth: 15MHz</b>	DFT-PI2BPSK 13M4G7D DFT-QPSK 13M4G7D DFT-16QAM 13M4W7D DFT-64QAM 13M4W7D DFT-256QAM 13M4W7D



**BUREAU  
VERITAS**

Test Report No.: W7L-240618W001RF12

<b>EMISSION DESIGNATOR (SCS 15K)</b>	<b>NR Band n41 Channel Bandwidth: 20MHz</b>	DFT-PI2BPSK 17M9G7D DFT-QPSK 17M9G7D DFT-16QAM 17M9W7D DFT-64QAM 17M8W7D DFT-256QAM 17M8W7D
	<b>NR Band n41 Channel Bandwidth: 30MHz</b>	DFT-PI2BPSK 28M6G7D DFT-QPSK 28M5G7D DFT-16QAM 28M5W7D DFT-64QAM 28M5W7D DFT-256QAM 28M5W7D
	<b>NR Band n41 Channel Bandwidth: 40MHz</b>	DFT-PI2BPSK 38M5G7D DFT-QPSK 38M6G7D DFT-16QAM 38M6W7D DFT-64QAM 38M5W7D DFT-256QAM 38M5W7D
	<b>NR Band n41 Channel Bandwidth 50MHz</b>	DFT-PI2BPSK 48M1G7D DFT-QPSK 48M2G7D DFT-16QAM 48M0W7D DFT-64QAM 48M1W7D DFT-256QAM 48M2W7D
	<b>NR Band n66 Channel Bandwidth 5MHz</b>	DFT-PI2BPSK 4M47G7D DFT-QPSK 4M46G7D DFT-16QAM 4M47W7D DFT-64QAM 4M47W7D DFT-256QAM 4M45W7D
	<b>NR Band n66 Channel Bandwidth 10MHz</b>	DFT-PI2BPSK 8M91G7D DFT-QPSK 8M90G7D DFT-16QAM 8M90W7D DFT-64QAM 8M90W7D DFT-256QAM 8M89W7D
	<b>NR Band n41 Channel Bandwidth 15MHz</b>	DFT-PI2BPSK 13M4G7D DFT-QPSK 13M4G7D DFT-16QAM 13M4W7D DFT-64QAM 13M4W7D DFT-256QAM 13M4W7D



**BUREAU  
VERITAS**

Test Report No.: W7L-240618W001RF12

<b>EMISSION DESIGNATOR (SCS 15K)</b>	<b>NR Band n66 Channel Bandwidth 20MHz</b>	DFT-PI2BPSK 17M9G7D DFT-QPSK 17M8G7D DFT-16QAM 17M9W7D DFT-64QAM 17M9W7D DFT-256QAM 17M9W7D
	<b>NR Band n66 Channel Bandwidth: 25MHz</b>	DFT-PI2BPSK 22M9G7D DFT-QPSK 22M9G7D DFT-16QAM 22M8W7D DFT-64QAM 22M9W7D DFT-256QAM 22M9W7D
	<b>NR Band n66 Channel Bandwidth: 30MHz</b>	DFT-PI2BPSK 28M5G7D DFT-QPSK 28M5G7D DFT-16QAM 28M5W7D DFT-64QAM 28M6W7D DFT-256QAM 28M6W7D
	<b>NR Band n66 Channel Bandwidth: 40MHz</b>	DFT-PI2BPSK 38M5G7D DFT-QPSK 38M4G7D DFT-16QAM 38M5W7D DFT-64QAM 38M4W7D DFT-256QAM 38M5W7D
	<b>NR Band n77(Part27Q) Channel Bandwidth: 10MHz</b>	DFT-PI2BPSK 8M91G7D DFT-QPSK 8M92G7D DFT-16QAM 8M91W7D DFT-64QAM 8M94W7D DFT-256QAM 8M92W7D
	<b>NR Band n77(Part27Q) Channel Bandwidth: 15MHz</b>	DFT-PI2BPSK 13M4G7D DFT-QPSK 13M4G7D DFT-16QAM 13M4W7D DFT-64QAM 13M4W7D DFT-256QAM 13M4W7D
	<b>NR Band n77(Part27Q) Channel Bandwidth: 20MHz</b>	DFT-PI2BPSK 17M8G7D DFT-QPSK 17M9G7D DFT-16QAM 17M9W7D DFT-64QAM 17M9W7D DFT-256QAM 17M9W7D
	<b>NR Band n77(Part27Q) Channel Bandwidth: 40MHz</b>	DFT-PI2BPSK 38M6G7D DFT-QPSK 38M5G7D DFT-16QAM 38M5W7D DFT-64QAM 38M5W7D DFT-256QAM 38M4W7D



**BUREAU  
VERITAS**

Test Report No.: W7L-240618W001RF12

<b>EMISSION DESIGNATOR (SCS 15K)</b>	<b>NR Band n77(Part27Q) Channel Bandwidth: 50MHz</b>	DFT-PI2BPSK48M2G7D DFT-QPSK 48M2G7D DFT-16QAM 48M2W7D DFT-64QAM 48M1W7D DFT-256QAM 48M1W7D
	<b>NR Band 77(Part27O) Channel Bandwidth: 10MHz</b>	DFT-PI2BPSK8M91G7D DFT-QPSK 8M92G7D DFT-16QAM 8M92W7D DFT-64QAM 8M93W7D DFT-256QAM 8M91W7D
	<b>NR Band 77(Part27O) Channel Bandwidth: 15MHz</b>	DFT-PI2BPSK13M4G7D DFT-QPSK 13M4G7D DFT-16QAM 13M4W7D DFT-64QAM 13M4W7D DFT-256QAM 13M4W7D
	<b>NR Band 77(Part27O) Channel Bandwidth: 20MHz</b>	DFT-PI2BPSK17M9G7D DFT-QPSK 17M9G7D DFT-16QAM 17M9W7D DFT-64QAM 17M9W7D DFT-256QAM 17M9W7D
	<b>NR Band 77(Part27O) Channel Bandwidth: 40MHz</b>	DFT-PI2BPSK38M5G7D DFT-QPSK 38M6G7D DFT-16QAM 38M5W7D DFT-64QAM 38M6W7D DFT-256QAM 38M5W7D
	<b>NR Band 77(Part27O) Channel Bandwidth: 50MHz</b>	DFT-PI2BPSK48M2G7D DFT-QPSK 48M1G7D DFT-16QAM 48M2W7D DFT-64QAM 48M2W7D DFT-256QAM 48M1W7D





**BUREAU  
VERITAS**

Test Report No.: W7L-240618W001RF12

<b>EMISSION DESIGNATOR (SCS 30K)</b>	<b>NR Band 2 Channel Bandwidth: 10MHz</b>	DFT-PI2BPSK 8M68G7D DFT-QPSK 8M68G7D DFT-16QAM 8M69W7D DFT-64QAM 8M68W7D DFT-256QAM 8M67W7D
	<b>NR Band 2 Channel Bandwidth: 15MHz</b>	DFT-PI2BPSK 13M0G7D DFT-QPSK 13M0G7D DFT-16QAM 13M0W7D DFT-64QAM 13M0W7D DFT-256QAM 13M0W7D
	<b>NR Band 2 Channel Bandwidth: 20MHz</b>	DFT-PI2BPSK 18M2G7D DFT-QPSK 18M1G7D DFT-16QAM 18M1W7D DFT-64QAM 18M1W7D DFT-256QAM 18M0W7D
	<b>NR Band 41 Channel Bandwidth: 10MHz</b>	DFT-PI2BPSK 8M60G7D DFT-QPSK 8M58G7D DFT-16QAM 8M56W7D DFT-64QAM 8M59W7D DFT-256QAM 8M57W7D
	<b>NR Band 41 Channel Bandwidth: 15MHz</b>	DFT-PI2BPSK 12M8G7D DFT-QPSK 12M8G7D DFT-16QAM 12M8W7D DFT-64QAM 12M8W7D DFT-256QAM 12M8W7D
	<b>NR Band 41 Channel Bandwidth: 20MHz</b>	DFT-PI2BPSK 17M8G7D DFT-QPSK 17M9G7D DFT-16QAM 17M8W7D DFT-64QAM 17M8W7D DFT-256QAM 17M8W7D



**BUREAU  
VERITAS**

Test Report No.: W7L-240618W001RF12

<b>EMISSION DESIGNATOR (SCS 30K)</b>	<b>NR Band 41 Channel Bandwidth: 30MHz</b>	DFT-PI2BPSK 26M8G7D DFT-QPSK 26M8G7D DFT-16QAM 26M8W7D DFT-64QAM 26M9W7D DFT-256QAM 26M8W7D
	<b>NR Band 41 Channel Bandwidth: 40MHz</b>	DFT-PI2BPSK 35M7G7D DFT-QPSK 35M6G7D DFT-16QAM 35M8W7D DFT-64QAM 35M7W7D DFT-256QAM 35M7W7D
	<b>NR Band 41 Channel Bandwidth: 50MHz</b>	DFT-PI2BPSK 45M6G7D DFT-QPSK 45M6G7D DFT-16QAM 45M7W7D DFT-64QAM 45M6W7D DFT-256QAM 45M7W7D
	<b>NR Band 41 Channel Bandwidth: 60MHz</b>	DFT-PI2BPSK 57M7G7D DFT-QPSK 57M7G7D DFT-16QAM 57M8W7D DFT-64QAM 57M8W7D DFT-256QAM 57M7W7D
	<b>NR Band 41 Channel Bandwidth: 70MHz</b>	DFT-PI2BPSK 64M2G7D DFT-QPSK 64M1G7D DFT-16QAM 64M2W7D DFT-64QAM 64M3W7D DFT-256QAM 64M2W7D
	<b>NR Band41 Channel Bandwidth: 80MHz</b>	DFT-PI2BPSK 77M1G7D DFT-QPSK 76M9G7D DFT-16QAM 77M0W7D DFT-64QAM 76M8W7D DFT-256QAM 77M0W7D
	<b>NR Band 41 Channel Bandwidth: 90MHz</b>	DFT-PI2BPSK 86M6G7D DFT-QPSK 86M7G7D DFT-16QAM 86M5W7D DFT-64QAM 86M5W7D DFT-256QAM 86M7W7D
	<b>NR Band 41 Channel Bandwidth: 100MHz</b>	DFT-PI2BPSK 96M3G7D DFT-QPSK 96M1G7D DFT-16QAM 96M1W7D DFT-64QAM 96M1W7D DFT-256QAM 96M2W7D



**BUREAU  
VERITAS**

Test Report No.: W7L-240618W001RF12

<b>EMISSION DESIGNATOR (SCS 30K)</b>	<b>NR Band 77(Part27Q) Channel Bandwidth: 10MHz</b>	DFT-PI2BPSK 8M56G7D DFT-QPSK 8M58G7D DFT-16QAM 8M57W7D DFT-64QAM 8M59W7D DFT-256QAM 8M57W7D
	<b>NR Band 77(Part27Q) Channel Bandwidth: 15MHz</b>	DFT-PI2BPSK 12M9G7D DFT-QPSK 12M8G7D DFT-16QAM 12M8W7D DFT-64QAM 12M9W7D DFT-256QAM 12M9W7D
	<b>NR Band 77(Part27Q) Channel Bandwidth: 20MHz</b>	DFT-PI2BPSK 17M8G7D DFT-QPSK 17M8G7D DFT-16QAM 17M8W7D DFT-64QAM 17M8W7D DFT-256QAM 17M8W7D
	<b>NR Band 77(Part27Q) Channel Bandwidth: 30MHz</b>	DFT-PI2BPSK 26M8G7D DFT-QPSK 26M8G7D DFT-16QAM 26M8W7D DFT-64QAM 26M7W7D DFT-256QAM 26M7W7D
	<b>NR Band 77(Part27Q) Channel Bandwidth: 40MHz</b>	DFT-PI2BPSK 35M7G7D DFT-QPSK 35M7G7D DFT-16QAM 35M7W7D DFT-64QAM 35M7W7D DFT-256QAM 35M7W7D
	<b>NR Band 77(Part27Q) Channel Bandwidth: 50MHz</b>	DFT-PI2BPSK 45M7G7D DFT-QPSK 45M6G7D DFT-16QAM 45M7W7D DFT-64QAM 45M6W7D DFT-256QAM 45M8W7D
	<b>NR Band 77(Part27Q) Channel Bandwidth: 60MHz</b>	DFT-PI2BPSK 57M7G7D DFT-QPSK 57M8G7D DFT-16QAM 57M8W7D DFT-64QAM 57M8W7D DFT-256QAM 57M7W7D



BUREAU  
VERITAS

Test Report No.: W7L-240618W001RF12

<b>EMISSION DESIGNATOR (SCS 30K)</b>	<b>NR Band 77(Part27Q) Channel Bandwidth: 70MHz</b>	DFT-PI2BPSK 64M2G7D DFT-QPSK 64M1G7D DFT-16QAM 64M3W7D DFT-64QAM 64M3W7D DFT-256QAM 64M3W7D
	<b>NR Band 77(Part27Q) Channel Bandwidth: 80MHz</b>	DFT-PI2BPSK 77M0G7D DFT-QPSK 76M9W7D DFT-16QAM 76M9W7D DFT-64QAM 76M9W7D DFT-256QAM 77M0W7D
	<b>NR Band 77(Part27Q) Channel Bandwidth: 90MHz</b>	DFT-PI2BPSK 86M5G7D DFT-QPSK 86M7G7D DFT-16QAM 86M5W7D DFT-64QAM 86M6W7D DFT-256QAM 86M6W7D
	<b>NR Band 77(Part27Q) Channel Bandwidth: 100MHz</b>	DFT-PI2BPSK 96M0G7D DFT-QPSK 96M0G7D DFT-16QAM 96M2W7D DFT-64QAM 96M2W7D DFT-256QAM 96M1W7D



BUREAU  
VERITAS

Test Report No.: W7L-240618W001RF12

<b>EMISSION DESIGNATOR (SCS 30K)</b>	<b>NR Band 77(Part270) Channel Bandwidth: 10MHz</b>	DFT-PI2BPSK 8M56G7D DFT-QPSK 8M58G7D DFT-16QAM 8M57W7D DFT-64QAM 8M59W7D DFT-256QAM 8M57W7D
	<b>NR Band 77(Part270) Channel Bandwidth: 15MHz</b>	DFT-PI2BPSK 12M9G7D DFT-QPSK 12M9G7D DFT-16QAM 5M71W7D DFT-64QAM 12M8W7D DFT-256QAM 12M9W7D
	<b>NR Band 77(Part270) Channel Bandwidth: 20MHz</b>	DFT-PI2BPSK 17M8G7D DFT-QPSK 17M8G7D DFT-16QAM 9M17W7D DFT-64QAM 17M8W7D DFT-256QAM 17M8W7D
	<b>NR Band 77(Part270) Channel Bandwidth: 30MHz</b>	DFT-PI2BPSK 26M8G7D DFT-QPSK 26M8G7D DFT-16QAM 26M8W7D DFT-64QAM 26M7W7D DFT-256QAM 26M8W7D
	<b>NR Band 77(Part270) Channel Bandwidth: 40MHz</b>	DFT-PI2BPSK 35M7G7D DFT-QPSK 35M7G7D DFT-16QAM 35M7W7D DFT-64QAM 35M7W7D DFT-256QAM 35M7W7D
	<b>NR Band 77(Part270) Channel Bandwidth: 50MHz</b>	DFT-PI2BPSK 45M6G7D DFT-QPSK 45M6G7D DFT-16QAM 45M7W7D DFT-64QAM 45M6W7D DFT-256QAM 45M8W7D
	<b>NR Band 77(Part270) Channel Bandwidth: 60MHz</b>	DFT-PI2BPSK 57M7G7D DFT-QPSK 57M7G7D DFT-16QAM 57M8W7D DFT-64QAM 57M8W7D DFT-256QAM 57M8W7D



BUREAU  
VERITAS

Test Report No.: W7L-240618W001RF12

<b>EMISSION DESIGNATOR (SCS 30K)</b>	<b>NR Band 77(Part27O) Channel Bandwidth: 70MHz</b>	DFT-PI2BPSK 64M2G7D DFT-QPSK 64M3G7D DFT-16QAM 27M6W7D DFT-64QAM 64M3W7D DFT-256QAM 64M2W7D
	<b>NR Band 77(Part27O) Channel Bandwidth: 80MHz</b>	DFT-PI2BPSK 77M0G7D DFT-QPSK 76M9G7D DFT-16QAM 76M9W7D DFT-64QAM 76M9W7D DFT-256QAM 76M9W7D
	<b>NR Band 77(Part27O) Channel Bandwidth: 90MHz</b>	DFT-PI2BPSK 86M7G7D DFT-QPSK 86M7G7D DFT-16QAM 86M5W7D DFT-64QAM 86M6W7D DFT-256QAM 86M6W7D
	<b>NR Band 77(Part27O) Channel Bandwidth: 100MHz</b>	DFT-PI2BPSK 96M3G7D DFT-QPSK 96M1G7D DFT-16QAM 96M1W7D DFT-64QAM 96M1W7D DFT-256QAM 96M2W7D



**BUREAU  
VERITAS**

Test Report No.: W7L-240618W001RF12

<b>5G SA MAX. EIRP POWER (SCS 15K)</b>	<b>NR Band n2 Channel Bandwidth: 5MHz</b>	260.62mW
	<b>NR Band n2 Channel Bandwidth: 10MHz</b>	257.63mW
	<b>NR Band n2 Channel Bandwidth: 15MHz</b>	261.82mW
	<b>NR Band n2 Channel Bandwidth: 20MHz</b>	265.46mW
	<b>NR Band n5 Channel Bandwidth: 5MHz</b>	82.79mW
	<b>NR Band n5 Channel Bandwidth: 10MHz</b>	81.85mW
	<b>NR Band n5 Channel Bandwidth: 15MHz</b>	82.41mW
	<b>NR Band n5 Channel Bandwidth: 20MHz</b>	83.18mW
	<b>NR Band n7 Channel Bandwidth: 5MHz</b>	218.78mW
	<b>NR Band n7 Channel Bandwidth: 10MHz</b>	216.77mW
	<b>NR Band n7 Channel Bandwidth: 15MHz</b>	217.77mW
	<b>NR Band n7 Channel Bandwidth: 20MHz</b>	216.77mW



**BUREAU  
VERITAS**

Test Report No.: W7L-240618W001RF12

<b>5G SA MAX. EIRP POWER(SCS 15K)</b>	<b>NR Band n7 Channel Bandwidth: 25MHz</b>	217.27mW
	<b>NR Band n7 Channel Bandwidth: 30MHz</b>	217.77mW
	<b>NR Band n7 Channel Bandwidth: 40MHz</b>	214.29mW
	<b>NR Band n7 Channel Bandwidth: 50MHz</b>	221.31mW
	<b>NR Band n12 Channel Bandwidth: 5MHz</b>	133.97mW
	<b>NR Band n12 Channel Bandwidth: 10MHz</b>	135.21mW
	<b>NR Band n12 Channel Bandwidth: 15MHz</b>	139.96mW
	<b>NR Band n26Q Channel Bandwidth: 5MHz</b>	118.85mW
	<b>NR Band n26Q Channel Bandwidth: 10MHz</b>	133.05mW
	<b>NR Band n26H Channel Bandwidth: 5MHz</b>	125.03mW
	<b>NR Band n26H Channel Bandwidth: 10MHz</b>	125.03mW
	<b>NR Band n26H Channel Bandwidth: 15MHz</b>	123.31mW
	<b>NR Band n26H Channel Bandwidth: 20MHz</b>	131.83mW





**BUREAU  
VERITAS**

Test Report No.: W7L-240618W001RF12

<b>5G SA MAX. EIRP POWER (SCS 15K)</b>	<b>NR Band n38 Channel Bandwidth: 5MHz</b>	213.8mW
	<b>NR Band n38 Channel Bandwidth: 10MHz</b>	215.77mW
	<b>NR Band n38 Channel Bandwidth: 15MHz</b>	216.77mW
	<b>NR Band n38 Channel Bandwidth: 20MHz</b>	216.27mW
	<b>NR Band n38 Channel Bandwidth: 25MHz</b>	221.31mW
	<b>NR Band n38 Channel Bandwidth: 30MHz</b>	215.28mW
	<b>NR Band n38 Channel Bandwidth: 40MHz</b>	224.91mW
	<b>NR Band n41 Channel Bandwidth: 10MHz</b>	210.38mW
	<b>NR Band n41 Channel Bandwidth: 15MHz</b>	213.3mW
	<b>NR Band n41 Channel Bandwidth: 20MHz</b>	215.28mW
	<b>NR Band n41 Channel Bandwidth: 30MHz</b>	209.89mW
	<b>NR Band n41 Channel Bandwidth: 40MHz</b>	211.35mW



**BUREAU  
VERITAS**

Test Report No.: W7L-240618W001RF12

<b>5G SA MAX. EIRP POWER(SCS 15K)</b>	<b>NR Band n41 Channel Bandwidth: 50MHz</b>	216.77mW
	<b>NR Band n66 Channel Bandwidth: 5MHz</b>	373.25mW
	<b>NR Band n66 Channel Bandwidth: 10MHz</b>	376.7mW
	<b>NR Band n66 Channel Bandwidth: 15MHz</b>	378.44mW
	<b>NR Band n66 Channel Bandwidth: 20MHz</b>	382.82mW
	<b>NR Band n66 Channel Bandwidth: 25MHz</b>	380.19mW
	<b>NR Band n66 Channel Bandwidth: 30MHz</b>	374.97mW
	<b>NR Band n66 Channel Bandwidth: 35MHz</b>	381.07mW
	<b>NR Band n66 Channel Bandwidth: 40MHz</b>	386.37mW
	<b>NR Band 77(Part27Q) Channel Bandwidth: 10MHz</b>	342.77mW
	<b>NR Band 77(Part27Q) Channel Bandwidth: 15MHz</b>	336.51mW
	<b>NR Band 77(Part27Q) Channel Bandwidth: 20MHz</b>	345.14mW
	<b>NR Band 77(Part27Q) Channel Bandwidth: 40MHz</b>	345.14mW



BUREAU  
VERITAS

Test Report No.: W7L-240618W001RF12

<b>5G SA MAX. EIRP POWER(SCS 15K)</b>	<b>NR Band 77(Part27Q) Channel Bandwidth: 50MHz</b>	355.63mW
	<b>NR Band 77(Part27O) Channel Bandwidth: 10MHz</b>	341.98mW
	<b>NR Band 77(Part27O) Channel Bandwidth: 15MHz</b>	344.35mW
	<b>NR Band 77(Part27O) Channel Bandwidth: 20MHz</b>	345.94mW
	<b>NR Band 77(Part27O) Channel Bandwidth: 40MHz</b>	349.14mW
	<b>NR Band 77(Part27O) Channel Bandwidth: 50MHz</b>	355.63mW
	<b>NR Band 78(Part27Q) Channel Bandwidth: 10MHz</b>	340.41mW
	<b>NR Band 78(Part27Q) Channel Bandwidth: 15MHz</b>	342.77mW
	<b>NR Band 78(Part27Q) Channel Bandwidth: 20MHz</b>	334.2mW
	<b>NR Band 78(Part27Q) Channel Bandwidth: 40MHz</b>	345.94mW
	<b>NR Band 78(Part27Q) Channel Bandwidth: 50MHz</b>	348.34mW
	<b>NR Band 77(Part27Q)-HPUE Channel Bandwidth: 10MHz</b>	518.8mW
	<b>NR Band 77(Part27Q)-HPUE Channel Bandwidth: 15MHz</b>	504.66mW
	<b>NR Band 77(Part27Q)-HPUE Channel Bandwidth: 20MHz</b>	506.99mW
	<b>NR Band 77(Part27Q)-HPUE Channel Bandwidth: 40MHz</b>	505.82mW



**BUREAU  
VERITAS**

Test Report No.: W7L-240618W001RF12

<b>5G SA MAX. EIRP POWER(SCS 15K)</b>	<b>NR Band 77(Part27Q)-HPUE Channel Bandwidth: 50MHz</b>	545.76mW
	<b>NR Band 77(Part27O)-HPUE Channel Bandwidth: 10MHz</b>	494.31mW
	<b>NR Band 77(Part27O)-HPUE Channel Bandwidth: 15MHz</b>	528.45mW
	<b>NR Band 77(Part27O)-HPUE Channel Bandwidth: 20MHz</b>	523.6mW
	<b>NR Band 77(Part27O)-HPUE Channel Bandwidth: 40MHz</b>	492.04mW
	<b>NR Band 77(Part27O)-HPUE Channel Bandwidth: 50MHz</b>	537.03mW
	<b>NR Band 78(Part27Q)-HPUE Channel Bandwidth: 10MHz</b>	533.33mW
	<b>NR Band 78(Part27Q)-HPUE Channel Bandwidth: 15MHz</b>	515.23mW
	<b>NR Band 78(Part27Q)-HPUE Channel Bandwidth: 20MHz</b>	526.02mW
	<b>NR Band 78(Part27Q)-HPUE Channel Bandwidth: 40MHz</b>	527.23mW
	<b>NR Band 78(Part27Q)-HPUE Channel Bandwidth: 50MHz</b>	539.51mW



**BUREAU  
VERITAS**

Test Report No.: W7L-240618W001RF12

<b>5G SA MAX. EIRP POWER(SCS 30K)</b>	<b>NR Band n2 Channel Bandwidth: 10MHz</b>	260.02mW
	<b>NR Band n2 Channel Bandwidth: 15MHz</b>	262.42mW
	<b>NR Band n2 Channel Bandwidth: 20MHz</b>	266.69mW
	<b>NR Band n7 Channel Bandwidth: 10MHz</b>	210.86mW
	<b>NR Band n7 Channel Bandwidth: 15MHz</b>	210.38mW
	<b>NR Band n7 Channel Bandwidth: 20MHz</b>	212.32mW
	<b>NR Band n7 Channel Bandwidth: 25MHz</b>	213.3mW
	<b>NR Band n7 Channel Bandwidth: 30MHz</b>	210.86mW
	<b>NR Band n7 Channel Bandwidth: 40MHz</b>	209.89mW
	<b>NR Band n7 Channel Bandwidth: 50MHz</b>	219.79mW
	<b>NR Band n38 Channel Bandwidth: 10MHz</b>	220.8mW
	<b>NR Band n38 Channel Bandwidth: 15MHz</b>	222.33mW
	<b>NR Band n38 Channel Bandwidth: 20MHz</b>	224.91mW



**BUREAU  
VERITAS**

Test Report No.: W7L-240618W001RF12

<b>5G SA MAX. EIRP POWER(SCS 30K)</b>	<b>NR Band n38 Channel Bandwidth: 25MHz</b>	221.82mW
	<b>NR Band n38 Channel Bandwidth: 30MHz</b>	223.87mW
	<b>NR Band n38 Channel Bandwidth: 40MHz</b>	225.94mW
	<b>NR Band n41 Channel Bandwidth: 10MHz</b>	213.8mW
	<b>NR Band n41 Channel Bandwidth: 15MHz</b>	211.35mW
	<b>NR Band n41 Channel Bandwidth: 20MHz</b>	216.27mW
	<b>NR Band n41 Channel Bandwidth: 30MHz</b>	212.81mW
	<b>NR Band n41 Channel Bandwidth: 40MHz</b>	218.27mW
	<b>NR Band n41 Channel Bandwidth: 50MHz</b>	215.28mW
	<b>NR Band n41 Channel Bandwidth: 60MHz</b>	216.77mW
	<b>NR Band n41 Channel Bandwidth: 70MHz</b>	211.84mW
	<b>NR Band n41 Channel Bandwidth: 80MHz</b>	217.27mW
<b>NR Band n41 Channel Bandwidth: 90MHz</b>	214.78mW	



**BUREAU  
VERITAS**

Test Report No.: W7L-240618W001RF12

<b>5G SA MAX. EIRP POWER(SCS 30K)</b>	<b>NR Band n41 Channel Bandwidth: 100MHz</b>	221.82mW
	<b>NR Band n66 Channel Bandwidth: 10MHz</b>	364.75mW
	<b>NR Band n66 Channel Bandwidth: 15MHz</b>	368.98mW
	<b>NR Band n66 Channel Bandwidth: 20MHz</b>	370.68mW
	<b>NR Band n66 Channel Bandwidth: 25MHz</b>	368.98mW
	<b>NR Band n66 Channel Bandwidth: 30MHz</b>	371.54mW
	<b>NR Band n66 Channel Bandwidth: 35MHz</b>	370.68mW
	<b>NR Band n66 Channel Bandwidth: 40MHz</b>	381.94mW
	<b>NR Band 77(Part27Q) Channel Bandwidth: 10MHz</b>	338.06mW
	<b>NR Band 77(Part27Q) Channel Bandwidth: 15MHz</b>	334.97mW
	<b>NR Band 77(Part27Q) Channel Bandwidth: 20MHz</b>	337.29mW
	<b>NR Band 77(Part27Q) Channel Bandwidth: 40MHz</b>	333.43mW
	<b>NR Band 77(Part27Q) Channel Bandwidth: 50MHz</b>	336.51mW
	<b>NR Band 77(Part27Q) Channel Bandwidth: 60MHz</b>	335.74mW



**BUREAU  
VERITAS**

Test Report No.: W7L-240618W001RF12

<b>5G SA MAX. EIRP POWER(SCS 30K)</b>	<b>NR Band 77(Part27Q) Channel Bandwidth: 70MHz</b>	337.29mW
	<b>NR Band 77(Part27Q) Channel Bandwidth: 80MHz</b>	329.61mW
	<b>NR Band 77(Part27Q) Channel Bandwidth: 90MHz</b>	334.97mW
	<b>NR Band 77(Part27Q) Channel Bandwidth: 100MHz</b>	339.63mW
	<b>NR Band 77(Part27O) Channel Bandwidth: 10MHz</b>	345.14mW
	<b>NR Band 77(Part27O) Channel Bandwidth: 15MHz</b>	341.98mW
	<b>NR Band 77(Part27O) Channel Bandwidth: 20MHz</b>	340.41mW
	<b>NR Band 77(Part27O) Channel Bandwidth: 40MHz</b>	337.29mW
	<b>NR Band 77(Part27O) Channel Bandwidth: 50MHz</b>	342.77mW
	<b>NR Band 77(Part27O) Channel Bandwidth: 60MHz</b>	340.41mW
	<b>NR Band 77(Part27O) Channel Bandwidth: 70MHz</b>	349.14mW
	<b>NR Band 77(Part27O) Channel Bandwidth: 80MHz</b>	346.74mW
	<b>NR Band 77(Part27O) Channel Bandwidth: 90MHz</b>	330.37mW
	<b>NR Band 77(Part27O) Channel Bandwidth: 100MHz</b>	372.39mW
	<b>NR Band 78(Part27Q) Channel Bandwidth: 10MHz</b>	305.49mW
	<b>NR Band 78(Part27Q) Channel Bandwidth: 15MHz</b>	307.61mW





**BUREAU  
VERITAS**

Test Report No.: W7L-240618W001RF12

<b>5G SA MAX. EIRP POWER(SCS 30K)</b>	<b>NR Band 78(Part27Q) Channel Bandwidth: 20MHz</b>	307.61mW
	<b>NR Band 78(Part27Q) Channel Bandwidth: 40MHz</b>	311.17mW
	<b>NR Band 78(Part27Q) Channel Bandwidth: 50MHz</b>	304.79mW
	<b>NR Band 78(Part27Q) Channel Bandwidth: 60MHz</b>	306.9mW
	<b>NR Band 78(Part27Q) Channel Bandwidth: 70MHz</b>	300.61mW
	<b>NR Band 78(Part27Q) Channel Bandwidth: 80MHz</b>	310.46mW
	<b>NR Band 78(Part27Q) Channel Bandwidth: 90MHz</b>	304.79mW
	<b>NR Band 78(Part27Q) Channel Bandwidth: 100MHz</b>	313.33mW
	<b>NR Band 77(Part27Q)-HPUE Channel Bandwidth: 10MHz</b>	583.45mW
	<b>NR Band 77(Part27Q)-HPUE Channel Bandwidth: 15MHz</b>	587.49mW
	<b>NR Band 77(Part27Q)-HPUE Channel Bandwidth: 20MHz</b>	592.93mW
	<b>NR Band 77(Part27Q)-HPUE Channel Bandwidth: 40MHz</b>	578.1mW
	<b>NR Band 77(Part27Q)-HPUE Channel Bandwidth: 50MHz</b>	591.56mW
	<b>NR Band 77(Part27Q)-HPUE Channel Bandwidth: 60MHz</b>	594.29mW



**BUREAU  
VERITAS**

Test Report No.: W7L-240618W001RF12

<b>5G SA MAX. EIRP POWER(SCS 30K)</b>	<b>NR Band 77(Part27Q)-HPUE Channel Bandwidth: 70MHz</b>	586.14mW
	<b>NR Band 77(Part27Q)-HPUE Channel Bandwidth: 80MHz</b>	595.66mW
	<b>NR Band 77(Part27Q)-HPUE Channel Bandwidth: 90MHz</b>	592.93mW
	<b>NR Band 77(Part27Q)-HPUE Channel Bandwidth: 100MHz</b>	601.17mW
	<b>NR Band 77(Part27O)-HPUE Channel Bandwidth: 10MHz</b>	579.43mW
	<b>NR Band 77(Part27O)-HPUE Channel Bandwidth: 15MHz</b>	590.2mW
	<b>NR Band 77(Part27O)-HPUE Channel Bandwidth: 20MHz</b>	590.2mW
	<b>NR Band 77(Part27O)-HPUE Channel Bandwidth: 40MHz</b>	594.29mW
	<b>NR Band 77(Part27O)-HPUE Channel Bandwidth: 50MHz</b>	601.17mW
	<b>NR Band 77(Part27O)-HPUE Channel Bandwidth: 60MHz</b>	579.43mW
	<b>NR Band 77(Part27O)-HPUE Channel Bandwidth: 70MHz</b>	598.41mW
	<b>NR Band 77(Part27O)-HPUE Channel Bandwidth: 80MHz</b>	599.79mW



**BUREAU  
VERITAS**

Test Report No.: W7L-240618W001RF12

<b>5G SA MAX. EIRP POWER(SCS 30K)</b>	<b>NR Band 77(Part27O)-HPUE Channel Bandwidth: 90MHz</b>	500.03mW
	<b>NR Band 77(Part27O)-HPUE Channel Bandwidth: 100MHz</b>	610.94mW
	<b>NR Band 78(Part27Q)-HPUE Channel Bandwidth: 10MHz</b>	554.63mW
	<b>NR Band 78(Part27Q)-HPUE Channel Bandwidth: 15MHz</b>	555.9mW
	<b>NR Band 78(Part27Q)-HPUE Channel Bandwidth: 20MHz</b>	548.28mW
	<b>NR Band 78(Part27Q)-HPUE Channel Bandwidth: 40MHz</b>	545.76mW
	<b>NR Band 78(Part27Q)-HPUE Channel Bandwidth: 50MHz</b>	553.35mW
	<b>NR Band 78(Part27Q)-HPUE Channel Bandwidth: 60MHz</b>	552.08mW
	<b>NR Band 78(Part27Q)-HPUE Channel Bandwidth: 70MHz</b>	555.9mW
	<b>NR Band 78(Part27Q)-HPUE Channel Bandwidth: 80MHz</b>	557.19mW
	<b>NR Band 78(Part27Q)-HPUE Channel Bandwidth: 90MHz</b>	554.63mW
	<b>NR Band 78(Part27Q)-HPUE Channel Bandwidth: 100MHz</b>	561.05mW



Test Report No.: W7L-240618W001RF12

<b>ANTENNA GAIN</b>	<p>ANT 4(UP):  NR N2: 0.4dbi  NR N5: -5.2dbi  NR N7: -1.4dbi  NR N12: -5.6dbi  NR N26: -5.2dbi  NR N38: -1dbi  NR N41: -1dbi  NR N66: 0.3dbi</p> <p>ANT 1(DOWN):  NR N2: -0.6dbi  NR N5: -3.4dbi  NR N7: -0.6dbi  NR N12: -3.1dbi  NR N26: -3.4dbi  NR N38: -0.6dbi  NR N41: -0.6dbi  NR N66: 1.3dbi</p> <p>ANT 2(UP):  NR N77: -2dbi  NR N78: -2dbi</p> <p>ANT 3(UP):  NR N41: -2.2dbi  NR N77: -1dbi  NR N78: -1dbi</p> <p>ANT 5(UP):  NR N77: 1.2dbi  NR N78: 1.2dbi</p> <p>ANT 7(UP):  NR N41: -0.1dbi  NR N77: 0.6dbi  NR N78: 0.6dbi</p>
<b>ANTENNA TYPE</b>	PIFA Antenna
<b>HW Version</b>	13510017P
<b>SW VERSION</b>	Xiaomi HyperOS 1.0
<b>IMEI</b>	861781070039865
<b>I/O PORTS</b>	Refer to user's manual
<b>CABLE SUPPLIED</b>	USB cable1: non-shielded cable, with w/o ferrite core, 1.0 meter USB cable2: non-shielded cable, with w/o ferrite core, 1.0 meter
<b>EXTREME TEMPERATURE</b>	0-40 °C



Test Report No.: W7L-240618W001RF12

BUREAU  
VERITAS

<b>EXTREME VOLTAGE</b>	3.7V - 4.3V
------------------------	-------------

**NOTE:**

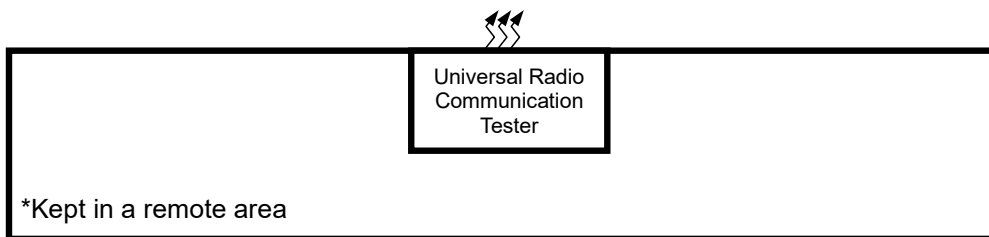
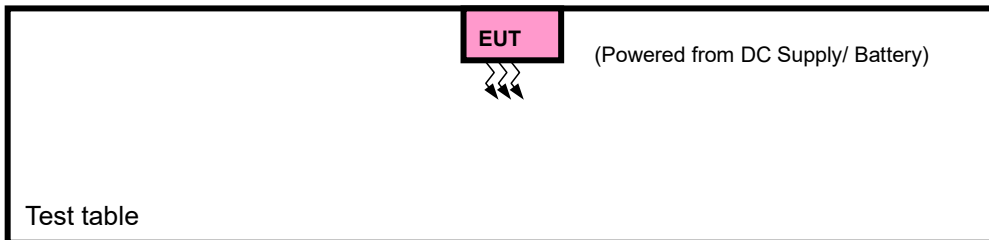
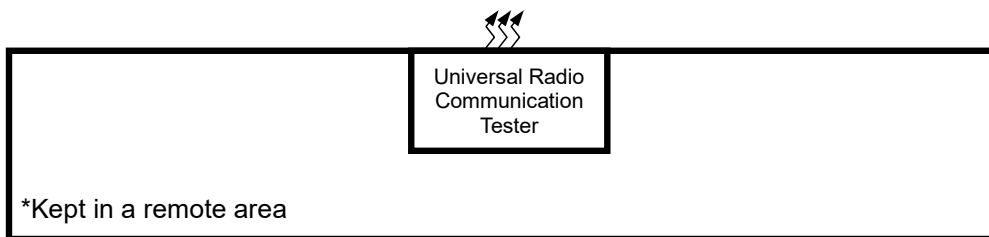
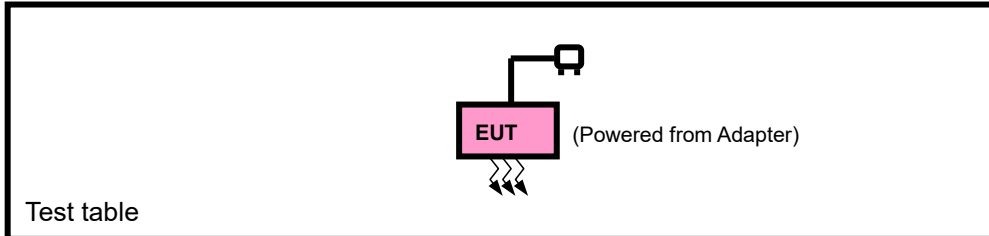
1. For a more detailed features description, please refer to the manufacturer's specifications or the user's manual.
2. EUT Function:

MODULATION MODE	TX FUNCTION
5G NR	2TX ( N2/5/7/12/26/38/66 )
	4TX ( N41/77/78 )

3. For the test results, the EUT had been tested with all conditions. But only the worst case was shown in the test report.
4. Antenna gain and EUT conducted cable loss are provided by the customer, and the laboratory will record the results based on these items that involve these two parameters.

## 2.2 CONFIGURATION OF SYSTEM UNDER TEST

### FOR RADIATION EMISSION TEST





### 2.3 DESCRIPTION OF SUPPORT UNITS

The EUT has been tested as an independent unit together with other necessary accessories or support units. The following support units or accessories were used to form a representative test configuration during the tests.

NO.	PRODUCT	BRAND	MODEL NO.	SERIAL NO.	FCC ID
1	DC source	LONG WEI	PS-6403D	010934269	N/A

NO.	SIGNAL CABLE DESCRIPTION OF THE ABOVE SUPPORT UNITS
1	DC Line: Unshielded, Detachable 1.8m

### 2.4 TEST ITEM AND TEST CONFIGURATION

Pre-Scan has been conducted to determine the worst-case mode from all possible combinations between available modulations, data rates, XYZ axis and antenna ports. The worst case was found when positioned on Y-plane for EIRP and X-axis for radiated emission. Following channel(s) was (were) selected for the final test as listed below:

EUT CONFIGURE MODE	DESCRIPTION
A	EUT + Adapter + USB Cable with 5G NR link
B	EUT + DC Supply with 5G NR link



**BUREAU  
VERITAS**

**Test Report No.: W7L-240618W001RF12**

**5G NR n2 MODE(15K)**

EUT CONFIGURE MODE	TEST ITEM	AVAILABLE CP-OFDM CHANNEL	AVAILABLE DFT-S-OFDM CHANNEL	TESTED CHANNEL	CHANNEL BANDWIDTH	MODULATION	MODE(DFT-S-OFDM) (INCLUDE CP-OFDM)		
A	EIRP	370500 to 381500	370500 to 381500	Low, Middle, High	5MHz	QPSK	1RB/ 0RB Offset		
		371000 to 381000	371000 to 381000	Low, Middle, High	10MHz	QPSK	1RB/ 0RB Offset		
		371500 to 380500	371500 to 380500	Low, Middle, High	15MHz	QPSK	1RB/ 0RB Offset		
		372000 to 380000	372000 to 380000	Low, Middle, High	20MHz	Pi/2BPSK, QPSK, 16QAM, 64QAM, 256QAM	1RB/ 0RB Offset		
B	FREQUENCY STABILITY	372000 to 380000	372000 to 380000	Low, Middle, High	20MHz	QPSK	Outer_Full		
A	PEAK TO AVERAGE RATIO	372000 to 380000	372000 to 380000	Low, Middle, High	20MHz	QPSK	1RB/ 0RB Offset Outer_Full		
A	OCCUPIED BANDWIDTH	370500 to 381500	370500 to 381500	Middle	5MHz	Pi/2BPSK, QPSK, 16QAM, 64QAM, 256QAM	Outer_Full		
		371000 to 381000	371000 to 381000	Middle	10MHz	Pi/2BPSK, QPSK, 16QAM, 64QAM, 256QAM	Outer_Full		
		371500 to 380500	371500 to 380500	Middle	15MHz	Pi/2BPSK, QPSK, 16QAM, 64QAM, 256QAM	Outer_Full		
		372000 to 380000	372000 to 380000	Middle	20MHz	Pi/2BPSK, QPSK, 16QAM, 64QAM, 256QAM	Outer_Full		
A	BAND EDGE	370500 to 381500	370500 to 381500	Low	5MHz	QPSK	1RB/ 0RB Offset Outer_Full		
				High	5MHz	QPSK	1RB/ 24 RB Offset Outer_Full		
		371000 to 381000	371000 to 381000	Low	10MHz	QPSK	1RB/ 0RB Offset Outer_Full		
				High	10MHz	QPSK	1RB/ 105 RB Offset Outer_Full		
		372000 to 380000	372000 to 380000	Low	20MHz	QPSK	1RB/ 0RB Offset Outer_Full		
				High	20MHz	QPSK	1RB/ 215 RB Offset Outer_Full		
		A	CONDUCTED EMISSION	370500 to 381500	370500 to 381500	Low, Middle, High	5MHz	QPSK	1RB/ 0RB Offset
				371000 to 381000	371000 to 381000	Low, Middle, High	10MHz	QPSK	1RB/ 0RB Offset
371500 to 380500	371500 to 380500			Low, Middle, High	15MHz	QPSK	1RB/ 0RB Offset		





		372000 to 380000	372000 to 380000	Low, Middle, High	20MHz	QPSK	1RB/ 0RB Offset
A	RADIATED EMISSION	370500 to 381500	370500 to 381500	Middle	5MHz	QPSK	1RB/ 0RB Offset
		371000 to 381000	371000 to 381000	Middle	10MHz	QPSK	1RB/ 0RB Offset
		371500 to 380500	371500 to 380500	Middle	15MHz	QPSK	1RB/ 0RB Offset
		372000 to 380000	372000 to 380000	Low, Middle, High	20MHz	QPSK	1RB/ 0RB Offset

**Note:** 1. This device was tested under all bandwidths, RB configurations and modulations. The worst case was found in QPSK modulation.

2. The EIRP calculate presented in the report from worst SA n2.

**5G NR n2 MODE(30K)**

EUT CONFIGURE MODE	TEST ITEM	AVAILABLE CP-OFDM CHANNEL	AVAILABLE DFT-S-OFDM CHANNEL	TESTED CHANNEL	CHANNEL BANDWIDTH	MODULATION	MODE(DFT-S-OFDM) (INCLUDE CP-OFDM)
A	EIRP	371000 to 381000	371000 to 381000	Low, Middle, High	10MHz	QPSK	1RB/ 0RB Offset
		371500 to 380500	371500 to 380500	Low, Middle, High	15MHz	QPSK	1RB/ 0RB Offset
		372000 to 380000	372000 to 380000	Low, Middle, High	20MHz	Pi/2BPSK, QPSK, 16QAM, 64QAM, 256QAM	1RB/ 0RB Offset
B	FREQUENCY STABILITY	372000 to 380000	372000 to 380000	Low, Middle, High	20MHz	QPSK	Outer_Full
A	PEAK TO AVERAGE RATIO	372000 to 380000	372000 to 380000	Low, Middle, High	20MHz	QPSK	1RB/ 0RB Offset Outer_Full
A	OCCUPIED BANDWIDTH	371000 to 381000	371000 to 381000	Middle	10MH	Pi/2BPSK, QPSK, 16QAM, 64QAM, 256QAM	Outer_Full
		371500 to 380500	371500 to 380500	Middle	15MHz	Pi/2BPSK, QPSK, 16QAM, 64QAM, 256QAM	Outer_Full
		372000 to 380000	372000 to 380000	Middle	20MHz	Pi/2BPSK, QPSK, 16QAM, 64QAM, 256QAM	Outer_Full
A	BAND EDGE	371000 to 381000	371000 to 381000	Low	10MHz	QPSK	1RB/ 0RB Offset Outer_Full
				High	10MHz	QPSK	1RB/ 24 RB Offset Outer_Full
		371500 to 380500	371500 to 380500	Low	15MHz	QPSK	1RB/ 0RB Offset Outer_Full
				High	15MHz	QPSK	1RB/ 105 RB Offset Outer_Full
		372000 to 380000	372000 to 380000	Low	20MHz	QPSK	1RB/ 0RB Offset Outer_Full
				High	20MHz	QPSK	1RB/ 215 RB Offset Outer_Full



A	CONDUCTED EMISSION	371000 to 381000	371000 to 381000	Low, Middle, High	10MHz	QPSK	1RB/ 0RB Offset
		371500 to 380500	371500 to 380500	Low, Middle, High	15MHz	QPSK	1RB/ 0RB Offset
		372000 to 380000	372000 to 380000	Low, Middle, High	20MHz	QPSK	1RB/ 0RB Offset

**Note: 1.** This device was tested under all bandwidths, RB configurations and modulations. The worst case was found in QPSK modulation.

2. The EIRP calculate presented in the report from worst SA n2.

**5G NR n5 MODE(15K)**

EUT CONFIGURE MODE	TEST ITEM	AVAILABLE CP-OFDM CHANNEL	AVAILABLE DFT-S-OFDM CHANNEL	TESTED CHANNEL	CHANNEL BANDWIDTH	MODULATION	MODE(DFT-S-OFDM) (INCLUDE CP-OFDM)
A	ERP	165300 to 169300	165300 to 169300	Low, Middle, High	5MHz	QPSK	1RB/ 0RB Offset
		165800 to 168800	165800 to 168800	Low, Middle, High	10MHz	QPSK	1RB/ 0RB Offset
		166300 to 168300	166300 to 168300	Low, Middle, High	15MHz	QPSK	1RB/ 0RB Offset
		166800 to 167800	166800 to 167800	Low, Middle, High	20MHz	Pi/2BPSK, QPSK, 16QAM, 64QAM, 256QAM	1RB/ 0RB Offset
A	RADIATED EMISSION	165300 to 169300	165300 to 169300	Middle	5MHz	QPSK	1RB/ 0RB Offset
		165800 to 168800	165800 to 168800	Low, Middle, High	10MHz	QPSK	1RB/ 0RB Offset
		166300 to 168300	166300 to 168300	Middle	15MHz	QPSK	1RB/ 0RB Offset
		166800 to 167800	166800 to 167800	Middle,	20MHz	QPSK	1RB/ 0RB Offset

**Note: 1.** This device was tested under all bandwidths, RB configurations and modulations. The worst case was found in QPSK modulation.

2. The test data presented in the report from worst SA \_n5.

3. SA n5 are covered by SA n26H, Because it is a subset of SA n26H with the same output power and supported bandwidths, So the conducted test data and RSE test data please refer to SA n26H.



**BUREAU  
VERITAS**

Test Report No.: W7L-240618W001RF12

**5G NR n7 MODE(15K)**

EUT CONFIGURE MODE	TEST ITEM	AVAILABLE CP-OFDM CHANNEL	AVAILABLE DFT-S-OFDM CHANNEL	TESTED CHANNEL	CHANNEL BANDWIDTH	MODULATION	MODE(DFT-S-OFDM) (INCLUDE CP-OFDM)
A	ERP	500500 to 513500	500500 to 513500	Low, Middle, High	5MHz	QPSK	1RB/ 0RB Offset
		501000 to 513000	501000 to 513000	Low, Middle, High	10MHz	QPSK	1RB/ 0RB Offset
		501500 to 512500	501500 to 512500	Low, Middle, High	15MHz	QPSK	1RB/ 0RB Offset
		502000 to 512000	502000 to 512000	Low, Middle, High	20MHz	QPSK	1RB/ 0RB Offset
		502500 to 511500	502500 to 511500	Low, Middle, High	25MHz	QPSK	1RB/ 0RB Offset
		503000 to 511000	503000 to 511000	Low, Middle, High	30MHz	QPSK	1RB/ 0RB Offset
		503500 to 510500	503500 to 510500	Low, Middle, High	40MHz	QPSK	1RB/ 0RB Offset
		505000 to 509000	505000 to 509000	Low, Middle, High	50MHz	Pi/2BPSK,QPSK,16QAM,64QAM,256QAM	1RB/ 0RB Offset
B	FREQUENCY STABILITY	502000 to 512000	502000 to 512000	Low, Middle, High	20MHz	QPSK	Outer_Full
A	PEAK TO AVERAGE RATIO	502000 to 512000	502000 to 512000	Low, Middle, High	20MHz	QPSK	1RB/ 0RB Offset Outer_Full
A	OCCUPIED BANDWIDTH	500500 to 513500	500500 to 513500	Middle	5MHz	Pi/2BPSK,QPSK,16QAM,64QAM,256QAM	Outer_Full
		501000 to 513000	501000 to 513000	Middle	10MHz	Pi/2BPSK,QPSK,16QAM,64QAM,256QAM	Outer_Full
		501500 to 512500	501500 to 512500	Middle	15MHz	Pi/2BPSK,QPSK,16QAM,64QAM,256QAM	Outer_Full
		502000 to 512000	502000 to 512000	Middle	20MHz	Pi/2BPSK,QPSK,16QAM,64QAM,256QAM	Outer_Full
		502500 to 511500	502500 to 511500	Middle	25MHz	Pi/2BPSK,QPSK,16QAM,64QAM,256QAM	Outer_Full
		503000 to 511000	503000 to 511000	Middle	30MHz	Pi/2BPSK,QPSK,16QAM,64QAM,256QAM	Outer_Full
		503500 to 510500	503500 to 510500	Middle	40MHz	Pi/2BPSK,QPSK,16QAM,64QAM,256QAM	Outer_Full
		505000 to 509000	505000 to 509000	Middle	50MHz	Pi/2BPSK,QPSK,16QAM,64QAM,256QAM	Outer_Full
A	BAND EDGE	500500 to 513500	500500 to 513500	Low	5MHz	QPSK	1RB/ 0RB Offset Outer_Full
				High	5MHz	QPSK	1RB/ 24RB Offset Outer_Full
		502500 to 511500	502500 to 511500	Low	25MHz	QPSK	1RB/ 0RB Offset Outer_Full
				High	25MHz	QPSK	1RB/ 105RB Offset Outer_Full



**BUREAU  
VERITAS**

**Test Report No.: W7L-240618W001RF12**

		505000 to 509000	505000 to 509000	Low	50MHz	QPSK	1RB/ 0RB Offset
				High	50MHz	QPSK	1RB/ 215RB Offset
							Outer_Full
A	CONDUCTED EMISSION	500500 to 513500	500500 to 513500	Low, Middle, High	5MHz	QPSK	1RB/ 0RB Offset
		502500 to 511500	502500 to 511500	Low, Middle, High	25MHz	QPSK	1RB/ 0RB Offset
		505000 to 509000	505000 to 509000	Low, Middle, High	50MHz	QPSK	1RB/ 0RB Offset
A	RADIATED EMISSION	500500 to 513500	500500 to 513500	Middle	5MHz	QPSK	1RB/ 0RB Offset
		501000 to 513000	501000 to 513000	Middle	10MHz	QPSK	1RB/ 0RB Offset
		501500 to 512500	501500 to 512500	Middle	15MHz	QPSK	1RB/ 0RB Offset
		502000 to 512000	502000 to 512000	Middle	20MHz	QPSK	1RB/ 0RB Offset
		502500 to 511500	502500 to 511500	Middle	25MHz	QPSK	1RB/ 0RB Offset
		503000 to 511000	503000 to 511000	Middle	30MHz	QPSK	1RB/ 0RB Offset
		503500 to 510500	503500 to 510500	Middle	40MHz	QPSK	1RB/ 0RB Offset
		505000 to 509000	505000 to 509000	Low, Middle, High	50MHz	QPSK	1RB/ 0RB Offset

**Note:** 1.This device was tested under all bandwidths, RB configurations and modulations. The worst case was found in QPSK modulation.

2. The test data presented in the report from worst SA\_n7.



Test Report No.: W7L-240618W001RF12

5G NR n7 MODE(30K)

EUT CONFIGURE MODE	TEST ITEM	AVAILABLE CP-OFDM CHANNEL	AVAILABLE DFT-S-OFDM CHANNEL	TESTED CHANNEL	CHANNEL BANDWIDTH	MODULATION	MODE(DFT-S-OFDM) (INCLUDE CP-OFDM)
A	ERP	501000 to 513000	501000 to 513000	Low, Middle, High	10MHz	QPSK	1RB/ 0RB Offset
		501500 to 512500	501500 to 512500	Low, Middle, High	15MHz	QPSK	1RB/ 0RB Offset
		502000 to 512000	502000 to 512000	Low, Middle, High	20MHz	QPSK	1RB/ 0RB Offset
		502500 to 511500	502500 to 511500	Low, Middle, High	25MHz	QPSK	1RB/ 0RB Offset
		503000 to 511000	503000 to 511000	Low, Middle, High	30MHz	QPSK	1RB/ 0RB Offset
		503500 to 510500	503500 to 510500	Low, Middle, High	40MHz	QPSK	1RB/ 0RB Offset
		505000 to 509000	505000 to 509000	Low, Middle, High	50MHz	Pi/2BPSK, QPSK, 16QAM, 64QAM, 256QAM	1RB/ 0RB Offset



**BUREAU  
VERITAS**

Test Report No.: W7L-240618W001RF12

**5G NR n12 MODE(15K)**

EUT CONFIGURE MODE	TEST ITEM	AVAILABLE CP-OFDM CHANNEL	AVAILABLE DFT-S-OFDM CHANNEL	TESTED CHANNEL	CHANNEL BANDWIDTH	MODULATION	MODE(DFT-S-OFDM) (INCLUDE CP-OFDM)
A	ERP	140300 to 142700	140300 to 142700	Low, Middle, High	5MHz	QPSK	1RB/ 0RB Offset
		140800 to 142200	140800 to 142200	Low, Middle, High	10MHz	QPSK	1RB/ 0RB Offset
		141300 to 141700	141300 to 141700	Low, Middle, High	15MHz	Pi/2BPSK,QPSK,16QAM, 64QAM, 256QAM	1RB/ 0RB Offset
B	FREQUENCY STABILITY	141300 to 141700	141300 to 141700	Low, Middle, High	15MHz	QPSK	Outer_ Full
A	PEAK TO AVERAGE RATIO	141300 to 141700	141300 to 141700	Low, Middle, High	15MHz	QPSK	1RB/ 0RB Offset Outer_ Full
A	OCCUPIED BANDWIDTH	140300 to 142700	140300 to 142700	Middle	5MHz	Pi/2BPSK,QPSK,16QAM, 64QAM, 256QAM	Outer_ Full
		140800 to 142200	140800 to 142200	Middle	10MHz	Pi/2BPSK,QPSK,16QAM, 64QAM, 256QAM	Outer_ Full
		141300 to 141700	141300 to 141700	Middle	15MHz	Pi/2BPSK,QPSK,16QAM, 64QAM, 256QAM	Outer_ Full
A	BAND EDGE	140300 to 142700	140300 to 142700	Low	5MHz	Pi/2BPSK,QPSK,16QAM, 64QAM, 256QAM	1RB/ 0RB Offset Outer_ Full
				High	5MHz	Pi/2BPSK,QPSK,16QAM, 64QAM, 256QAM	1RB/ 24RB Offset Outer_ Full
				Low	10MHz	Pi/2BPSK,QPSK,16QAM, 64QAM, 256QAM	1RB/ 0RB Offset Outer_ Full
				High	10MHz	Pi/2BPSK,QPSK,16QAM, 64QAM, 256QAM	1RB/ 51RB Offset Outer_ Full
				Low	15MHz	Pi/2BPSK,QPSK,16QAM, 64QAM, 256QAM	1RB/ 0RB Offset Outer_ Full
				High	15MHz	Pi/2BPSK,QPSK,16QAM, 64QAM, 256QAM	1RB/ 78RB Offset Outer_ Full
		140800 to 142200	140800 to 142200	Low	5MHz	Pi/2BPSK,QPSK,16QAM, 64QAM, 256QAM	1RB/ 0RB Offset
				High	5MHz	Pi/2BPSK,QPSK,16QAM, 64QAM, 256QAM	1RB/ 24RB Offset
				Low	10MHz	Pi/2BPSK,QPSK,16QAM, 64QAM, 256QAM	1RB/ 0RB Offset
				High	10MHz	Pi/2BPSK,QPSK,16QAM, 64QAM, 256QAM	1RB/ 51RB Offset
				Low	15MHz	Pi/2BPSK,QPSK,16QAM, 64QAM, 256QAM	1RB/ 0RB Offset
				High	15MHz	Pi/2BPSK,QPSK,16QAM, 64QAM, 256QAM	1RB/ 78RB Offset
141300 to 141700	141300 to 141700	Low	5MHz	Pi/2BPSK,QPSK,16QAM, 64QAM, 256QAM	1RB/ 0RB Offset		
		High	5MHz	Pi/2BPSK,QPSK,16QAM, 64QAM, 256QAM	1RB/ 24RB Offset		
		Low	10MHz	Pi/2BPSK,QPSK,16QAM, 64QAM, 256QAM	1RB/ 0RB Offset		
		High	10MHz	Pi/2BPSK,QPSK,16QAM, 64QAM, 256QAM	1RB/ 51RB Offset		
		Low	15MHz	Pi/2BPSK,QPSK,16QAM, 64QAM, 256QAM	1RB/ 0RB Offset		
		High	15MHz	Pi/2BPSK,QPSK,16QAM, 64QAM, 256QAM	1RB/ 78RB Offset		
A	CONDUCTED EMISSION	140300 to 142700	140300 to 142700	Low, Middle, High	5MHz	QPSK	1RB/ 0RB Offset
		140800 to 142200	140800 to 142200	Low, Middle, High	10MHz	QPSK	1RB/ 0RB Offset
		141300 to 141700	141300 to 141700	Low, Middle, High	15MHz	QPSK	1RB/ 0RB Offset



**BUREAU  
VERITAS**

**Test Report No.: W7L-240618W001RF12**

A	RADIATED EMISSION	140300 to 142700	140300 to 142700	Middle	5MHz	QPSK	1RB/ 0RB Offset
		140800 to 142200	140800 to 142200	Middle	10MHz	QPSK	1RB/ 0RB Offset
		141300 to 141700	141300 to 141700	Low, Middle, High	15MHz	QPSK	1RB/ 0RB Offset

**Note:** 1. This device was tested under all bandwidths, RB configurations and modulations. The worst case was found in QPSK modulation.

2. The test data presented in the report from worst SA\_n12.

**5G NR n26 MODE Part22(15K)**

EUT CONFIGURE MODE	TEST ITEM	AVAILABLE CP-OFDM CHANNEL	AVAILABLE DFT-S-OFDM CHANNEL	TESTED CHANNEL	CHANNEL BANDWIDTH	MODULATION	MODE(DFT-S-OFDM) (INCLUDE CP-OFDM)
A	ERP	165300 to 169300	165300 to 169300	Low, Middle, High	5MHz	QPSK	1RB/ 0RB Offset
		165800 to 168800	165800 to 168800	Low, Middle, High	10MHz	QPSK	1RB/ 0RB Offset
		166300 to 168300	166300 to 168300	Low, Middle, High	15MHz	QPSK	1RB/ 0RB Offset
		166800 to 167800	166800 to 167800	Low, Middle, High	20MHz	Pi/2BPSK, QPSK, 16QAM, 64QAM, 256QAM	1RB/ 0RB Offset
B	FREQUENCY STABILITY	166800 to 167800	166800 to 167800	Low, Middle, High	20MHz	QPSK	Outer_ Full
A	PEAK TO AVERAGE RATIO	166800 to 167800	166800 to 167800	Low, Middle, High	20MHz	QPSK	1RB/ 0RB Offset Outer_ Full
A	OCCUPIED BANDWIDTH	165300 to 169300	165300 to 169300	Middle	5MHz	Pi/2BPSK, QPSK, 16QAM, 64QAM, 256QAM	Outer_ Full
		165800 to 168800	165800 to 168800	Middle	10MHz	Pi/2BPSK, QPSK, 16QAM, 64QAM, 256QAM	Outer_ Full
		166300 to 168300	166300 to 168300	Middle	15MHz	Pi/2BPSK, QPSK, 16QAM, 64QAM, 256QAM	Outer_ Full
		166800 to 167800	166800 to 167800	Middle	20MHz	Pi/2BPSK, QPSK, 16QAM, 64QAM, 256QAM	Outer_ Full
A	BAND EDGE	165300 to 169300	165300 to 169300	Low	5MHz	QPSK	1RB/ 0RB Offset Outer_ Full
				High	5MHz	QPSK	1RB/ 24RB Offset Outer_ Full
		165800 to 168800	165800 to 168800	Low	10MHz	QPSK	1RB/ 0RB Offset
				High	10MHz	QPSK	1RB/ 78RB Offset Outer_ Full



**BUREAU  
VERITAS**

**Test Report No.: W7L-240618W001RF12**

		166800 to 167800	166800 to 167800	Low	20MHz	QPSK	1RB/ 0RB Offset
							1RB/ 78RB Offset
				High	20MHz	QPSK	Outer Full
							1RB/ 0RB Offset
A	CONDUCTED EMISSION	165300 to 169300	165300 to 169300	Low, Middle, High	5MHz	QPSK	1RB/ 0RB Offset
		165800 to 168800	165800 to 168800	Low, Middle, High	10MHz	QPSK	1RB/ 0RB Offset
		166800 to 167800	166800 to 167800	Low, Middle, High	20MHz	QPSK	1RB/ 0RB Offset
A	RADIATED EMISSION	165300 to 169300	165300 to 169300	Middle	5MHz	QPSK	1RB/ 0RB Offset
		165800 to 168800	165800 to 168800	Low, Middle, High	10MHz	QPSK	1RB/ 0RB Offset
		166300 to 168300	166300 to 168300	Middle	15MHz	QPSK	1RB/ 0RB Offset
		166800 to 167800	166800 to 167800	Middle	20MHz	QPSK	1RB/ 0RB Offset

**Note:** This device was tested under all bandwidths, RB configurations and modulations. The worst case was found in QPSK modulation.





**5G NR n26 MODE Part90(15K)**

EUT CONFIGURE MODE	TEST ITEM	AVAILABLE CP-OFDM CHANNEL	AVAILABLE DFT-S-OFDM CHANNEL	TESTED CHANNEL	CHANNEL BANDWIDTH	MODULATION	MODE(DFT-S-OFDM) (INCLUDE CP-OFDM)
A	ERP	163300 to 164300	163300 to 164300	Low, Middle, High	5MHz	QPSK	1RB/ 0RB Offset
		163800	163800	Middle	10MHz	Pi/2BPSK,QPSK,16QAM, 64QAM, 256QAM	1RB/ 0RB Offset
B	FREQUENCY STABILITY	163300 to 164300	163300 to 164300	Low, Middle, High	5MHz	QPSK	Outer_ Full
A	PEAK TO AVERAGE RATIO	163300 to 164300	163300 to 164300	Low, Middle, High	5MHz	QPSK	1RB/ 0RB Offset Outer_ Full
A	OCCUPIED BANDWIDTH	163300 to 164300	163300 to 164300	Middle	5MHz	Pi/2BPSK,QPSK,16QAM, 64QAM, 256QAM	Outer_ Full
		163800	163800	Middle	10MHz	Pi/2BPSK,QPSK,16QAM, 64QAM, 256QAM	Outer_ Full
A	BAND EDGE	163300 to 164300	163300 to 164300	Low	5MHz	QPSK	1RB/ 0RB Offset Outer_ Full
				High	5MHz	QPSK	1RB/ 24RB Offset Outer_ Full
				Middle	10MHz	QPSK	1RB/ 0RB Offset
		163800	163800	Middle	10MHz	QPSK	1RB/ 78RB Offset Outer_ Full
				Middle	10MHz	QPSK	1RB/ 0RB Offset
				Middle	10MHz	QPSK	1RB/ 78RB Offset Outer_ Full
A	CONDUCTED EMISSION	163300 to 164300	163300 to 164300	Low, Middle, High	5MHz	QPSK	1RB/ 0RB Offset
		163800	163800	Middle	10MHz	QPSK	1RB/ 0RB Offset
A	RADIATED EMISSION	163300 to 164300	163300 to 164300	Low, Middle, High	5MHz	QPSK	1RB/ 0RB Offset
		163800	163800	Middle	10MHz	QPSK	1RB/ 0RB Offset

**Note:** This device was tested under all bandwidths, RB configurations and modulations. The worst case was found in QPSK modulation.

**5G NR n38 MODE(15K)**

EUT CONFIGURE MODE	TEST ITEM	AVAILABLE CP-OFDM CHANNEL	AVAILABLE DFT-S-OFDM CHANNEL	TESTED CHANNEL	CHANNEL BANDWIDTH	MODULATION	MODE(DFT-S-OFDM) (INCLUDE CP-OFDM)
A	ERP	514500 to 523500	514500 to 523500	Low, Middle, High	5MHz	QPSK	1RB/ 0RB Offset
		515000 to 523000	515000 to 523000	Low, Middle, High	10MHz	QPSK	1RB/ 0RB Offset
		515500 to 522500	515500 to 522500	Low, Middle, High	15MHz	QPSK	1RB/ 0RB Offset
		516000 to 522000	516000 to 522000	Low, Middle, High	20MHz	QPSK	1RB/ 0RB Offset
		516500 to 521500	516500 to 521500	Low, Middle, High	25MHz	QPSK	1RB/ 0RB Offset
		517000 to 521000	517000 to 521000	Low, Middle, High	30MHz	QPSK	1RB/ 0RB Offset
		518000 to 520000	518000 to 520000	Low, Middle, High	40MHz	Pi/2BPSK,QPSK,16QAM, 64QAM, 256QAM	1RB/ 0RB Offset
A	OCCUPIED BANDWIDTH	514500 to 523500	514500 to 523500	Middle	5MHz	Pi/2BPSK,QPSK,16QAM, 64QAM, 256QAM	Outer_ Full
		516500 to 521500	516500 to 521500	Middle	25MHz	Pi/2BPSK,QPSK,16QAM, 64QAM, 256QAM	Outer_ Full
A	RADIATED EMISSION	514500 to 523500	514500 to 523500	Middle	5MHz	QPSK	1RB/ 0RB Offset
		516500 to 521500	516500 to 521500	Low, Middle, High	25MHz	QPSK	1RB/ 0RB Offset

**Note:** 1.This device was tested under all bandwidths, RB configurations and modulations. The worst case was found in QPSK modulation.

2. The EIRP calculate presented in the report from worst SA n38.

3. SA n38 are covered by SA n41, because it is a subset of SA n41 with the same output power and supported bandwidths, except for 5MHz and 25MHz bandwidth, other conducted test data and RSE test data please refer to SA n41.

**5G NR n38 MODE(30K)**

EUT CONFIGURE MODE	TEST ITEM	AVAILABLE CP-OFDM CHANNEL	AVAILABLE DFT-S-OFDM CHANNEL	TESTED CHANNEL	CHANNEL BANDWIDTH	MODULATION	MODE(DFT-S-OFDM) (INCLUDE CP-OFDM)
A	ERP	515000 to 523000	515000 to 523000	Low, Middle, High	10MHz	QPSK	1RB/ 0RB Offset
		515500 to 522500	515500 to 522500	Low, Middle, High	15MHz	QPSK	1RB/ 0RB Offset
		516000 to 522000	516000 to 522000	Low, Middle, High	20MHz	QPSK	1RB/ 0RB Offset
		516500 to 521500	516500 to 521500	Low, Middle, High	25MHz	QPSK	1RB/ 0RB Offset
		517000 to 521000	517000 to 521000	Low, Middle, High	30MHz	QPSK	1RB/ 0RB Offset
		518000 to 520000	518000 to 520000	Low, Middle, High	40MHz	Pi/2BPSK,QPSK,16QAM, 64QAM, 256QAM	1RB/ 0RB Offset

**Note:** 1. This device was tested under all bandwidths, RB configurations and modulations. The worst case was found in QPSK modulation.

2. The EIRP calculate presented in the report from worst SA n38.

3. SA n38 are covered by SA n41, Because it is a subset of SA n41 with the same output power and supported bandwidths, So the conducted test data and RSE test data please refer to SA n41.

5G NR n41 MODE(15K)

EUT CONFIGURE MODE	TEST ITEM	AVAILABLE CP-OFDM CHANNEL	AVAILABLE DFT-S-OFDM CHANNEL	TESTED CHANNEL	CHANNEL BANDWIDTH	MODULATION	MODE(DFT-S-OFDM) (INCLUDE CP-OFDM)
A	EIRP	500202 to 537000	500202 to 537000	Low, Middle, High	10MHz	QPSK,	1RB/ 0RB Offset
		500700 to 536499	500700 to 536499	Low, Middle, High	15MHz	QPSK	1RB/ 0RB Offset
		501201 to 535998	501201 to 535998	Low, Middle, High	20MHz	QPSK	1RB/ 0RB Offset
		502200 to 534999	502200 to 534999	Low, Middle, High	30MHz	QPSK	1RB/ 0RB Offset
		503202 to 534000	503202 to 534000	Low, Middle, High	40MHz	QPSK	1RB/ 0RB Offset
		504201 to 532998	504201 to 532998	Low, Middle, High	50MHz	QPSK	1RB/ 0RB Offset
A	FREQUENCY STABILITY	501201 to 535998	501201 to 535998	Low, Middle, High	20MHz	QPSK	Outer_ Full
A	PEAK TO AVERAGE RATIO	501201 to 535998	501201 to 535998	Low, Middle, High	20MHz	QPSK	1RB/ 0RB Offset
							Outer_ Full
A	OCCUPIED BANDWIDTH	500202 to 537000	500202 to 537000	Middle	10MHz	Pi/2BPSK,QPSK,16QAM, 64QAM, 256QAM	Outer_ Full
		500700 to 536499	500700 to 536499	Middle	15MHz	Pi/2BPSK,QPSK,16QAM, 64QAM, 256QAM	Outer_ Full
		501201 to 535998	501201 to 535998	Middle	20MHz	Pi/2BPSK,QPSK,16QAM, 64QAM, 256QAM	Outer_ Full
		502200 to 534999	502200 to 534999	Middle	30MHz	Pi/2BPSK,QPSK,16QAM, 64QAM, 256QAM	Outer_ Full
		503202 to 534000	503202 to 534000	Middle	40MHz	Pi/2BPSK,QPSK,16QAM, 64QAM, 256QAM	Outer_ Full
		504201 to 532998	504201 to 532998	Middle	50MHz	Pi/2BPSK,QPSK,16QAM, 64QAM, 256QAM	Outer_ Full
A	BAND EDGE	500202 to 537000	500202 to 537000	Low	10MHz	QPSK	1RB/ 0RB Offset
				Outer_ Full			
		502200 to 534999	502200 to 534999	High	10MHz	QPSK	1RB/ 50RB Offset
				Outer_ Full			
		504201 to 532998	504201 to 532998	Low	30MHz	QPSK	1RB/ 0RB Offset
				Outer_ Full			
		504201 to 532998	504201 to 532998	High	30MHz	QPSK	1RB/ 161RB Offset
				Outer_ Full			
504201 to 532998	504201 to 532998	Low	50MHz	QPSK	1RB/ 0RB Offset		
		Outer_ Full					
504201 to 532998	504201 to 532998	High	50MHz	QPSK	1RB/ 272RB Offset		
		Outer_ Full					
A	CONDUCTED EMISSION	500202 to 537000	500202 to 537000	Low, Middle, High	10MHz	QPSK	1RB/ 0RB Offset



**BUREAU  
VERITAS**

**Test Report No.: W7L-240618W001RF12**

		502200 to 534999	502200 to 534999	Low, Middle, High	30MHz	QPSK	1RB/ 0RB Offset
		504201 to 532998	504201 to 532998	Low, Middle, High	50MHz	QPSK	1RB/ 0RB Offset

**Note: 1.** This device was tested under all bandwidths, RB configurations and modulations. The worst case was found in QPSK modulation.

2. The test data presented in the report from worst SA\_n41.

**5G NR n41 MODE(30K)**

EUT CONFIGURE MODE	TEST ITEM	AVAILABLE CP-OFDM CHANNEL	AVAILABLE DFT-S-OFDM CHANNEL	TESTED CHANNEL	CHANNEL BANDWIDTH	MODULATION	MODE(DFT-S-OFDM) (INCLUDE CP-OFDM)
A	EIRP	500202 to 537000	500202 to 537000	Low, Middle, High	10MHz	QPSK,	1RB/ 0RB Offset
		500700 to 536496	500700 to 536496	Low, Middle, High	15MHz	QPSK,	1RB/ 0RB Offset
		501204 to 535998	501204 to 535998	Low, Middle, High	20MHz	QPSK,	1RB/ 0RB Offset
		502200 to 534996	502200 to 534996	Low, Middle, High	30MHz	QPSK	1RB/ 0RB Offset
		503202 to 534000	503202 to 534000	Low, Middle, High	40MHz	QPSK	1RB/ 0RB Offset
		504200 to 532998	504200 to 532998	Low, Middle, High	50MHz	QPSK	1RB/ 0RB Offset
		505200 to 531996	505200 to 531996	Low, Middle, High	60MHz	QPSK	1RB/ 0RB Offset
		505202 to 531000	505202 to 531000	Low, Middle, High	70MHz	QPSK	1RB/ 0RB Offset
		507204 to 529998	507204 to 529998	Low, Middle, High	80MHz	QPSK	1RB/ 0RB Offset
		508200 to 528996	508200 to 528996	Low, Middle, High	90MHz	QPSK	1RB/ 0RB Offset
		509202 to 528000	509202 to 528000	Low, Middle, High	100MHz	Pi/2BPSK,QPSK,16QAM, 64QAM, 256QAM	1RB/ 0RB Offset
A	PEAK TO AVERAGE RATIO	501204 to 535998	501204 to 535998	Low, Middle, High	20MHz	QPSK	1RB/ 0RB Offset Outer_Full
A	OCCUPIED BANDWIDTH	500202 to 537000	500202 to 537000	Middle	10MHz	Pi/2BPSK,QPSK,16QAM, 64QAM, 256QAM	Outer_Full
		500700 to 536496	500700 to 536496	Middle	15MHz	Pi/2BPSK,QPSK,16QAM, 64QAM, 256QAM	Outer_Full
		501204 to 535998	501204 to 535998	Middle	20MHz	Pi/2BPSK,QPSK,16QAM, 64QAM, 256QAM	Outer_Full
		502200 to 534996	502200 to 534996	Middle	30MHz	Pi/2BPSK,QPSK,16QAM, 64QAM, 256QAM	Outer_Full
		503202 to 534000	503202 to 534000	Middle	40MHz	Pi/2BPSK,QPSK,16QAM, 64QAM, 256QAM	Outer_Full
		504200 to 532998	504200 to 532998	Middle	50MHz	Pi/2BPSK,QPSK,16QAM, 64QAM, 256QAM	Outer_Full
		505200 to 531996	505200 to 531996	Middle	60MHz	Pi/2BPSK,QPSK,16QAM, 64QAM, 256QAM	Outer_Full
		505202 to 531000	505202 to 531000	Middle	70MHz	Pi/2BPSK,QPSK,16QAM, 64QAM, 256QAM	Outer_Full
		507204 to 529998	507204 to 529998	Middle	80MHz	Pi/2BPSK,QPSK,16QAM, 64QAM, 256QAM	Outer_Full



**BUREAU  
VERITAS**

**Test Report No.: W7L-240618W001RF12**

		508200 to 528996	508200 to 528996	Middle	90MHz	Pi/2BPSK,QPSK,16QAM, 64QAM, 256QAM	Outer_ Full	
		509202 to 528000	509202 to 528000	Middle	100MHz	Pi/2BPSK,QPSK,16QAM, 64QAM, 256QAM	Outer_ Full	
A	BAND EDGE	505200 to 531996	505200 to 531996	Low	60MHz	QPSK	1RB/ 0RB Offset	
				High	60MHz	QPSK	1RB/ 50RB Offset	
		507204 to 529998	507204 to 529998	Low	80MHz	QPSK	1RB/ 0RB Offset	
				High	80MHz	QPSK	1RB/ 161RB Offset	
		509202 to 528000	509202 to 528000	Low	100MHz	QPSK	1RB/ 0RB Offset	
				High	100MHz	QPSK	1RB/ 272RB Offset	
								Outer_ Full
								Outer_ Full
A	CONDUCTED EMISSION	500202 to 537000	500202 to 537000	Low, Middle, High	10MHz	QPSK	1RB/ 0RB Offset	
		505200 to 531996	505200 to 531996	Low, Middle, High	60MHz	QPSK	1RB/ 0RB Offset	
		507204 to 529998	507204 to 529998	Low, Middle, High	80MHz	QPSK	1RB/ 0RB Offset	
		509202 to 528000	509202 to 528000	Low, Middle, High	100MHz	QPSK	1RB/ 0RB Offset	
A	RADIATED EMISSION	500202 to 537000	500202 to 537000	Middle	10MHz	QPSK	1RB/ 0RB Offset	
		500700 to 536496	500700 to 536496	Middle	15MHz	QPSK	1RB/ 0RB Offset	
		501204 to 535998	501204 to 535998	Middle	20MHz	QPSK	1RB/ 0RB Offset	
		502200 to 534996	502200 to 534996	Middle	30MHz	QPSK	1RB/ 0RB Offset	
		503202 to 534000	503202 to 534000	Middle	40MHz	QPSK	1RB/ 0RB Offset	
		504200 to 532998	504200 to 532998	Middle	50MHz	QPSK	1RB/ 0RB Offset	
		505200 to 531996	505200 to 531996	Middle	60MHz	QPSK	1RB/ 0RB Offset	
		507204 to 529998	507204 to 529998	Middle	80MHz	QPSK	1RB/ 0RB Offset	
		508200 to 528996	508200 to 528996	Middle	90MHz	QPSK	1RB/ 0RB Offset	
		509202 to 528000	509202 to 528000	Low, Middle, High	100MHz	QPSK	1RB/ 0RB Offset	

**Note: 1.** This device was tested under all bandwidths, RB configurations and modulations. The worst case was found in QPSK modulation.

2. The test data presented in the report from worst SA\_n41.

5G NR n66 MODE(15K)

EUT CONFIGURE MODE	TEST ITEM	AVAILABLE CP-OFDM CHANNEL	AVAILABLE DFT-S-OFDM CHANNEL	TESTED CHANNEL	CHANNEL BANDWIDTH	MODULATION	MODE(DFT-S-OFDM) (INCLUDE CP-OFDM)
A	EIRP	342500 to 355500	342500 to 355500	Low, Middle, High	5MHz	QPSK	1RB/ 0RB Offset
		343000 to 355000	343000 to 355000	Low, Middle, High	10MHz	QPSK	1RB/ 0RB Offset
		343500 to 354500	343500 to 354500	Low, Middle, High	15MHz	QPSK	1RB/ 0RB Offset
		344000 to 354000	344000 to 354000	Low, Middle, High	20MHz	QPSK	1RB/ 0RB Offset
		344500 to 353500	344500 to 353500	Low, Middle, High	25MHz	QPSK	1RB/ 0RB Offset
		345000 to 353000	345000 to 353000	Low, Middle, High	30MHz	QPSK	1RB/ 0RB Offset
		345500 to 352500	345500 to 352500	Low, Middle, High	35MHz	QPSK	1RB/ 0RB Offset
		346000 to 352000	346000 to 352000	Low, Middle, High	40MHz	Pi/2BPSK,QPSK,16QAM, 64QAM, 256QAM	1RB/ 0RB Offset
A	FREQUENCY STABILITY	344000 to 354000	344000 to 354000	Low, Middle, High	20MHz	QPSK	Outer_ Full
A	PEAK TO AVERAGE RATIO	344000 to 354000	344000 to 354000	Low, Middle, High	20MHz	QPSK	1RB/ 0RB Offset
							Outer_ Full
A	OCCUPIED BANDWIDTH	342500 to 355500	342500 to 355500	Middle	5MHz	Pi/2BPSK,QPSK,16QAM, 64QAM, 256QAM	Outer_ Full
		343000 to 355000	343000 to 355000	Middle	10MHz	Pi/2BPSK,QPSK,16QAM, 64QAM, 256QAM	Outer_ Full
		343500 to 354500	343500 to 354500	Middle	15MHz	Pi/2BPSK,QPSK,16QAM, 64QAM, 256QAM	Outer_ Full
		344000 to 354000	344000 to 354000	Middle	20MHz	Pi/2BPSK,QPSK,16QAM, 64QAM, 256QAM	Outer_ Full
		344500 to 353500	344500 to 353500	Middle	25MHz	Pi/2BPSK,QPSK,16QAM, 64QAM, 256QAM	Outer_ Full
		345000 to 353000	345000 to 353000	Middle	30MHz	Pi/2BPSK,QPSK,16QAM, 64QAM, 256QAM	Outer_ Full
		345500 to 352500	345500 to 352500	Middle	35MHz	Pi/2BPSK,QPSK,16QAM, 64QAM, 256QAM	Outer_ Full
		346000 to 352000	346000 to 352000	Middle	40MHz	Pi/2BPSK,QPSK,16QAM, 64QAM, 256QAM	Outer_ Full
A	BAND EDGE	502008 to 535998	502008 to 535998	Low	5MHz	QPSK	1RB/ 0RB Offset
				High	5MHz	QPSK	Outer_ Full
		344000 to 354000	344000 to 354000	Low	20MHz	QPSK	1RB/ 0RB Offset
				High	20MHz	QPSK	Outer_ Full
		346000 to 352000	346000 to 352000	Low	40MHz	QPSK	1RB/ 105RB Offset
							Outer_ Full
		346000 to 352000	346000 to 352000	Low	40MHz	QPSK	1RB/ 0RB Offset
							Outer_ Full



**BUREAU  
VERITAS**

**Test Report No.: W7L-240618W001RF12**

				High	40MHz	QPSK	1RB/ 215RB Offset
							Outer_ Full
A	CONDUCTED EMISSION	342500 to 355500	342500 to 355500	Low, Middle, High	5MHz	QPSK	1RB/ 0RB Offset
		344000 to 354000	344000 to 354000	Low, Middle, High	20MHz	QPSK	1RB/ 0RB Offset
		346000 to 352000	346000 to 352000	Low, Middle, High	40MHz	QPSK	1RB/ 0RB Offset
A	RADIATED EMISSION	342500 to 355500	342500 to 355500	Low, Middle, High	5MHz	QPSK	1RB/ 0RB Offset
		343000 to 355000	343000 to 355000	Middle	10MHz	QPSK	1RB/ 0RB Offset
		343500 to 354500	343500 to 354500	Middle	15MHz	QPSK	1RB/ 0RB Offset
		344000 to 354000	344000 to 354000	Middle	20MHz	QPSK	1RB/ 0RB Offset
		344500 to 353500	344500 to 353500	Middle	25MHz	QPSK	1RB/ 0RB Offset
		345000 to 353000	345000 to 353000	Middle	30MHz	QPSK	1RB/ 0RB Offset
		345500 to 352500	345500 to 352500	Middle	35MHz	QPSK	1RB/ 0RB Offset
		346000 to 352000	346000 to 352000	Middle	40MHz	QPSK	1RB/ 0RB Offset

**Note:** 1. This device was tested under all bandwidths, RB configurations and modulations. The worst case was found in QPSK modulation.

2. The test data presented in the report from worst SA\_n66.



**5G NR n66 MODE(30K)**

EUT CONFIGURE MODE	TEST ITEM	AVAILABLE CP-OFDM CHANNEL	AVAILABLE DFT-S-OFDM CHANNEL	TESTED CHANNEL	CHANNEL BANDWIDTH	MODULATION	MODE(DFT-S-OFDM) (INCLUDE CP-OFDM)
A	EIRP	343000 to 355000	342500 to 355500	Low, Middle, High	10MHz	QPSK	1RB/ 0RB Offset
		343500 to 354500	343500 to 354500	Low, Middle, High	15MHz	QPSK	1RB/ 0RB Offset
		344000 to 354000	344000 to 354000	Low, Middle, High	20MHz	QPSK	1RB/ 0RB Offset
		344500 to 353500	344500 to 353500	Low, Middle, High	25MHz	QPSK	1RB/ 0RB Offset
		345000 to 353000	345000 to 353000	Low, Middle, High	30MHz	QPSK	1RB/ 0RB Offset
		345500 to 352500	345500 to 352500	Low, Middle, High	35MHz	QPSK	1RB/ 0RB Offset
		346000 to 352000	346000 to 352000	Low, Middle, High	40MHz	Pi/2BPSK, QPSK, 16QAM, 64QAM, 256QAM	1RB/ 0RB Offset

**Note:** 1. This device was tested under all bandwidths, RB configurations and modulations. The worst case was found in QPSK modulation.

2. The test data presented in the report from worst SA\_n66.

5G NR n77(Part27Q)/HPUE MODE(15K)

EUT CONFIGURE MODE	TEST ITEM	AVAILABLE CP-OFDM CHANNEL	AVAILABLE DFT-S-OFDM CHANNEL	TESTED CHANNEL	CHANNEL BANDWIDTH	MODULATION	MODE(DFT-S-OFDM) (INCLUDE CP-OFDM)
A	EIRP	630334 to 636332	630334 to 636332	Low, Middle, High	10MHz	QPSK	1RB/ 0RB Offset
		630500 to 636166	630500 to 636166	Low, Middle, High	15MHz	QPSK	1RB/ 0RB Offset
		630668 to 636000	630668 to 636000	Low, Middle, High	20MHz	QPSK	1RB/ 0RB Offset
		631334 to 635332	631334 to 635332	Low, Middle, High	40MHz	QPSK	1RB/ 0RB Offset
		631668 to 635000	631668 to 635000	Low, Middle, High	50MHz	Pi/2BPSK,QPSK,16QAM, 64QAM, 256QAM	1RB/ 0RB Offset
A	FREQUENCY STABILITY	630668 to 636000	630668 to 636000	Low, Middle, High	20MHz	QPSK	Outer_ Full
A	PEAK TO AVERAGE RATIO	630668 to 636000	630668 to 636000	Low, Middle, High	20MHz	QPSK	Outer_ Full
A	OCCUPIED BANDWIDTH	630334 to 636332	630334 to 636332	Low, Middle, High	10MHz	Pi/2BPSK,QPSK,16QAM, 64QAM, 256QAM	Outer_ Full
		630500 to 636166	630500 to 636166	Low, Middle, High	15MHz	Pi/2BPSK,QPSK,16QAM, 64QAM, 256QAM	Outer_ Full
		630668 to 636000	630668 to 636000	Low, Middle, High	20MHz	Pi/2BPSK,QPSK,16QAM, 64QAM, 256QAM	Outer_ Full
		631334 to 635332	631334 to 635332	Low, Middle, High	40MHz	Pi/2BPSK,QPSK,16QAM, 64QAM, 256QAM	Outer_ Full
		631668 to 635000	631668 to 635000	Low, Middle, High	50MHz	Pi/2BPSK,QPSK,16QAM, 64QAM, 256QAM	Outer_ Full
A	BAND EDGE	630334 to 636332	630334 to 636332	Low	10MHz	QPSK	1RB/ 0RB Offset
				High	10MHz	QPSK	Outer_ Full
		630668 to 636000	630668 to 636000	Low	20MHz	QPSK	1RB/ 0RB Offset
				High	20MHz	QPSK	Outer_ Full
		631668 to 635000	631668 to 635000	Low	50MHz	QPSK	1RB/ 0RB Offset
				High	50MHz	QPSK	Outer_ Full
631668 to 635000	631668 to 635000	Low	50MHz	QPSK	1RB/ 161RB Offset		
		High	50MHz	QPSK	Outer_ Full		
A	CONDUCTED EMISSION	630334 to 636332	630334 to 636332	Low, Middle, High	10MHz	QPSK	1RB/ 0RB Offset
		630668 to 636000	630668 to 636000	Low, Middle, High	20MHz	QPSK	1RB/ 0RB Offset



BUREAU  
VERITAS

Test Report No.: W7L-240618W001RF12

		631334 to 635332	631334 to 635332	Low, Middle, High	40MHz	QPSK	1RB/ 0RB Offset
		631668 to 635000	631668 to 635000	Low, Middle, High	50MHz	QPSK	1RB/ 0RB Offset
A	RADIATED EMISSION	630334 to 636332	630334 to 636332	Middle	10MHz	QPSK	1RB/ 0RB Offset
		630500 to 636166	630500 to 636166	Middle	15MHz	QPSK	1RB/ 0RB Offset
		630668 to 636000	630668 to 636000	Middle	20MHz	QPSK	1RB/ 0RB Offset
		631334 to 635332	631334 to 635332	Middle	40MHz	QPSK	1RB/ 0RB Offset
		631668 to 635000	631668 to 635000	Low, Middle, High	50MHz	QPSK	1RB/ 0RB Offset

**Note:** 1.This device was tested under all bandwidths, RB configurations and modulations. The worst case was found in QPSK modulation.

2. The EIRP calculate presented in the report from worst SA n77(Part27Q).



BUREAU  
VERITAS

Test Report No.: W7L-240618W001RF12

5G NR n77(Part27Q)/HPUE MODE(30K)

EUT CONFIGURE MODE	TEST ITEM	AVAILABLE CP-OFDM CHANNEL	AVAILABLE DFT-S-OFDM CHANNEL	TESTED CHANNEL	CHANNEL BANDWIDTH	MODULATION	MODE(DFT-S-OFDM) (INCLUDE CP-OFDM)
A	EIRP	630334 to 636332	630334 to 636332	Low, Middle, High	10MHz	QPSK	1RB/ 0RB Offset
		630500 to 636166	630500 to 636166	Low, Middle, High	15MHz	QPSK	1RB/ 0RB Offset
		630668 to 636000	630668 to 636000	Low, Middle, High	20MHz	QPSK	1RB/ 0RB Offset
		631334 to 635332	631334 to 635332	Low, Middle, High	40MHz	QPSK	1RB/ 0RB Offset
		631668 to 635000	631668 to 635000	Low, Middle, High	50MHz	QPSK	1RB/ 0RB Offset
		632000 to 634666	632000 to 634666	Low, Middle, High	60MHz	QPSK	1RB/ 0RB Offset
		632334 to 634332	632334 to 634332	Low, Middle, High	70MHz	QPSK	1RB/ 0RB Offset
		632668 to 634000	632668 to 634000	Low, Middle, High	80MHz	QPSK	1RB/ 0RB Offset
		633000 to 633666	633000 to 633666	Low, Middle, High	90MHz	QPSK	1RB/ 0RB Offset
		633334	633334	Middle	100MHz	Pi/2BPSK,QPSK,16QAM, 64QAM, 256QAM	1RB/ 0RB Offset
A	FREQUENCY STABILITY	633334	633334	Middle	100MHz	QPSK	Outer_ Full
A	PEAK TO AVERAGE RATIO	630668 to 636000	630668 to 636000	Low, Middle, High	20MHz	QPSK	Outer_ Full
A	OCCUPIED BANDWIDTH	630334 to 636332	630334 to 636332	Low, Middle, High	10MHz	Pi/2BPSK,QPSK,16QAM, 64QAM, 256QAM	Outer_ Full
		630500 to 636166	630500 to 636166	Low, Middle, High	15MHz	Pi/2BPSK,QPSK,16QAM, 64QAM, 256QAM	Outer_ Full
		630668 to 636000	630668 to 636000	Low, Middle, High	20MHz	Pi/2BPSK,QPSK,16QAM, 64QAM, 256QAM	Outer_ Full
		631334 to 635332	631334 to 635332	Low, Middle, High	40MHz	Pi/2BPSK,QPSK,16QAM, 64QAM, 256QAM	Outer_ Full
		631668 to 635000	631668 to 635000	Low, Middle, High	50MHz	Pi/2BPSK,QPSK,16QAM, 64QAM, 256QAM	Outer_ Full
		632000 to 634666	632000 to 634666	Low, Middle, High	60MHz	Pi/2BPSK,QPSK,16QAM, 64QAM, 256QAM	Outer_ Full
		632334 to 634332	632334 to 634332	Low, Middle, High	70MHz	Pi/2BPSK,QPSK,16QAM, 64QAM, 256QAM	Outer_ Full
		632668 to 634000	632668 to 634000	Low, Middle, High	80MHz	Pi/2BPSK,QPSK,16QAM, 64QAM, 256QAM	Outer_ Full
		633000 to 633666	633000 to 633666	Low, Middle, High	90MHz	Pi/2BPSK,QPSK,16QAM, 64QAM, 256QAM	Outer_ Full
		633334	633334	Middle	100MHz	Pi/2BPSK,QPSK,16QAM, 64QAM, 256QAM	Outer_ Full
A	BAND EDGE	630334 to 636332	630334 to 636332	Low	10MHz	QPSK	1RB/ 0RB Offset
							Outer_ Full
				High	10MHz	QPSK	1RB/ 50RB Offset
							Outer_ Full



**BUREAU  
VERITAS**

**Test Report No.: W7L-240618W001RF12**

		631668 to 635000	631668 to 635000	Low	50MHz	QPSK	1RB/ 0RB Offset
				High	50MHz	QPSK	Outer Full 1RB/ 161RB Offset
		632000 to 634666	632000 to 634666	Low	60MHz	QPSK	Outer Full 1RB/ 0RB Offset
				High	60MHz	QPSK	Outer Full 1RB/ 161RB Offset
		633334	633334	Mid	100MHz	QPSK	Outer Full 1RB/ 0RB Offset
							Outer Full 1RB/ 272RB Offset
A	CONDUCTED EMISSION	630334 to 636332	630334 to 636332	Low, Middle, High	10MHz	QPSK	1RB/ 0RB Offset
		631668 to 635000	631668 to 635000	Low, Middle, High	50MHz	QPSK	1RB/ 0RB Offset
		632000 to 634666	632000 to 634666	Low, Middle, High	60MHz	QPSK	1RB/ 0RB Offset
		633334	633334	Low, Middle, High	100MHz	QPSK	1RB/ 0RB Offset
A	RADIATED EMISSION	632000 to 634666	632000 to 634666	Middle	60MHz	QPSK	1RB/ 0RB Offset
		632334 to 634332	632334 to 634332	Middle	70MHz	QPSK	1RB/ 0RB Offset
		632668 to 634000	632668 to 634000	Middle	80MHz	QPSK	1RB/ 0RB Offset
		633000 to 633666	633000 to 633666	Middle	90MHz	QPSK	1RB/ 0RB Offset
		633334	633334	Middle	100MHz	QPSK	1RB/ 0RB Offset

**Note:** 1. This device was tested under all bandwidths, RB configurations and modulations. The worst case was found in QPSK modulation.

2. The EIRP calculate presented in the report from worst SA n77(Part27Q).

**5G NR n77(Part270)/HPUE MODE(15K)**

EUT CONFIGURE MODE	TEST ITEM	AVAILABLE CP-OFDM CHANNEL	AVAILABLE DFT-S-OFDM CHANNEL	TESTED CHANNEL	CHANNEL BANDWIDTH	MODULATION	MODE(DFT-S-OFDM) (INCLUDE CP-OFDM)		
A	EIRP	650000 to 665000	650000 to 665000	Low, Middle, High	10MHz	QPSK	1RB/ 0RB Offset		
		650000 to 664832	650000 to 664832	Low, Middle, High	15MHz	QPSK	1RB/ 0RB Offset		
		650000 to 664666	650000 to 664666	Low, Middle, High	20MHz	QPSK	1RB/ 0RB Offset		
		650000 to 664000	650000 to 664000	Low, Middle, High	40MHz	QPSK	1RB/ 0RB Offset		
		650000 to 663666	650000 to 663666	Low, Middle, High	50MHz	Pi/2BPSK,QPSK,16QAM, 64QAM, 256QAM	1RB/ 0RB Offset		
A	FREQUENCY STABILITY	650000 to 664666	650000 to 664666	Low, Middle, High	20MHz	QPSK	Outer_ Full		
A	PEAK TO AVERAGE RATIO	650000 to 664666	650000 to 664666	Low, Middle, High	20MHz	QPSK	Outer_ Full		
A	OCCUPIED BANDWIDTH	650000 to 665000	650000 to 665000	Middle	10MHz	Pi/2BPSK,QPSK,16QAM, 64QAM, 256QAM	Outer_ Full		
		650000 to 664832	650000 to 664832	Middle	15MHz	Pi/2BPSK,QPSK,16QAM, 64QAM, 256QAM	Outer_ Full		
		650000 to 664666	650000 to 664666	Middle	20MHz	Pi/2BPSK,QPSK,16QAM, 64QAM, 256QAM	Outer_ Full		
		650000 to 664000	650000 to 664000	Middle	40MHz	Pi/2BPSK,QPSK,16QAM, 64QAM, 256QAM	Outer_ Full		
		650000 to 663666	650000 to 663666	Middle	50MHz	Pi/2BPSK,QPSK,16QAM, 64QAM, 256QAM	Outer_ Full		
A	BAND EDGE	650000 to 665000	650000 to 665000	Low	10MHz	QPSK	1RB/ 0RB Offset Outer_ Full		
				High	10MHz	QPSK	1RB/ 50RB Offset Outer_ Full		
		650000 to 664666	650000 to 664666	Low	20MHz	QPSK	1RB/ 0RB Offset Outer_ Full		
				High	20MHz	QPSK	1RB/ 161RB Offset Outer_ Full		
		650000 to 663666	650000 to 663666	Low	50MHz	QPSK	1RB/ 0RB Offset Outer_ Full		
				High	50MHz	QPSK	1RB/ 272RB Offset Outer_ Full		
		A	CONDUCTED EMISSION	650000 to 665000	650000 to 665000	Low, Middle, High	10MHz	QPSK	1RB/ 0RB Offset
				650000 to 664666	650000 to 664666	Low, Middle, High	20MHz	QPSK	1RB/ 0RB Offset
650000 to 663666	650000 to 663666			Low, Middle, High	50MHz	QPSK	1RB/ 0RB Offset		
A	RADIATED EMISSION	650000 to 665000	650000 to 665000	Middle	10MHz	QPSK	1RB/ 0RB Offset		
		650000 to 664832	650000 to 664832	Middle	15MHz	QPSK	1RB/ 0RB Offset		



	650000 to 664666	650000 to 664666	Middle	20MHz	QPSK	1RB/ 0RB Offset
	650000 to 664000	650000 to 664000	Middle	40MHz	QPSK	1RB/ 0RB Offset
	650000 to 663666	650000 to 663666	Middle	50MHz	QPSK	1RB/ 0RB Offset

**Note:** 1.This device was tested under all bandwidths, RB configurations and modulations. The worst case was found in QPSK modulation.

2. The test data presented in the report from worst SA\_n77(Part 27O).

**5G NR n77(Part27O)/HPUE MODE(30K)**

EUT CONFIGURE MODE	TEST ITEM	AVAILABLE CP-OFDM CHANNEL	AVAILABLE DFT-S-OFDM CHANNEL	TESTED CHANNEL	CHANNEL BANDWIDTH	MODULATION	MODE(DFT-S-OFDM) (INCLUDE CP-OFDM)
A	EIRP	647000 to 665000	647000 to 665000	Low, Middle, High	10MHz	QPSK	1RB/ 0RB Offset
		647168 to 664832	647168 to 664832	Low, Middle, High	15MHz	QPSK	1RB/ 0RB Offset
		647334 to 664666	647334 to 664666	Low, Middle, High	20MHz	QPSK	1RB/ 0RB Offset
		648000 to 664000	648000 to 664000	Low, Middle, High	40MHz	QPSK	1RB/ 0RB Offset
		648334 to 663666	648334 to 663666	Low, Middle, High	50MHz	QPSK	1RB/ 0RB Offset
		648668 to 663332	648668 to 663332	Low, Middle, High	60MHz	QPSK	1RB/ 0RB Offset
		649000 to 663000	649000 to 663000	Low, Middle, High	70MHz	QPSK	632334 to 634332
		649334 to 662666	649334 to 662666	Low, Middle, High	80MHz	QPSK	1RB/ 0RB Offset
		649668 to 662332	649668 to 662332	Low, Middle, High	90MHz	QPSK	649668 to 662332
		650000 to 662000	650000 to 662000	Low, Middle, High	100MHz	Pi/2BPSK,QPSK,16QAM, 64QAM, 256QAM	1RB/ 0RB Offset
A	FREQUENCY STABILITY	650000 to 662000	650000 to 662000	Low, Middle, High	100MHz	QPSK	Outer_ Full
A	PEAK TO AVERAGE RATIO	647334 to 664666	647334 to 664666	Low, Middle, High	20MHz	QPSK	Outer_ Full
A	OCCUPIED BANDWIDTH	647000 to 665000	647000 to 665000	Middle	10MHz	Pi/2BPSK,QPSK,16QAM, 64QAM, 256QAM	Outer_ Full
		647168 to 664832	647168 to 664832	Middle	15MHz	Pi/2BPSK,QPSK,16QAM, 64QAM, 256QAM	Outer_ Full
		647334 to 664666	647334 to 664666	Middle	20MHz	Pi/2BPSK,QPSK,16QAM, 64QAM, 256QAM	Outer_ Full
		648000 to 664000	648000 to 664000	Middle	40MHz	Pi/2BPSK,QPSK,16QAM, 64QAM, 256QAM	Outer_ Full
		648334 to 663666	648334 to 663666	Middle	50MHz	Pi/2BPSK,QPSK,16QAM, 64QAM, 256QAM	Outer_ Full
		648668 to 663332	648668 to 663332	Middle	60MHz	Pi/2BPSK,QPSK,16QAM, 64QAM, 256QAM	Outer_ Full
		649000 to 663000	649000 to 663000	Middle	70MHz	Pi/2BPSK,QPSK,16QAM, 64QAM, 256QAM	Outer_ Full
		649334 to 662666	649334 to 662666	Middle	80MHz	Pi/2BPSK,QPSK,16QAM, 64QAM, 256QAM	Outer_ Full
		649668 to 662332	649668 to 662332	Middle	90MHz	Pi/2BPSK,QPSK,16QAM, 64QAM, 256QAM	Outer_ Full
		650000 to 662000	650000 to 662000	Middle	100MHz	Pi/2BPSK,QPSK,16QAM, 64QAM, 256QAM	Outer_ Full



**BUREAU  
VERITAS**

**Test Report No.: W7L-240618W001RF12**

A	BAND EDGE	647000 to 665000	647000 to 665000	Low	10MHz	QPSK	1RB/ 0RB Offset		
				High	10MHz	QPSK	Outer_ Full		
		648334 to 663666	648334 to 663666	Low	50MHz	QPSK	1RB/ 0RB Offset		
				High	50MHz	QPSK	Outer_ Full		
		648668 to 663332	648668 to 663332	Low	60MHz	QPSK	1RB/ 161RB Offset		
				High	60MHz	QPSK	Outer_ Full		
		650000 to 662000	650000 to 662000	Low	100MHz	QPSK	1RB/ 0RB Offset		
				High	100MHz	QPSK	Outer_ Full		
		A	CONDUCTED EMISSION	647000 to 665000	647000 to 665000	Low, Middle, High	10MHz	QPSK	1RB/ 0RB Offset
				648334 to 663666	648334 to 663666	Low, Middle, High	50MHz	QPSK	1RB/ 0RB Offset
				648668 to 663332	648668 to 663332	Low, Middle, High	60MHz	QPSK	1RB/ 0RB Offset
				650000 to 662000	650000 to 662000	Low, Middle, High	100MHz	QPSK	1RB/ 0RB Offset
A	RADIATED EMISSION	648668 to 663332	648668 to 663332	Middle	60MHz	QPSK	1RB/ 0RB Offset		
		649000 to 663000	649000 to 663000	Low, Middle, High	70MHz	QPSK	1RB/ 0RB Offset		
		649334 to 662666	649334 to 662666	Middle	80MHz	QPSK	1RB/ 0RB Offset		
		649668 to 662332	649668 to 662332	Middle	90MHz	QPSK	1RB/ 0RB Offset		
		650000 to 662000	650000 to 662000	Middle	100MHz	QPSK	1RB/ 0RB Offset		

**Note:** 1. This device was tested under all bandwidths, RB configurations and modulations. The worst case was found in QPSK modulation.

2. The test data presented in the report from worst SA\_n77(Part 270).



**5G NR Band n78(Part27Q)/HPUE (15K)**

EUT CONFIGUR E MODE	TEST ITEM	AVAILAB LE CP-OFDM CHANNE L	AVAILABLE DFT-S-OFD M CHANNEL	TESTED CHANNEL	CHANNEL BANDWIDTH	MODULATION	MODE(DFT-S- OFDM) (INCLUDE CP-OFDM)
A	EIRP	630334 to 636332	630334 to 636332	Low, Middle, High	10MHz	QPSK	1RB/ 0RB Offset
		630500 to 636166	630500 to 636166	Low, Middle, High	15MHz	QPSK	1RB/ 0RB Offset
		630668 to 636000	630668 to 636000	Low, Middle, High	20MHz	QPSK	1RB/ 0RB Offset
		631334 to 635332	631334 to 635332	Low, Middle, High	40MHz	QPSK	1RB/ 0RB Offset
		631668 to 635000	631668 to 635000	Low, Middle, High	50MHz	Pi/2BPSK,QPSK,16QAM, 64QAM, 256QAM	1RB/ 0RB Offset

**Note: 1.** This device was tested under all bandwidths, RB configurations and modulations. The worst case was found in QPSK modulation.

2. The test data presented in the report from worst SA\_n78(Part27Q).

3. SA n78(Part27Q) are covered by SA n77(Part27Q), Because it is a subset of SA n77(Part27Q) with the same output power and supported bandwidths, So the conducted test data and RSE test data please refer to SA n77(Part27Q).

**5G NR Band n78(Part27Q)/HPUE (30K)**

EUT CONFIGUR E MODE	TEST ITEM	AVAILAB LE CP-OFDM CHANNE L	AVAILABLE DFT-S-OFD M CHANNEL	TESTED CHANNEL	CHANNEL BANDWIDTH	MODULATION	MODE(DFT-S-OFDM) (INCLUDE CP-OFDM)
A	EIRP	630334 to 636332	630334 to 636332	Low, Middle, High	10MHz	QPSK	1RB/ 0RB Offset
		630500 to 636166	630500 to 636166	Low, Middle, High	15MHz	QPSK	1RB/ 0RB Offset
		630668 to 636000	630668 to 636000	Low, Middle, High	20MHz	QPSK	1RB/ 0RB Offset
		631334 to 635332	631334 to 635332	Low, Middle, High	40MHz	QPSK	1RB/ 0RB Offset
		631668 to 635000	631668 to 635000	Low, Middle, High	50MHz	QPSK	1RB/ 0RB Offset
		632000 to 634666	632000 to 634666	Low, Middle, High	60MHz	QPSK	1RB/ 0RB Offset
		632334 to 634332	632334 to 634332	Low, Middle, High	70MHz	QPSK	1RB/ 0RB Offset
		632668 to 634000	632668 to 634000	Low, Middle, High	80MHz	QPSK	1RB/ 0RB Offset
		633000 to 633666	633000 to 633666	Low, Middle, High	90MHz	QPSK	1RB/ 0RB Offset
		633334	633334	Middle,	100MHz	Pi/2BPSK,QPSK,16QAM, 64QAM, 256QAM	1RB/ 0RB Offset

**Note: 1.** This device was tested under all bandwidths, RB configurations and modulations. The worst case was found in QPSK modulation.

2. The test data presented in the report from worst SA\_n78(Part27Q).

3. SA n78(Part27Q) are covered by SA n77(Part27Q), Because it is a subset of SA n77(Part27Q) with the same output power and supported bandwidths, So the conducted test data and RSE test data please refer to SA n77(Part27Q).



Test Report No.: W7L-240618W001RF12

**TEST CONDITION:**

TEST ITEM	ENVIRONMENTAL CONDITIONS	INPUT POWER	TESTED BY
ERP	23deg. C, 70%RH	DC 5/5~11V By Adapter	Jace Hu
FREQUENCY STABILITY	23deg. C, 70%RH	DC 3.7/3.91/4.3 By DC Source	James Fu
OCCUPIED BANDWIDTH	23deg. C, 70%RH	DC 5/5~11V By Adapter	James Fu
BAND EDGE	23deg. C, 70%RH	DC 5/5~11V By Adapter	James Fu
CONDUCTED EMISSION	23deg. C, 70%RH	DC 5/5~11V By Adapter	James Fu
RADIATED EMISSION	23deg. C, 70%RH	DC 5/5~11V By Adapter	Jace Hu
PEAK TO AVERAGE RATIO	23deg. C, 70%RH	DC 5/5~11V By Adapter	James Fu



Test Report No.: W7L-240618W001RF12

## 2.5 GENERAL DESCRIPTION OF APPLIED STANDARDS

The EUT is a RF product. According to the specifications of the manufacturer, it must comply with the requirements of the following standards:

**FCC 47 CFR Part 2**

**FCC 47 CFR Part 22/24/27/90**

**KDB 971168 D01 Power Meas License Digital Systems v03r01**

**ANSI/TIA/EIA-603-D**

**ANSI/TIA/EIA-603-E**

**ANSI C63.26-2015**

**NOTE:** All test items have been performed and recorded as per the above standards.



### 3 TEST TYPES AND RESULTS

#### 3.1 OUTPUT POWER MEASUREMENT

##### 3.1.1 LIMITS OF OUTPUT POWER MEASUREMENT

Mobile / Portable station are limited to 7 watts e.r.p. (n5)

Mobile and portable stations are limited to 2 watts EIRP. (n2/n25)

The radiated peak output power shall be according to the specific rule Part 27.50(h)(2) that “User stations are limited to 2 watts” and 27.50(i) specific that “Peak transmit power must be measure over any interval of continuous transmission using instrumentation calibration in terms of rms-equivalent voltage.(n7/n38/n41)”

Fixed, mobile, and portable (hand-held) stations operating in the 1710-1755 MHz band and mobile and portable stations operating in the 1695-1710 MHz and 1755-1780 MHz bands are limited to 1 watt EIRP(n66)

According to the specific rule Part 27.50(b)(10) and 27.50(c)(10) Fixed, mobile, and Portable stations (hand-held devices) transmitting in the 698-746 MHz, 746-757 MHz, 776-788 MHz, and 805-806 MHz bands are limited to 3 watts ERP(n12/n71)

According to the specific rule Part 27.50(j)(4) and Part 27.50(k)(3) ,Mobile and portable stations are limited to 1 Watt EIRP. Mobile and portable stations operating in these bands must employ a means for limiting power to the minimum necessary for successful communications.(n77/n78)

Per FCC Part 90.635(a)(b)

The maximum output power of the transmitter for mobile stations is 100 watts (20 dBw).

### 3.1.2 TEST PROCEDURES

#### **EIRP / ERP MEASUREMENT:**

Per KDB 971168 D01 Power Meas License Digital Systems v03r01 or subclause 5.2.5.5 of ANSI C63.26-2015, the relevant equation for determining the ERP or EIRP from the conducted RF output power measured using the guidance provided above is:

$$\text{ERP or EIRP} = P_{\text{Meas}} + G_T - L_C$$

Where:

ERP or EIRP = effective radiated power or equivalent isotropically radiated power, respectively  
(expressed in the same units as  $P_{\text{Meas}}$ , typically dBW or dBm);

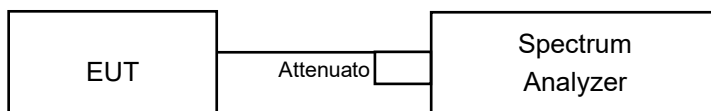
$P_{\text{Meas}}$  = measured transmitter output power or PSD, in dBm or dBW;

$G_T$  = gain of the transmitting antenna, in dBd (ERP) or dBi (EIRP);

$L_C$  = signal attenuation in the connecting cable between the transmitter and antenna, in dB.

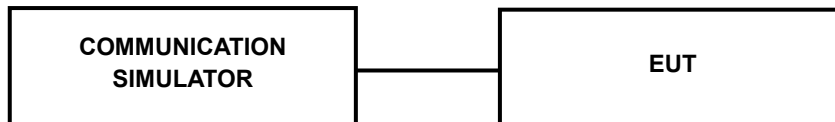
#### **CONDUCTED POWER MEASUREMENT:**

- The EUT was set up for the maximum power with LTE link data modulation and link up with simulator.
- Set the EUT to transmit under low, middle and high channel and record the power level shown on simulator.



### 3.1.3 TEST SETUP

#### CONDUCTED POWER MEASUREMENT:



1. Connect the DUT transmitter output to the spectrum analyzer via coaxial cable while ensuring proper impedance matching.
2. Tune the analyzer to the nominal center frequency of the emission bandwidth (EBW).
3. Set the span to twice the nominal EBW (span = 2 x EBW).
4. Set the resolution bandwidth (RBW) to approximately 1% of EBW.
5. Set the video bandwidth (VBW) to  $\geq 3 \times \text{RBW}$
6. Select the average power (RMS) display detector.
7. Set the number of measurement points to  $\geq 1001$ .
8. Use auto-coupled sweep time.
9. Perform measurement over an interval of time when the transmission is continuous and at its maximum power level.
10. Utilize trace averaging over 100 traces in the power averaging mode.
11. Use the Band/Channel Power function to determine the integrated power over the full EBW.
12. Record the band power level.
13. Adjust the recorded level by applying appropriate correction factors for the measurement set-up.
14. Determine the EIRP by adding the effective antenna gain to the adjusted power level.

For the actual test configuration, please refer to the attached file (Test Setup Photo).

### 3.1.4 TEST RESULTS

#### CONDUCTED OUTPUT POWER (dBm)

#### 5G SA

#### ANT 4(UP):

n2 (SCS 30 kHz) (Ant4)						
BW	MCS Index	RB Size	RB Offset	Low	Mid	High
		Channel		372000	376000	380000
		Frequency (MHz)		1860	1880	1900
20M	DFT-s-OFDM Pi/2 BPSK	1	1	23.07	23.16	23.08
		1	26	23.20	23.13	23.07
		1	49	23.10	23.06	23.06
		25	0	22.75	22.83	22.73
		25	13	23.82	23.76	23.74
		25	26	22.83	22.75	22.73
		50	0	22.84	22.86	22.77
	DFT-s-OFDM QPSK	1	1	23.22	23.26	23.15
		1	26	23.32	23.17	23.14
		1	49	23.21	23.10	23.18
		25	0	22.84	22.86	22.88
		25	13	<b>23.86</b>	23.85	23.83
		25	26	22.94	22.89	22.83
	50	0	22.89	22.91	22.78	
	DFT-s-OFDM 16QAM	25	13	22.95	22.84	22.89
	DFT-s-OFDM 64QAM	25	13	21.43	21.39	21.31
	DFT-s-OFDM 256QAM	25	13	19.60	19.50	19.54
BW	MCS Index	Channel		371500	376000	380500
		Frequency (MHz)		1857.5	1880	1902.5
15M	DFT-s-OFDM QPSK	18	9	23.79	23.78	23.72
BW	MCS Index	Channel		371000	376000	381000
		Frequency (MHz)		1855	1880	1905
10M	DFT-s-OFDM QPSK	12	6	23.74	23.71	23.75



n7 (SCS 30 kHz) _Ant 4						
BW	MCS Index	RB Size	RB Offset	Low	Mid	High
		Channel		505000	507000	509000
		Frequency (MHz)		2525	2535	2545
50M	DFT-s-OFDM Pi/2 BPSK	1	1	23.27	23.13	23.06
		1	67	23.23	23.11	23.21
		1	131	23.03	23.09	23.21
		64	0	22.84	22.83	22.81
		64	35	23.87	23.96	23.93
		64	69	22.82	22.78	22.65
		128	0	22.76	22.89	22.74
	DFT-s-OFDM QPSK	1	1	23.28	23.16	23.14
		1	67	23.38	23.17	23.31
		1	131	23.13	23.18	23.22
		64	0	22.94	22.95	22.89
		64	35	<b>24.00</b>	23.98	23.99
		64	69	22.91	22.86	22.71
	DFT-s-OFDM 16QAM	64	35	23.05	23.03	23.06
		DFT-s-OFDM 64QAM	64	35	21.51	21.50
DFT-s-OFDM 256QAM			64	35	19.63	19.61
BW	MCS Index	Channel		503500	507000	510500
		Frequency (MHz)		2517.5	2535	2552.5
40M	DFT-s-OFDM QPSK	50	25	23.93	23.82	23.88
BW	MCS Index	Channel		503000	507000	511000
		Frequency (MHz)		2515	2535	2555
30M	DFT-s-OFDM QPSK	36	18	23.81	23.84	23.79
BW	MCS Index	Channel		502500	507000	511500
		Frequency (MHz)		2512.5	2535	2557.5
25M	DFT-s-OFDM QPSK	32	16	23.95	23.84	23.89



Test Report No.: W7L-240618W001RF12

BW	MCS Index	Channel		502000	507000	512000
		Frequency (MHz)		2510	2535	2560
20M	DFT-s-OFDM QPSK	25	12	23.93	23.88	23.82
BW	MCS Index	Channel		501500	507000	512500
		Frequency (MHz)		2507.5	2535	2562.5
15M	DFT-s-OFDM QPSK	18	9	23.92	23.85	23.85
BW	MCS Index	Channel		501000	507000	513000
		Frequency (MHz)		2505	2535	2565
10M	DFT-s-OFDM QPSK	12	6	23.80	23.86	23.87

n66 (SCS 30 kHz) (Ant4)						
BW	MCS Index	RB Size	RB Offset	Low	Mid	High
		Channel		346000	349000	352000
		Frequency (MHz)		1730	1745	1760
40M	DFT-s-OFDM Pi/2 BPSK	1	1	23.18	23.09	23.04
		1	50	23.40	23.29	23.36
		1	104	23.13	23.11	23.12
		50	0	22.86	22.88	22.87
		50	28	24.01	23.90	23.92
		50	56	22.74	22.88	22.63
		100	0	22.86	22.87	22.78
	DFT-s-OFDM QPSK	1	1	23.29	23.15	23.11
		1	50	23.44	23.38	23.40
		1	104	23.18	23.21	23.17
		50	0	22.92	22.96	22.95
		50	28	<b>24.06</b>	24.03	24.02
		50	56	22.82	22.97	22.73
		100	0	22.89	22.98	22.91
	DFT-s-OFDM 16QAM	50	28	23.04	23.07	23.05
	DFT-s-OFDM 64QAM	50	28	21.64	21.65	21.72
	DFT-s-OFDM 256QAM	50	28	19.64	19.69	19.66



**BUREAU  
VERITAS**

Test Report No.: W7L-240618W001RF12

BW	MCS Index	Channel		345500	349000	352500
		Frequency (MHz)		1727.5	1745	1762.5
35M	DFT-s-OFDM QPSK	45	22	23.81	23.88	23.87
BW	MCS Index	Channel		345000	349000	353000
		Frequency (MHz)		1725	1745	1765
30M	DFT-s-OFDM QPSK	36	18	23.95	24.02	23.94
BW	MCS Index	Channel		344500	349000	353500
		Frequency (MHz)		1722.5	1745	1767.5
25M	DFT-s-OFDM QPSK	32	16	23.78	23.86	23.58
BW	MCS Index	Channel		344000	349000	354000
		Frequency (MHz)		1720	1745	1770
20M	DFT-s-OFDM QPSK	25	12	23.71	23.96	23.59
BW	MCS Index	Channel		343500	349000	354500
		Frequency (MHz)		1717.5	1745	1772.5
15M	DFT-s-OFDM QPSK	18	9	23.92	23.98	23.90
BW	MCS Index	Channel		343000	349000	355000
		Frequency (MHz)		1715	1745	1775
10M	DFT-s-OFDM QPSK	12	6	23.79	23.82	23.80



Test Report No.: W7L-240618W001RF12

n38 (SCS 15 kHz) (Ant4)						
BW	MCS Index	RB Size	RB Offset	Low	Mid	High
		Channel		518000	519000	520000
		Frequency (MHz)		2590	2595	2600
40M	DFT-s-OFDM Pi/2 BPSK	1	1	22.87	22.80	22.85
		1	105	23.21	23.33	23.23
		1	214	22.60	22.81	22.64
		108	0	22.16	22.17	22.32
		108	54	23.25	23.28	23.35
		108	108	22.22	22.24	22.23
	DFT-s-OFDM QPSK	216	0	22.34	22.16	22.19
		1	1	22.92	22.87	22.88
		1	105	23.26	23.35	23.36
		1	214	22.70	22.85	22.77
		108	0	22.31	22.28	22.33
		108	54	23.36	23.34	<b>23.38</b>
	DFT-s-OFDM 16QAM	108	108	22.32	22.33	22.34
		216	0	22.40	22.25	22.32
	DFT-s-OFDM 64QAM	108	54	22.45	22.42	22.45
		108	54	21.65	21.63	21.69
		108	54	19.62	19.57	19.60
	DFT-s-OFDM 256QAM	108	54	19.62	19.57	19.60
108		54	19.62	19.57	19.60	
BW	MCS Index	Channel		517000	519000	521000
		Frequency (MHz)		2585	2595	2605
30M	DFT-s-OFDM QPSK	80	40	23.24	23.30	23.28
BW	MCS Index	Channel		516500	519000	521500
		Frequency (MHz)		2582.5	2595	2607.5
25M	DFT-s-OFDM QPSK	64	32	23.19	23.24	23.30
BW	MCS Index	Channel		516000	519000	522000
		Frequency (MHz)		2580	2595	2610
20M	DFT-s-OFDM QPSK	50	25	23.32	23.24	23.36



Test Report No.: W7L-240618W001RF12

BW	MCS Index	Channel		515500	519000	522500
		Frequency (MHz)		2577.5	2595	2612.5
15M	DFT-s-OFDM QPSK	36	18	23.28	23.22	23.34
BW	MCS Index	Channel		515000	519000	523000
		Frequency (MHz)		2575	2595	2615
10M	DFT-s-OFDM QPSK	25	12	23.25	23.22	23.31
BW	MCS Index	Channel		514500	518500	523500
		Frequency (MHz)		2572.5	2592.5	2617.5
5M	DFT-s-OFDM QPSK	12	6	23.18	23.28	23.29

n41 (SCS 15 kHz) (Ant4)						
BW	MCS Index	RB Size	RB Offset	Low	Mid	High
		Channel		504201	518601	532998
		Frequency (MHz)		2521.005	2593.005	2664.99
50M	DFT-s-OFDM Pi/2 BPSK	1	1	23.49	23.44	23.55
		1	135	23.75	23.63	23.71
		1	268	23.59	23.52	23.59
		135	0	22.81	22.73	22.68
		135	68	23.76	23.77	23.74
		135	135	22.70	22.67	22.67
		270	0	22.84	22.84	22.71
	DFT-s-OFDM QPSK	1	1	23.61	23.56	23.63
		1	135	23.85	23.74	23.81
		1	268	23.64	23.54	23.62
		135	0	22.86	22.75	22.78
		135	68	<b>23.91</b>	23.86	23.89
		135	135	22.79	22.77	22.78
		270	0	22.86	22.87	22.84
	DFT-s-OFDM 16QAM	135	68	22.94	22.89	22.93
	DFT-s-OFDM 64QAM	135	68	21.74	21.70	21.67
	DFT-s-OFDM 256QAM	135	68	19.81	19.77	19.70



**BUREAU  
VERITAS**

**Test Report No.: W7L-240618W001RF12**

BW	MCS Index	Channel		503202	518601	534000
		Frequency (MHz)		2516.01	2593.005	2670
40M	DFT-s-OFDM QPSK	108	54	23.76	23.68	23.66
BW	MCS Index	Channel		502200	518601	534999
		Frequency (MHz)		2511	2593.005	2674.995
30M	DFT-s-OFDM QPSK	80	40	23.88	23.83	23.78
BW	MCS Index	Channel		501201	518601	535998
		Frequency (MHz)		2506.005	2593.005	2679.99
20M	DFT-s-OFDM QPSK	50	25	23.77	23.85	23.74
BW	MCS Index	Channel		500700	518601	536499
		Frequency (MHz)		2503.5	2593.005	2682.495
15M	DFT-s-OFDM QPSK	36	18	23.74	23.69	23.67
BW	MCS Index	Channel		500202	518601	537000
		Frequency (MHz)		2501.01	2593.005	2685
10M	DFT-s-OFDM QPSK	25	12	23.80	23.82	23.80

n2 (SCS 15 kHz) (Ant4)						
BW	MCS Index	RB Size	RB Offset	Low	Mid	High
		Channel		372000	376000	380000
		Frequency (MHz)		1860	1880	1900
20M	DFT-s-OFDM Pi/2 BPSK	1	1	22.91	23.31	22.90
		1	53	23.05	23.47	22.82
		1	104	22.94	23.28	22.81
		50	0	22.63	22.61	22.77
		50	28	23.77	23.75	23.71
		50	56	22.68	22.76	22.59
		100	0	22.63	22.62	22.78
	DFT-s-OFDM QPSK	1	1	23.03	23.42	22.91
		1	53	23.12	23.54	22.95
		1	104	23.04	23.42	22.83
		50	0	22.72	22.75	22.79
		50	28	23.81	<b>23.84</b>	23.73
		50	56	22.76	22.86	22.66
		100	0	22.71	22.79	22.77
	DFT-s-OFDM 16QAM	50	28	22.79	22.72	22.74
DFT-s-OFDM 64QAM	50	28	21.42	21.33	21.39	
DFT-s-OFDM 256QAM	50	28	19.50	19.41	19.47	
BW	MCS Index	Channel		371500	376000	380500
		Frequency (MHz)		1857.5	1880	1902.5
15M	DFT-s-OFDM QPSK	36	22	23.78	23.74	23.65
BW	MCS Index	Channel		371000	376000	381000
		Frequency (MHz)		1855	1880	1905
10M	DFT-s-OFDM QPSK	25	14	23.67	23.71	23.62
BW	MCS Index	Channel		370500	376000	381500
		Frequency (MHz)		1852.5	1880	1907.5
5M	DFT-s-OFDM QPSK	12	7	23.58	23.76	23.63

n5 (SCS 15 kHz)_Ant 4						
BW	MCS Index	RB Size	RB Offset	Low	Mid	High
		Channel		166800	167300	167800
		Frequency (MHz)		834	836.5	839
20M	DFT-s-OFDM Pi/2 BPSK	1	1	24.24	24.52	24.10
		1	53	24.58	24.54	24.34
		1	104	24.31	24.36	24.05
		50	0	23.28	23.38	23.50
		50	28	24.52	24.53	24.51
		50	56	23.21	23.48	23.44
		100	0	23.33	23.37	23.45
	DFT-s-OFDM QPSK	1	1	24.26	24.33	24.15
		1	53	24.49	24.56	24.37
		1	104	24.38	24.49	24.15
		50	0	23.39	23.42	23.52
		50	28	24.53	<b>24.64</b>	24.59
		50	56	23.35	23.52	23.56
	DFT-s-OFDM 16QAM	50	28	23.58	23.60	23.58
		DFT-s-OFDM 64QAM	50	28	22.03	22.05
DFT-s-OFDM 256QAM			50	28	20.00	20.09
BW	MCS Index	Channel		166300	167300	168300
		Frequency (MHz)		831.5	836.5	841.5
15M	DFT-s-OFDM QPSK	36	22	24.49	24.55	24.44
BW	MCS Index	Channel		165800	167300	168800
		Frequency (MHz)		829	836.5	844
10M	DFT-s-OFDM QPSK	25	14	24.40	24.39	24.49
BW	MCS Index	Channel		165300	167300	169300
		Frequency (MHz)		826.5	836.5	846.5
5M	DFT-s-OFDM QPSK	12	7	24.58	24.52	24.37



n7 (SCS 15 kHz) _Ant 4						
BW	MCS Index	RB Size	RB Offset	Low	Mid	High
		Channel		505000	507000	509000
		Frequency (MHz)		2525	2535	2545
50M	DFT-s-OFDM Pi/2 BPSK	1	1	23.37	23.22	23.26
		1	135	23.42	23.50	23.44
		1	268	23.18	23.24	23.26
		135	0	22.92	22.92	22.79
		135	68	23.98	23.92	23.95
		135	135	23.02	22.84	22.75
		270	0	22.88	22.83	22.78
	DFT-s-OFDM QPSK	1	1	23.49	23.36	23.33
		1	135	23.57	23.52	23.45
		1	268	23.29	23.26	23.30
		135	0	22.97	23.00	22.94
		135	68	<b>24.04</b>	24.03	23.99
		135	135	23.03	22.99	22.84
		270	0	23.02	22.91	22.85
	DFT-s-OFDM 16QAM	135	68	23.07	23.03	23.03
DFT-s-OFDM 64QAM	135	68	21.60	21.61	21.57	
DFT-s-OFDM 256QAM	135	68	19.68	19.54	19.59	
BW	MCS Index	Channel		503500	507000	510500
		Frequency (MHz)		2517.5	2535	2552.5
40M	DFT-s-OFDM QPSK	108	54	23.99	24.01	23.94
BW	MCS Index	Channel		503000	507000	511000
		Frequency (MHz)		2515	2535	2555
30M	DFT-s-OFDM QPSK	80	40	23.95	23.94	23.92
BW	MCS Index	Channel		502500	507000	511500
		Frequency (MHz)		2512.5	2535	2557.5
25M	DFT-s-OFDM QPSK	64	35	24.02	23.79	23.91

BW	MCS Index	Channel		502000	507000	512000
		Frequency (MHz)		2510	2535	2560
20M	DFT-s-OFDM QPSK	50	28	24.00	23.86	23.91
BW	MCS Index	Channel		501500	507000	512500
		Frequency (MHz)		2507.5	2535	2562.5
15M	DFT-s-OFDM QPSK	36	22	23.89	23.95	23.68
BW	MCS Index	Channel		501000	507000	513000
		Frequency (MHz)		2505	2535	2565
10M	DFT-s-OFDM QPSK	25	14	23.92	23.75	23.84
BW	MCS Index	Channel		500500	507000	513500
		Frequency (MHz)		2502.5	2535	2567.5
5M	DFT-s-OFDM QPSK	12	7	23.82	23.88	23.91

n12 (SCS 15 kHz) (Ant4)						
BW	MCS Index	RB Size	RB Offset	Low	Mid	High
		Channel		141300	141500	141700
		Frequency (MHz)		706.5	707.5	708.5
15M	DFT-s-OFDM Pi/2 BPSK	1	1	23.63	23.57	23.74
		1	38	23.68	23.53	23.73
		1	77	23.52	23.55	23.64
		36	0	22.52	22.84	22.72
		36	22	23.77	23.84	23.81
		36	43	22.72	22.69	22.68
		75	0	22.94	22.91	22.93
	DFT-s-OFDM QPSK	1	1	23.73	23.64	23.66
		1	38	23.71	23.80	23.72
		1	77	23.63	23.59	23.48
		36	0	22.76	22.78	22.79
		36	22	23.78	<b>23.92</b>	23.88
		36	43	22.90	22.71	22.79
		75	0	22.74	22.77	22.69
	DFT-s-OFDM 16QAM	1	1	22.85	22.84	22.74
	DFT-s-OFDM 64QAM	1	1	21.66	21.66	21.53



**BUREAU  
VERITAS**

**Test Report No.: W7L-240618W001RF12**

	DFT-s-OFDM 256QAM	1	1	19.62	19.54	19.54
<b>BW</b>	<b>MCS Index</b>	<b>Channel</b>		<b>140800</b>	<b>141500</b>	<b>142200</b>
		<b>Frequency (MHz)</b>		<b>704</b>	<b>707.5</b>	<b>711</b>
10M	DFT-s-OFDM QPSK	25	14	23.69	23.78	23.70
<b>BW</b>	<b>MCS Index</b>	<b>Channel</b>		<b>140300</b>	<b>141500</b>	<b>142700</b>
		<b>Frequency (MHz)</b>		<b>701.5</b>	<b>707.5</b>	<b>713.5</b>
5M	DFT-s-OFDM QPSK	12	7	23.65	23.77	23.86

n26 (SCS 15 kHz) (Ant4)_Q							
<b>BW</b>	<b>MCS Index</b>	<b>RB Size</b>	<b>RB Offset</b>	<b>Low</b>	<b>Mid</b>	<b>High</b>	
		<b>Channel</b>			<b>163800</b>		
		<b>Frequency (MHz)</b>			<b>819</b>		
10M	DFT-s-OFDM Pi/2 BPSK	1	1		23.93		
		1	25		23.84		
		1	50		23.86		
		25	0		22.82		
		25	14		23.95		
		25	27		22.83		
		50	0		23.15		
	DFT-s-OFDM QPSK	1	1		23.79		
		1	25		24.01		
		1	50		23.88		
		25	0		22.94		
		25	14		<b>24.11</b>		
		25	27		22.86		
		50	0		22.97		
	DFT-s-OFDM 16QAM	1	1		22.96		
		1	1		21.72		
		1	1		19.59		
	<b>BW</b>	<b>MCS Index</b>	<b>Channel</b>		<b>163300</b>	<b>163800</b>	<b>164300</b>
			<b>Frequency (MHz)</b>		<b>816.5</b>	<b>819</b>	<b>821.5</b>
	5M	DFT-s-OFDM QPSK	1	1	23.94	23.75	23.89

n26 (SCS 15 kHz) (Ant4)_H						
BW	MCS Index	RB Size	RB Offset	Low	Mid	High
		Channel		166800	167300	167800
		Frequency (MHz)		834	836.5	839
20M	DFT-s-OFDM Pi/2 BPSK	1	1	23.64	23.88	23.84
		1	53	23.67	23.86	23.94
		1	104	23.44	23.83	23.70
		50	0	22.71	22.80	22.84
		50	28	23.99	23.98	24.07
		50	56	22.82	22.94	22.98
	DFT-s-OFDM QPSK	100	0	22.92	23.04	22.86
		1	1	23.75	23.79	23.86
		1	53	23.74	23.99	23.98
		1	104	23.64	23.90	23.84
		50	0	22.81	22.88	22.96
		50	28	23.99	<b>24.18</b>	24.09
	DFT-s-OFDM 16QAM	50	56	23.01	22.84	23.07
		100	0	22.82	22.93	22.99
		1	1	23.00	23.08	23.08
		1	1	21.50	21.58	21.56
DFT-s-OFDM 256QAM	1	1	19.54	19.55	19.58	
BW	MCS Index	Channel		166300	167300	168300
		Frequency (MHz)		831.5	836.5	841.5
15M	DFT-s-OFDM QPSK	1	1	23.93	23.67	23.89
BW	MCS Index	Channel		165800	167300	168800
		Frequency (MHz)		829	836.5	844
10M	DFT-s-OFDM QPSK	1	1	23.76	23.91	24.04
BW	MCS Index	Channel		165300	167300	169300
		Frequency (MHz)		826.5	836.5	846.5
5M	DFT-s-OFDM QPSK	1	1	23.87	23.93	23.92

n38 (SCS 30 kHz)_Ant4						
BW	MCS Index	RB Size	RB Offset	Low	Mid	High
		Channel		518000	519000	520000
		Frequency (MHz)		2590	2595	2600
40M	DFT-s-OFDM Pi/2 BPSK	1	1	22.98	23.11	22.97
		1	53	23.57	23.36	23.45
		1	104	22.78	22.86	22.74
		50	0	22.37	22.46	22.33
		50	28	23.49	23.54	23.51
		50	56	22.37	22.38	22.36
		100	0	22.48	22.29	22.45
	DFT-s-OFDM QPSK	1	1	23.03	23.04	23.00
		1	53	23.52	23.51	23.54
		1	104	22.93	22.88	22.88
		50	0	22.45	22.43	22.45
		50	28	23.51	23.55	<b>23.59</b>
		50	56	22.41	22.39	22.44
	DFT-s-OFDM 16QAM	50	28	22.70	22.52	22.74
		DFT-s-OFDM 64QAM	50	28	21.62	21.67
DFT-s-OFDM 256QAM			50	28	19.61	19.78
30M	DFT-s-OFDM QPSK	36	21	23.36	23.29	23.41
BW	MCS Index	Channel		516500	519000	521500
		Frequency (MHz)		2582.5	2595	2607.5
25M	DFT-s-OFDM QPSK	32	17	23.27	23.46	23.44
BW	MCS Index	Channel		516000	519000	522000
		Frequency (MHz)		2580	2595	2610
20M	DFT-s-OFDM QPSK	25	13	23.43	23.32	23.45



Test Report No.: W7L-240618W001RF12

BW	MCS Index	Channel		515500	519000	522500
		Frequency (MHz)		2577.5	2595	2612.5
15M	DFT-s-OFDM QPSK	18	10	23.46	23.43	23.28
BW	MCS Index	Channel		515000	519000	523000
		Frequency (MHz)		2575	2595	2615
10M	DFT-s-OFDM QPSK	12	6	23.46	23.44	23.47

n41 (SCS 30 kHz)_Ant4							
BW	MCS Index	RB Size	RB Offset	Low	Mid	High	
		Channel		509202	518598	528000	
		Frequency (MHz)		2546.01	2592.99	2640	
100M	DFT-s-OFDM Pi/2 BPSK	1	1	23.17	23.08	22.93	
		1	137	23.95	23.90	23.92	
		1	271	22.89	23.16	23.05	
		135	0	22.54	22.78	22.55	
		135	69	24.05	23.91	23.88	
		135	138	22.63	22.87	22.74	
		270	0	22.61	22.84	22.57	
	DFT-s-OFDM QPSK	1	1	23.11	23.12	22.96	
		1	137	23.84	24.04	23.85	
		1	271	22.96	23.24	23.07	
		135	0	22.69	22.84	22.66	
		135	69	23.85	<b>24.06</b>	23.94	
		135	138	22.66	22.92	22.76	
		270	0	22.70	22.87	22.71	
	DFT-s-OFDM 16QAM	135	69	22.93	22.94	22.98	
	DFT-s-OFDM 64QAM	135	69	21.63	21.71	21.57	
	DFT-s-OFDM 256QAM	135	69	19.71	19.62	19.55	
	BW	MCS Index	Channel		508200	518598	528996
			Frequency (MHz)		2541	2592.99	2644.98
	90M	DFT-s-OFDM QPSK	120	63	23.77	23.88	23.87



**BUREAU  
VERITAS**

Test Report No.: W7L-240618W001RF12

BW	MCS Index	Channel		507204	518598	529998
		Frequency (MHz)		2536.02	2592.99	2649.99
80M	DFT-s-OFDM QPSK	108	55	23.84	23.91	23.67
BW	MCS Index	Channel		506202	518598	531000
		Frequency (MHz)		2531.01	2592.99	2655
70M	DFT-s-OFDM QPSK	90	50	23.80	23.95	23.72
BW	MCS Index	Channel		505200	518598	531996
		Frequency (MHz)		2526	2592.99	2659.98
60M	DFT-s-OFDM QPSK	81	41	23.69	23.97	23.86
BW	MCS Index	Channel		504204	518598	532998
		Frequency (MHz)		2521.02	2592.99	2664.99
50M	DFT-s-OFDM QPSK	64	35	23.71	23.99	23.87
BW	MCS Index	Channel		503202	518598	534000
		Frequency (MHz)		2516.01	2592.99	2670
40M	DFT-s-OFDM QPSK	50	28	23.82	23.93	23.88
BW	MCS Index	Channel		502200	518598	534996
		Frequency (MHz)		2511	2592.99	2674.98
30M	DFT-s-OFDM QPSK	36	21	23.96	24.02	23.82
BW	MCS Index	Channel		501204	518598	535998
		Frequency (MHz)		2506.02	2592.99	2679.99
20M	DFT-s-OFDM QPSK	25	13	23.83	23.93	23.87
BW	MCS Index	Channel		500700	518598	536496
		Frequency (MHz)		2503.5	2592.99	2682.48
15M	DFT-s-OFDM QPSK	18	10	23.76	23.96	23.84
BW	MCS Index	Channel		500202	518598	537000
		Frequency (MHz)		2501.01	2592.99	2685
10M	DFT-s-OFDM QPSK	12	6	23.73	24.04	23.89



Test Report No.: W7L-240618W001RF12

n66 (SCS 15 kHz) (Ant4)							
BW	MCS Index	RB Size	RB Offset	Low	Mid	High	
		Channel		346000	349000	352000	
		Frequency (MHz)		1730	1745	1760	
40M	DFT-s-OFDM Pi/2 BPSK	1	1	23.25	23.39	23.12	
		1	107	23.73	23.92	23.77	
		1	214	23.18	23.02	23.16	
		108	0	22.83	22.86	22.84	
		108	54	23.99	24.09	23.87	
		108	108	22.66	22.56	22.67	
		216	0	22.70	22.80	22.62	
	DFT-s-OFDM QPSK	1	1	23.40	23.33	23.21	
		1	107	23.82	23.94	23.80	
		1	214	23.26	23.17	23.20	
		108	0	22.85	22.98	22.89	
		108	54	24.04	<b>24.18</b>	23.94	
		108	108	22.80	23.01	22.71	
	DFT-s-OFDM 16QAM	108	54	22.77	22.84	22.67	
		DFT-s-OFDM 64QAM	108	54	21.62	21.74	21.59
DFT-s-OFDM 256QAM			108	54	19.87	19.90	19.91
			108	54	19.87	19.90	19.91
35M	DFT-s-OFDM QPSK	90	49	23.99	24.09	23.87	
BW	MCS Index	Channel		345000	349000	353000	
		Frequency (MHz)		1725	1745	1765	
30M	DFT-s-OFDM QPSK	80	40	23.92	24.12	23.91	
BW	MCS Index	Channel		344500	349000	353500	
		Frequency (MHz)		1722.5	1745	1767.5	
25M	DFT-s-OFDM QPSK	64	35	23.80	24.00	23.87	





**BUREAU  
VERITAS**

Test Report No.: W7L-240618W001RF12

BW	MCS Index	Channel		344000	349000	354000
		Frequency (MHz)		1720	1745	1770
20M	DFT-s-OFDM QPSK	50	28	23.81	24.03	23.93
BW	MCS Index	Channel		343500	349000	354500
		Frequency (MHz)		1717.5	1745	1772.5
15M	DFT-s-OFDM QPSK	36	22	24.01	24.07	23.90
BW	MCS Index	Channel		343000	349000	355000
		Frequency (MHz)		1715	1745	1775
10M	DFT-s-OFDM QPSK	25	14	23.87	23.95	23.95
BW	MCS Index	Channel		342500	349000	355500
		Frequency (MHz)		1712.5	1745	1777.5
5M	DFT-s-OFDM QPSK	12	7	23.89	23.92	23.88



**BUREAU  
VERITAS**

Test Report No.: W7L-240618W001RF12

**ANT 1(DOWN):**

n2 (SCS 30 kHz) (Ant1)								
BW	MCS Index	RB Size	RB Offset	Low	Mid	High		
		Channel		372000	376000	380000		
		Frequency (MHz)		1860	1880	1900		
20M	DFT-s-OFDM Pi/2 BPSK	1	1	23.65	23.57	23.49		
		1	26	23.79	23.55	23.48		
		1	49	23.54	23.50	23.45		
		25	0	23.22	23.24	23.09		
		25	13	24.34	24.26	24.26		
		25	26	23.33	23.21	23.01		
		50	0	23.40	23.23	23.08		
	DFT-s-OFDM QPSK	1	1	23.70	23.68	23.57		
		1	26	23.82	23.62	23.52		
		1	49	23.68	23.55	23.51		
		25	0	23.30	23.31	23.23		
		25	13	<b>24.44</b>	24.32	24.27		
		25	26	23.40	23.32	23.12		
	DFT-s-OFDM 16QAM	25	13	23.38	23.31	23.25		
		DFT-s-OFDM 64QAM	25	13	22.08	22.04	21.94	
			DFT-s-OFDM 256QAM	25	13	19.99	19.93	19.87
				25	13	19.99	19.93	19.87
	BW	MCS Index	Channel		371500	376000	380500	
		Frequency (MHz)		1857.5	1880	1902.5		
15M	DFT-s-OFDM QPSK	18	9	24.16	24.30	24.10		
BW	MCS Index	Channel		371000	376000	381000		
		Frequency (MHz)		1855	1880	1905		
10M	DFT-s-OFDM QPSK	12	6	24.39	24.22	24.06		

n7 (SCS 30 kHz) _Ant 1						
BW	MCS Index	RB Size	RB Offset	Low	Mid	High
		Channel		505000	507000	509000
		Frequency (MHz)		2525	2535	2545
50M	DFT-s-OFDM Pi/2 BPSK	1	1	23.27	23.26	23.13
		1	67	23.42	23.44	23.26
		1	131	23.14	23.30	23.22
		64	0	22.77	22.72	22.87
		64	35	23.81	23.79	23.89
		64	69	22.83	22.81	22.80
		128	0	22.69	22.84	22.78
	DFT-s-OFDM QPSK	1	1	23.31	23.33	23.18
		1	67	23.51	23.50	23.36
		1	131	23.23	23.40	23.27
		64	0	22.81	22.83	22.88
		64	35	23.92	23.90	<b>24.02</b>
		64	69	22.89	22.88	22.81
	DFT-s-OFDM 16QAM	64	35	22.96	23.00	23.03
		DFT-s-OFDM 64QAM	64	35	21.64	21.57
DFT-s-OFDM 256QAM			64	35	19.56	19.58
BW	MCS Index	Channel		503500	507000	510500
		Frequency (MHz)		2517.5	2535	2552.5
40M	DFT-s-OFDM QPSK	50	25	23.74	23.82	23.77
BW	MCS Index	Channel		503000	507000	511000
		Frequency (MHz)		2515	2535	2555
30M	DFT-s-OFDM QPSK	36	18	23.73	23.84	23.72
BW	MCS Index	Channel		502500	507000	511500
		Frequency (MHz)		2512.5	2535	2557.5
25M	DFT-s-OFDM QPSK	32	16	23.81	23.79	23.89
BW	MCS Index	Channel		502000	507000	512000
		Frequency (MHz)		2510	2535	2560
20M	DFT-s-OFDM QPSK	25	12	23.87	23.79	23.70



**BUREAU  
VERITAS**

Test Report No.: W7L-240618W001RF12

BW	MCS Index	Channel		501500	507000	512500
		Frequency (MHz)		2507.5	2535	2562.5
15M	DFT-s-OFDM QPSK	18	9	23.83	23.78	23.76
BW	MCS Index	Channel		501000	507000	513000
		Frequency (MHz)		2505	2535	2565
10M	DFT-s-OFDM QPSK	12	6	23.80	23.84	23.79

n66 (SCS 30 kHz) (Ant1)							
BW	MCS Index	RB Size	RB Offset	Low	Mid	High	
		Channel		346000	349000	352000	
		Frequency (MHz)		1730	1745	1760	
40M	DFT-s-OFDM Pi/2 BPSK	1	1	23.59	23.66	23.68	
		1	50	23.73	23.88	23.82	
		1	104	23.81	23.51	23.53	
		50	0	23.36	23.21	23.31	
		50	28	24.48	24.44	24.48	
		50	56	23.31	23.32	23.13	
		100	0	23.27	23.29	23.38	
	DFT-s-OFDM QPSK	1	1	23.69	23.76	23.79	
		1	50	23.87	23.90	23.85	
		1	104	23.94	23.61	23.63	
		50	0	23.37	23.33	23.40	
		50	28	<b>24.52</b>	24.46	24.49	
		50	56	23.32	23.40	23.20	
		100	0	23.38	23.41	23.40	
	DFT-s-OFDM 16QAM	50	28	23.48	23.52	23.51	
		DFT-s-OFDM 64QAM	50	28	22.16	22.06	22.10
			DFT-s-OFDM 256QAM	50	28	20.10	20.14
	50			28	20.10	20.14	20.11
	BW	MCS Index	Channel		345500	349000	352500
			Frequency (MHz)		1727.5	1745	1762.5
	35M	DFT-s-OFDM QPSK	45	22	24.29	24.23	24.39



**BUREAU  
VERITAS**

Test Report No.: W7L-240618W001RF12

BW	MCS Index	Channel		345000	349000	353000
		Frequency (MHz)		1725	1745	1765
30M	DFT-s-OFDM QPSK	36	18	24.34	24.40	24.36
BW	MCS Index	Channel		344500	349000	353500
		Frequency (MHz)		1722.5	1745	1767.5
25M	DFT-s-OFDM QPSK	32	16	24.23	24.37	24.17
BW	MCS Index	Channel		344000	349000	354000
		Frequency (MHz)		1720	1745	1770
20M	DFT-s-OFDM QPSK	25	12	24.37	24.31	24.39
BW	MCS Index	Channel		343500	349000	354500
		Frequency (MHz)		1717.5	1745	1772.5
15M	DFT-s-OFDM QPSK	18	9	24.29	24.37	24.13
BW	MCS Index	Channel		343000	349000	355000
		Frequency (MHz)		1715	1745	1775
10M	DFT-s-OFDM QPSK	12	6	24.32	24.28	24.29

n38 (SCS 15 kHz) (Ant1)						
BW	MCS Index	RB Size	RB Offset	Low	Mid	High
		Channel		518000	519000	520000
		Frequency (MHz)		2590	2595	2600
40M	DFT-s-OFDM Pi/2 BPSK	1	1	23.41	23.52	23.49
		1	105	24.04	24.01	23.94
		1	214	23.50	23.38	23.21
		108	0	22.86	23.04	22.81
		108	54	24.03	24.04	24.09
		108	108	22.81	22.88	22.80
		216	0	22.87	22.85	22.87
	DFT-s-OFDM QPSK	1	1	23.55	23.56	23.58
		1	105	24.10	24.02	24.01
		1	214	23.51	23.40	23.36
		108	0	22.98	23.05	22.95
		108	54	24.04	<b>24.12</b>	24.11
		108	108	22.96	22.98	22.95
		216	0	22.99	23.00	23.01



**BUREAU  
VERITAS**

**Test Report No.: W7L-240618W001RF12**

	DFT-s-OFDM 16QAM	108	54	22.96	22.88	23.08
	DFT-s-OFDM 64QAM	108	54	21.61	21.55	21.55
	DFT-s-OFDM 256QAM	108	54	19.65	19.60	19.74
<b>BW</b>	<b>MCS Index</b>	<b>Channel</b>		<b>517000</b>	<b>519000</b>	<b>521000</b>
		<b>Frequency (MHz)</b>		<b>2585</b>	<b>2595</b>	<b>2605</b>
30M	DFT-s-OFDM QPSK	80	40	23.85	23.93	23.89
<b>BW</b>	<b>MCS Index</b>	<b>Channel</b>		<b>516500</b>	<b>519000</b>	<b>521500</b>
		<b>Frequency (MHz)</b>		<b>2582.5</b>	<b>2595</b>	<b>2607.5</b>
25M	DFT-s-OFDM QPSK	64	32	23.97	24.05	23.96
<b>BW</b>	<b>MCS Index</b>	<b>Channel</b>		<b>516000</b>	<b>519000</b>	<b>522000</b>
		<b>Frequency (MHz)</b>		<b>2580</b>	<b>2595</b>	<b>2610</b>
20M	DFT-s-OFDM QPSK	50	25	23.89	23.95	23.91
<b>BW</b>	<b>MCS Index</b>	<b>Channel</b>		<b>515500</b>	<b>519000</b>	<b>522500</b>
		<b>Frequency (MHz)</b>		<b>2577.5</b>	<b>2595</b>	<b>2612.5</b>
15M	DFT-s-OFDM QPSK	36	18	23.95	23.96	23.93
<b>BW</b>	<b>MCS Index</b>	<b>Channel</b>		<b>515000</b>	<b>519000</b>	<b>523000</b>
		<b>Frequency (MHz)</b>		<b>2575</b>	<b>2595</b>	<b>2615</b>
10M	DFT-s-OFDM QPSK	25	12	23.86	23.89	23.94
<b>BW</b>	<b>MCS Index</b>	<b>Channel</b>		<b>514500</b>	<b>518500</b>	<b>523500</b>
		<b>Frequency (MHz)</b>		<b>2572.5</b>	<b>2592.5</b>	<b>2617.5</b>
5M	DFT-s-OFDM QPSK	12	6	23.83	23.84	23.90

n41 (SCS 15 kHz) (Ant1)							
BW	MCS Index	RB Size	RB Offset	Low	Mid	High	
		Channel		504201	518601	532998	
		Frequency (MHz)		2521.005	2593.005	2664.99	
50M	DFT-s-OFDM Pi/2 BPSK	1	1	23.61	23.60	23.42	
		1	135	23.81	23.78	23.80	
		1	268	23.54	23.60	23.52	
		135	0	22.81	22.79	22.82	
		135	68	23.85	23.93	23.80	
		135	135	22.84	22.73	22.71	
	DFT-s-OFDM QPSK	1	1	23.66	23.62	23.50	
		1	135	23.82	23.83	23.86	
		1	268	23.65	23.63	23.61	
		135	0	22.91	22.88	22.90	
		135	68	<b>23.96</b>	23.94	23.92	
		135	135	22.87	22.85	22.81	
	DFT-s-OFDM 16QAM	135	68	23.00	23.03	22.98	
		DFT-s-OFDM 64QAM	135	68	21.68	21.65	21.61
			DFT-s-OFDM 256QAM	135	68	19.80	19.78
	BW	MCS Index	Channel		503202	518601	534000
			Frequency (MHz)		2516.01	2593.005	2670
	40M	DFT-s-OFDM QPSK	108	54	23.85	23.75	23.83
BW	MCS Index	Channel		502200	518601	534999	
		Frequency (MHz)		2511	2593.005	2674.995	
30M	DFT-s-OFDM QPSK	80	40	23.82	23.79	23.72	
BW	MCS Index	Channel		501201	518601	535998	
		Frequency (MHz)		2506.005	2593.005	2679.99	
20M	DFT-s-OFDM QPSK	50	25	23.93	23.91	23.90	
BW	MCS Index	Channel		500700	518601	536499	
		Frequency (MHz)		2503.5	2593.005	2682.495	
15M	DFT-s-OFDM QPSK	36	18	23.81	23.86	23.89	



**BUREAU  
VERITAS**

Test Report No.: W7L-240618W001RF12

BW	MCS Index	Channel		500202	518601	537000
		Frequency (MHz)		2501.01	2593.005	2685
10M	DFT-s-OFDM QPSK	25	12	23.83	23.72	23.78

n2 (SCS 15 kHz) (Ant1)							
BW	MCS Index	RB Size	RB Offset	Low	Mid	High	
		Channel		372000	376000	380000	
		Frequency (MHz)		1860	1880	1900	
20M	DFT-s-OFDM Pi/2 BPSK	1	1	23.70	23.52	23.52	
		1	53	23.81	23.76	23.66	
		1	104	23.60	23.58	23.50	
		50	0	23.39	23.47	23.43	
		50	28	24.40	24.44	24.38	
		50	56	23.41	23.47	23.27	
		100	0	23.35	23.50	23.44	
	DFT-s-OFDM QPSK	1	1	23.75	23.63	23.67	
		1	53	23.83	23.86	23.73	
		1	104	23.68	23.72	23.60	
		50	0	23.42	23.58	23.47	
		50	28	24.54	<b>24.57</b>	24.49	
		50	56	23.42	23.56	23.30	
	DFT-s-OFDM 16QAM	50	28	23.69	23.72	23.68	
		DFT-s-OFDM 64QAM	50	28	22.64	22.57	22.65
			DFT-s-OFDM 256QAM	50	28	20.49	20.38
		BW		MCS Index	Channel		371500
	15M	DFT-s-OFDM QPSK	36	22	24.39	24.50	24.34
BW	MCS Index	Channel		371000	376000	381000	
10M	DFT-s-OFDM QPSK	25	14	24.41	24.48	24.40	
BW	MCS Index	Channel		370500	376000	381500	
5M	DFT-s-OFDM QPSK	12	7	24.50	24.43	24.44	
		Frequency (MHz)		1857.5	1880	1902.5	
		Frequency (MHz)		1855	1880	1905	
		Frequency (MHz)		1852.5	1880	1907.5	





**BUREAU  
VERITAS**

Test Report No.: W7L-240618W001RF12

n5 (SCS 15 kHz)_Ant 1						
BW	MCS Index	RB Size	RB Offset	Low	Mid	High
		Channel		166800	167300	167800
		Frequency (MHz)		834	836.5	839
20M	DFT-s-OFDM Pi/2 BPSK	1	1	23.90	23.84	23.89
		1	53	23.99	24.06	23.93
		1	104	23.91	24.05	23.81
		50	0	23.55	23.66	23.59
		50	28	24.71	24.60	24.69
		50	56	23.62	23.51	23.59
		100	0	23.58	23.71	23.61
	DFT-s-OFDM QPSK	1	1	23.95	23.95	23.94
		1	53	24.08	24.11	24.05
		1	104	23.92	24.10	23.96
		50	0	23.66	23.71	23.69
		50	28	24.73	<b>24.75</b>	24.74
		50	56	23.65	23.59	23.63
		100	0	23.68	23.74	23.69
	DFT-s-OFDM 16QAM	50	28	23.73	23.82	23.71
DFT-s-OFDM 64QAM	50	28	22.45	22.53	22.47	
DFT-s-OFDM 256QAM	50	28	20.28	20.37	20.31	
BW	MCS Index	Channel		166300	167300	168300
		Frequency (MHz)		831.5	836.5	841.5
15M	DFT-s-OFDM QPSK	36	22	24.59	24.71	24.65
BW	MCS Index	Channel		165800	167300	168800
		Frequency (MHz)		829	836.5	844
10M	DFT-s-OFDM QPSK	25	14	24.67	24.68	24.61
BW	MCS Index	Channel		165300	167300	169300
		Frequency (MHz)		826.5	836.5	846.5
5M	DFT-s-OFDM QPSK	12	7	24.72	24.73	24.66

n7 (SCS 15 kHz) _Ant 1						
BW	MCS Index	RB Size	RB Offset	Low	Mid	High
		Channel		505000	507000	509000
		Frequency (MHz)		2525	2535	2545
50M	DFT-s-OFDM Pi/2 BPSK	1	1	23.31	23.16	23.17
		1	135	23.34	23.31	23.26
		1	268	23.37	23.24	23.32
		135	0	22.94	22.83	22.81
		135	68	23.91	23.93	23.90
		135	135	22.77	22.88	22.77
		270	0	22.84	22.84	22.78
	DFT-s-OFDM QPSK	1	1	23.34	23.28	23.26
		1	135	23.37	23.40	23.35
		1	268	23.32	23.29	23.24
		135	0	22.95	22.91	22.94
		135	68	23.99	<b>24.05</b>	23.92
		135	135	22.91	22.94	22.85
		270	0	22.92	22.93	22.89
	DFT-s-OFDM 16QAM	135	68	22.93	22.94	23.01
	DFT-s-OFDM 64QAM	135	68	21.69	21.77	21.59
	DFT-s-OFDM 256QAM	135	68	19.83	19.79	19.76
	BW	MCS Index	Channel		503500	507000
		Frequency (MHz)		2517.5	2535	2552.5
40M	DFT-s-OFDM QPSK	108	54	23.84	23.76	23.91
BW	MCS Index	Channel		503000	507000	511000
		Frequency (MHz)		2515	2535	2555
30M	DFT-s-OFDM QPSK	80	40	23.83	23.98	23.89
BW	MCS Index	Channel		502500	507000	511500
		Frequency (MHz)		2512.5	2535	2557.5
25M	DFT-s-OFDM QPSK	64	35	23.97	23.96	23.85
BW	MCS Index	Channel		502000	507000	512000
		Frequency (MHz)		2510	2535	2560
20M	DFT-s-OFDM QPSK	50	28	23.96	23.69	23.82



**BUREAU  
VERITAS**

Test Report No.: W7L-240618W001RF12

BW	MCS Index	Channel		501500	507000	512500
		Frequency (MHz)		2507.5	2535	2562.5
15M	DFT-s-OFDM QPSK	36	22	23.98	23.73	23.81
BW	MCS Index	Channel		501000	507000	513000
		Frequency (MHz)		2505	2535	2565
10M	DFT-s-OFDM QPSK	25	14	23.88	23.96	23.87
BW	MCS Index	Channel		500500	507000	513500
		Frequency (MHz)		2502.5	2535	2567.5
5M	DFT-s-OFDM QPSK	12	7	23.83	24.00	23.91

n12 (SCS 15 kHz) (Ant1)							
BW	MCS Index	RB Size	RB Offset	Low	Mid	High	
		Channel		141300	141500	141700	
		Frequency (MHz)		706.5	707.5	708.5	
15M	DFT-s-OFDM Pi/2 BPSK	1	1	24.28	24.12	24.31	
		1	38	24.20	24.16	24.24	
		1	77	24.03	24.19	24.17	
		36	0	23.11	23.42	23.25	
		36	22	24.42	24.36	24.39	
		36	43	23.37	23.22	23.24	
		75	0	23.59	23.44	23.45	
	DFT-s-OFDM QPSK	1	1	24.29	24.19	24.24	
		1	38	24.35	24.40	24.31	
		1	77	24.18	24.13	24.12	
		36	0	23.27	23.41	23.43	
		36	22	24.41	<b>24.56</b>	24.44	
		36	43	23.48	23.33	23.36	
	DFT-s-OFDM 16QAM	1	1	23.44	23.40	23.30	
		1	1	22.23	22.18	22.16	
		1	1	20.17	20.09	20.11	
		1	1	20.17	20.09	20.11	
	BW	MCS Index	Channel		140800	141500	142200
			Frequency (MHz)		704	707.5	711



**BUREAU  
VERITAS**

Test Report No.: W7L-240618W001RF12

10M	DFT-s-OFDM QPSK	25	14	24.21	24.24	24.41
<b>BW</b>	<b>MCS Index</b>	<b>Channel</b>		<b>140300</b>	<b>141500</b>	<b>142700</b>
		<b>Frequency (MHz)</b>		<b>701.5</b>	<b>707.5</b>	<b>713.5</b>
5M	DFT-s-OFDM QPSK	12	7	24.35	24.37	24.32

n26 (SCS 15 kHz) (Ant1)_Q							
<b>BW</b>	<b>MCS Index</b>	<b>RB Size</b>	<b>RB Offset</b>	<b>Low</b>	<b>Mid</b>	<b>High</b>	
		<b>Channel</b>			<b>163800</b>		
		<b>Frequency (MHz)</b>			<b>819</b>		
10M	DFT-s-OFDM Pi/2 BPSK	1	1		24.28		
		1	25		24.36		
		1	50		24.16		
		25	0		23.25		
		25	14		24.47		
		25	27		23.45		
		50	0		23.67		
	DFT-s-OFDM QPSK	1	1		24.35		
		1	25		24.51		
		1	50		24.23		
		25	0		23.38		
		25	14		<b>24.64</b>		
		25	27		23.51		
		50	0		23.42		
	DFT-s-OFDM 16QAM	1	1		23.60		
	DFT-s-OFDM 64QAM	1	1		22.13		
	DFT-s-OFDM 256QAM	1	1		20.22		
	<b>BW</b>	<b>MCS Index</b>	<b>Channel</b>		<b>163300</b>	<b>163800</b>	<b>164300</b>
			<b>Frequency (MHz)</b>		<b>816.5</b>	<b>819</b>	<b>821.5</b>
	5M	DFT-s-OFDM QPSK	1	1	24.15	24.09	24.11