



FCC RF Test Report

APPLICANT : Xiaomi Communications Co., Ltd.
EQUIPMENT : Mobile Phone
BRAND NAME : Redmi
MODEL NAME : 23090RA98G
FCC ID : 2AFZZRA98G
STANDARD : FCC Part 15 Subpart C § 15.247
CLASSIFICATION : (DTS) Digital Transmission System
TEST DATE(S) : Aug. 08, 2023 ~ Aug. 19, 2023

We, Sporton International Inc. (ShenZhen), would like to declare that the tested sample has been evaluated in accordance with the test procedures and has been in compliance with the applicable technical standards.

The test results in this report apply exclusively to the tested model / sample. Without written approval of Sporton International Inc. (ShenZhen), the test report shall not be reproduced except in full.

Jason Jia



Approved by: Jason Jia

Sporton International Inc. (ShenZhen)

1/F, 2/F, Bldg 5, Shiling Industrial Zone, Xinwei Village, Xili, Nanshan, Shenzhen, 518055

People's Republic of China



TABLE OF CONTENTS

REVISION HISTORY..... 3

SUMMARY OF TEST RESULT 4

1 GENERAL DESCRIPTION 5

 1.1 Applicant 5

 1.2 Manufacturer 5

 1.3 Product Feature of Equipment Under Test..... 5

 1.4 Product Specification of Equipment Under Test..... 6

 1.5 Modification of EUT 6

 1.6 Testing Location 7

 1.7 Test Software..... 7

 1.8 Applicable Standards..... 7

2 TEST CONFIGURATION OF EQUIPMENT UNDER TEST 8

 2.1 Carrier Frequency and Channel 8

 2.2 Test Mode..... 9

 2.3 Connection Diagram of Test System..... 9

 2.4 Support Unit used in test configuration and system 10

 2.5 EUT Operation Test Setup 10

 2.6 Measurement Results Explanation Example..... 10

3 TEST RESULT 11

 3.1 6dB Bandwidth Measurement 11

 3.2 Output Power Measurement..... 13

 3.3 Power Spectral Density Measurement 14

 3.4 Conducted Band Edges and Spurious Emission Measurement 16

 3.5 Radiated Band Edges and Spurious Emission Measurement 35

 3.6 AC Conducted Emission Measurement..... 39

 3.7 Antenna Requirements 41

4 LIST OF MEASURING EQUIPMENT 42

5 MEASUREMENT UNCERTAINTY 43

APPENDIX A. CONDUCTED TEST RESULTS

APPENDIX B. AC CONDUCTED EMISSION TEST RESULT

APPENDIX C. RADIATED SPURIOUS EMISSION

APPENDIX D. DUTY CYCLE PLOTS

APPENDIX E. SETUP PHOTOGRAPHS



SUMMARY OF TEST RESULT

Report Section	FCC Rule	Description	Limit	Result	Remark
3.1	15.247(a)(2)	6dB Bandwidth	≥ 0.5MHz	Pass	-
3.1	-	99% Bandwidth	-	Report Only	-
3.2	15.247(b)	Power Output Measurement	≤ 30dBm	Pass	-
3.3	15.247(e)	Power Spectral Density	≤ 8dBm/3kHz	Pass	-
3.4	15.247(d)	Conducted Band Edges	≤ 20dBc	Pass	-
		Conducted Spurious Emission		Pass	-
3.5	15.247(d)	Radiated Band Edges and Radiated Spurious Emission	15.209(a) & 15.247(d)	Pass	Under limit 3.18 dB at 2389.95 MHz
3.6	15.207	AC Conducted Emission	15.207(a)	Pass	Under limit 10.09 dB at 0.15 MHz
3.7	15.203 & 15.247(b)	Antenna Requirement	15.203 & 15.247(b)	Pass	-

Conformity Assessment Condition:

- The test results (PASS/FAIL) with all measurement uncertainty excluded are presented against the regulation limits or in accordance with the requirements stipulated by the applicant/manufacturer who shall bear all the risks of non-compliance that may potentially occur if measurement uncertainty is taken into account.
- The measurement uncertainty please refer to each test result in the section "Measurement Uncertainty"

Disclaimer:

The product specifications of the EUT presented in the test report that may affect the test assessments are declared by the manufacturer who shall take full responsibility for the authenticity.



1 General Description

1.1 Applicant

Xiaomi Communications Co., Ltd.

#019, 9th Floor, Building 6, 33 Xi'erqi Middle Road, Haidian District, Beijing, China, 100085

1.2 Manufacturer

Xiaomi Communications Co., Ltd.

#019, 9th Floor, Building 6, 33 Xi'erqi Middle Road, Haidian District, Beijing, China, 100085

1.3 Product Feature of Equipment Under Test

Product Feature	
Equipment	Mobile Phone
Brand Name	Redmi
Model Name	23090RA98G
FCC ID	2AFZZRA98G
IMEI Code	Conducted: 864595060040940/864595060040957 Conduction: 864595060044389/864595060044397 Radiation: 864595060044249/864595060044256
HW Version	1351N16UM0A01
SW Version	MIUI 14
EUT Stage	Identical Prototype

Remark: The above EUT's information was declared by manufacturer. Please refer to the specifications or user's manual for more detailed description.



1.4 Product Specification of Equipment Under Test

Standards-related Product Specification			
Tx/Rx Channel Frequency Range	2412 MHz ~ 2462 MHz		
Maximum (Peak) Output Power to antenna	<MIMO Ant.9+8> 802.11b : 23.61 dBm (0.2296 W) 802.11g : 28.09 dBm (0.6442 W) 802.11ax HE20 : 28.22 dBm (0.6637 W)		
Antenna Type / Gain	<Ant.9>:PIFA Antenna type with gain -3.3 dBi <Ant.8>:PIFA Antenna type with gain 0.1 dBi		
Type of Modulation	802.11b : DSSS (DBPSK / DQPSK / CCK) 802.11g : OFDM (BPSK / QPSK / 16QAM / 64QAM) 802.11ax : OFDM (BPSK / QPSK / 16QAM / 64QAM / 256QAM / 1024QAM)		
Antenna Function Description		Ant. 9	Ant. 8
	802.11 b/g/n/ax SISO/MIMO	√	√

Note:

1. For WLAN SISO & MIMO mode, the whole testing has assessed only MIMO mode by referring to the higher normal conducted power.
2. WLAN MIMO only support CDD mode.
3. 802.11n HT20 power will be controlled less or equal to 802.11ax power, thus full test 802.11ax HE20 to cover 802.11n HT20.
4. The device does not support 802.11ax channel puncturing.
5. 802.11ax support OFDMA full RU tone and partial RU tone, both full RU and partial RU-left (for low CH) and partial RU-right (for high CH) test output power, the full RU Power/PSD > partial RU, therefore the full RU perform full test to cover partial RU except for Spurious and bandedge.

1.5 Modification of EUT

No modifications are made to the EUT during all test items.



1.6 Testing Location

Sporton International Inc. (ShenZhen) is accredited to ISO/IEC 17025:2017 by American Association for Laboratory Accreditation with Certificate Number 5145.01.

Test Firm	Sporton International Inc. (ShenZhen)		
Test Site Location	1/F, 2/F, Bldg 5, Shiling Industrial Zone, Xinwei Village, Xili, Nanshan, Shenzhen, 518055 People’s Republic of China TEL: +86-755-86379589 FAX: +86-755-86379595		
Test Site No.	Sporton Site No.	FCC Designation No.	FCC Test Firm Registration No.
	CO01-SZ TH01-SZ	CN1256	421272

Test Firm	Sporton International Inc. (ShenZhen)		
Test Site Location	101, 1st Floor, Block B, Building 1, No. 2, Tengfeng 4th Road, Fenghuang Community, Fuyong Street, Baoan District, Shenzhen City, Guangdong Province 518103 People’s Republic of China TEL: +86-755-86066985		
Test Site No.	Sporton Site No.	FCC Designation No.	FCC Test Firm Registration No.
	03CH04-SZ	CN1256	421272

1.7 Test Software

Item	Site	Manufacturer	Name	Version
1.	03CH04-SZ	AUDIX	E3	6.2009-8-24
2.	CO01-SZ	AUDIX	E3	6.120613b

1.8 Applicable Standards

According to the specifications of the manufacturer, the EUT must comply with the requirements of the following standards:

- 47 CFR Part 15 Subpart C §15.247
- FCC KDB 558074 D01 15.247 Meas Guidance v05r02
- FCC KDB 662911 D01 Multiple Transmitter Output v02r01.
- ANSI C63.10-2013

Remark:

1. All test items were verified and recorded according to the standards and without any deviation during the test.
2. This EUT has also been tested and complied with the requirements of FCC Part 15, Subpart B, recorded in a separate test report.



2 Test Configuration of Equipment Under Test

- a. The EUT has been associated with peripherals and configuration operated in a manner tended to maximize its emission characteristics in a typical application. Frequency range investigated: conduction emission (150 kHz to 30 MHz), radiation emission (9 kHz to the 10th harmonic of the highest fundamental frequency or to 40 GHz, whichever is lower). For radiated measurement, pre-scanned in three orthogonal panels, X, Y, Z. The worst cases (X plane) were recorded in this report.
- b. AC power line Conducted Emission was tested under maximum output power.

2.1 Carrier Frequency and Channel

Frequency Band	Channel	Freq. (MHz)	Channel	Freq. (MHz)
2400-2483.5 MHz	1	2412	7	2442
	2	2417	8	2447
	3	2422	9	2452
	4	2427	10	2457
	5	2432	11	2462
	6	2437	-	-

2.2 Test Mode

Final test modes are considering the modulation and worse data rates as below table.

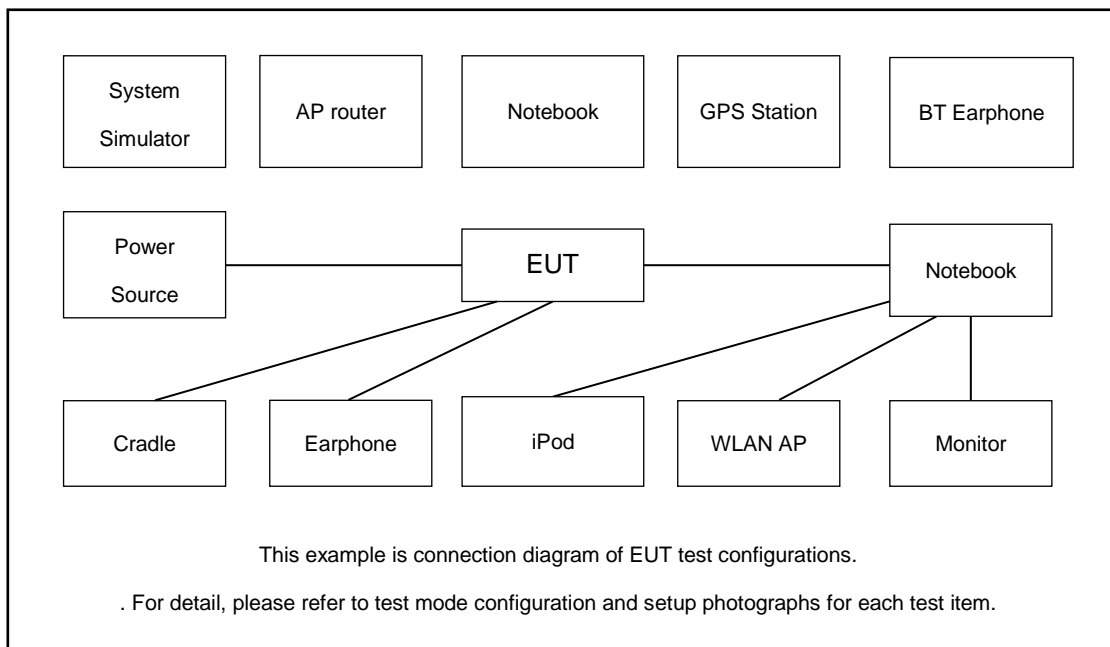
MIMO Antenna

Modulation	Data Rate
802.11b	1 Mbps
802.11g	6 Mbps
802.11ax HE20	MCS0

Test Cases	
AC Conducted Emission	Mode 1 : GSM 850 Idle + Bluetooth Link + WLAN Link (2.4G) + USB Cable(Charging from Adapter) + Battery 1 + Sample 1
Remark: For Radiated Test Cases, The tests were performance with Adapter and USB Cable.	

Simultaneous Transmission
802.11g CH01_TX + Bluetooth LE(2Mbps) CH38_TX + LTE Band 13 Link

2.3 Connection Diagram of Test System





2.4 Support Unit used in test configuration and system

Item	Equipment	Trade Name	Model Name	FCC ID	Data Cable	Power Cord
1.	System Simulator	Anritsu	MT8820C	N/A	N/A	Unshielded,1.8m
2.	System Simulator	Anritsu	MT8821C	N/A	N/A	Unshielded,1.8m
3.	WLAN AP	Dlink	DIR-820L	KA2IR820LA1	N/A	Unshielded,1.8m
4.	Bluetooth Earphone	Samsung	EO-MG900	PYAHS-107W	N/A	N/A

2.5 EUT Operation Test Setup

For WLAN RF test items, an engineering test program was provided and enabled to make EUT continuous transmit.

For AC power line conducted emissions, the EUT was set to connect with the WLAN AP under large package sizes transmission.

2.6 Measurement Results Explanation Example

For all conducted test items:

The offset level is set in the spectrum analyzer to compensate the RF cable loss and attenuator factor between EUT conducted output port and spectrum analyzer. With the offset compensation, the spectrum analyzer reading level is exactly the EUT RF output level.

Example :

The spectrum analyzer offset is derived from RF cable loss and attenuator factor.

Offset = RF cable loss + attenuator factor.

Following shows an offset computation example with cable loss 1.3 dB and 10dB attenuator.

$$\begin{aligned}
 \text{Offset(dB)} &= \text{RF cable loss(dB)} + \text{attenuator factor(dB)}. \\
 &= 1.3 + 10 = 11.3 \text{ (dB)}
 \end{aligned}$$

3 Test Result

3.1 6dB Bandwidth Measurement

3.1.1 Limit of 6dB Bandwidth

The minimum 6 dB bandwidth shall be at least 500 kHz.

3.1.2 Measuring Instruments

The measuring equipment is listed in the section 4 of this test report.

3.1.3 Test Procedures

1. The testing follows ANSI C63.10-2013 clause 11.8
2. The RF output of EUT was connected to the spectrum analyzer by RF cable and attenuator. The path loss was compensated to the results for each measurement.
3. Set to the maximum power setting and enable the EUT transmit continuously.
4. Make the measurement with the spectrum analyzer's resolution bandwidth (RBW) = 100 kHz. Set the Video bandwidth (VBW) = 300 kHz. In order to make an accurate measurement. The 6 dB bandwidth must be greater than 500 kHz.
5. Measure and record the results in the test report.

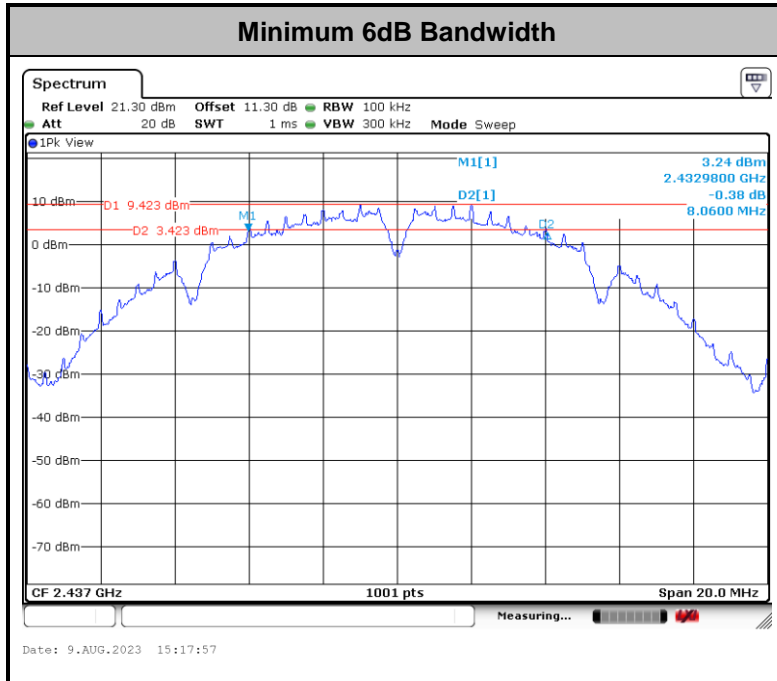
3.1.4 Test Setup





3.1.5 Test Result of 6dB Occupied Bandwidth

Please refer to Appendix A.



Note : The occupied channel bandwidth is maintained within the band of operation for all of the modulations.

3.2 Output Power Measurement

3.2.1 Limit of Output Power

For systems using digital modulation in the 2400-2483.5MHz, the limit for peak output power is 30dBm. If transmitting antenna with directional gain greater than 6dBi is used, the peak output power from the intentional radiator shall be reduced below the above stated value by the amount in dB that the directional gain of the antenna exceeds 6 dBi. In case of point-to-point operation, the limit has to be reduced by 1dB for every 3dB that the directional gain of the antenna exceeds 6dBi.

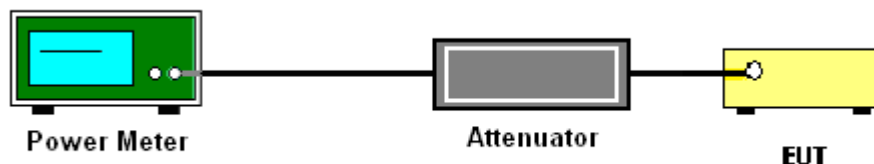
3.2.2 Measuring Instruments

The measuring equipment is listed in the section 4 of this test report.

3.2.3 Test Procedures

1. The testing follows the Measurement Procedure of ANSI C63.10-2013 clause 11.9.1.3 PKPM1 Peak power meter or ANSI C63.10-2013 clause 11.9.2.3.1 Method AVGPM method.
2. The RF output of EUT was connected to the power meter by RF cable and attenuator. The path loss was compensated to the results for each measurement.
3. Set to the maximum power setting and enable the EUT transmit continuously.
4. Measure the conducted output power and record the results in the test report.
5. For MIMO mode, calculation method follows FCC KDB 662911 D01 Multiple Transmitter Output v02r01.

3.2.4 Test Setup



3.2.5 Test Result of Peak Output Power

Please refer to Appendix A.

3.2.6 Test Result of Average Output Power (Reporting Only)

Please refer to Appendix A.



3.3 Power Spectral Density Measurement

3.3.1 Limit of Power Spectral Density

The peak power spectral density shall not be greater than 8dBm in any 3kHz band at any time interval of continuous transmission.

3.3.2 Measuring Instruments

The measuring equipment is listed in the section 4 of this test report.

3.3.3 Test Procedures

1. The testing follows Measurement Procedure of ANSI C63.10-2013 clause 11.10.2 Method PKPSD.
2. The RF output of EUT was connected to the spectrum analyzer by RF cable and attenuator. The path loss was compensated to the results for each measurement.
3. Set to the maximum power setting and enable the EUT transmit continuously.
4. Make the measurement with the spectrum analyzer's resolution bandwidth (RBW) = 3 kHz. Video bandwidth VBW = 10 kHz In order to make an accurate measurement, set the span to 1.5 times DTS Channel Bandwidth. (6dB BW)
5. Detector = peak, Sweep time = auto couple, Trace mode = max hold, Allow trace to fully stabilize. Use the peak marker function to determine the maximum power level.
6. Measure and record the results in the test report.
7. For MIMO mode, calculation method follows FCC KDB 662911 D01 Multiple Transmitter Output v02r01.

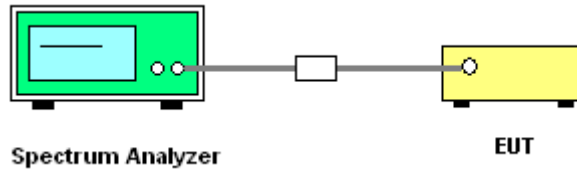
If measurements performed using method (2) plus $10 \log(N)$ exceeds the emission limit, the test should choose method (1) before declaring that the device fails the emission limit.

Method (1): Measure and sum the spectra across the outputs.

The total final Power Spectral Density is from a device with 2 transmitter outputs. The spectrum measurements of the individual outputs are all performed with the same span and number of points, the spectrum value in the first spectral bin of output 1 is summed with that in the first spectral bin of output 2 to obtain the value for the first frequency bin of the summed spectrum.

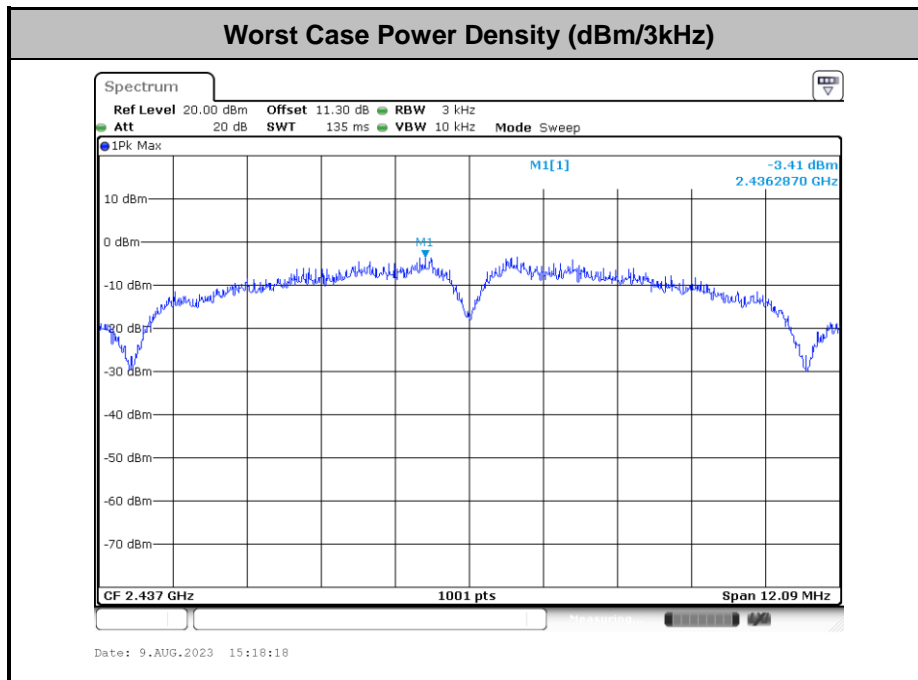
Method (2): Measure and add $10 \log(N)$ dB, where N is the number of outputs. (N=2)

3.3.4 Test Setup



3.3.5 Test Result of Power Spectral Density

Please refer to Appendix A.



3.4 Conducted Band Edges and Spurious Emission Measurement

3.4.1 Limit of Conducted Band Edges and Spurious Emission Measurement

In any 100 kHz bandwidth outside of the authorized frequency band, the emissions which fall in the non-restricted bands shall be attenuated at least 20 dB relative to the maximum PSD level in 100 kHz by RF conducted measurement.

3.4.2 Measuring Instruments

The measuring equipment is listed in the section 4 of this test report.

3.4.3 Test Procedures

1. The testing follows ANSI C63.10-2013 clause 11.11
2. The RF output of EUT was connected to the spectrum analyzer by RF cable and attenuator. The path loss was compensated to the results for each measurement.
3. Set to the maximum power setting and enable the EUT transmit continuously.
4. Set RBW = 100 kHz, VBW=300 kHz, Peak Detector. Unwanted Emissions measured in any 100 kHz bandwidth outside of the authorized frequency band shall be attenuated by at least 20 dB relative to the maximum in-band peak PSD level in 100 kHz when maximum peak conducted output power procedure is used. If the transmitter complies with the conducted power limits based on the use of RMS averaging over a time interval, the attenuation required under this paragraph shall be 30 dB instead of 20 dB per 15.247(d).
5. Measure and record the results in the test report.
6. The RF fundamental frequency should be excluded against the limit line in the operating frequency band.

3.4.4 Test Setup



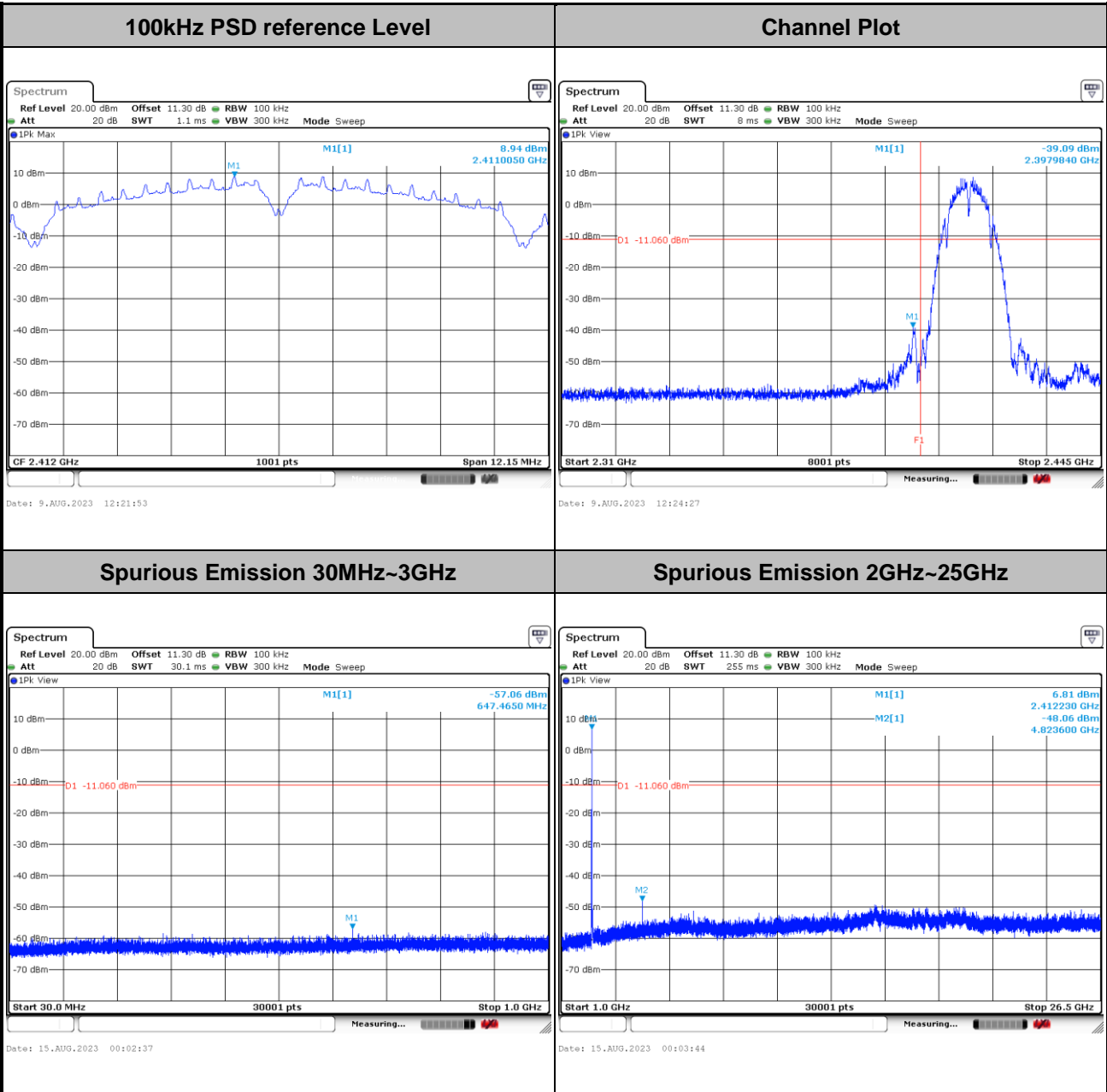


3.4.5 Test Result of Conducted Band Edges and Spurious Emission

Test Engineer : Chen Ran	Temperature :	21~25°C
	Relative Humidity :	51~54%

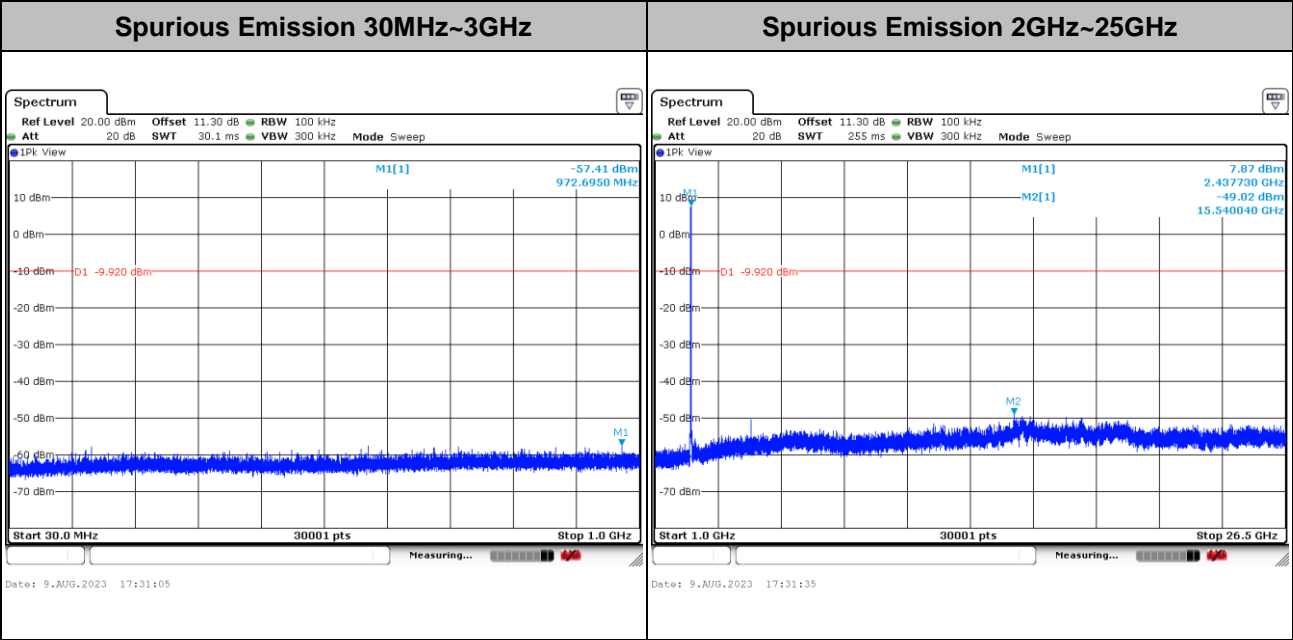
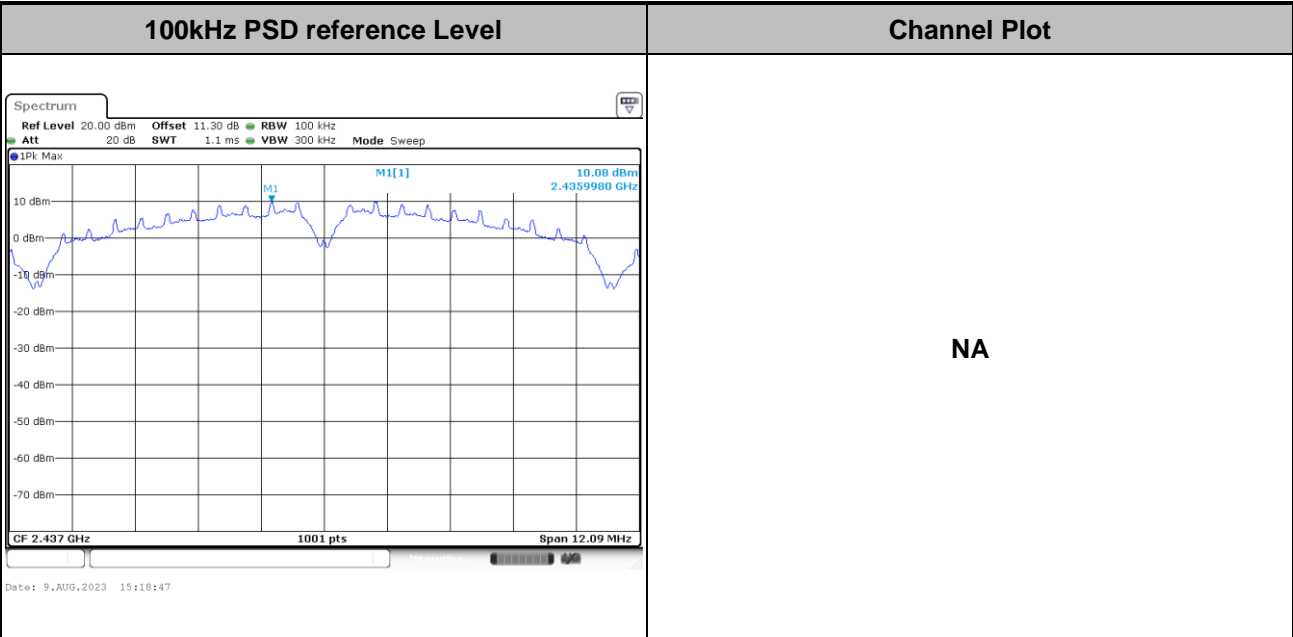
Number of TX = 2, Ant. 9 (Measured)

Test Mode :	802.11b	Test Channel :	01
-------------	---------	----------------	----



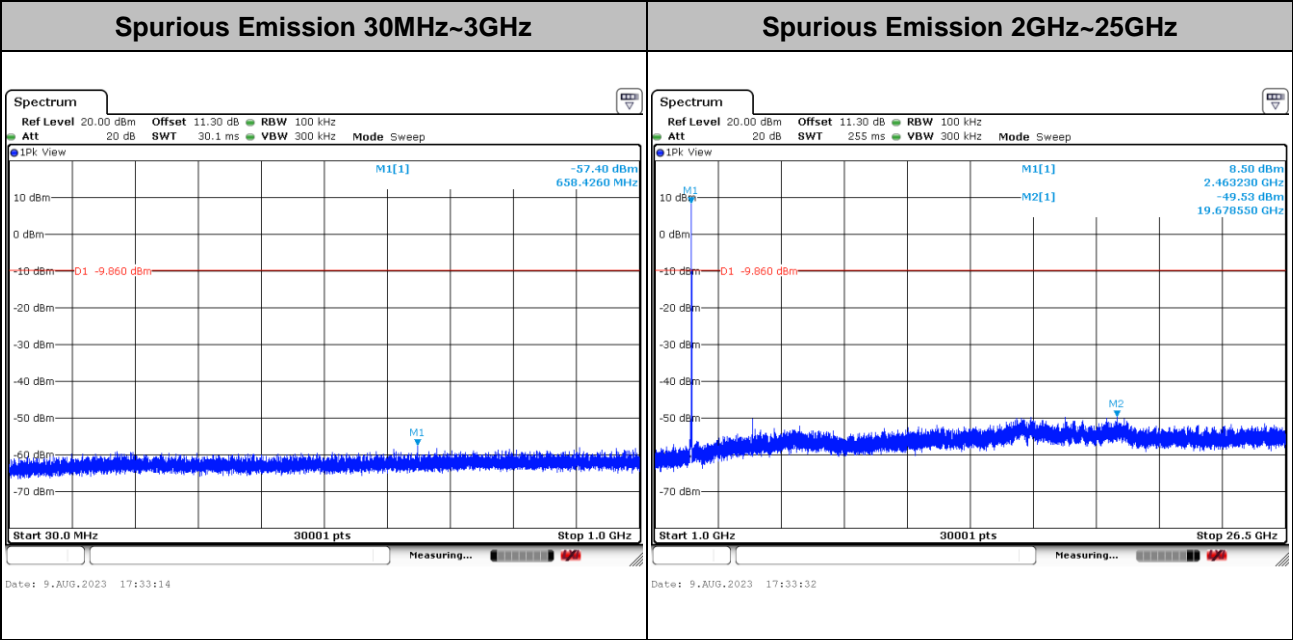
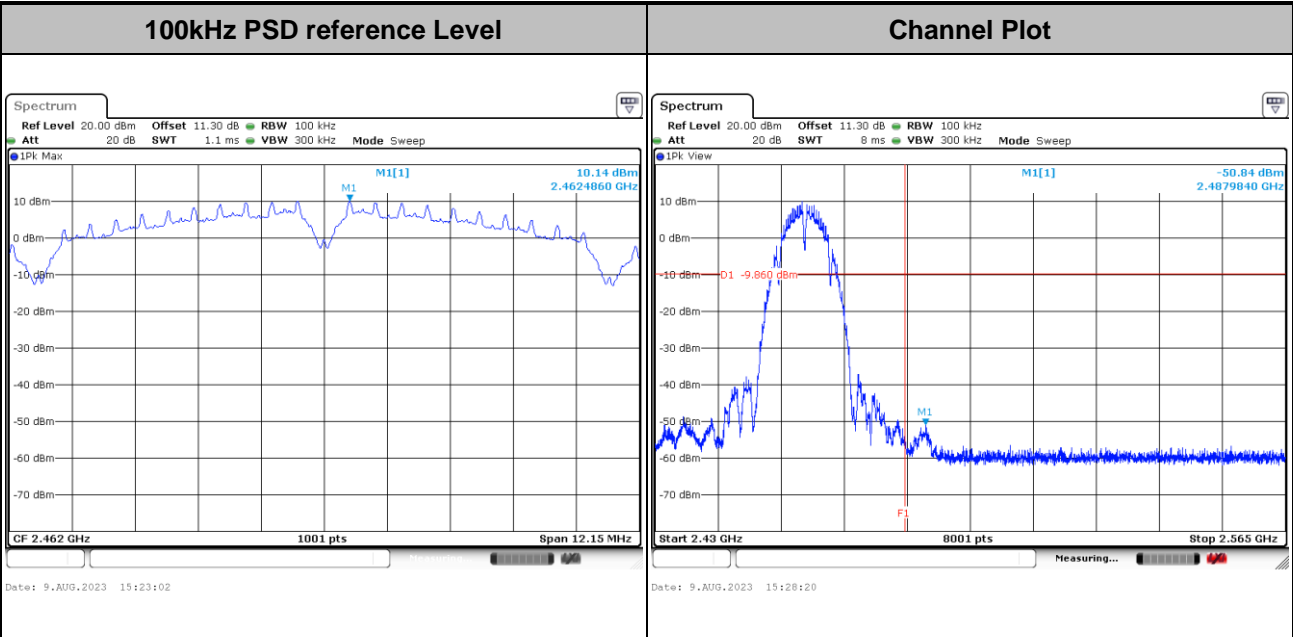


Test Mode :	802.11b	Test Channel :	06
-------------	---------	----------------	----



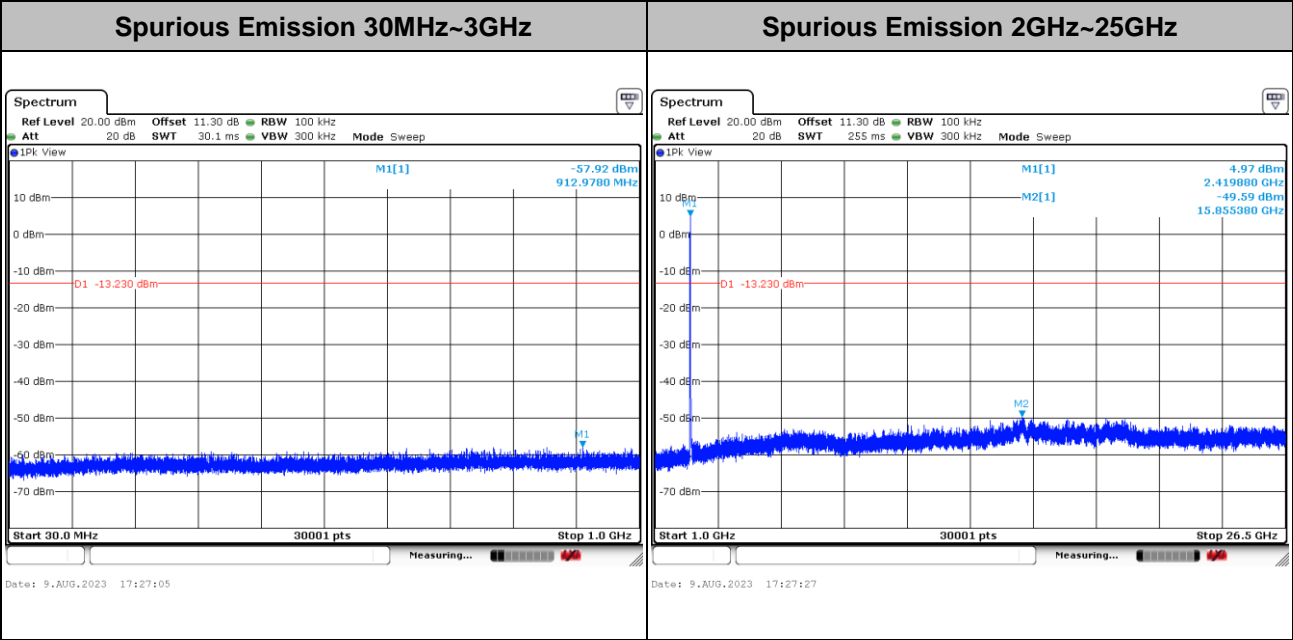
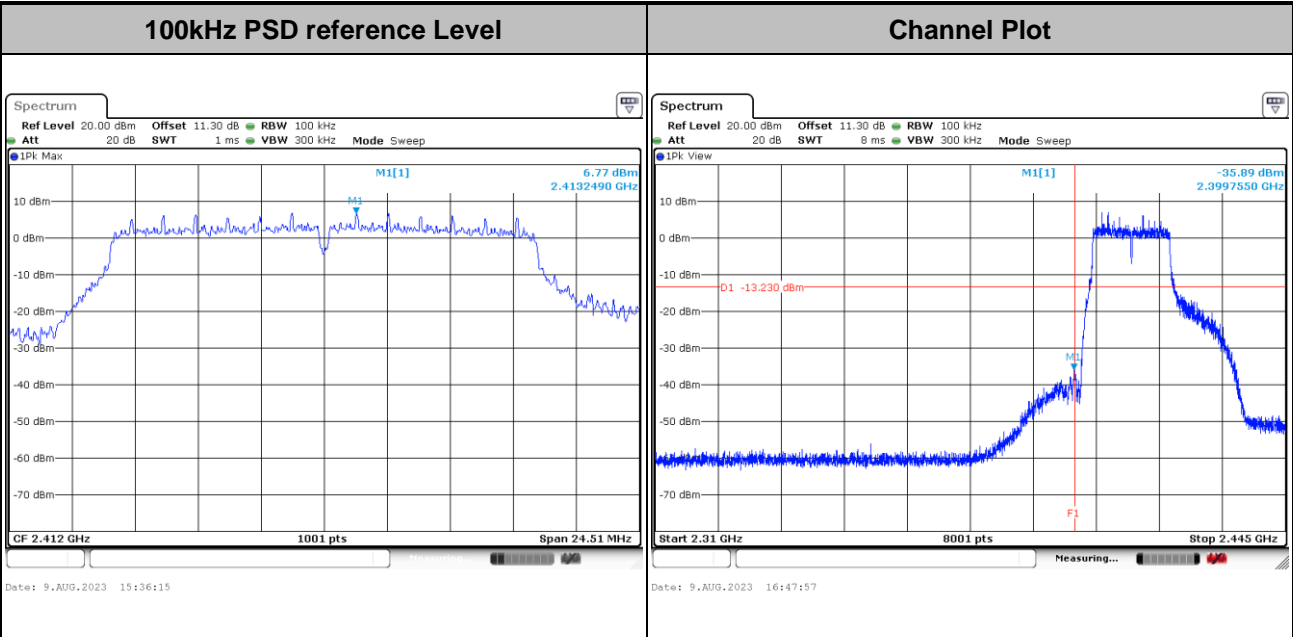


Test Mode :	802.11b	Test Channel :	11
-------------	---------	----------------	----



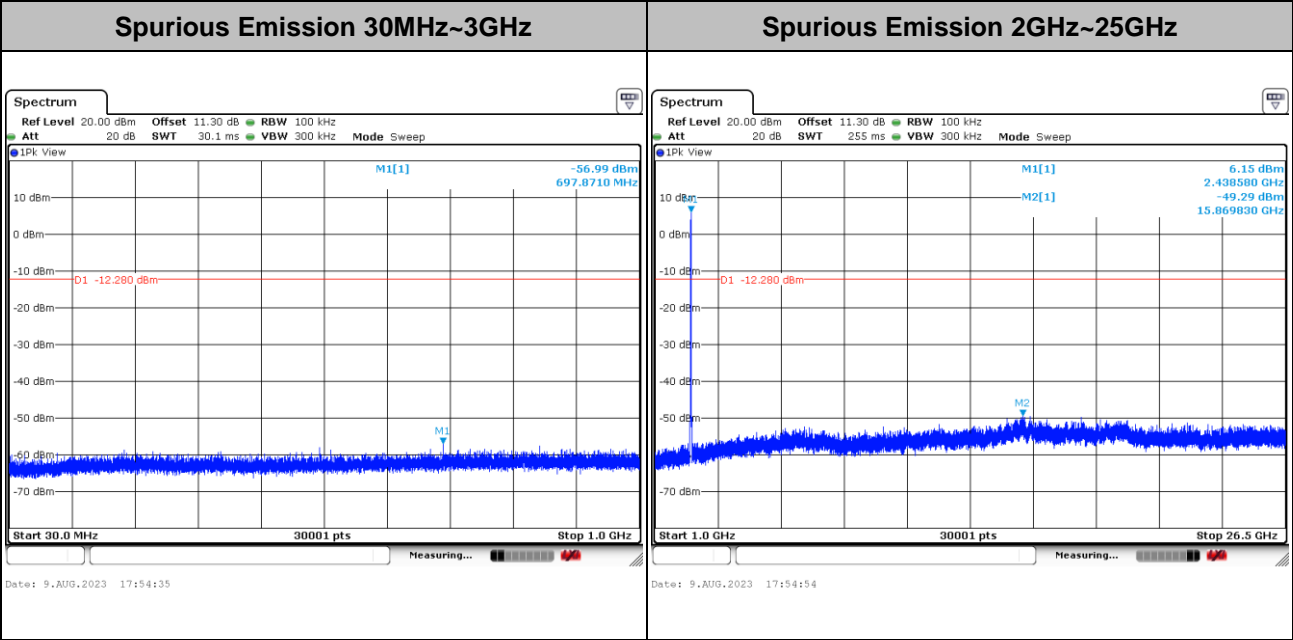
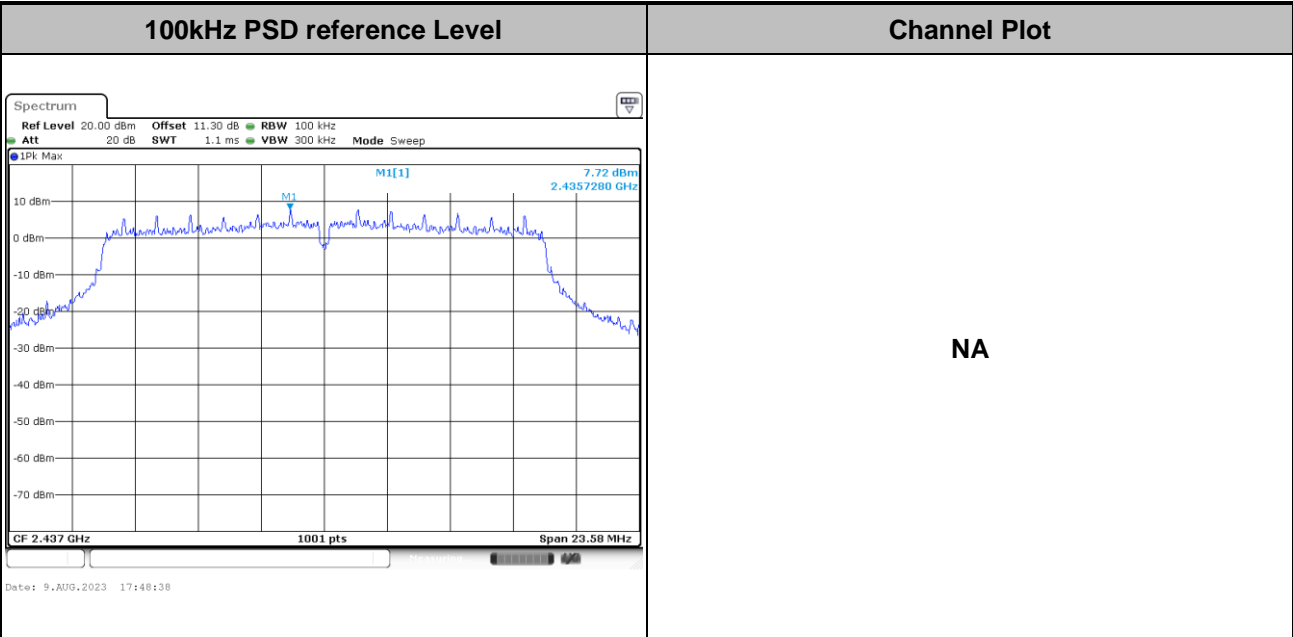


Test Mode : 802.11g Test Channel : 01



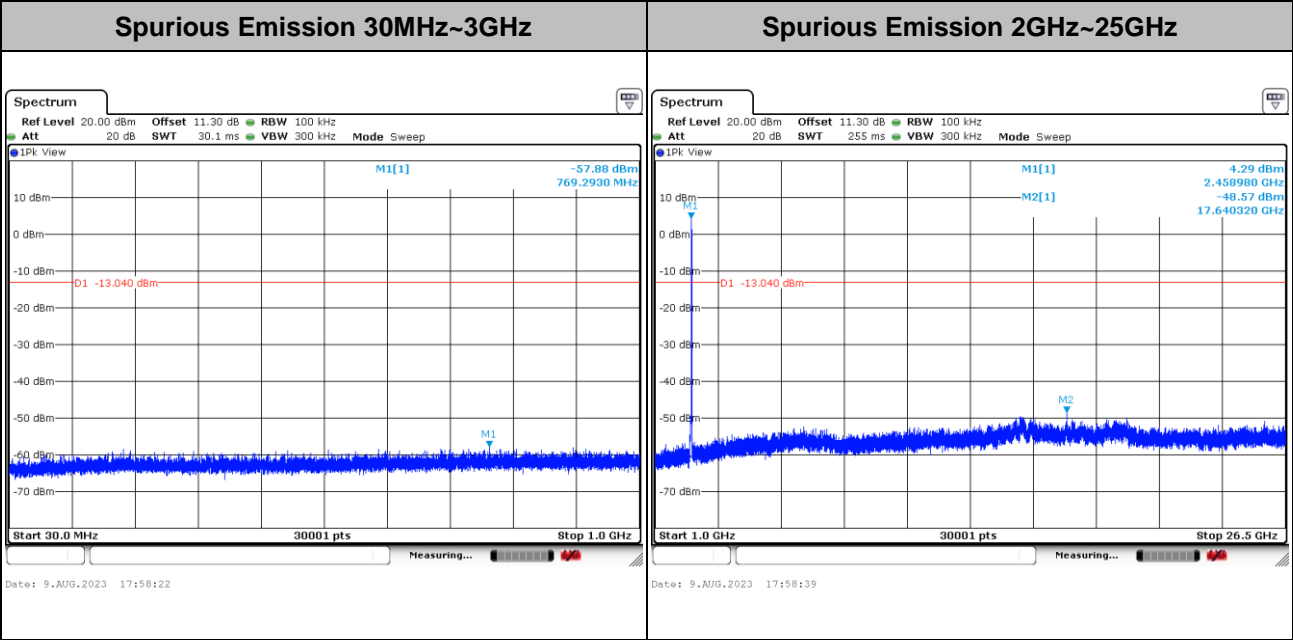
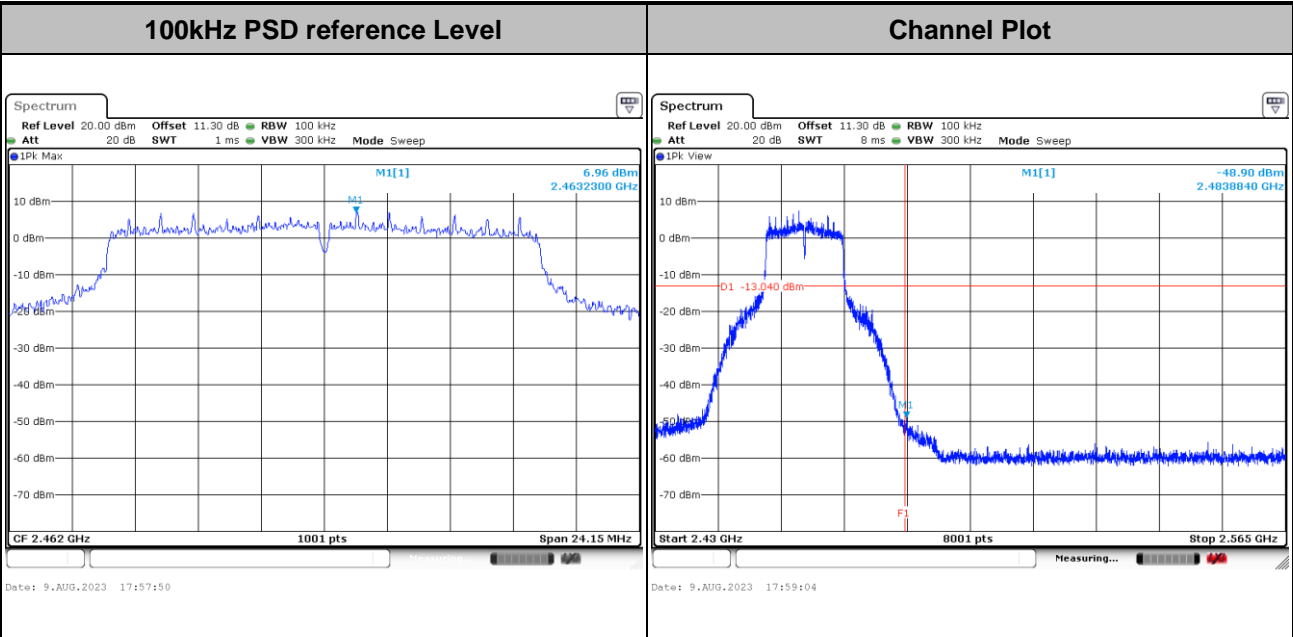


Test Mode :	802.11g	Test Channel :	06
-------------	---------	----------------	----



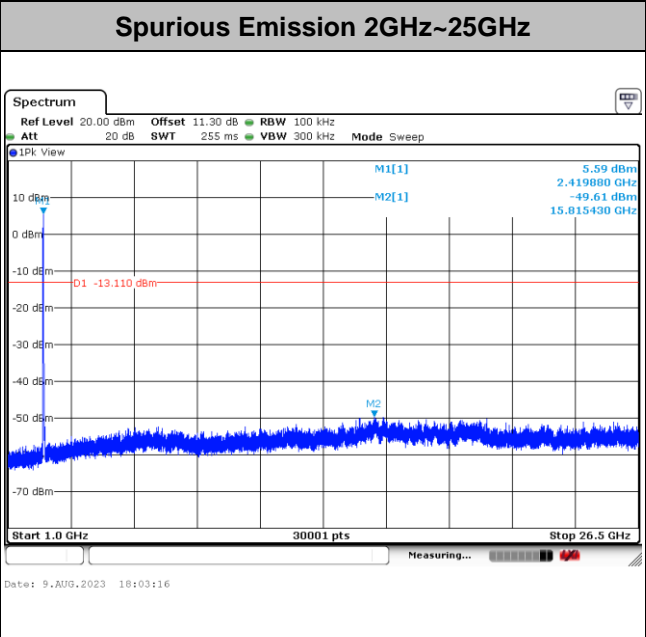
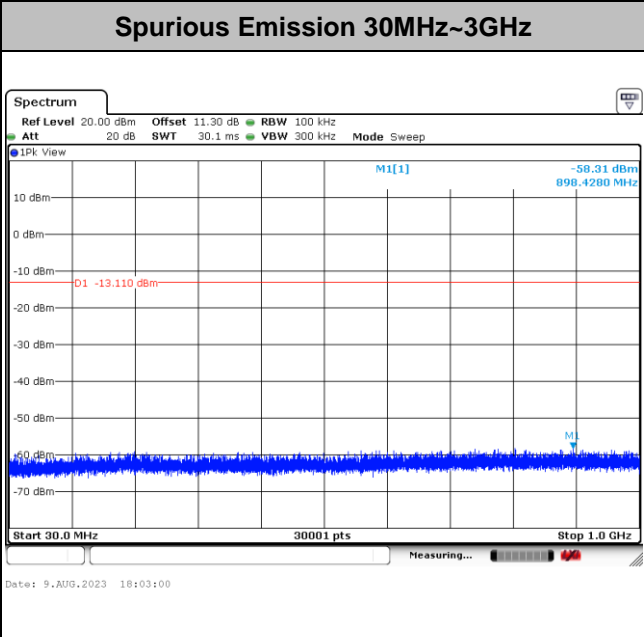
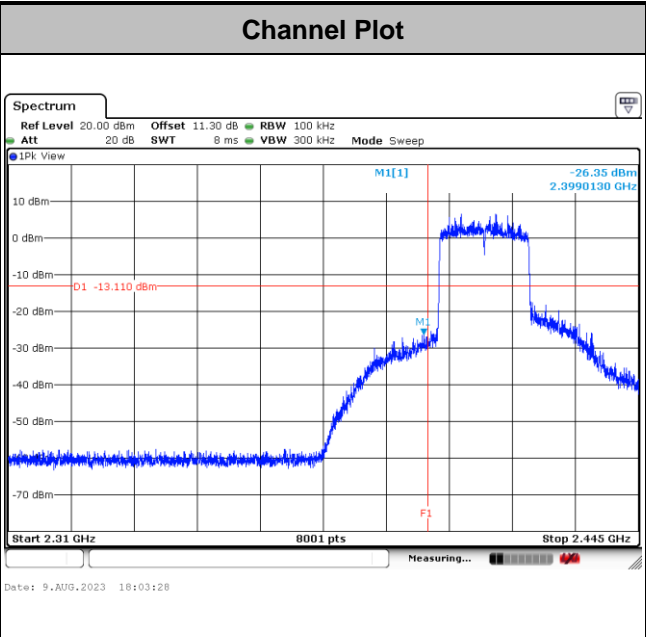
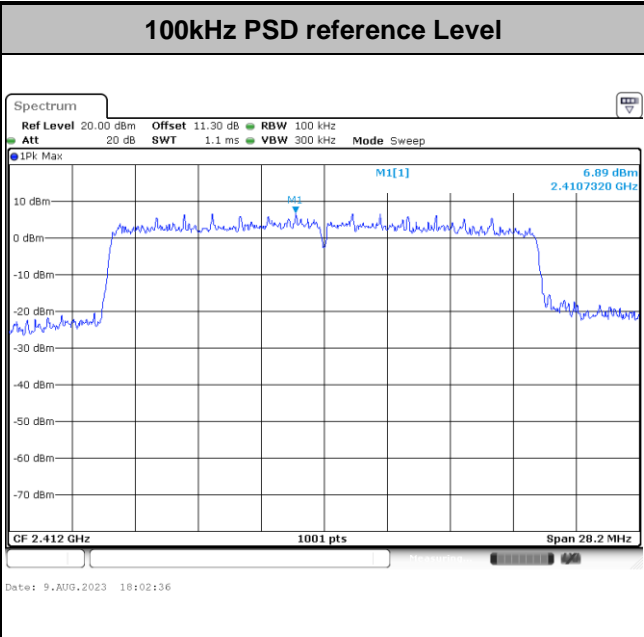


Test Mode :	802.11g	Test Channel :	11
-------------	---------	----------------	----



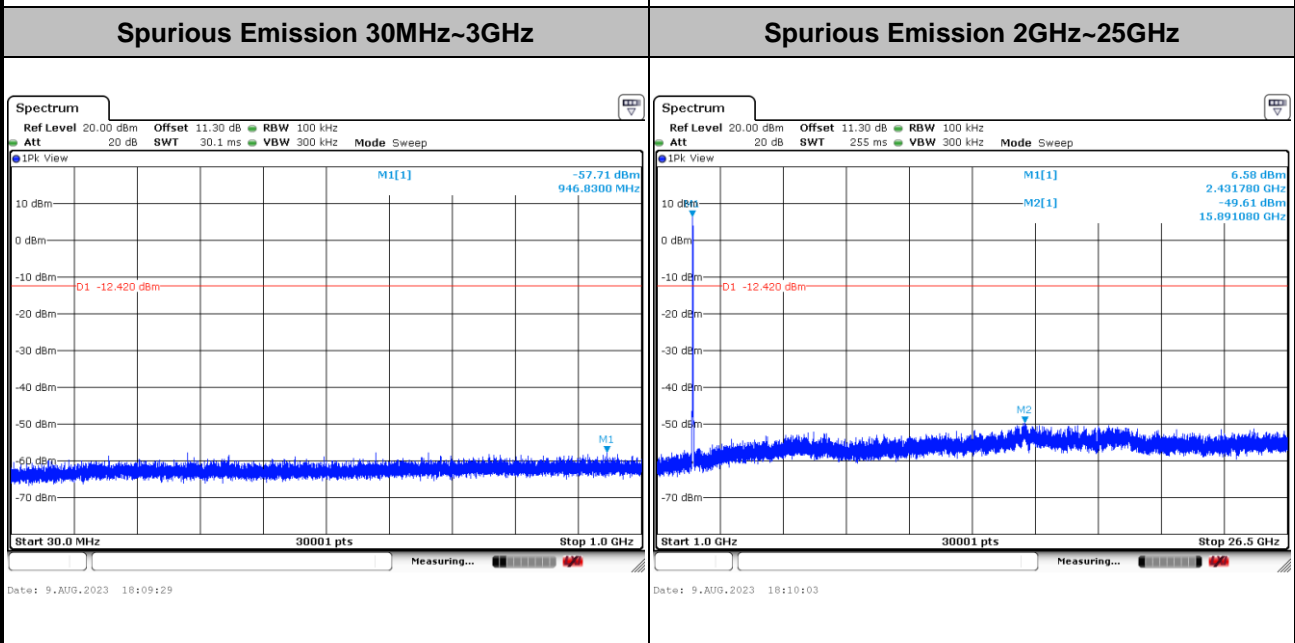
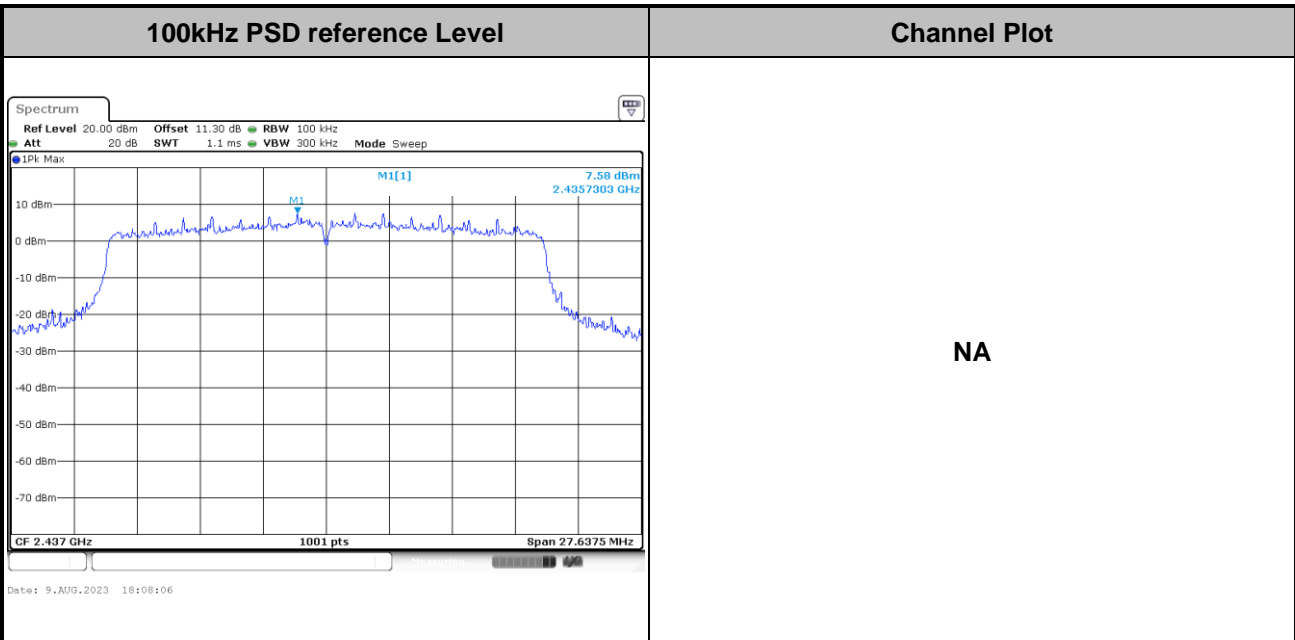


Test Mode : 802.11ax HE20 Test Channel : 01



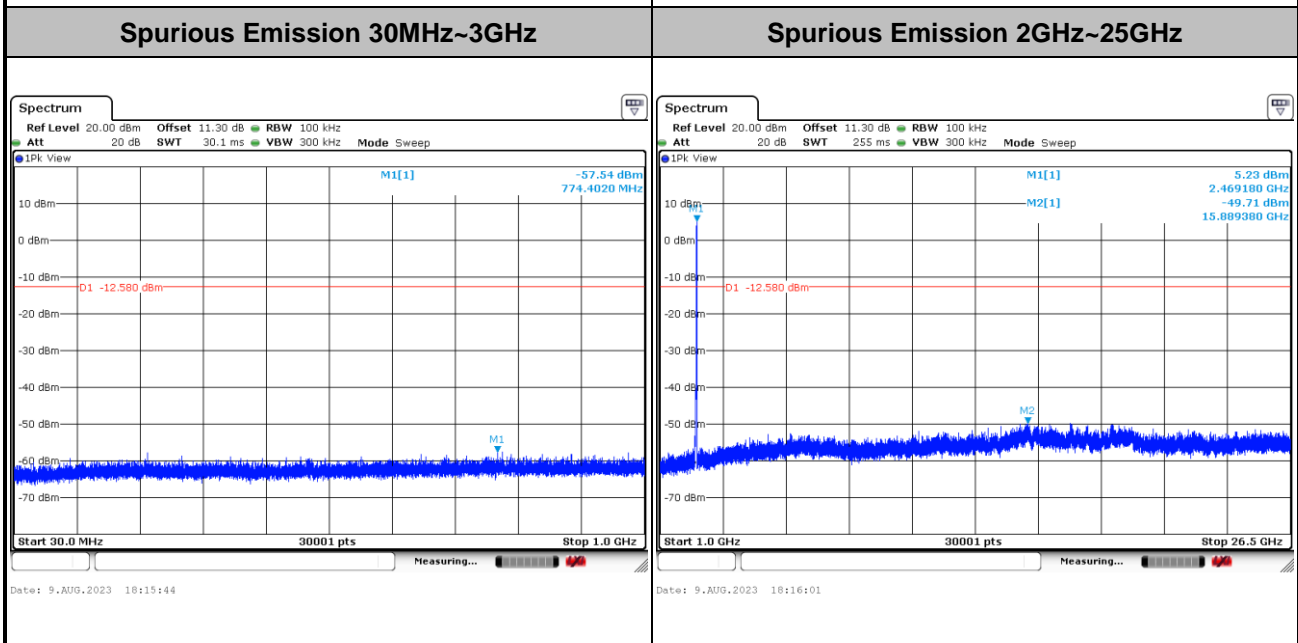
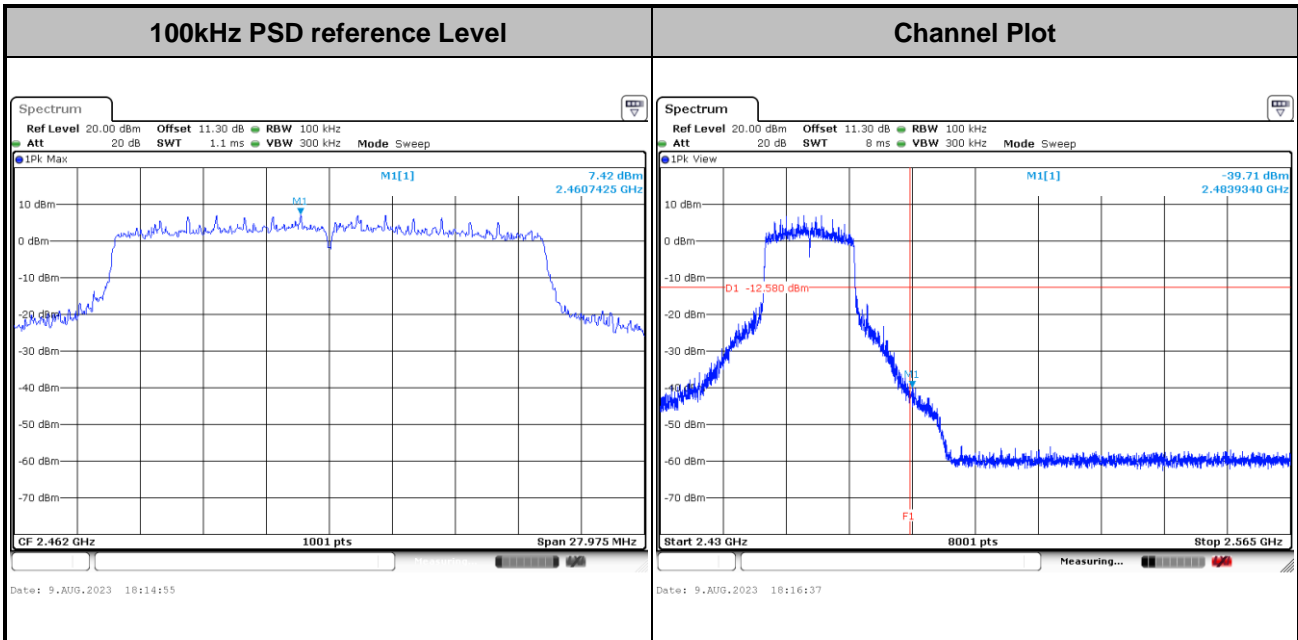


Test Mode :	802.11ax HE20	Test Channel :	06
-------------	---------------	----------------	----





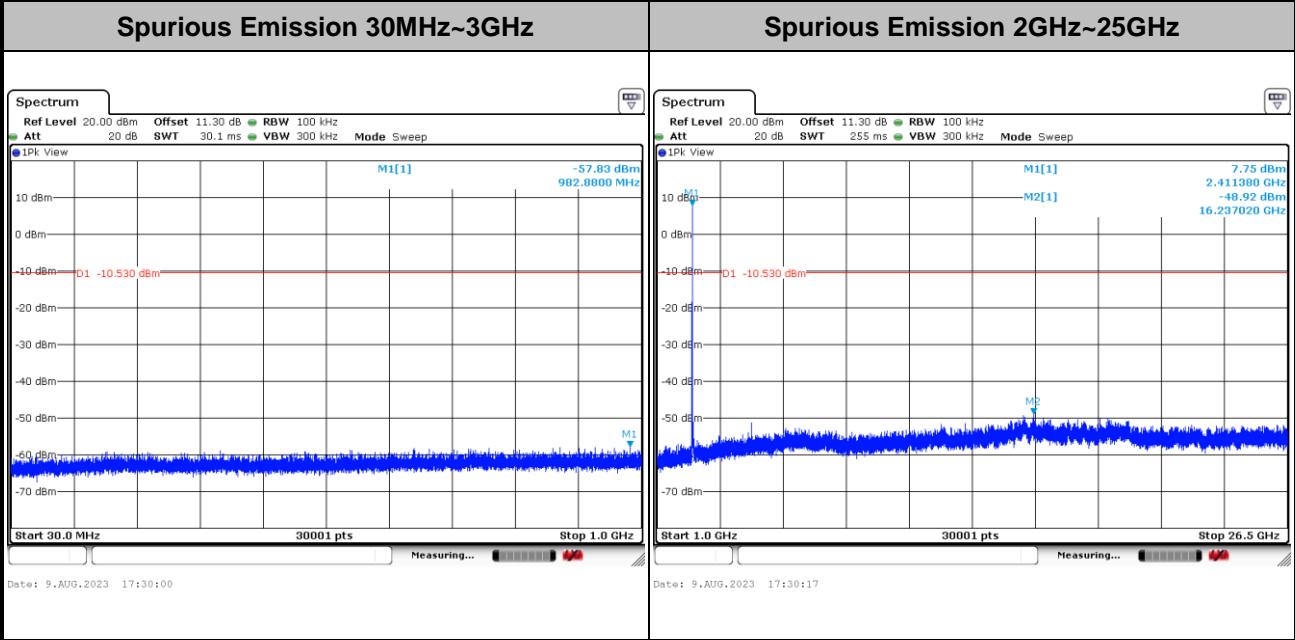
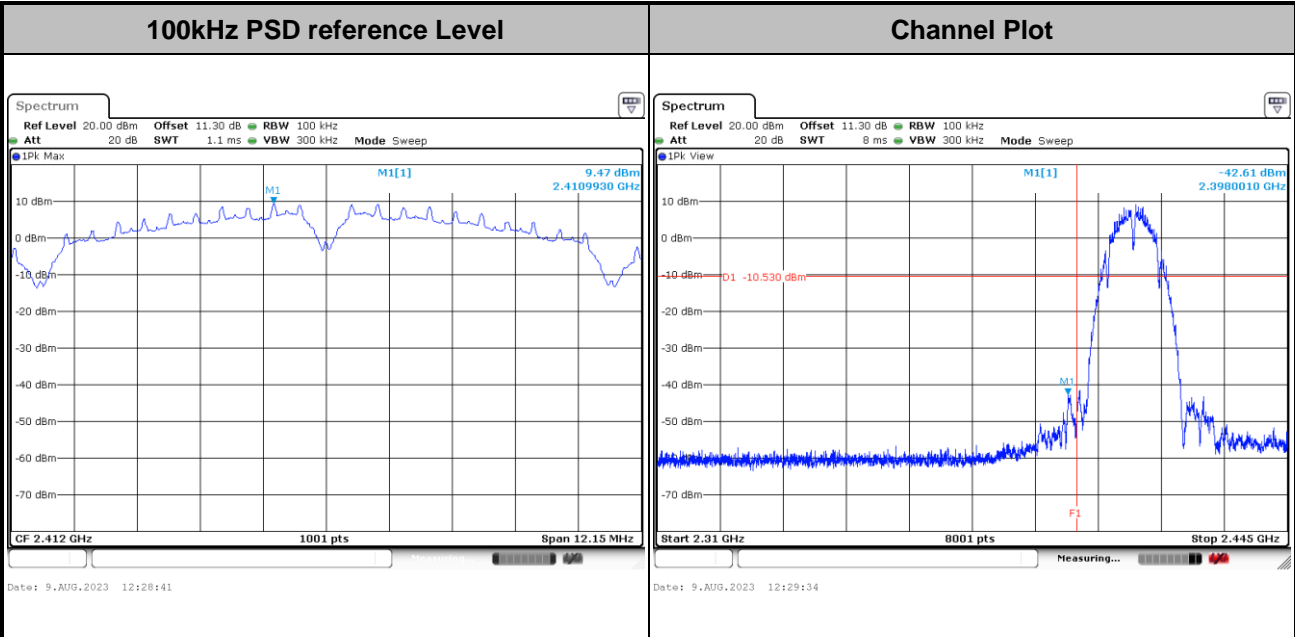
Test Mode :	802.11ax HE20	Test Channel :	11
-------------	---------------	----------------	----





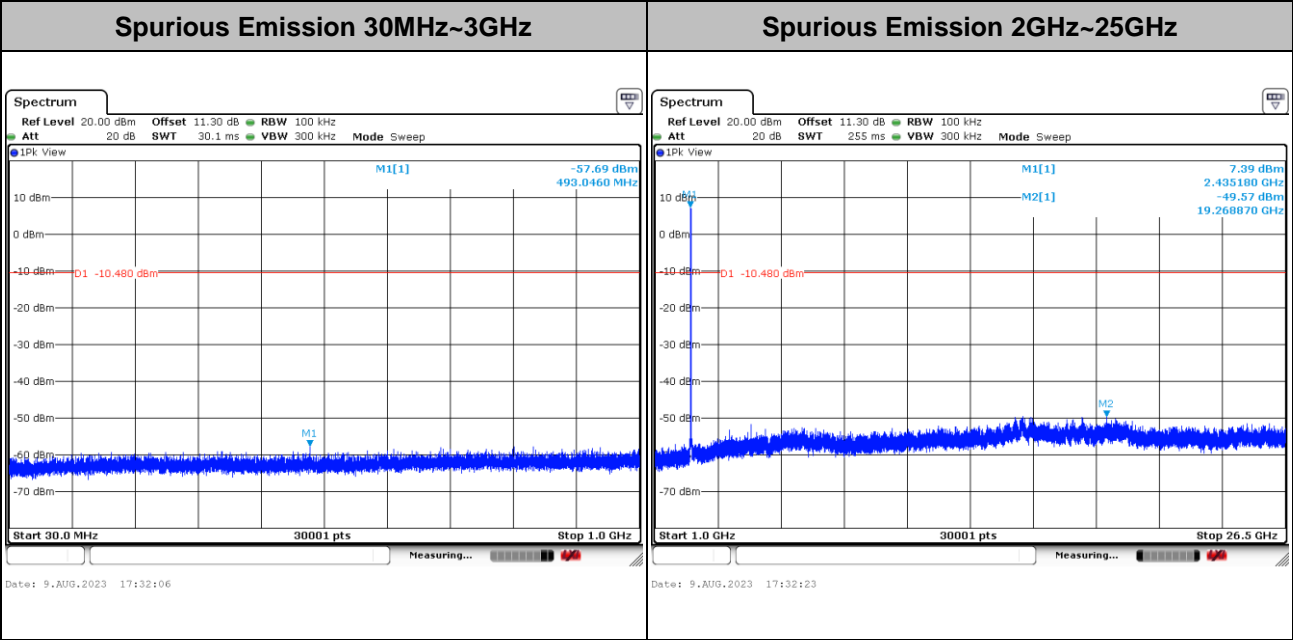
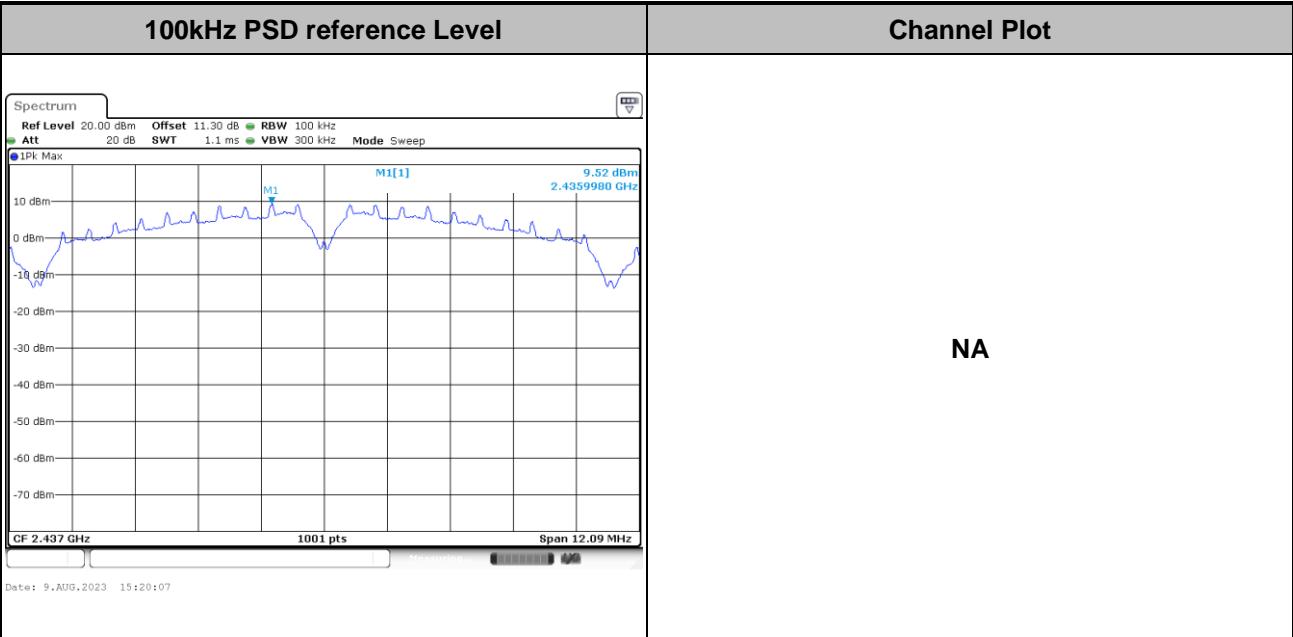
Number of TX = 2, Ant. 8 (Measured)

Test Mode :	802.11b	Test Channel :	01
-------------	---------	----------------	----



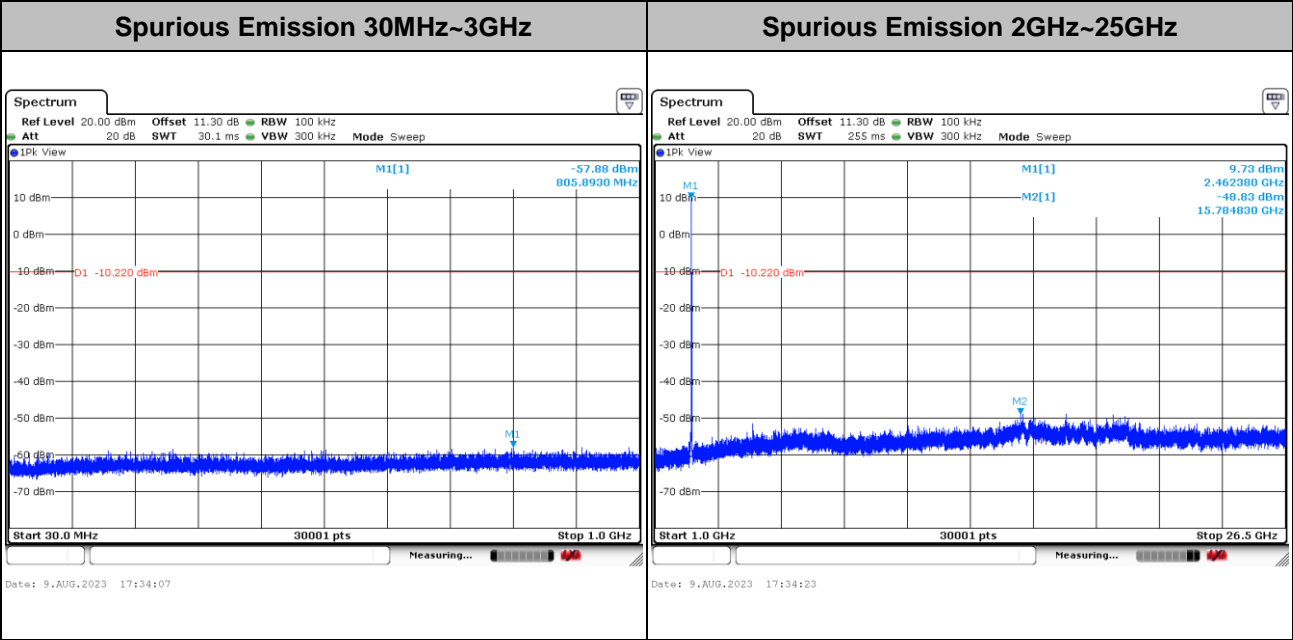
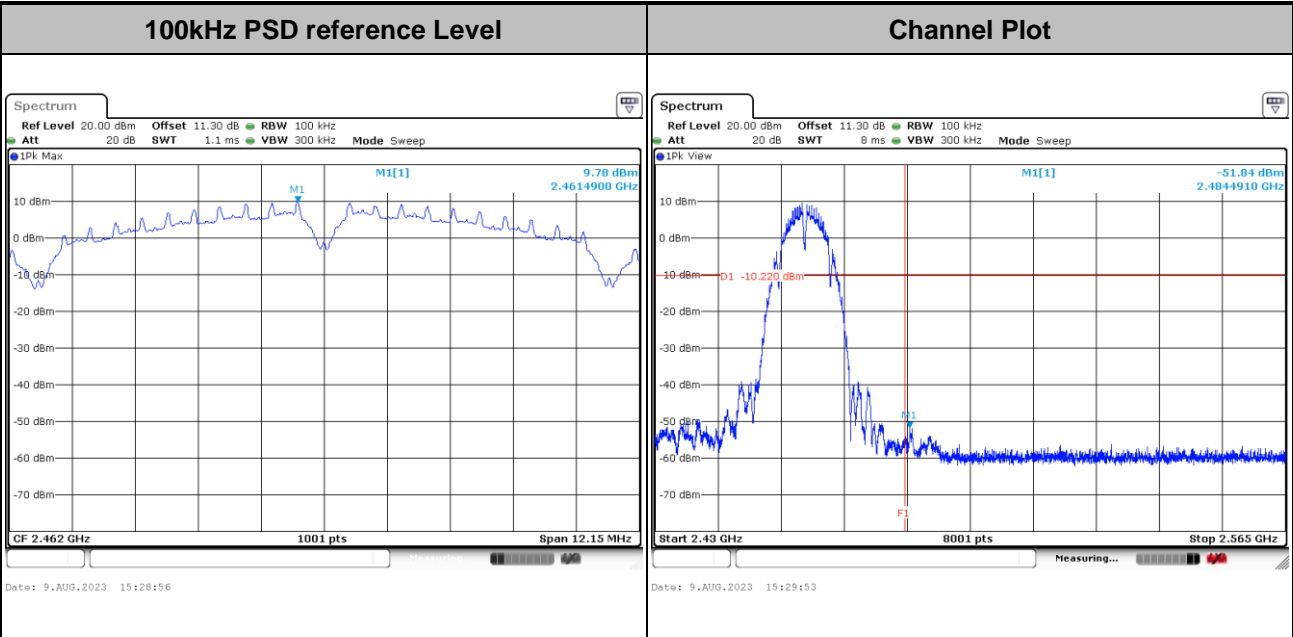


Test Mode :	802.11b	Test Channel :	06
-------------	---------	----------------	----



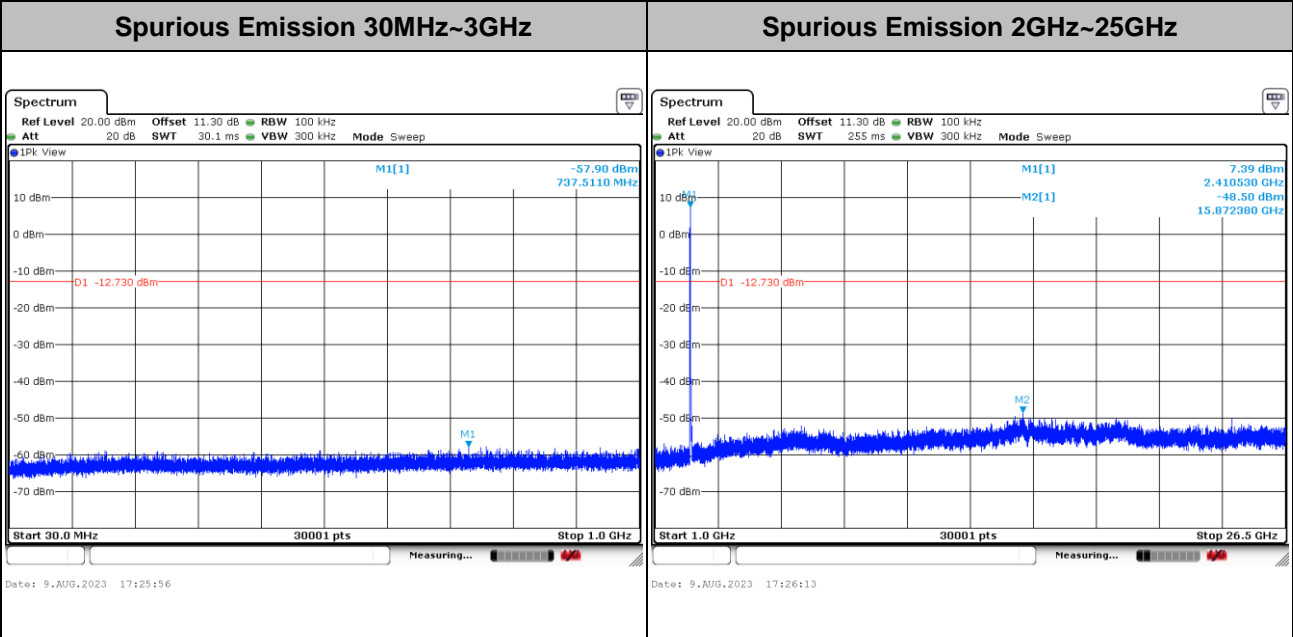
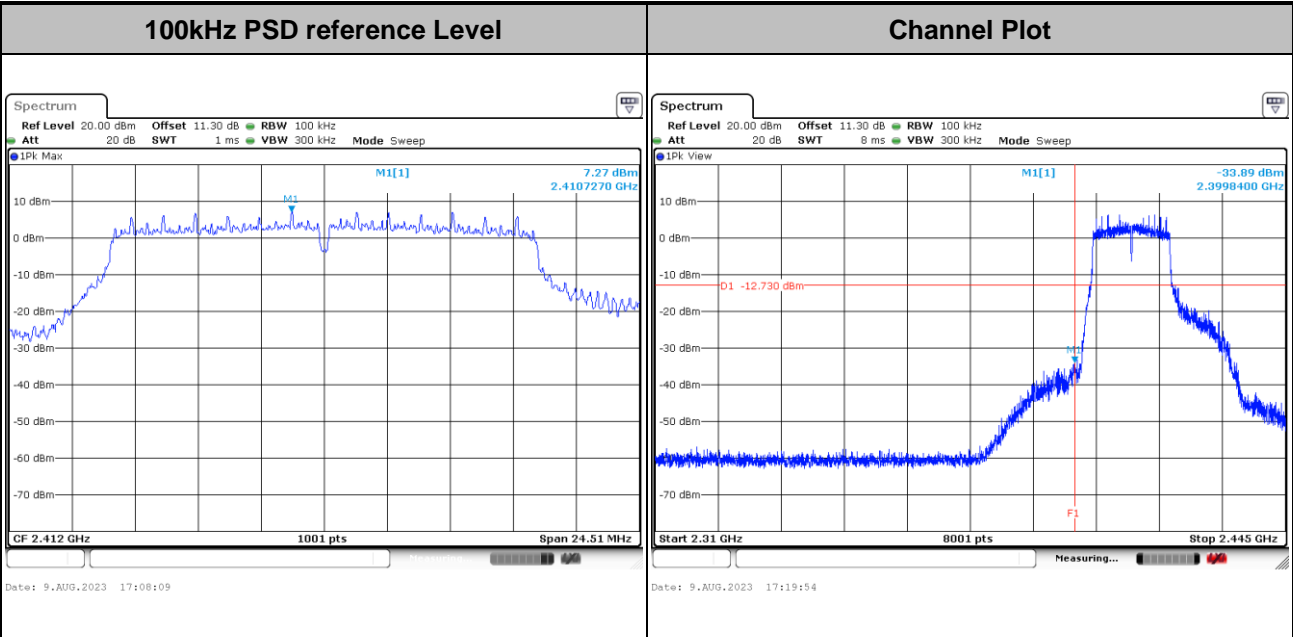


Test Mode :	802.11b	Test Channel :	11
-------------	---------	----------------	----



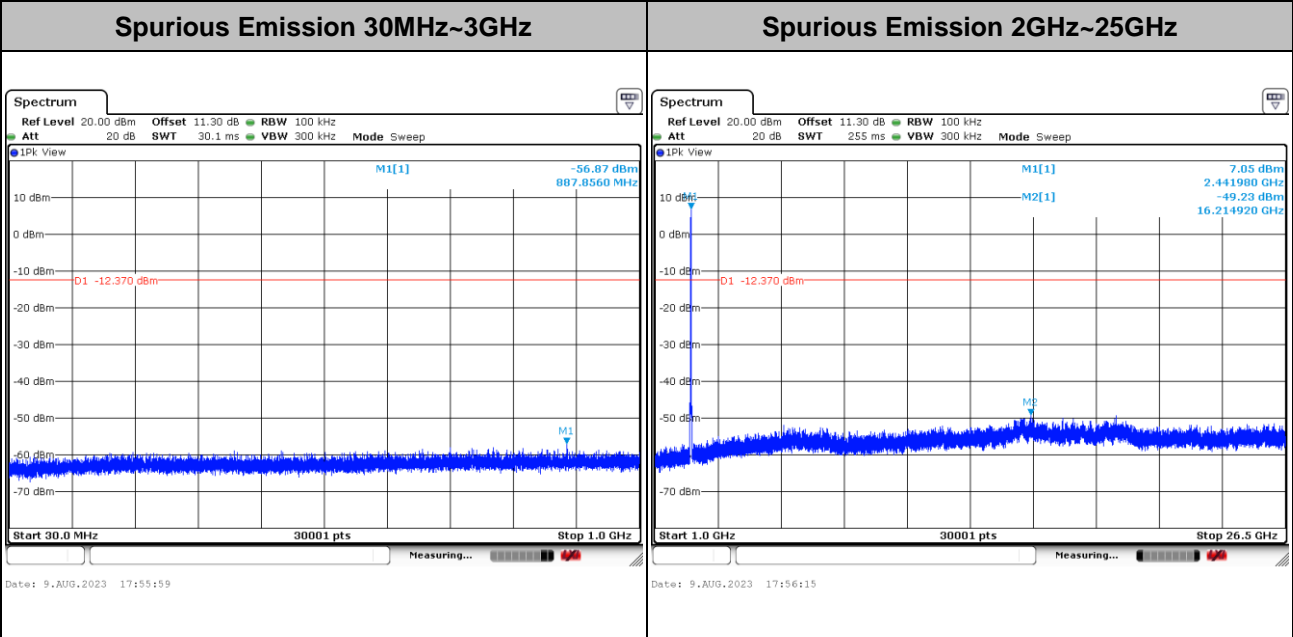
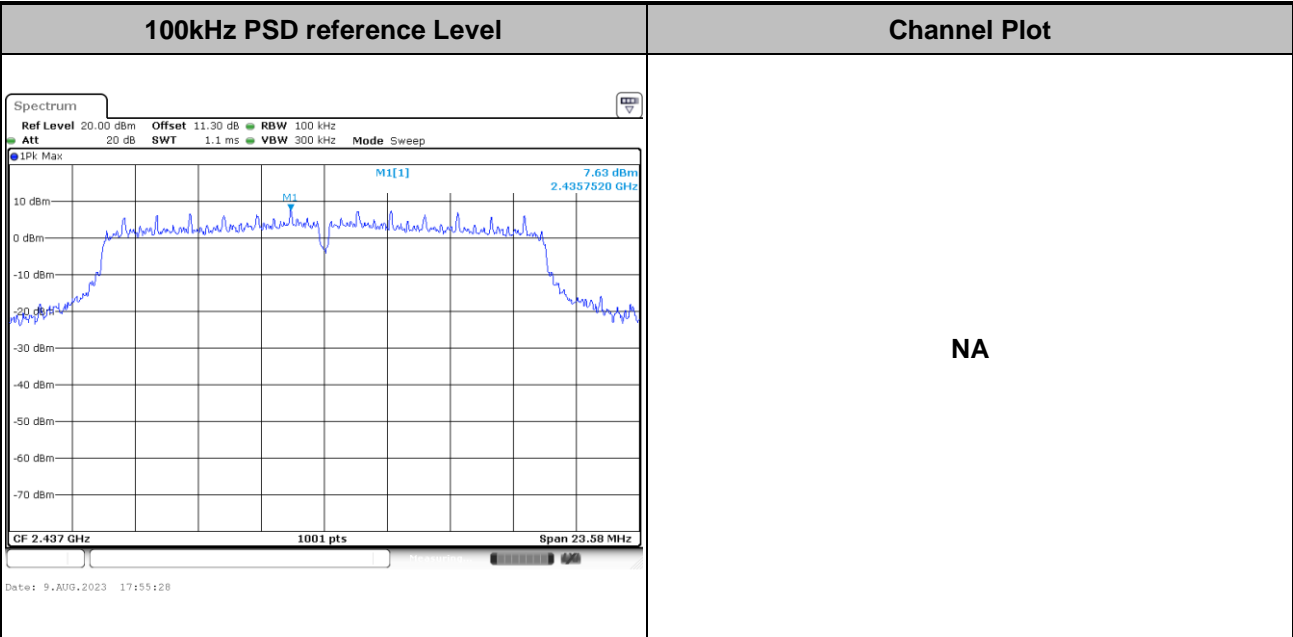


Test Mode : 802.11g Test Channel : 01



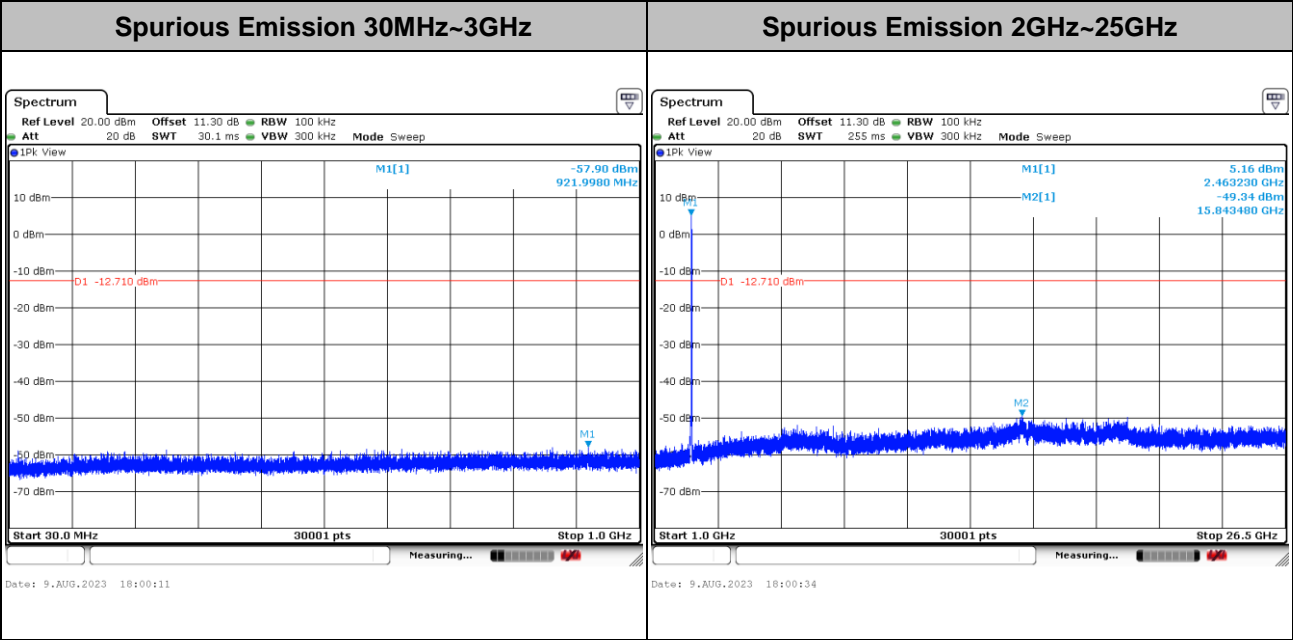
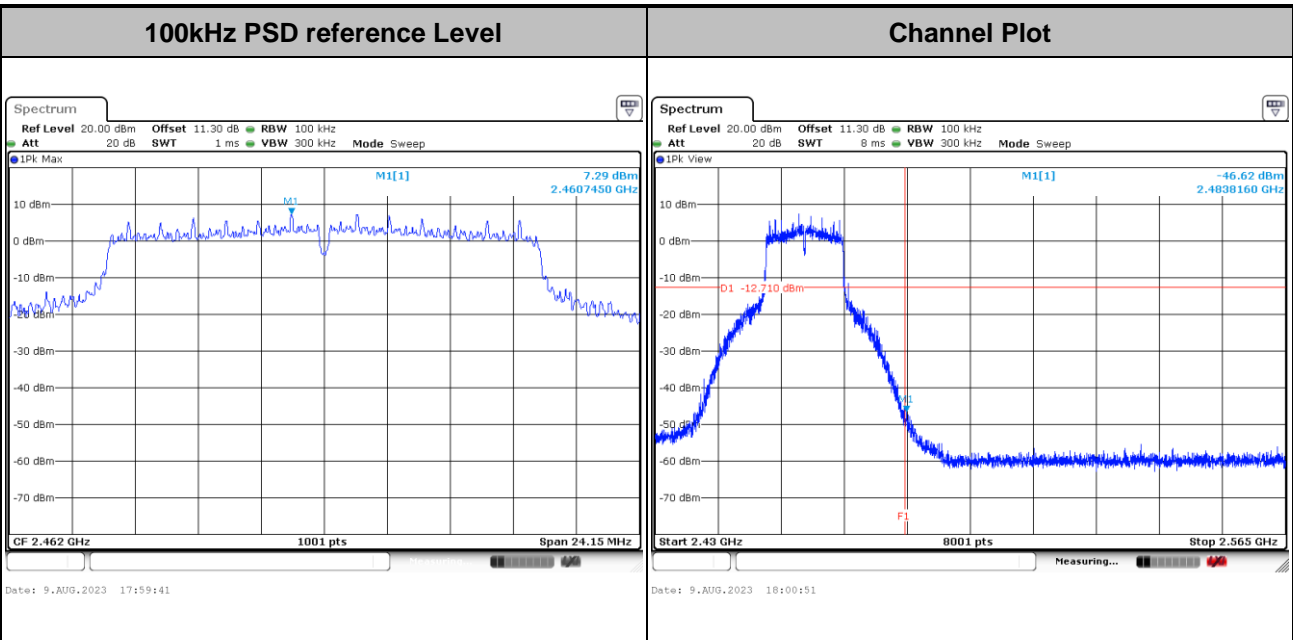


Test Mode :	802.11g	Test Channel :	06
-------------	---------	----------------	----



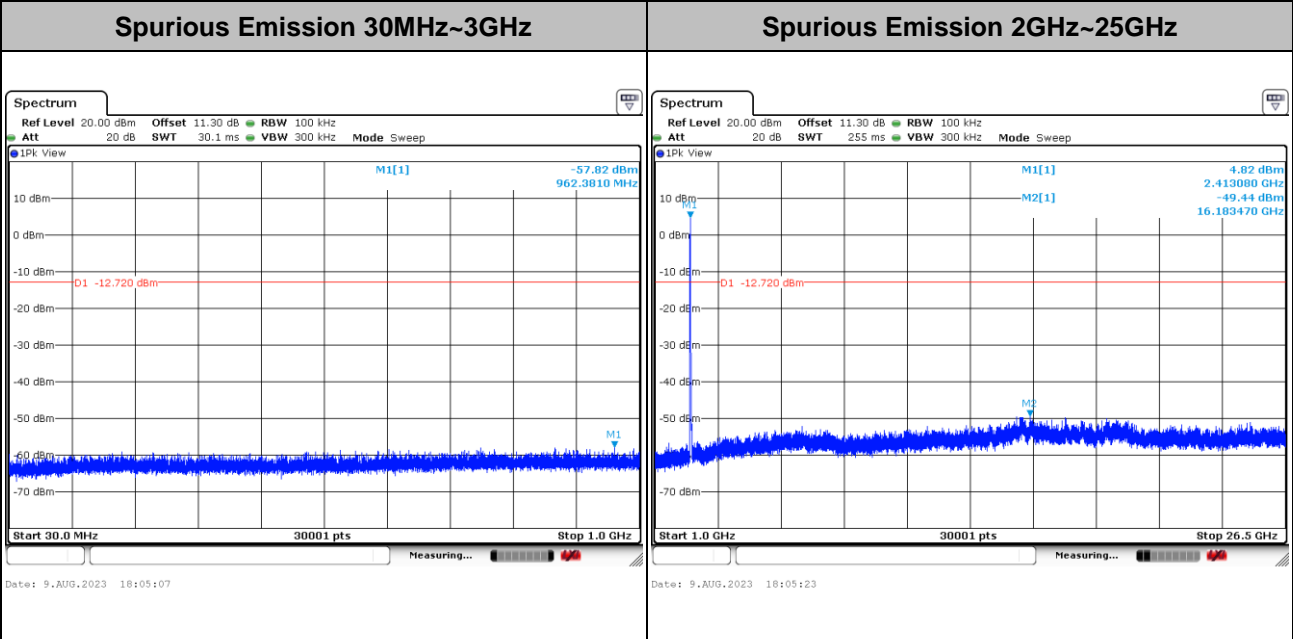
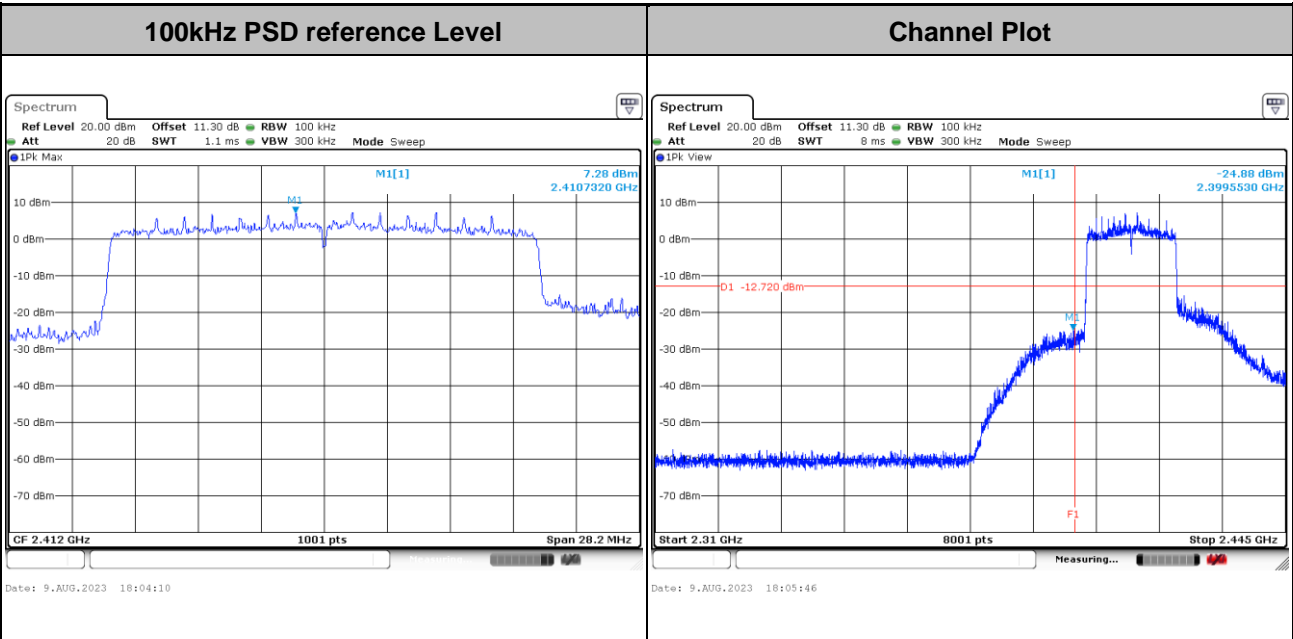


Test Mode :	802.11g	Test Channel :	11
-------------	---------	----------------	----



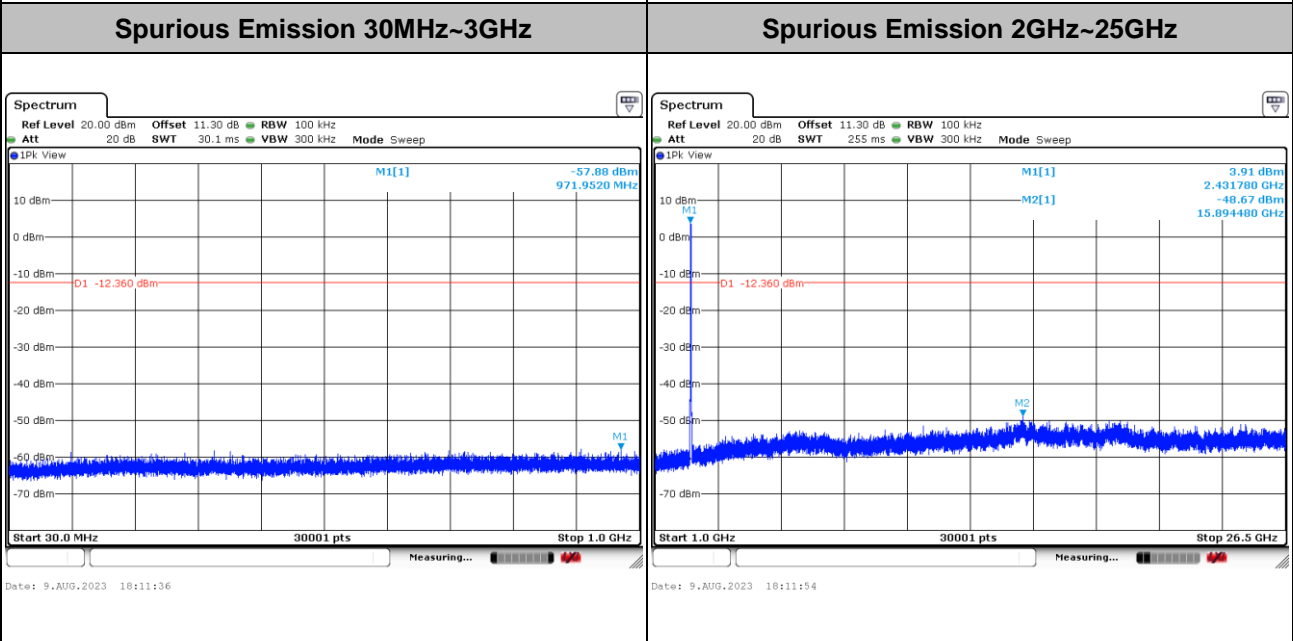
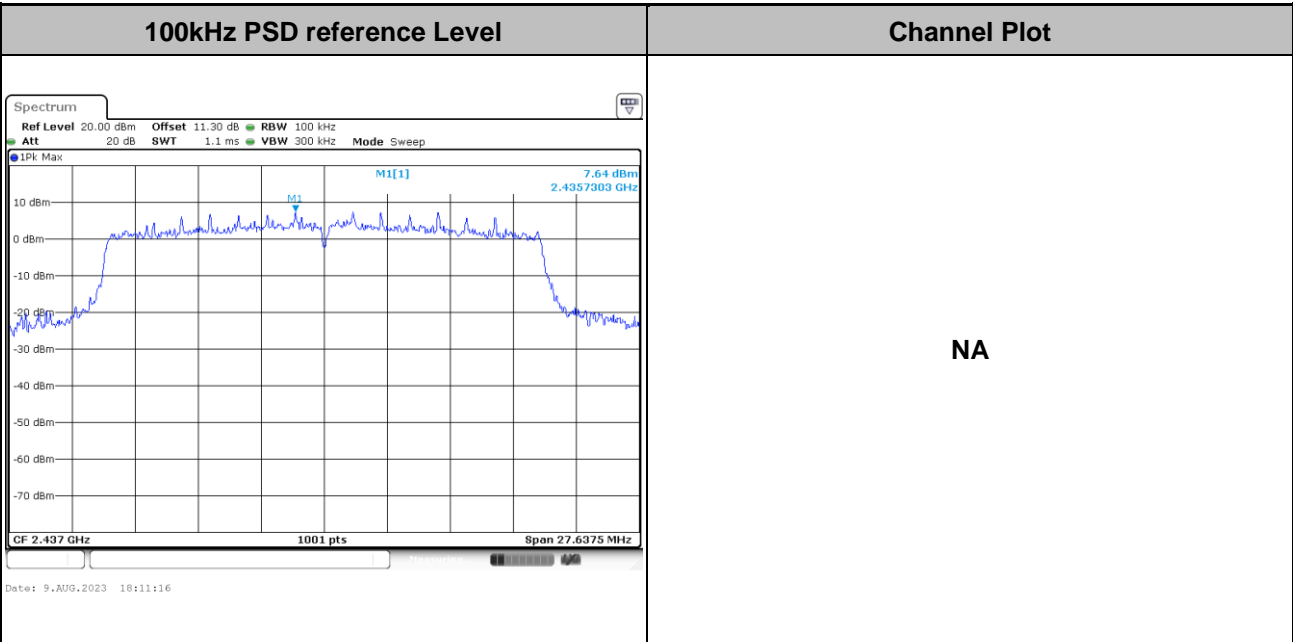


Test Mode : 802.11ax HE20 Test Channel : 01



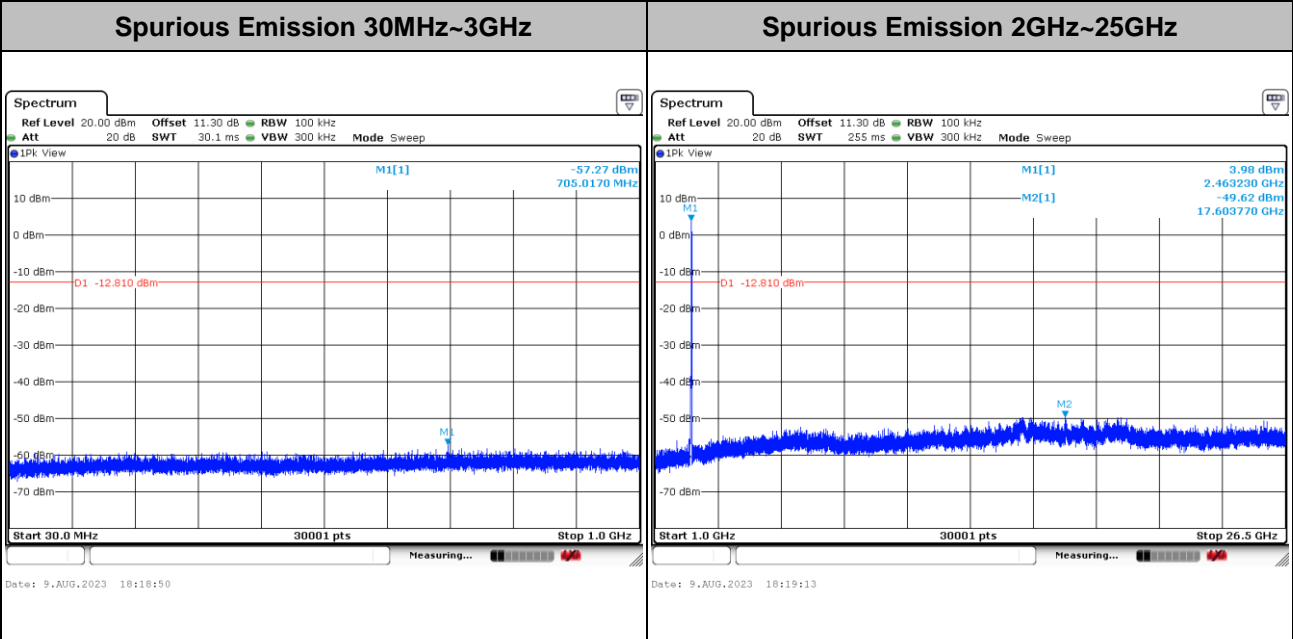
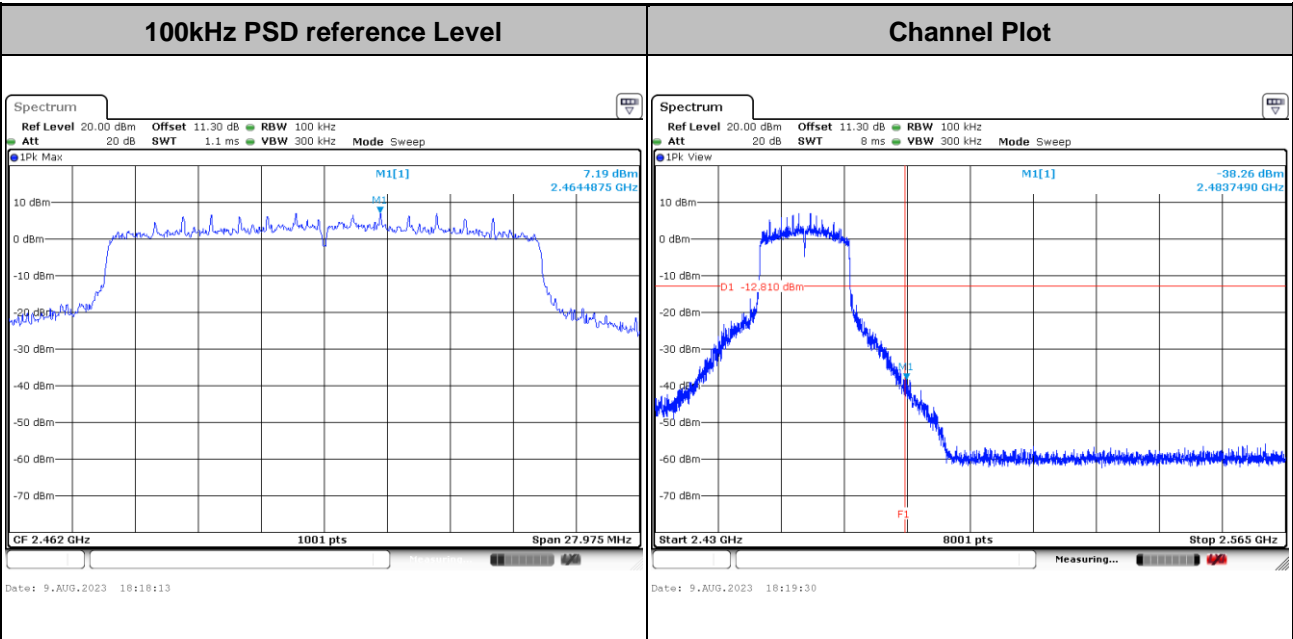


Test Mode :	802.11ax HE20	Test Channel :	06
-------------	---------------	----------------	----





Test Mode :	802.11ax HE20	Test Channel :	11
-------------	---------------	----------------	----





3.5 Radiated Band Edges and Spurious Emission Measurement

3.5.1 Limit of Radiated band edge and Spurious Emission Measurement

In any 100 kHz bandwidth outside the intentional radiator frequency band, all harmonics/spurious must be at least 20 dB below the highest emission level within the authorized band. If the output power of this device was measured by spectrum analyzer, the attenuation under this paragraph shall be 30 dB instead of 20 dB. In addition, radiated emissions which fall in the restricted bands must also comply with the limits as below.

Frequency (MHz)	Field Strength (microvolts/meter)	Measurement Distance (meters)
0.009 – 0.490	2400/F(kHz)	300
0.490 – 1.705	24000/F(kHz)	30
1.705 – 30.0	30	30
30 – 88	100	3
88 – 216	150	3
216 - 960	200	3
Above 960	500	3

3.5.2 Measuring Instruments

The measuring equipment is listed in the section 4 of this test report.

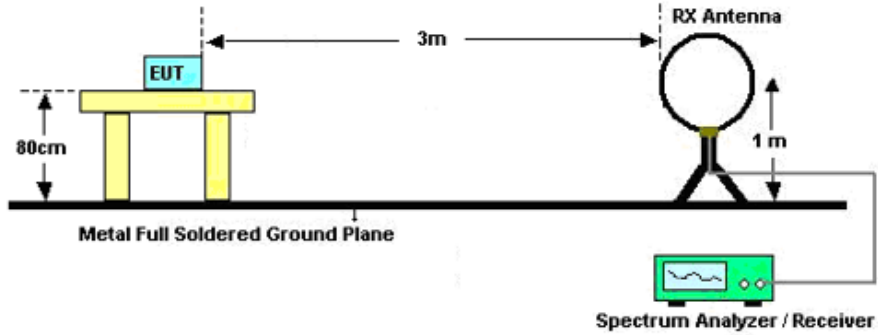


3.5.3 Test Procedures

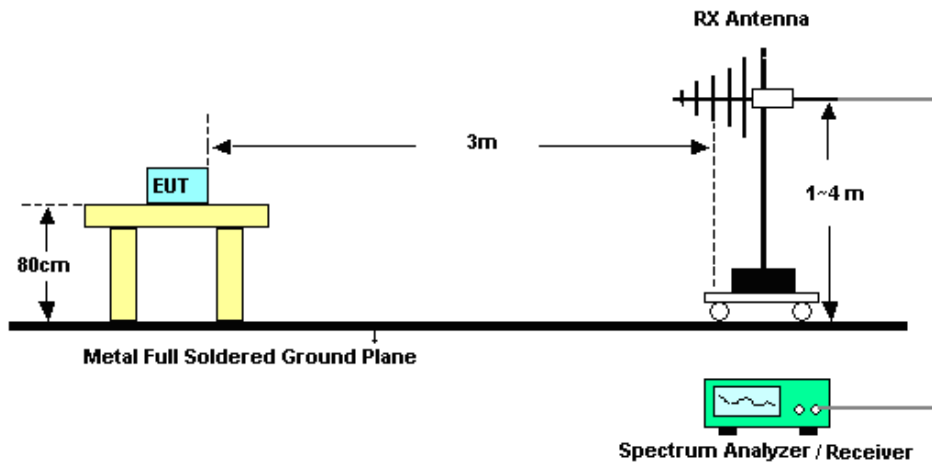
1. The testing follows ANSI C63.10-2013 clause 11.11 & 11.12
2. The EUT was arranged to its worst case and then tune the antenna tower (from 1 m to 4 m) and turntable (from 0 degree to 360 degrees) to find the maximum reading. A pre-amp and a high pass filter are used for the test in order to get better signal level.
3. The EUT was placed on a turntable with 0.8 meter for frequency below 1GHz and 1.5 meter for frequency above 1GHz respectively above ground.
4. The EUT was set 3 meters from the interference receiving antenna, which was mounted on the top of a variable height antenna tower.
5. Corrected Reading: Antenna Factor + Cable Loss + Read Level - Preamp Factor = Level
6. For testing below 1GHz, if the emission level of the EUT in peak mode was 3 dB lower than the limit specified, then peak values of EUT will be reported, otherwise, the emissions will be repeated one by one using the CISPR quasi-peak method and reported.
7. For testing above 1GHz, the emission level of the EUT in peak mode was 20dB lower than peak limit (that means the emission level in average mode also complies with the limit in average mode), then peak values of EUT will be reported, otherwise, the emissions will be measured in average mode again and reported.
8. Use the following spectrum analyzer settings:
 - (1) Span shall wide enough to fully capture the emission being measured;
 - (2) Set RBW=100 kHz for $f < 1$ GHz; VBW \geq RBW; Sweep = auto; Detector function = peak; Trace = max hold;
 - (3) Set RBW = 1 MHz, VBW= 3MHz for $f \geq 1$ GHz for peak measurement.
For average measurement:
 - VBW = 10 Hz, when duty cycle is no less than 98 percent.
 - VBW $\geq 1/T$, when duty cycle is less than 98 percent where T is the minimum transmission duration over which the transmitter is on and is transmitting at its maximum power control level for the tested mode of operation.

3.5.4 Test Setup

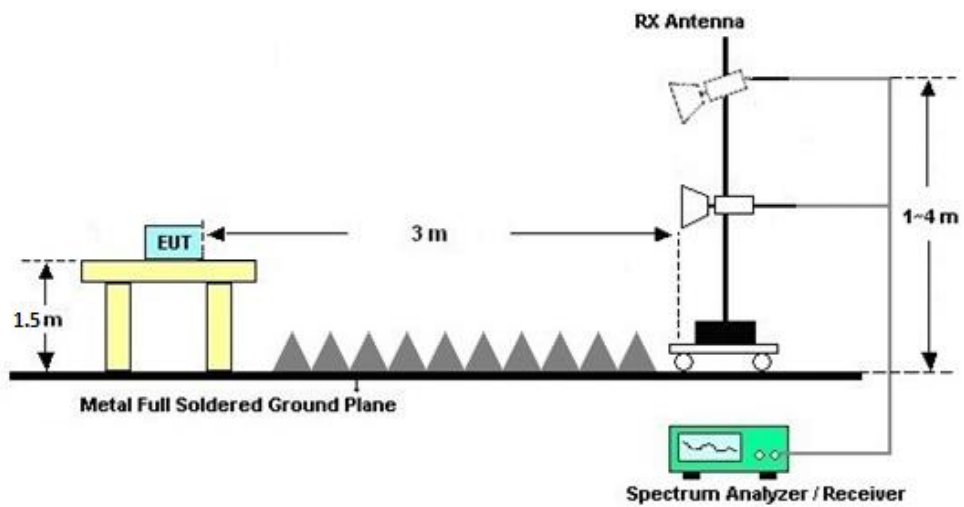
For radiated emissions below 30MHz



For radiated emissions from 30MHz to 1GHz



For radiated emissions above 1GHz





3.5.5 Test Results of Radiated Spurious Emissions (9kHz ~ 30MHz)

The low frequency, which started from 9 kHz to 30MHz, was pre-scanned and the result which was 20dB lower than the limit line was not reported.

There is a comparison data of both open-field test site and semi-Anechoic chamber, and the result came out very similar.

3.5.6 Test Result of Radiated Spurious at Band Edges

Please refer to Appendix C.

3.5.7 Duty Cycle

Please refer to Appendix D.

3.5.8 Test Result of Radiated Spurious Emission (30MHz ~ 10th Harmonic or 40GHz, whichever is lower)

Please refer to Appendix C.



3.6 AC Conducted Emission Measurement

3.6.1 Limit of AC Conducted Emission

For equipment that is designed to be connected to the public utility (AC) power line, the radio frequency voltage that is conducted back onto the AC power line on any frequency or frequencies within the band 150 kHz to 30 MHz shall not exceed the limits in the following table.

Frequency of Emission (MHz)	Conducted Limit (dBµV)	
	Quasi-Peak	Average
0.15-0.5	66 to 56*	56 to 46*
0.5-5	56	46
5-30	60	50

*Decreases with the logarithm of the frequency.

3.6.2 Measuring Instruments

The measuring equipment is listed in the section 4 of this test report.

3.6.3 Test Procedures

1. The EUT was placed 0.4 meter from the conducting wall of the shielding room, and it was kept at least 80 centimeters from any other grounded conducting surface.
2. Connect EUT to the power mains through a line impedance stabilization network (LISN).
3. All the support units are connecting to the other LISN.
4. The LISN provides 50 ohm coupling impedance for the measuring instrument.
5. The FCC states that a 50 ohm, 50 microhenry LISN should be used.
6. Both sides of AC line were checked for maximum conducted interference.
7. The frequency range from 150 kHz to 30 MHz was searched.
8. Set the test-receiver system to Peak Detect Function and specified bandwidth (IF bandwidth = 9kHz) with Maximum Hold Mode.

3.6.4 Test Setup



3.6.5 Test Result of AC Conducted Emission

Please refer to Appendix B.



3.7 Antenna Requirements

3.7.1 Standard Applicable

If directional gain of transmitting Antennas is greater than 6dBi, the power shall be reduced by the same level in dB comparing to gain minus 6dBi. The use of a permanently attached Antenna or of an Antenna that uses a unique coupling to the intentional radiator shall be considered sufficient to comply with the rule.

3.7.2 Antenna Anti-Replacement Construction

An embedded-in antenna design is used.

3.7.3 Antenna Gain

<CDD Modes >

FCC KDB 662911 D01 Multiple Transmitter Output v02r01

For CDD transmissions, directional gain is calculated as

Directional gain = G_{ANT} + Array Gain, where Array Gain is as follows.

For power spectral density (PSD) measurements on all devices,

Array Gain = $10 \log(N_{ANT}/N_{SS}=1)$ dB.

For power measurements on IEEE 802.11 devices,

Array Gain = 0 dB (i.e., no array gain) for $N_{ANT} \leq 4$.

Directional gain may be calculated by using the formulas applicable to equal gain antennas with G_{ANT} set equal to the gain of the antenna having the highest gain;

The EUT supports CDD mode.

For power, the directional gain G_{ANT} is set equal to the antenna having the highest gain, i.e., F)2)f)i).

For PSD, the directional gain calculation is following F)2)f)ii) of KDB 662911 D01 v02r01.

The power and PSD limit should be modified if the directional gain of EUT is over 6 dBi,

The directional gain "DG" is calculated as following table.

<CDD Modes>						
			DG for Power (dBi)	DG for PSD (dBi)	Power Limit Reduction (dB)	PSD Limit Reduction (dB)
	Ant. 9 (dBi)	Ant. 8 (dBi)				
2.4 GHz	-3.30	0.10	0.10	1.58	0.00	0.00



4 List of Measuring Equipment

Instrument	Manufacturer	Model No.	Serial No.	Characteristics	Calibration Date	Test Date	Due Date	Remark
Spectrum Analyzer	R&S	FSV40	101078	10Hz~40GHz	Apr. 06, 2023	Aug. 09, 2023~ Aug. 15, 2023	Apr. 05, 2024	Conducted (TH01-SZ)
Pulse Power Sensor	Anritsu	MA2411B	1339473	30MHz~40GHz	Dec. 27, 2022	Aug. 09, 2023~ Aug. 15, 2023	Dec. 26, 2023	Conducted (TH01-SZ)
Power Meter	Anritsu	ML2495A	1542004	50MHz Bandwidth	Dec. 27, 2022	Aug. 09, 2023~ Aug. 15, 2023	Dec. 26, 2023	Conducted (TH01-SZ)
EMI Test Receiver	R&S	ESR7	101404	9kHz~7GHz	Oct. 19, 2022	Aug. 19, 2023	Oct. 18, 2023	Radiation (03CH04-SZ)
EXA Spectrum Analyzer	KEYSIGHT	N9010A	MY551502 13	10Hz~44GHz	Jul. 07, 2023	Aug. 19, 2023	Jul. 06, 2024	Radiation (03CH04-SZ)
Loop Antenna	R&S	HFH2-Z2	100354	9kHz~30MHz	Jun. 28, 2022	Aug. 19, 2023	Jun. 27, 2024	Radiation (03CH04-SZ)
Bilog Antenna	TeseQ	CBL6111D	41909	30MHz~1GHz	May 14, 2023	Aug. 19, 2023	May 13, 2024	Radiation (03CH04-SZ)
Double Ridge Horn Antenna	SCHWARZBECK	BBHA9120D	9120D-147 4	1GHz~18GHz	Jul. 07, 2023	Aug. 19, 2023	Jul. 06, 2024	Radiation (03CH04-SZ)
Horn Antenna	SCHWARZBECK	BBHA9170	9170#679	15GHz~40GHz	Jul. 08, 2023	Aug. 19, 2023	Jul. 07, 2024	Radiation (03CH04-SZ)
Amplifier	Burgeon	BPA-530	102211	0.01Hz~3000MHz	Oct. 19, 2022	Aug. 19, 2023	Oct. 18, 2023	Radiation (03CH04-SZ)
HF Amplifier	MITEQ	AMF-7D-0010 1800-30-10P-R	1943528	1GHz~18GHz	Oct. 19, 2022	Aug. 19, 2023	Oct. 18, 2023	Radiation (03CH04-SZ)
HF Amplifier	MITEQ	TTA1840-35-HG	1871923	18GHz~40GHz	Jul. 07, 2023	Aug. 19, 2023	Jul. 06, 2024	Radiation (03CH04-SZ)
Amplifier	Agilent Technologies	83017A	MY572801 36	500MHz~26.5GHz	Sep. 30, 2022	Aug. 19, 2023	Sep. 29, 2023	Radiation (03CH04-SZ)
AC Power Source	APC	AFV-S-600B	F11905001 9	N/A	Nov. 10, 2022	Aug. 19, 2023	Nov. 10, 2023	Radiation (03CH04-SZ)
Turn Table	EM	EM1000	N/A	0~360 degree	NCR	Aug. 19, 2023	NCR	Radiation (03CH04-SZ)
Antenna Mast	EM	EM1000	N/A	1 m~4 m	NCR	Aug. 19, 2023	NCR	Radiation (03CH04-SZ)
EMI Receiver	R&S	ESR7	101630	9kHz~7GHz;	Jul. 06, 2023	Aug. 08, 2023	Jul. 05, 2024	Conduction (CO01-SZ)
AC LISN	R&S	ENV216	100063	9kHz~30MHz	Sep. 15, 2022	Aug. 08, 2023	Sep. 14, 2023	Conduction (CO01-SZ)
AC LISN (for auxiliary equipment)	EMCO	3816/2SH	00103892	9kHz~30MHz	Oct. 17, 2022	Aug. 08, 2023	Oct. 16, 2023	Conduction (CO01-SZ)
AC Power Source	Chroma	61602	616020000 891	100Vac~250Vac	Jul. 07, 2023	Aug. 08, 2023	Jul. 06, 2024	Conduction (CO01-SZ)

NCR: No Calibration Required



5 Measurement Uncertainty

The measurement uncertainties shown below were calculated in accordance with the requirements of ANSI 63.10-2013. All the measurement uncertainty value were shown with a coverage K=2 to indicate 95% level of confidence. The measurement data show herein meets or exceeds the CISPR measurement uncertainty values specified in CISPR 16-4-2 and can be compared directly to specified limit to determine compliance.

Uncertainty of Conducted Measurement

Test Item	Uncertainty
Conducted Power	±1.34 dB
Conducted Emissions	±1.34 dB
Occupied Channel Bandwidth	±0.13 %
Conducted Power Spectral Density	±1.32 dB

Uncertainty of Conducted Emission Measurement (150 kHz ~ 30 MHz)

Measuring Uncertainty for a Level of Confidence of 95% (U = 2Uc(y))	2.7dB
---	-------

Uncertainty of Radiated Emission Measurement (30 MHz ~ 1000 MHz)

Measuring Uncertainty for a Level of Confidence of 95% (U = 2Uc(y))	5.1dB
---	-------

Uncertainty of Radiated Emission Measurement (1000 MHz ~ 18000 MHz)

Measuring Uncertainty for a Level of Confidence of 95% (U = 2Uc(y))	4.8dB
---	-------

Uncertainty of Radiated Emission Measurement (18000 MHz ~ 40000 MHz)

Measuring Uncertainty for a Level of Confidence of 95% (U = 2Uc(y))	5.1dB
---	-------

----- THE END -----



Appendix A. Conducted Test Results

A1. Conducted Test Results

Test Engineer:	Chen Ran	Temperature:	21~25	°C
Test Date:	2023/8/09~2023/8/15	Relative Humidity:	51~54	%

TEST RESULTS DATA
6dB and 99% Occupied Bandwidth

2.4GHz Band MIMO								
Mod.	Data Rate	NTX	CH.	Freq. (MHz)	99% Occupied BW (MHz)	6dB BW (MHz)	6dB BW Limit (MHz)	Pass/Fail
					Ant 9	Ant 9		
11b	1Mbps	2	1	2412	12.84	8.10	0.50	Pass
11b	1Mbps	2	6	2437	12.29	8.06	0.50	Pass
11b	1Mbps	2	11	2462	12.79	8.10	0.50	Pass
11g	6Mbps	2	1	2412	17.28	16.34	0.50	Pass
11g	6Mbps	2	6	2437	16.73	15.72	0.50	Pass
11g	6Mbps	2	11	2462	17.13	16.10	0.50	Pass

TEST RESULTS DATA
6dB and 99% Occupied Bandwidth

2.4GHz Band MIMO									
Mod.	Data Rate	NTX	CH.	Freq. (MHz)	RU Config.	99% Occupied BW (MHz)	6dB BW (MHz)	6dB BW Limit (MHz)	Pass/Fail
						Ant 9	Ant 9		
HE20	MCS0	1	1	2412	Full	18.98	18.80	0.50	Pass
HE20	MCS0	1	6	2437	Full	19.03	18.43	0.50	Pass
HE20	MCS0	1	11	2462	Full	19.13	18.65	0.50	Pass

TEST RESULTS DATA
Peak Output Power

2.4GHz Band MIMO																
Mod.	Data Rate	Ntx	CH.	Freq. (MHz)	Peak Conducted Power (dBm)			Conducted Power Limit (dBm)		DG (dBi)		EIRP Power (dBm)		EIRP Power Limit (dBm)		Pass /Fail
					Ant 9	Ant 8	SUM	Ant 9	Ant 8	Ant 9	Ant 8	Ant 9	Ant 8	Ant 9	Ant 8	
11b	1Mbps	2	1	2412	20.16	19.86	23.02	30.00		0.10		23.12		36.00	Pass	
11b	1Mbps	2	6	2437	20.74	20.46	23.61	30.00		0.10		23.71		36.00	Pass	
11b	1Mbps	2	11	2462	20.53	20.16	23.36	30.00		0.10		23.46		36.00	Pass	
11g	6Mbps	2	1	2412	23.97	23.36	26.69	30.00		0.10		26.79		36.00	Pass	
11g	6Mbps	2	6	2437	25.31	24.84	28.09	30.00		0.10		28.19		36.00	Pass	
11g	6Mbps	2	11	2462	23.15	22.97	26.07	30.00		0.10		26.17		36.00	Pass	

Note: Measured power (dBm) has offset with cable loss.

TEST RESULTS DATA
Peak Output Power

2.4GHz Band MIMO																	
Mod.	Data Rate	NTX	CH.	Freq. (MHz)	RU Config.	Peak Conducted Power (dBm)			Conducted Power Limit (dBm)		DG (dBi)		EIRP Power (dBm)		EIRP Power Limit (dBm)		Pass /Fail
						Ant 9	Ant 8	SUM	Ant 9	Ant 8	Ant 9	Ant 8	Ant 9	Ant 8	Ant 9	Ant 8	
HE20	MCS0	2	1	2412	Full	24.33	23.48	26.94	30.00		0.10		27.04		36.00		Pass
HE20	MCS0	2	1	2412	26/0	20.04	19.90	22.98	30.00		0.10		23.08		36.00		Pass
HE20	MCS0	2	1	2412	52/37	24.33	23.36	26.88	30.00		0.10		26.98		36.00		Pass
HE20	MCS0	2	1	2412	106/53	24.35	23.42	26.92	30.00		0.10		27.02		36.00		Pass
HE20	MCS0	2	6	2437	Full	25.56	24.82	28.22	30.00		0.10		28.32		36.00		Pass
HE20	MCS0	2	11	2462	Full	24.30	23.85	27.09	30.00		0.10		27.19		36.00		Pass
HE20	MCS0	2	11	2462	26/8	19.47	19.44	22.47	30.00		0.10		22.57		36.00		Pass
HE20	MCS0	2	11	2462	52/40	23.81	23.60	26.72	30.00		0.10		26.82		36.00		Pass
HE20	MCS0	2	11	2462	106/54	24.12	23.88	27.01	30.00		0.10		27.11		36.00		Pass

Note: Measured power (dBm) has offset with cable loss.

TEST RESULTS DATA
Average Output Power

2.4GHz Band MIMO																
Mod.	Data Rate	NTX	CH.	Freq. (MHz)	Average Conducted Power (dBm)			Conducted Power Limit (dBm)		DG (dBi)		EIRP Power (dBm)		EIRP Power Limit (dBm)		Pass /Fail
					Ant 9	Ant 8	SUM	Ant 9	Ant 8	Ant 9	Ant 8	Ant 9	Ant 8	Ant 9	Ant 8	
11b	1Mbps	2	1	2412	18.10	18.00	21.06	30.00		0.10		21.16		36.00		Pass
11b	1Mbps	2	6	2437	18.70	18.20	21.47	30.00		0.10		21.57		36.00		Pass
11b	1Mbps	2	11	2462	18.40	18.00	21.21	30.00		0.10		21.31		36.00		Pass
11g	6Mbps	2	1	2412	17.60	18.00	20.81	30.00		0.10		20.91		36.00		Pass
11g	6Mbps	2	6	2437	18.10	18.10	21.11	30.00		0.10		21.21		36.00		Pass
11g	6Mbps	2	11	2462	16.80	16.70	19.76	30.00		0.10		19.86		36.00		Pass

Note: Measured power (dBm) has offset with cable loss.

TEST RESULTS DATA
Average Output Power

2.4GHz Band MIMO																	
Mod.	Data Rate	NTX	CH.	Freq. (MHz)	RU Config.	Average Conducted Power (dBm)			Conducted Power Limit (dBm)		DG (dBi)		EIRP Power (dBm)		EIRP Power Limit (dBm)		Pass /Fail
						Ant 9	Ant 8	SUM	Ant 9	Ant 8	Ant 9	Ant 8	Ant 9	Ant 8	Ant 9	Ant 8	
HE20	MCS0	2	1	2412	Full	15.90	16.20	19.06	30.00		0.10		19.16		36.00		Pass
HE20	MCS0	2	1	2412	26/0	9.10	9.00	12.06	30.00		0.10		12.16		36.00		Pass
HE20	MCS0	2	1	2412	52/37	12.10	11.90	15.01	30.00		0.10		15.11		36.00		Pass
HE20	MCS0	2	1	2412	106/53	15.20	15.10	18.16	30.00		0.10		18.26		36.00		Pass
HE20	MCS0	2	6	2437	Full	18.10	18.10	21.11	30.00		0.10		21.21		36.00		Pass
HE20	MCS0	2	11	2462	Full	16.60	16.50	19.56	30.00		0.10		19.66		36.00		Pass
HE20	MCS0	2	11	2462	26/8	9.10	8.80	11.96	30.00		0.10		12.06		36.00		Pass
HE20	MCS0	2	11	2462	52/40	12.70	12.70	15.71	30.00		0.10		15.81		36.00		Pass
HE20	MCS0	2	11	2462	106/54	15.50	15.40	18.46	30.00		0.10		18.56		36.00		Pass

Note: Measured power (dBm) has offset with cable loss.

TEST RESULTS DATA
Peak Power Spectral Density

2.4GHz Band MIMO												
Mod.	Data Rate	NTX	CH.	Freq. (MHz)	Peak PSD (dBm/3kHz)			DG (dBi)		Peak PSD Limit (dBm/3kHz)		Pass/Fail
					Ant 9	Ant 8	Worse + 3.01	Ant 9	Ant 8	Ant 9	Ant 8	
11b	1Mbps	2	1	2412	-4.69	-3.80	-0.79	0.10		8.00		Pass
11b	1Mbps	2	6	2437	-3.41	-3.92	-0.40	0.10		8.00		Pass
11b	1Mbps	2	11	2462	-3.98	-4.87	-0.97	0.10		8.00		Pass
11g	6Mbps	2	1	2412	-7.67	-6.35	-3.34	0.10		8.00		Pass
11g	6Mbps	2	6	2437	-5.76	-5.54	-2.53	0.10		8.00		Pass
11g	6Mbps	2	11	2462	-6.12	-6.87	-3.11	0.10		8.00		Pass

Measured power density (dBm) has offset with cable loss.

TEST RESULTS DATA
Peak Power Spectral Density

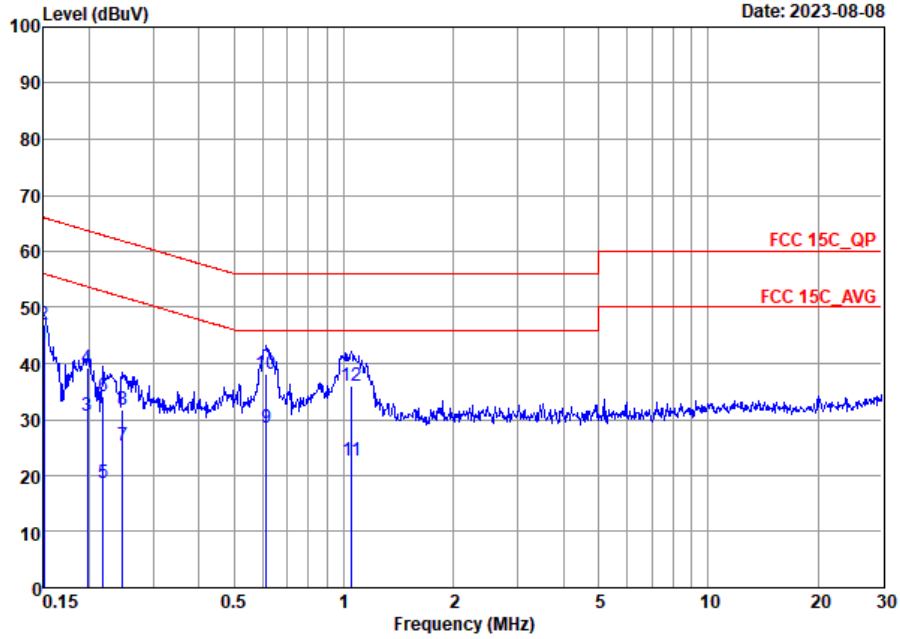
2.4GHz Band MIMO													
Mod.	Data Rate	NTX	CH.	Freq. (MHz)	RU Config.	Peak PSD (dBm/3kHz)			DG (dBi)		Peak PSD Limit (dBm/3kHz)		Pass/Fail
						Ant 9	Ant 8	Worse + 3.01	Ant 9	Ant 8	Ant 9	Ant 8	
HE20	MCS0	2	1	2412	Full	-8.11	-7.90	-4.89	1.58		8.00		Pass
HE20	MCS0	2	1	2412	26/0	-8.56	-8.07	-5.06	1.58		8.00		Pass
HE20	MCS0	2	1	2412	52/37	-8.38	-8.29	-5.28	1.58		8.00		Pass
HE20	MCS0	2	1	2412	106/53	-8.44	-8.11	-5.10	1.58		8.00		Pass
HE20	MCS0	2	6	2437	Full	-6.34	-5.88	-2.87	1.58		8.00		Pass
HE20	MCS0	2	11	2462	Full	-7.13	-7.09	-4.08	1.58		8.00		Pass
HE20	MCS0	2	11	2462	26/8	-7.58	-7.55	-4.54	1.58		8.00		Pass
HE20	MCS0	2	11	2462	52/40	-7.14	-7.18	-4.13	1.58		8.00		Pass
HE20	MCS0	2	11	2462	106/54	-7.34	-7.14	-4.13	1.58		8.00		Pass

Measured power density (dBm) has offset with cable loss.



Appendix B. AC Conducted Emission Test Results

Test Engineer :	Lily Qiu	Temperature :	22~24°C
		Relative Humidity :	44~50%
Test Voltage :	120Vac / 60Hz	Phase :	Line
Remark :	All emissions not reported here are more than 10 dB below the prescribed limit.		

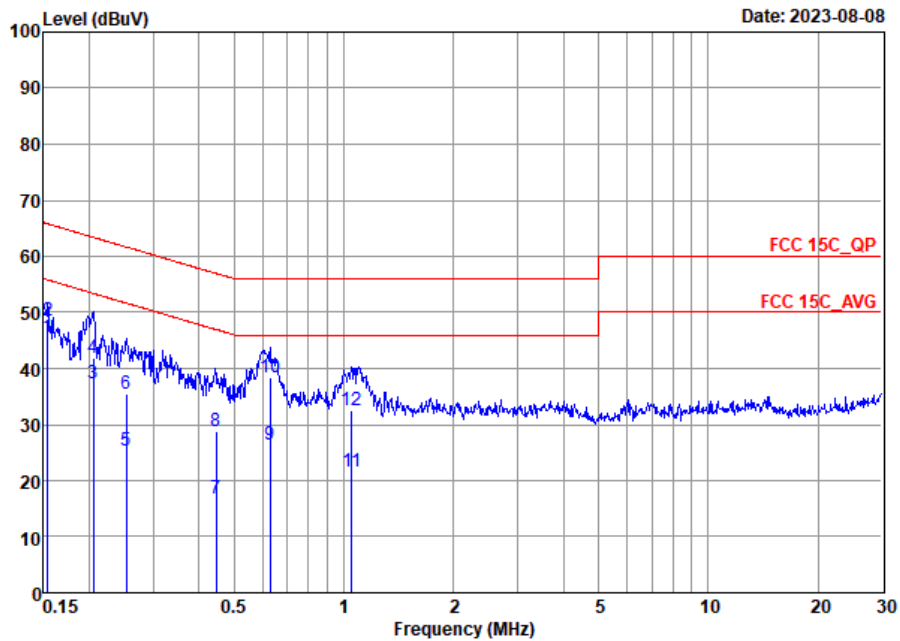


Site : C001-SZ
 Condition: FCC 15C QP LISN 20230420 L LINE

	Freq	Level	Over Limit	Limit Line	Read Level	LISN Factor	Cable Loss	Remark
	MHz	dBuV	dB	dBuV	dBuV	dB	dB	
1 *	0.15	43.40	-12.60	56.00	22.80	10.47	10.13	Average
2	0.15	46.90	-19.10	66.00	26.30	10.47	10.13	QP
3	0.20	30.76	-22.95	53.71	10.20	10.41	10.15	Average
4	0.20	39.26	-24.45	63.71	18.70	10.41	10.15	QP
5	0.22	18.75	-34.13	52.88	-1.80	10.40	10.15	Average
6	0.22	34.25	-28.63	62.88	13.70	10.40	10.15	QP
7	0.25	25.43	-26.43	51.86	4.90	10.38	10.15	Average
8	0.25	31.63	-30.23	61.86	11.10	10.38	10.15	QP
9	0.61	28.53	-17.47	46.00	8.10	10.27	10.16	Average
10	0.61	38.23	-17.77	56.00	17.80	10.27	10.16	QP
11	1.05	22.70	-23.30	46.00	2.30	10.24	10.16	Average
12	1.05	35.90	-20.10	56.00	15.50	10.24	10.16	QP



Test Engineer :	Lily Qiu	Temperature :	22~24°C
		Relative Humidity :	44~50%
Test Voltage :	120Vac / 60Hz	Phase :	Neutral
Remark :	All emissions not reported here are more than 10 dB below the prescribed limit.		



Site : CO01-SZ
 Condition: FCC 15C_QP LISN_20230420_N NEUTRAL

	Freq	Level	Over Limit	Limit Line	Read Level	LISN Factor	Cable Loss	Remark
	MHz	dBuV	dB	dBuV	dBuV	dB	dB	
1 *	0.15	45.69	-10.09	55.78	25.11	10.45	10.13	Average
2	0.15	48.59	-17.19	65.78	28.01	10.45	10.13	QP
3	0.21	37.30	-16.10	53.40	16.80	10.35	10.15	Average
4	0.21	41.80	-21.60	63.40	21.30	10.35	10.15	QP
5	0.25	25.37	-26.27	51.64	4.90	10.32	10.15	Average
6	0.25	35.47	-26.17	61.64	15.00	10.32	10.15	QP
7	0.45	16.89	-30.04	46.93	-3.50	10.23	10.16	Average
8	0.45	28.89	-28.04	56.93	8.50	10.23	10.16	QP
9	0.63	26.50	-19.50	46.00	6.10	10.24	10.16	Average
10	0.63	38.50	-17.50	56.00	18.10	10.24	10.16	QP
11	1.05	21.52	-24.48	46.00	1.11	10.25	10.16	Average
12	1.05	32.42	-23.58	56.00	12.01	10.25	10.16	QP

Note:

- Level(dBμV) = Read Level(dBμV) + LISN Factor(dB) + Cable Loss(dB)
- Over Limit(dB) = Level(dBμV) – Limit Line(dBμV)



Appendix C. Radiated Spurious Emission

Test Engineer :	Wenbo Xiao	Relative Humidity :	50%
		Temperature :	20~22 °C

Radiated Spurious Emission Test Modes

Mode	Band (MHz)	Antenna	Modulation	Channel	Frequency	Data Rate	RU	Remark
Mode 1	2400-2483.5	MIMO 8+9	802.11b	01	2412	1Mbps	-	-
Mode 2	2400-2483.5	MIMO 8+9	802.11b	06	2437	1Mbps	-	-
Mode 3	2400-2483.5	MIMO 8+9	802.11b	11	2462	1Mbps	-	-
Mode 4	2400-2483.5	MIMO 8+9	802.11g	01	2412	6Mbps	-	-
Mode 5	2400-2483.5	MIMO 8+9	802.11g	06	2437	6Mbps	-	-
Mode 6	2400-2483.5	MIMO 8+9	802.11g	11	2462	6Mbps	-	-
Mode 7	2400-2483.5	MIMO 8+9	802.11ax HE20	01	2412	MCS0	Full	-
Mode 8	2400-2483.5	MIMO 8+9	802.11ax HE20	06	2437	MCS0	Full	-
Mode 9	2400-2483.5	MIMO 8+9	802.11ax HE20	11	2462	MCS0	Full	-
Mode 10	2400-2483.5	MIMO 8+9	802.11ax HE20	01	2412	MCS0	Partial	RU26/0
Mode 11	2400-2483.5	MIMO 8+9	802.11ax HE20	01	2412	MCS0	Partial	RU52/37
Mode 12	2400-2483.5	MIMO 8+9	802.11ax HE20	01	2412	MCS0	Partial	RU106/53
Mode 13	2400-2483.5	MIMO 8+9	802.11ax HE20	11	2462	MCS0	Partial	RU26/8
Mode 14	2400-2483.5	MIMO 8+9	802.11ax HE20	11	2462	MCS0	Partial	RU52/40
Mode 15	2400-2483.5	MIMO 8+9	802.11ax HE20	11	2462	MCS0	Partial	RU106/54
Mode 16	2400-2483.5	MIMO 8+9	802.11g	01	2412	6Mbps	-	LF



Summary of each worse mode

Mode	Modulation	Ch.	Freq. (MHz)	Level (dBuV/m)	Limit (dBuV/m)	Margin (dB)	Pol.	Peak Avg.	Result	Remark
1	802.11b	01	2385.40	46.37	54.00	-7.63	V	AVERAGE	Pass	Band Edge
	802.11b	01	4824.00	45.82	54.00	-8.18	H	Average	Pass	Harmonic
2	802.11b	06	-	-	-	-	-	-	-	Band Edge
	802.11b	06	4874.00	45.83	54.00	-8.17	H	Average	Pass	Harmonic
3	802.11b	11	2488.37	47.30	54.00	-6.70	H	AVERAGE	Pass	Band Edge
	802.11b	11	4924.00	44.48	54.00	-9.52	H	Average	Pass	Harmonic
4	802.11g	01	2389.95	50.82	54.00	-3.18	H	AVERAGE	Pass	Band Edge
	802.11g	01	4824.00	49.66	74	-24.34	H	Peak	Pass	Harmonic
5	802.11g	06	-	-	-	-	-	-	-	Band Edge
	802.11g	06	4874.00	47.08	74.00	-26.92	H	Peak	Pass	Harmonic
6	802.11g	11	2484.12	49.50	54.00	-4.50	H	AVERAGE	Pass	Band Edge
	802.11g	11	4924.00	45.79	74.00	-28.21	V	Peak	Pass	Harmonic
7	802.11ax HE20	01	2389.82	50.09	54.00	-3.91	H	AVERAGE	Pass	Band Edge
	802.11ax HE20	01	4824.00	48.22	74.00	-25.78	V	Peak	Pass	Harmonic
8	802.11ax HE20	06	-	-	-	-	-	-	-	Band Edge
	802.11ax HE20	06	4874.00	47.36	74.00	-26.64	H	Peak	Pass	Harmonic
9	802.11ax HE20	11	2483.55	50.41	54.00	-3.59	H	AVERAGE	Pass	Band Edge
	802.11ax HE20	11	4924.00	46.75	74.00	-27.25	V	Peak	Pass	Harmonic
10	802.11ax HE20	01	2380.98	45.92	54.00	-8.08	H	AVERAGE	Pass	Band Edge
	802.11ax HE20	01	-	-	-	-	-	-	-	Harmonic
11	802.11ax HE20	01	2383.06	45.81	54.00	-8.19	V	AVERAGE	Pass	Band Edge
	802.11ax HE20	01	-	-	-	-	-	-	-	Harmonic
12	802.11ax HE20	01	2389.95	47.23	54.00	-6.77	V	AVERAGE	Pass	Band Edge
	802.11ax HE20	01	-	-	-	-	-	-	-	Harmonic
13	802.11ax HE20	11	2484.23	46.48	54.00	-7.52	H	AVERAGE	Pass	Band Edge
	802.11ax HE20	11	-	-	-	-	-	-	-	Harmonic
14	802.11ax HE20	11	2483.62	46.59	54.00	-7.41	H	AVERAGE	Pass	Band Edge
	802.11ax HE20	11	-	-	-	-	-	-	-	Harmonic
15	802.11ax HE20	11	2483.55	49.81	54.00	-4.19	H	AVERAGE	Pass	Band Edge
	802.11ax HE20	11	-	-	-	-	-	-	-	Harmonic
16	802.11g	01	30.97	27.37	40.00	-12.63	V	Peak	PASS	LF



1																																																																									
Mode	Band Edge																																																																								
2400-2483.5_802.11b_CH01_2412MHz																																																																									
ANT	MIMO 8+9																																																																								
Pol.	Horizontal																																																																								
Peak	Fundamental																																																																								
<div style="display: flex; justify-content: space-between;"> <div style="width: 48%;"> <table border="1"> <thead> <tr> <th>Limit</th> <th>Read</th> <th>Ant</th> <th>Cable</th> <th>Preamp</th> <th>APos</th> <th>TPos</th> <th>Remark</th> </tr> <tr> <th>Freq</th> <th>Level</th> <th>Line</th> <th>Margin</th> <th>Level</th> <th>Factor</th> <th>Loss Factor</th> <th></th> </tr> <tr> <th>MHz</th> <th>dBuV/m</th> <th>dBuV/m</th> <th>dB</th> <th>dBuV</th> <th>dB/m</th> <th>dB</th> <th>cm</th> </tr> </thead> <tbody> <tr> <td>1</td> <td>2383.97</td> <td>56.48</td> <td>74.00</td> <td>-17.52</td> <td>51.71</td> <td>33.30</td> <td>5.35</td> <td>33.88</td> <td>268</td> <td>18</td> <td>PEAK</td> </tr> </tbody> </table> </div> <div style="width: 48%;"> <table border="1"> <thead> <tr> <th>Limit</th> <th>Read</th> <th>Ant</th> <th>Cable</th> <th>Preamp</th> <th>APos</th> <th>TPos</th> <th>Remark</th> </tr> <tr> <th>Freq</th> <th>Level</th> <th>Line</th> <th>Margin</th> <th>Level</th> <th>Factor</th> <th>Loss Factor</th> <th></th> </tr> <tr> <th>MHz</th> <th>dBuV/m</th> <th>dBuV/m</th> <th>dB</th> <th>dBuV</th> <th>dB/m</th> <th>dB</th> <th>cm</th> </tr> </thead> <tbody> <tr> <td>1</td> <td>2412.00</td> <td>108.34</td> <td>-----</td> <td>-----</td> <td>103.47</td> <td>33.37</td> <td>5.38</td> <td>33.88</td> <td>268</td> <td>18</td> <td>PEAK</td> </tr> </tbody> </table> </div> </div>		Limit	Read	Ant	Cable	Preamp	APos	TPos	Remark	Freq	Level	Line	Margin	Level	Factor	Loss Factor		MHz	dBuV/m	dBuV/m	dB	dBuV	dB/m	dB	cm	1	2383.97	56.48	74.00	-17.52	51.71	33.30	5.35	33.88	268	18	PEAK	Limit	Read	Ant	Cable	Preamp	APos	TPos	Remark	Freq	Level	Line	Margin	Level	Factor	Loss Factor		MHz	dBuV/m	dBuV/m	dB	dBuV	dB/m	dB	cm	1	2412.00	108.34	-----	-----	103.47	33.37	5.38	33.88	268	18	PEAK
Limit	Read	Ant	Cable	Preamp	APos	TPos	Remark																																																																		
Freq	Level	Line	Margin	Level	Factor	Loss Factor																																																																			
MHz	dBuV/m	dBuV/m	dB	dBuV	dB/m	dB	cm																																																																		
1	2383.97	56.48	74.00	-17.52	51.71	33.30	5.35	33.88	268	18	PEAK																																																														
Limit	Read	Ant	Cable	Preamp	APos	TPos	Remark																																																																		
Freq	Level	Line	Margin	Level	Factor	Loss Factor																																																																			
MHz	dBuV/m	dBuV/m	dB	dBuV	dB/m	dB	cm																																																																		
1	2412.00	108.34	-----	-----	103.47	33.37	5.38	33.88	268	18	PEAK																																																														
<div style="display: flex; justify-content: space-between;"> <div style="width: 48%;"> <table border="1"> <thead> <tr> <th>Limit</th> <th>Read</th> <th>Ant</th> <th>Cable</th> <th>Preamp</th> <th>APos</th> <th>TPos</th> <th>Remark</th> </tr> <tr> <th>Freq</th> <th>Level</th> <th>Line</th> <th>Margin</th> <th>Level</th> <th>Factor</th> <th>Loss Factor</th> <th></th> </tr> <tr> <th>MHz</th> <th>dBuV/m</th> <th>dBuV/m</th> <th>dB</th> <th>dBuV</th> <th>dB/m</th> <th>dB</th> <th>cm</th> </tr> </thead> <tbody> <tr> <td>1</td> <td>2379.94</td> <td>46.20</td> <td>54.00</td> <td>-7.80</td> <td>41.44</td> <td>33.29</td> <td>5.35</td> <td>33.88</td> <td>268</td> <td>18</td> <td>AVERAGE</td> </tr> </tbody> </table> </div> <div style="width: 48%;"> <table border="1"> <thead> <tr> <th>Limit</th> <th>Read</th> <th>Ant</th> <th>Cable</th> <th>Preamp</th> <th>APos</th> <th>TPos</th> <th>Remark</th> </tr> <tr> <th>Freq</th> <th>Level</th> <th>Line</th> <th>Margin</th> <th>Level</th> <th>Factor</th> <th>Loss Factor</th> <th></th> </tr> <tr> <th>MHz</th> <th>dBuV/m</th> <th>dBuV/m</th> <th>dB</th> <th>dBuV</th> <th>dB/m</th> <th>dB</th> <th>cm</th> </tr> </thead> <tbody> <tr> <td>1</td> <td>2412.00</td> <td>105.98</td> <td>-----</td> <td>-----</td> <td>101.11</td> <td>33.37</td> <td>5.38</td> <td>33.88</td> <td>268</td> <td>18</td> <td>AVERAGE</td> </tr> </tbody> </table> </div> </div>		Limit	Read	Ant	Cable	Preamp	APos	TPos	Remark	Freq	Level	Line	Margin	Level	Factor	Loss Factor		MHz	dBuV/m	dBuV/m	dB	dBuV	dB/m	dB	cm	1	2379.94	46.20	54.00	-7.80	41.44	33.29	5.35	33.88	268	18	AVERAGE	Limit	Read	Ant	Cable	Preamp	APos	TPos	Remark	Freq	Level	Line	Margin	Level	Factor	Loss Factor		MHz	dBuV/m	dBuV/m	dB	dBuV	dB/m	dB	cm	1	2412.00	105.98	-----	-----	101.11	33.37	5.38	33.88	268	18	AVERAGE
Limit	Read	Ant	Cable	Preamp	APos	TPos	Remark																																																																		
Freq	Level	Line	Margin	Level	Factor	Loss Factor																																																																			
MHz	dBuV/m	dBuV/m	dB	dBuV	dB/m	dB	cm																																																																		
1	2379.94	46.20	54.00	-7.80	41.44	33.29	5.35	33.88	268	18	AVERAGE																																																														
Limit	Read	Ant	Cable	Preamp	APos	TPos	Remark																																																																		
Freq	Level	Line	Margin	Level	Factor	Loss Factor																																																																			
MHz	dBuV/m	dBuV/m	dB	dBuV	dB/m	dB	cm																																																																		
1	2412.00	105.98	-----	-----	101.11	33.37	5.38	33.88	268	18	AVERAGE																																																														



1																																					
Mode	Band Edge																																				
	2400-2483.5_802.11b_CH01_2412MHz																																				
ANT	MIMO 8+9																																				
Pol.	Vertical																																				
Peak	<table border="1"> <thead> <tr> <th>Limit</th> <th>Read</th> <th>Ant</th> <th>Cable</th> <th>Preamp</th> <th>APos</th> <th>TPos</th> <th>Remark</th> </tr> <tr> <th>Freq</th> <th>Level</th> <th>Line</th> <th>Margin</th> <th>Level</th> <th>Factor</th> <th>Loss</th> <th>Factor</th> </tr> <tr> <th>MHz</th> <th>dBuV/m</th> <th>dBuV/m</th> <th>dB</th> <th>dBuV</th> <th>dB/m</th> <th>dB</th> <th>dB</th> </tr> </thead> <tbody> <tr> <td>1</td> <td>2355.76</td> <td>57.06</td> <td>74.00</td> <td>-16.94</td> <td>52.38</td> <td>33.22</td> <td>5.33</td> <td>33.87</td> <td>400</td> <td>241</td> <td>PEAK</td> </tr> </tbody> </table>	Limit	Read	Ant	Cable	Preamp	APos	TPos	Remark	Freq	Level	Line	Margin	Level	Factor	Loss	Factor	MHz	dBuV/m	dBuV/m	dB	dBuV	dB/m	dB	dB	1	2355.76	57.06	74.00	-16.94	52.38	33.22	5.33	33.87	400	241	PEAK
	Limit	Read	Ant	Cable	Preamp	APos	TPos	Remark																													
Freq	Level	Line	Margin	Level	Factor	Loss	Factor																														
MHz	dBuV/m	dBuV/m	dB	dBuV	dB/m	dB	dB																														
1	2355.76	57.06	74.00	-16.94	52.38	33.22	5.33	33.87	400	241	PEAK																										
<table border="1"> <thead> <tr> <th>Limit</th> <th>Read</th> <th>Ant</th> <th>Cable</th> <th>Preamp</th> <th>APos</th> <th>TPos</th> <th>Remark</th> </tr> <tr> <th>Freq</th> <th>Level</th> <th>Line</th> <th>Margin</th> <th>Level</th> <th>Factor</th> <th>Loss</th> <th>Factor</th> </tr> <tr> <th>MHz</th> <th>dBuV/m</th> <th>dBuV/m</th> <th>dB</th> <th>dBuV</th> <th>dB/m</th> <th>dB</th> <th>dB</th> </tr> </thead> <tbody> <tr> <td>1</td> <td>2412.00</td> <td>100.83</td> <td>-----</td> <td>-----</td> <td>95.96</td> <td>33.37</td> <td>5.38</td> <td>33.88</td> <td>400</td> <td>241</td> <td>PEAK</td> </tr> </tbody> </table>	Limit	Read	Ant	Cable	Preamp	APos	TPos	Remark	Freq	Level	Line	Margin	Level	Factor	Loss	Factor	MHz	dBuV/m	dBuV/m	dB	dBuV	dB/m	dB	dB	1	2412.00	100.83	-----	-----	95.96	33.37	5.38	33.88	400	241	PEAK	
Limit	Read	Ant	Cable	Preamp	APos	TPos	Remark																														
Freq	Level	Line	Margin	Level	Factor	Loss	Factor																														
MHz	dBuV/m	dBuV/m	dB	dBuV	dB/m	dB	dB																														
1	2412.00	100.83	-----	-----	95.96	33.37	5.38	33.88	400	241	PEAK																										
Avg	<table border="1"> <thead> <tr> <th>Limit</th> <th>Read</th> <th>Ant</th> <th>Cable</th> <th>Preamp</th> <th>APos</th> <th>TPos</th> <th>Remark</th> </tr> <tr> <th>Freq</th> <th>Level</th> <th>Line</th> <th>Margin</th> <th>Level</th> <th>Factor</th> <th>Loss</th> <th>Factor</th> </tr> <tr> <th>MHz</th> <th>dBuV/m</th> <th>dBuV/m</th> <th>dB</th> <th>dBuV</th> <th>dB/m</th> <th>dB</th> <th>dB</th> </tr> </thead> <tbody> <tr> <td>1</td> <td>2385.40</td> <td>46.37</td> <td>54.00</td> <td>-7.63</td> <td>41.60</td> <td>33.30</td> <td>5.35</td> <td>33.88</td> <td>400</td> <td>241</td> <td>AVERAGE</td> </tr> </tbody> </table>	Limit	Read	Ant	Cable	Preamp	APos	TPos	Remark	Freq	Level	Line	Margin	Level	Factor	Loss	Factor	MHz	dBuV/m	dBuV/m	dB	dBuV	dB/m	dB	dB	1	2385.40	46.37	54.00	-7.63	41.60	33.30	5.35	33.88	400	241	AVERAGE
	Limit	Read	Ant	Cable	Preamp	APos	TPos	Remark																													
Freq	Level	Line	Margin	Level	Factor	Loss	Factor																														
MHz	dBuV/m	dBuV/m	dB	dBuV	dB/m	dB	dB																														
1	2385.40	46.37	54.00	-7.63	41.60	33.30	5.35	33.88	400	241	AVERAGE																										
<table border="1"> <thead> <tr> <th>Limit</th> <th>Read</th> <th>Ant</th> <th>Cable</th> <th>Preamp</th> <th>APos</th> <th>TPos</th> <th>Remark</th> </tr> <tr> <th>Freq</th> <th>Level</th> <th>Line</th> <th>Margin</th> <th>Level</th> <th>Factor</th> <th>Loss</th> <th>Factor</th> </tr> <tr> <th>MHz</th> <th>dBuV/m</th> <th>dBuV/m</th> <th>dB</th> <th>dBuV</th> <th>dB/m</th> <th>dB</th> <th>dB</th> </tr> </thead> <tbody> <tr> <td>1</td> <td>2412.00</td> <td>98.52</td> <td>-----</td> <td>-----</td> <td>93.65</td> <td>33.37</td> <td>5.38</td> <td>33.88</td> <td>400</td> <td>241</td> <td>AVERAGE</td> </tr> </tbody> </table>	Limit	Read	Ant	Cable	Preamp	APos	TPos	Remark	Freq	Level	Line	Margin	Level	Factor	Loss	Factor	MHz	dBuV/m	dBuV/m	dB	dBuV	dB/m	dB	dB	1	2412.00	98.52	-----	-----	93.65	33.37	5.38	33.88	400	241	AVERAGE	
Limit	Read	Ant	Cable	Preamp	APos	TPos	Remark																														
Freq	Level	Line	Margin	Level	Factor	Loss	Factor																														
MHz	dBuV/m	dBuV/m	dB	dBuV	dB/m	dB	dB																														
1	2412.00	98.52	-----	-----	93.65	33.37	5.38	33.88	400	241	AVERAGE																										

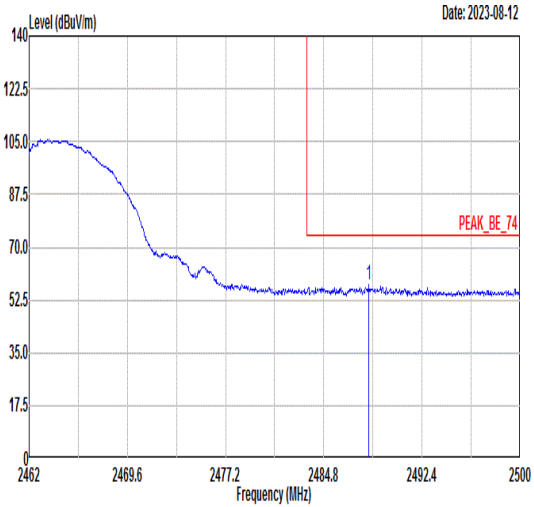
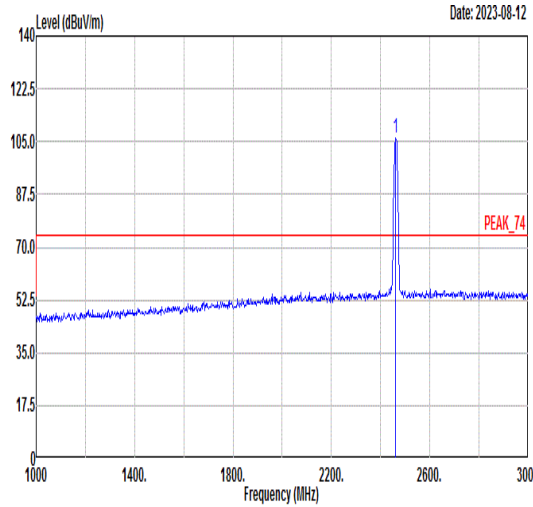
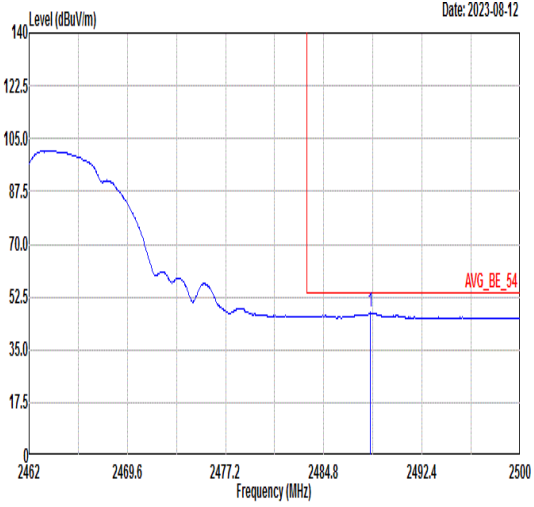
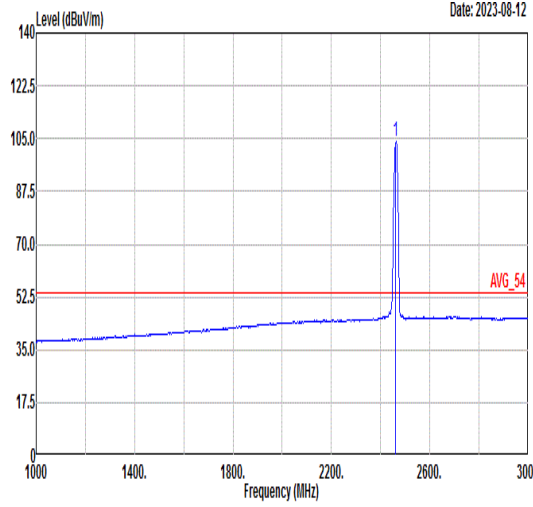


Mode	1																																																																																																
	Harmonic																																																																																																
	2400-2483.5_802.11b_CH01_2412MHz																																																																																																
ANT	MIMO 8+9																																																																																																
Pol.	Horizontal	Vertical																																																																																															
Peak Avg	<p style="text-align: right;">Date: 2023-08-12</p>	<p style="text-align: right;">Date: 2023-08-12</p>																																																																																															
	<table border="1"> <thead> <tr> <th>Limit</th> <th>Read</th> <th>Ant</th> <th>Cable</th> <th>Preamp</th> <th>APos</th> <th>TPos</th> <th>Remark</th> </tr> <tr> <th>Freq</th> <th>Level</th> <th>Line</th> <th>Margin</th> <th>Level</th> <th>Factor</th> <th>Loss</th> <th>Factor</th> </tr> <tr> <th>MHz</th> <th>dBuV/m</th> <th>dBuV/m</th> <th>dB</th> <th>dBuV</th> <th>dB/m</th> <th>dB</th> <th>dB</th> </tr> </thead> <tbody> <tr> <td>1</td> <td>4824.00</td> <td>50.43</td> <td>74.00</td> <td>-23.57</td> <td>57.03</td> <td>36.09</td> <td>8.88</td> <td>51.57</td> <td>100</td> <td>295</td> <td>Peak</td> </tr> <tr> <td>2</td> <td>4824.00</td> <td>45.82</td> <td>54.00</td> <td>-8.18</td> <td>52.42</td> <td>36.09</td> <td>8.88</td> <td>51.57</td> <td>100</td> <td>295</td> <td>Average</td> </tr> </tbody> </table>	Limit	Read	Ant	Cable	Preamp	APos	TPos	Remark	Freq	Level	Line	Margin	Level	Factor	Loss	Factor	MHz	dBuV/m	dBuV/m	dB	dBuV	dB/m	dB	dB	1	4824.00	50.43	74.00	-23.57	57.03	36.09	8.88	51.57	100	295	Peak	2	4824.00	45.82	54.00	-8.18	52.42	36.09	8.88	51.57	100	295	Average	<table border="1"> <thead> <tr> <th>Limit</th> <th>Read</th> <th>Ant</th> <th>Cable</th> <th>Preamp</th> <th>APos</th> <th>TPos</th> <th>Remark</th> </tr> <tr> <th>Freq</th> <th>Level</th> <th>Line</th> <th>Margin</th> <th>Level</th> <th>Factor</th> <th>Loss</th> <th>Factor</th> </tr> <tr> <th>MHz</th> <th>dBuV/m</th> <th>dBuV/m</th> <th>dB</th> <th>dBuV</th> <th>dB/m</th> <th>dB</th> <th>dB</th> </tr> </thead> <tbody> <tr> <td>1</td> <td>4824.00</td> <td>48.72</td> <td>74.00</td> <td>-25.28</td> <td>55.32</td> <td>36.09</td> <td>8.88</td> <td>51.57</td> <td>362</td> <td>264</td> <td>Peak</td> </tr> <tr> <td>2</td> <td>4824.00</td> <td>43.53</td> <td>54.00</td> <td>-10.47</td> <td>50.13</td> <td>36.09</td> <td>8.88</td> <td>51.57</td> <td>362</td> <td>264</td> <td>Average</td> </tr> </tbody> </table>	Limit	Read	Ant	Cable	Preamp	APos	TPos	Remark	Freq	Level	Line	Margin	Level	Factor	Loss	Factor	MHz	dBuV/m	dBuV/m	dB	dBuV	dB/m	dB	dB	1	4824.00	48.72	74.00	-25.28	55.32	36.09	8.88	51.57	362	264	Peak	2	4824.00	43.53	54.00	-10.47	50.13	36.09	8.88	51.57	362	264
Limit	Read	Ant	Cable	Preamp	APos	TPos	Remark																																																																																										
Freq	Level	Line	Margin	Level	Factor	Loss	Factor																																																																																										
MHz	dBuV/m	dBuV/m	dB	dBuV	dB/m	dB	dB																																																																																										
1	4824.00	50.43	74.00	-23.57	57.03	36.09	8.88	51.57	100	295	Peak																																																																																						
2	4824.00	45.82	54.00	-8.18	52.42	36.09	8.88	51.57	100	295	Average																																																																																						
Limit	Read	Ant	Cable	Preamp	APos	TPos	Remark																																																																																										
Freq	Level	Line	Margin	Level	Factor	Loss	Factor																																																																																										
MHz	dBuV/m	dBuV/m	dB	dBuV	dB/m	dB	dB																																																																																										
1	4824.00	48.72	74.00	-25.28	55.32	36.09	8.88	51.57	362	264	Peak																																																																																						
2	4824.00	43.53	54.00	-10.47	50.13	36.09	8.88	51.57	362	264	Average																																																																																						



Mode	2																																																																																																																									
	Harmonic																																																																																																																									
	2400-2483.5_802.11b_CH06_2437MHz																																																																																																																									
ANT	MIMO 8+9																																																																																																																									
Pol.	Horizontal	Vertical																																																																																																																								
Peak Avg	<table border="1"> <thead> <tr> <th>Limit</th> <th>Read</th> <th>Ant</th> <th>Cable</th> <th>Preamp</th> <th>APos</th> <th>TPos</th> <th>Remark</th> </tr> <tr> <th>Freq</th> <th>Level</th> <th>Line</th> <th>Margin</th> <th>Level</th> <th>Factor</th> <th>Loss Factor</th> <th></th> </tr> <tr> <th>MHz</th> <th>dBuV/m</th> <th>dBuV/m</th> <th>dB</th> <th>dBuV</th> <th>dB/m</th> <th>dB</th> <th>dB</th> </tr> </thead> <tbody> <tr> <td>1</td> <td>4874.00</td> <td>50.59</td> <td>74.00</td> <td>-23.41</td> <td>57.30</td> <td>36.12</td> <td>8.72</td> <td>51.55</td> <td>100</td> <td>293</td> <td>Peak</td> </tr> <tr> <td>2</td> <td>4874.00</td> <td>45.83</td> <td>54.00</td> <td>-8.17</td> <td>52.54</td> <td>36.12</td> <td>8.72</td> <td>51.55</td> <td>100</td> <td>293</td> <td>Average</td> </tr> <tr> <td>3</td> <td>7311.00</td> <td>45.25</td> <td>74.00</td> <td>-28.75</td> <td>50.01</td> <td>36.22</td> <td>10.18</td> <td>51.16</td> <td>---</td> <td>---</td> <td>Peak</td> </tr> </tbody> </table>	Limit	Read	Ant	Cable	Preamp	APos	TPos	Remark	Freq	Level	Line	Margin	Level	Factor	Loss Factor		MHz	dBuV/m	dBuV/m	dB	dBuV	dB/m	dB	dB	1	4874.00	50.59	74.00	-23.41	57.30	36.12	8.72	51.55	100	293	Peak	2	4874.00	45.83	54.00	-8.17	52.54	36.12	8.72	51.55	100	293	Average	3	7311.00	45.25	74.00	-28.75	50.01	36.22	10.18	51.16	---	---	Peak	<table border="1"> <thead> <tr> <th>Limit</th> <th>Read</th> <th>Ant</th> <th>Cable</th> <th>Preamp</th> <th>APos</th> <th>TPos</th> <th>Remark</th> </tr> <tr> <th>Freq</th> <th>Level</th> <th>Line</th> <th>Margin</th> <th>Level</th> <th>Factor</th> <th>Loss Factor</th> <th></th> </tr> <tr> <th>MHz</th> <th>dBuV/m</th> <th>dBuV/m</th> <th>dB</th> <th>dBuV</th> <th>dB/m</th> <th>dB</th> <th>dB</th> </tr> </thead> <tbody> <tr> <td>1</td> <td>4874.00</td> <td>49.68</td> <td>74.00</td> <td>-24.32</td> <td>56.39</td> <td>36.12</td> <td>8.72</td> <td>51.55</td> <td>356</td> <td>264</td> <td>Peak</td> </tr> <tr> <td>2</td> <td>4874.00</td> <td>45.04</td> <td>54.00</td> <td>-8.96</td> <td>51.75</td> <td>36.12</td> <td>8.72</td> <td>51.55</td> <td>356</td> <td>264</td> <td>Average</td> </tr> <tr> <td>3</td> <td>7311.00</td> <td>44.85</td> <td>74.00</td> <td>-29.15</td> <td>49.61</td> <td>36.22</td> <td>10.18</td> <td>51.16</td> <td>---</td> <td>---</td> <td>Peak</td> </tr> </tbody> </table>	Limit	Read	Ant	Cable	Preamp	APos	TPos	Remark	Freq	Level	Line	Margin	Level	Factor	Loss Factor		MHz	dBuV/m	dBuV/m	dB	dBuV	dB/m	dB	dB	1	4874.00	49.68	74.00	-24.32	56.39	36.12	8.72	51.55	356	264	Peak	2	4874.00	45.04	54.00	-8.96	51.75	36.12	8.72	51.55	356	264	Average	3	7311.00	44.85	74.00	-29.15	49.61	36.22	10.18	51.16	---	---	Peak
	Limit	Read	Ant	Cable	Preamp	APos	TPos	Remark																																																																																																																		
Freq	Level	Line	Margin	Level	Factor	Loss Factor																																																																																																																				
MHz	dBuV/m	dBuV/m	dB	dBuV	dB/m	dB	dB																																																																																																																			
1	4874.00	50.59	74.00	-23.41	57.30	36.12	8.72	51.55	100	293	Peak																																																																																																															
2	4874.00	45.83	54.00	-8.17	52.54	36.12	8.72	51.55	100	293	Average																																																																																																															
3	7311.00	45.25	74.00	-28.75	50.01	36.22	10.18	51.16	---	---	Peak																																																																																																															
Limit	Read	Ant	Cable	Preamp	APos	TPos	Remark																																																																																																																			
Freq	Level	Line	Margin	Level	Factor	Loss Factor																																																																																																																				
MHz	dBuV/m	dBuV/m	dB	dBuV	dB/m	dB	dB																																																																																																																			
1	4874.00	49.68	74.00	-24.32	56.39	36.12	8.72	51.55	356	264	Peak																																																																																																															
2	4874.00	45.04	54.00	-8.96	51.75	36.12	8.72	51.55	356	264	Average																																																																																																															
3	7311.00	44.85	74.00	-29.15	49.61	36.22	10.18	51.16	---	---	Peak																																																																																																															



		3																																																																														
Mode	Band Edge																																																																															
	2400-2483.5_802.11b_CH11_2462MHz																																																																															
ANT	MIMO 8+9																																																																															
Pol.	Horizontal	Fundamental																																																																														
Peak	 <p style="text-align: right;">Date: 2023-08-12</p> <table border="1"> <thead> <tr> <th>Limit</th> <th>Read</th> <th>Ant</th> <th>Cable</th> <th>Preamp</th> <th>APos</th> <th>TPos</th> <th colspan="2"></th> </tr> <tr> <th>Freq</th> <th>Level</th> <th>Line</th> <th>Margin</th> <th>Level</th> <th>Factor</th> <th>Loss</th> <th>Factor</th> <th>Remark</th> </tr> <tr> <th>MHz</th> <th>dBuV/m</th> <th>dBuV/m</th> <th>dB</th> <th>dBuV</th> <th>dB/m</th> <th>dB</th> <th>dB</th> <th>cm</th> <th>deg</th> </tr> </thead> <tbody> <tr> <td>1</td> <td>2488.30</td> <td>57.33</td> <td>74.00</td> <td>-16.67</td> <td>52.19</td> <td>33.57</td> <td>5.47</td> <td>33.90</td> <td>177</td> <td>13 PEAK</td> </tr> </tbody> </table>	Limit	Read	Ant	Cable	Preamp	APos	TPos			Freq	Level	Line	Margin	Level	Factor	Loss	Factor	Remark	MHz	dBuV/m	dBuV/m	dB	dBuV	dB/m	dB	dB	cm	deg	1	2488.30	57.33	74.00	-16.67	52.19	33.57	5.47	33.90	177	13 PEAK	 <p style="text-align: right;">Date: 2023-08-12</p> <table border="1"> <thead> <tr> <th>Limit</th> <th>Read</th> <th>Ant</th> <th>Cable</th> <th>Preamp</th> <th>APos</th> <th>TPos</th> <th colspan="2"></th> </tr> <tr> <th>Freq</th> <th>Level</th> <th>Line</th> <th>Margin</th> <th>Level</th> <th>Factor</th> <th>Loss</th> <th>Factor</th> <th>Remark</th> </tr> <tr> <th>MHz</th> <th>dBuV/m</th> <th>dBuV/m</th> <th>dB</th> <th>dBuV</th> <th>dB/m</th> <th>dB</th> <th>dB</th> <th>cm</th> <th>deg</th> </tr> </thead> <tbody> <tr> <td>1</td> <td>2462.00</td> <td>105.94</td> <td>-----</td> <td>-----</td> <td>100.89</td> <td>33.50</td> <td>5.44</td> <td>33.89</td> <td>177</td> <td>13 PEAK</td> </tr> </tbody> </table>	Limit	Read	Ant	Cable	Preamp	APos	TPos			Freq	Level	Line	Margin	Level	Factor	Loss	Factor	Remark	MHz	dBuV/m	dBuV/m	dB	dBuV	dB/m	dB	dB	cm	deg	1	2462.00	105.94	-----	-----	100.89	33.50	5.44	33.89	177	13 PEAK
	Limit	Read	Ant	Cable	Preamp	APos	TPos																																																																									
Freq	Level	Line	Margin	Level	Factor	Loss	Factor	Remark																																																																								
MHz	dBuV/m	dBuV/m	dB	dBuV	dB/m	dB	dB	cm	deg																																																																							
1	2488.30	57.33	74.00	-16.67	52.19	33.57	5.47	33.90	177	13 PEAK																																																																						
Limit	Read	Ant	Cable	Preamp	APos	TPos																																																																										
Freq	Level	Line	Margin	Level	Factor	Loss	Factor	Remark																																																																								
MHz	dBuV/m	dBuV/m	dB	dBuV	dB/m	dB	dB	cm	deg																																																																							
1	2462.00	105.94	-----	-----	100.89	33.50	5.44	33.89	177	13 PEAK																																																																						
Avg	 <p style="text-align: right;">Date: 2023-08-12</p> <table border="1"> <thead> <tr> <th>Limit</th> <th>Read</th> <th>Ant</th> <th>Cable</th> <th>Preamp</th> <th>APos</th> <th>TPos</th> <th colspan="2"></th> </tr> <tr> <th>Freq</th> <th>Level</th> <th>Line</th> <th>Margin</th> <th>Level</th> <th>Factor</th> <th>Loss</th> <th>Factor</th> <th>Remark</th> </tr> <tr> <th>MHz</th> <th>dBuV/m</th> <th>dBuV/m</th> <th>dB</th> <th>dBuV</th> <th>dB/m</th> <th>dB</th> <th>dB</th> <th>cm</th> <th>deg</th> </tr> </thead> <tbody> <tr> <td>1</td> <td>2488.37</td> <td>47.30</td> <td>54.00</td> <td>-6.70</td> <td>42.16</td> <td>33.57</td> <td>5.47</td> <td>33.90</td> <td>177</td> <td>13 AVERAGE</td> </tr> </tbody> </table>	Limit	Read	Ant	Cable	Preamp	APos	TPos			Freq	Level	Line	Margin	Level	Factor	Loss	Factor	Remark	MHz	dBuV/m	dBuV/m	dB	dBuV	dB/m	dB	dB	cm	deg	1	2488.37	47.30	54.00	-6.70	42.16	33.57	5.47	33.90	177	13 AVERAGE	 <p style="text-align: right;">Date: 2023-08-12</p> <table border="1"> <thead> <tr> <th>Limit</th> <th>Read</th> <th>Ant</th> <th>Cable</th> <th>Preamp</th> <th>APos</th> <th>TPos</th> <th colspan="2"></th> </tr> <tr> <th>Freq</th> <th>Level</th> <th>Line</th> <th>Margin</th> <th>Level</th> <th>Factor</th> <th>Loss</th> <th>Factor</th> <th>Remark</th> </tr> <tr> <th>MHz</th> <th>dBuV/m</th> <th>dBuV/m</th> <th>dB</th> <th>dBuV</th> <th>dB/m</th> <th>dB</th> <th>dB</th> <th>cm</th> <th>deg</th> </tr> </thead> <tbody> <tr> <td>1</td> <td>2462.00</td> <td>103.87</td> <td>-----</td> <td>-----</td> <td>98.81</td> <td>33.51</td> <td>5.44</td> <td>33.89</td> <td>177</td> <td>13 AVERAGE</td> </tr> </tbody> </table>	Limit	Read	Ant	Cable	Preamp	APos	TPos			Freq	Level	Line	Margin	Level	Factor	Loss	Factor	Remark	MHz	dBuV/m	dBuV/m	dB	dBuV	dB/m	dB	dB	cm	deg	1	2462.00	103.87	-----	-----	98.81	33.51	5.44	33.89	177	13 AVERAGE
	Limit	Read	Ant	Cable	Preamp	APos	TPos																																																																									
Freq	Level	Line	Margin	Level	Factor	Loss	Factor	Remark																																																																								
MHz	dBuV/m	dBuV/m	dB	dBuV	dB/m	dB	dB	cm	deg																																																																							
1	2488.37	47.30	54.00	-6.70	42.16	33.57	5.47	33.90	177	13 AVERAGE																																																																						
Limit	Read	Ant	Cable	Preamp	APos	TPos																																																																										
Freq	Level	Line	Margin	Level	Factor	Loss	Factor	Remark																																																																								
MHz	dBuV/m	dBuV/m	dB	dBuV	dB/m	dB	dB	cm	deg																																																																							
1	2462.00	103.87	-----	-----	98.81	33.51	5.44	33.89	177	13 AVERAGE																																																																						



		3																																																																								
Mode	Band Edge																																																																									
	2400-2483.5_802.11b_CH11_2462MHz																																																																									
ANT	MIMO 8+9																																																																									
Pol.	Vertical	Fundamental																																																																								
Peak	<p style="text-align: right;">Date: 2023-08-13</p> <table border="1"> <thead> <tr> <th>Limit</th> <th>Read</th> <th>Ant</th> <th>Cable</th> <th>Preamp</th> <th>APos</th> <th>TPos</th> <th>Remark</th> </tr> <tr> <th>Freq</th> <th>Level</th> <th>Line</th> <th>Margin</th> <th>Level</th> <th>Factor</th> <th>Loss Factor</th> <th></th> </tr> <tr> <th>MHz</th> <th>dBuV/m</th> <th>dBuV/m</th> <th>dB</th> <th>dBuV</th> <th>dB/m</th> <th>dB</th> <th>cm</th> </tr> </thead> <tbody> <tr> <td>1</td> <td>2484.65</td> <td>56.87</td> <td>74.00</td> <td>-17.13</td> <td>51.75</td> <td>33.56</td> <td>5.46</td> <td>33.90</td> <td>400</td> <td>151</td> <td>PEAK</td> </tr> </tbody> </table>	Limit	Read	Ant	Cable	Preamp	APos	TPos	Remark	Freq	Level	Line	Margin	Level	Factor	Loss Factor		MHz	dBuV/m	dBuV/m	dB	dBuV	dB/m	dB	cm	1	2484.65	56.87	74.00	-17.13	51.75	33.56	5.46	33.90	400	151	PEAK	<p style="text-align: right;">Date: 2023-08-13</p> <table border="1"> <thead> <tr> <th>Limit</th> <th>Read</th> <th>Ant</th> <th>Cable</th> <th>Preamp</th> <th>APos</th> <th>TPos</th> <th>Remark</th> </tr> <tr> <th>Freq</th> <th>Level</th> <th>Line</th> <th>Margin</th> <th>Level</th> <th>Factor</th> <th>Loss Factor</th> <th></th> </tr> <tr> <th>MHz</th> <th>dBuV/m</th> <th>dBuV/m</th> <th>dB</th> <th>dBuV</th> <th>dB/m</th> <th>dB</th> <th>cm</th> </tr> </thead> <tbody> <tr> <td>1</td> <td>2462.00</td> <td>100.37</td> <td>-----</td> <td>-----</td> <td>95.32</td> <td>33.50</td> <td>5.44</td> <td>33.89</td> <td>400</td> <td>151</td> <td>PEAK</td> </tr> </tbody> </table>	Limit	Read	Ant	Cable	Preamp	APos	TPos	Remark	Freq	Level	Line	Margin	Level	Factor	Loss Factor		MHz	dBuV/m	dBuV/m	dB	dBuV	dB/m	dB	cm	1	2462.00	100.37	-----	-----	95.32	33.50	5.44	33.89	400	151	PEAK
	Limit	Read	Ant	Cable	Preamp	APos	TPos	Remark																																																																		
Freq	Level	Line	Margin	Level	Factor	Loss Factor																																																																				
MHz	dBuV/m	dBuV/m	dB	dBuV	dB/m	dB	cm																																																																			
1	2484.65	56.87	74.00	-17.13	51.75	33.56	5.46	33.90	400	151	PEAK																																																															
Limit	Read	Ant	Cable	Preamp	APos	TPos	Remark																																																																			
Freq	Level	Line	Margin	Level	Factor	Loss Factor																																																																				
MHz	dBuV/m	dBuV/m	dB	dBuV	dB/m	dB	cm																																																																			
1	2462.00	100.37	-----	-----	95.32	33.50	5.44	33.89	400	151	PEAK																																																															
Avg	<p style="text-align: right;">Date: 2023-08-13</p> <table border="1"> <thead> <tr> <th>Limit</th> <th>Read</th> <th>Ant</th> <th>Cable</th> <th>Preamp</th> <th>APos</th> <th>TPos</th> <th>Remark</th> </tr> <tr> <th>Freq</th> <th>Level</th> <th>Line</th> <th>Margin</th> <th>Level</th> <th>Factor</th> <th>Loss Factor</th> <th></th> </tr> <tr> <th>MHz</th> <th>dBuV/m</th> <th>dBuV/m</th> <th>dB</th> <th>dBuV</th> <th>dB/m</th> <th>dB</th> <th>cm</th> </tr> </thead> <tbody> <tr> <td>1</td> <td>2488.83</td> <td>46.44</td> <td>54.00</td> <td>-7.56</td> <td>41.30</td> <td>33.57</td> <td>5.47</td> <td>33.90</td> <td>400</td> <td>151</td> <td>AVERAGE</td> </tr> </tbody> </table>	Limit	Read	Ant	Cable	Preamp	APos	TPos	Remark	Freq	Level	Line	Margin	Level	Factor	Loss Factor		MHz	dBuV/m	dBuV/m	dB	dBuV	dB/m	dB	cm	1	2488.83	46.44	54.00	-7.56	41.30	33.57	5.47	33.90	400	151	AVERAGE	<p style="text-align: right;">Date: 2023-08-13</p> <table border="1"> <thead> <tr> <th>Limit</th> <th>Read</th> <th>Ant</th> <th>Cable</th> <th>Preamp</th> <th>APos</th> <th>TPos</th> <th>Remark</th> </tr> <tr> <th>Freq</th> <th>Level</th> <th>Line</th> <th>Margin</th> <th>Level</th> <th>Factor</th> <th>Loss Factor</th> <th></th> </tr> <tr> <th>MHz</th> <th>dBuV/m</th> <th>dBuV/m</th> <th>dB</th> <th>dBuV</th> <th>dB/m</th> <th>dB</th> <th>cm</th> </tr> </thead> <tbody> <tr> <td>1</td> <td>2462.00</td> <td>98.17</td> <td>-----</td> <td>-----</td> <td>93.12</td> <td>33.50</td> <td>5.44</td> <td>33.89</td> <td>400</td> <td>151</td> <td>AVERAGE</td> </tr> </tbody> </table>	Limit	Read	Ant	Cable	Preamp	APos	TPos	Remark	Freq	Level	Line	Margin	Level	Factor	Loss Factor		MHz	dBuV/m	dBuV/m	dB	dBuV	dB/m	dB	cm	1	2462.00	98.17	-----	-----	93.12	33.50	5.44	33.89	400	151	AVERAGE
	Limit	Read	Ant	Cable	Preamp	APos	TPos	Remark																																																																		
Freq	Level	Line	Margin	Level	Factor	Loss Factor																																																																				
MHz	dBuV/m	dBuV/m	dB	dBuV	dB/m	dB	cm																																																																			
1	2488.83	46.44	54.00	-7.56	41.30	33.57	5.47	33.90	400	151	AVERAGE																																																															
Limit	Read	Ant	Cable	Preamp	APos	TPos	Remark																																																																			
Freq	Level	Line	Margin	Level	Factor	Loss Factor																																																																				
MHz	dBuV/m	dBuV/m	dB	dBuV	dB/m	dB	cm																																																																			
1	2462.00	98.17	-----	-----	93.12	33.50	5.44	33.89	400	151	AVERAGE																																																															



Mode	3																																																																																																																																
	Harmonic																																																																																																																																
	2400-2483.5_802.11b_CH11_2462MHz																																																																																																																																
ANT	MIMO 8+9																																																																																																																																
Pol.	Horizontal	Vertical																																																																																																																															
Peak Avg																																																																																																																																	
	<table border="1"> <thead> <tr> <th></th> <th>Limit</th> <th>Read</th> <th>Ant</th> <th>Cable</th> <th>Preamp</th> <th>APos</th> <th>TPos</th> <th></th> </tr> <tr> <th>Freq</th> <th>Level</th> <th>Line</th> <th>Margin</th> <th>Level</th> <th>Factor</th> <th>Loss</th> <th>Factor</th> <th>Remark</th> </tr> <tr> <th>MHz</th> <th>dBuV/m</th> <th>dBuV/m</th> <th>dB</th> <th>dBuV</th> <th>dB/m</th> <th>dB</th> <th>dB</th> <th>cm</th> <th>deg</th> </tr> </thead> <tbody> <tr> <td>1</td> <td>4924.00</td> <td>48.84</td> <td>74.00</td> <td>-25.16</td> <td>55.65</td> <td>36.15</td> <td>8.57</td> <td>51.53</td> <td>100</td> <td>294</td> <td>Peak</td> </tr> <tr> <td>2</td> <td>4924.00</td> <td>44.48</td> <td>54.00</td> <td>-9.52</td> <td>51.29</td> <td>36.15</td> <td>8.57</td> <td>51.53</td> <td>100</td> <td>294</td> <td>Average</td> </tr> <tr> <td>3</td> <td>7386.00</td> <td>45.29</td> <td>74.00</td> <td>-28.71</td> <td>50.24</td> <td>36.05</td> <td>10.18</td> <td>51.18</td> <td>---</td> <td>---</td> <td>Peak</td> </tr> </tbody> </table>		Limit	Read	Ant	Cable	Preamp	APos	TPos		Freq	Level	Line	Margin	Level	Factor	Loss	Factor	Remark	MHz	dBuV/m	dBuV/m	dB	dBuV	dB/m	dB	dB	cm	deg	1	4924.00	48.84	74.00	-25.16	55.65	36.15	8.57	51.53	100	294	Peak	2	4924.00	44.48	54.00	-9.52	51.29	36.15	8.57	51.53	100	294	Average	3	7386.00	45.29	74.00	-28.71	50.24	36.05	10.18	51.18	---	---	Peak	<table border="1"> <thead> <tr> <th></th> <th>Limit</th> <th>Read</th> <th>Ant</th> <th>Cable</th> <th>Preamp</th> <th>APos</th> <th>TPos</th> <th></th> </tr> <tr> <th>Freq</th> <th>Level</th> <th>Line</th> <th>Margin</th> <th>Level</th> <th>Factor</th> <th>Loss</th> <th>Factor</th> <th>Remark</th> </tr> <tr> <th>MHz</th> <th>dBuV/m</th> <th>dBuV/m</th> <th>dB</th> <th>dBuV</th> <th>dB/m</th> <th>dB</th> <th>dB</th> <th>cm</th> <th>deg</th> </tr> </thead> <tbody> <tr> <td>1</td> <td>4924.00</td> <td>48.18</td> <td>74.00</td> <td>-25.82</td> <td>54.99</td> <td>36.15</td> <td>8.57</td> <td>51.53</td> <td>370</td> <td>258</td> <td>Peak</td> </tr> <tr> <td>2</td> <td>4924.00</td> <td>44.35</td> <td>54.00</td> <td>-9.65</td> <td>51.16</td> <td>36.15</td> <td>8.57</td> <td>51.53</td> <td>370</td> <td>258</td> <td>Average</td> </tr> <tr> <td>3</td> <td>7386.00</td> <td>44.40</td> <td>74.00</td> <td>-29.60</td> <td>49.35</td> <td>36.05</td> <td>10.18</td> <td>51.18</td> <td>---</td> <td>---</td> <td>Peak</td> </tr> </tbody> </table>		Limit	Read	Ant	Cable	Preamp	APos	TPos		Freq	Level	Line	Margin	Level	Factor	Loss	Factor	Remark	MHz	dBuV/m	dBuV/m	dB	dBuV	dB/m	dB	dB	cm	deg	1	4924.00	48.18	74.00	-25.82	54.99	36.15	8.57	51.53	370	258	Peak	2	4924.00	44.35	54.00	-9.65	51.16	36.15	8.57	51.53	370	258	Average	3	7386.00	44.40	74.00	-29.60	49.35	36.05	10.18	51.18	---	---
	Limit	Read	Ant	Cable	Preamp	APos	TPos																																																																																																																										
Freq	Level	Line	Margin	Level	Factor	Loss	Factor	Remark																																																																																																																									
MHz	dBuV/m	dBuV/m	dB	dBuV	dB/m	dB	dB	cm	deg																																																																																																																								
1	4924.00	48.84	74.00	-25.16	55.65	36.15	8.57	51.53	100	294	Peak																																																																																																																						
2	4924.00	44.48	54.00	-9.52	51.29	36.15	8.57	51.53	100	294	Average																																																																																																																						
3	7386.00	45.29	74.00	-28.71	50.24	36.05	10.18	51.18	---	---	Peak																																																																																																																						
	Limit	Read	Ant	Cable	Preamp	APos	TPos																																																																																																																										
Freq	Level	Line	Margin	Level	Factor	Loss	Factor	Remark																																																																																																																									
MHz	dBuV/m	dBuV/m	dB	dBuV	dB/m	dB	dB	cm	deg																																																																																																																								
1	4924.00	48.18	74.00	-25.82	54.99	36.15	8.57	51.53	370	258	Peak																																																																																																																						
2	4924.00	44.35	54.00	-9.65	51.16	36.15	8.57	51.53	370	258	Average																																																																																																																						
3	7386.00	44.40	74.00	-29.60	49.35	36.05	10.18	51.18	---	---	Peak																																																																																																																						



		4																																																																								
Mode	Band Edge																																																																									
	2400-2483.5_802.11g_CH01_2412MHz																																																																									
ANT	MIMO 8+9																																																																									
Pol.	Horizontal	Fundamental																																																																								
Peak	<table border="1"> <thead> <tr> <th>Limit</th> <th>Read</th> <th>Ant</th> <th>Cable</th> <th>Preamp</th> <th>APos</th> <th>TPos</th> <th>Remark</th> </tr> <tr> <th>Freq</th> <th>Level</th> <th>Line</th> <th>Margin</th> <th>Level</th> <th>Factor</th> <th>Loss</th> <th>Factor</th> </tr> <tr> <th>MHz</th> <th>dBuV/m</th> <th>dBuV/m</th> <th>dB</th> <th>dBuV</th> <th>dB/m</th> <th>dB</th> <th>dB</th> </tr> </thead> <tbody> <tr> <td>1</td> <td>2389.56</td> <td>64.03</td> <td>74.00</td> <td>-9.97</td> <td>59.24</td> <td>33.31</td> <td>5.36</td> <td>33.88</td> <td>100</td> <td>120</td> <td>PEAK</td> </tr> </tbody> </table>	Limit	Read	Ant	Cable	Preamp	APos	TPos	Remark	Freq	Level	Line	Margin	Level	Factor	Loss	Factor	MHz	dBuV/m	dBuV/m	dB	dBuV	dB/m	dB	dB	1	2389.56	64.03	74.00	-9.97	59.24	33.31	5.36	33.88	100	120	PEAK	<table border="1"> <thead> <tr> <th>Limit</th> <th>Read</th> <th>Ant</th> <th>Cable</th> <th>Preamp</th> <th>APos</th> <th>TPos</th> <th>Remark</th> </tr> <tr> <th>Freq</th> <th>Level</th> <th>Line</th> <th>Margin</th> <th>Level</th> <th>Factor</th> <th>Loss</th> <th>Factor</th> </tr> <tr> <th>MHz</th> <th>dBuV/m</th> <th>dBuV/m</th> <th>dB</th> <th>dBuV</th> <th>dB/m</th> <th>dB</th> <th>dB</th> </tr> </thead> <tbody> <tr> <td>1</td> <td>2412.00</td> <td>107.09</td> <td>-----</td> <td>-----</td> <td>102.21</td> <td>33.38</td> <td>5.38</td> <td>33.88</td> <td>100</td> <td>120</td> <td>PEAK</td> </tr> </tbody> </table>	Limit	Read	Ant	Cable	Preamp	APos	TPos	Remark	Freq	Level	Line	Margin	Level	Factor	Loss	Factor	MHz	dBuV/m	dBuV/m	dB	dBuV	dB/m	dB	dB	1	2412.00	107.09	-----	-----	102.21	33.38	5.38	33.88	100	120	PEAK
	Limit	Read	Ant	Cable	Preamp	APos	TPos	Remark																																																																		
Freq	Level	Line	Margin	Level	Factor	Loss	Factor																																																																			
MHz	dBuV/m	dBuV/m	dB	dBuV	dB/m	dB	dB																																																																			
1	2389.56	64.03	74.00	-9.97	59.24	33.31	5.36	33.88	100	120	PEAK																																																															
Limit	Read	Ant	Cable	Preamp	APos	TPos	Remark																																																																			
Freq	Level	Line	Margin	Level	Factor	Loss	Factor																																																																			
MHz	dBuV/m	dBuV/m	dB	dBuV	dB/m	dB	dB																																																																			
1	2412.00	107.09	-----	-----	102.21	33.38	5.38	33.88	100	120	PEAK																																																															
Avg	<table border="1"> <thead> <tr> <th>Limit</th> <th>Read</th> <th>Ant</th> <th>Cable</th> <th>Preamp</th> <th>APos</th> <th>TPos</th> <th>Remark</th> </tr> <tr> <th>Freq</th> <th>Level</th> <th>Line</th> <th>Margin</th> <th>Level</th> <th>Factor</th> <th>Loss</th> <th>Factor</th> </tr> <tr> <th>MHz</th> <th>dBuV/m</th> <th>dBuV/m</th> <th>dB</th> <th>dBuV</th> <th>dB/m</th> <th>dB</th> <th>dB</th> </tr> </thead> <tbody> <tr> <td>1</td> <td>2389.95</td> <td>50.82</td> <td>54.00</td> <td>-3.18</td> <td>46.03</td> <td>33.31</td> <td>5.36</td> <td>33.88</td> <td>100</td> <td>120</td> <td>AVERAGE</td> </tr> </tbody> </table>	Limit	Read	Ant	Cable	Preamp	APos	TPos	Remark	Freq	Level	Line	Margin	Level	Factor	Loss	Factor	MHz	dBuV/m	dBuV/m	dB	dBuV	dB/m	dB	dB	1	2389.95	50.82	54.00	-3.18	46.03	33.31	5.36	33.88	100	120	AVERAGE	<table border="1"> <thead> <tr> <th>Limit</th> <th>Read</th> <th>Ant</th> <th>Cable</th> <th>Preamp</th> <th>APos</th> <th>TPos</th> <th>Remark</th> </tr> <tr> <th>Freq</th> <th>Level</th> <th>Line</th> <th>Margin</th> <th>Level</th> <th>Factor</th> <th>Loss</th> <th>Factor</th> </tr> <tr> <th>MHz</th> <th>dBuV/m</th> <th>dBuV/m</th> <th>dB</th> <th>dBuV</th> <th>dB/m</th> <th>dB</th> <th>dB</th> </tr> </thead> <tbody> <tr> <td>1</td> <td>2412.00</td> <td>100.25</td> <td>-----</td> <td>-----</td> <td>95.38</td> <td>33.37</td> <td>5.38</td> <td>33.88</td> <td>100</td> <td>120</td> <td>AVERAGE</td> </tr> </tbody> </table>	Limit	Read	Ant	Cable	Preamp	APos	TPos	Remark	Freq	Level	Line	Margin	Level	Factor	Loss	Factor	MHz	dBuV/m	dBuV/m	dB	dBuV	dB/m	dB	dB	1	2412.00	100.25	-----	-----	95.38	33.37	5.38	33.88	100	120	AVERAGE
	Limit	Read	Ant	Cable	Preamp	APos	TPos	Remark																																																																		
Freq	Level	Line	Margin	Level	Factor	Loss	Factor																																																																			
MHz	dBuV/m	dBuV/m	dB	dBuV	dB/m	dB	dB																																																																			
1	2389.95	50.82	54.00	-3.18	46.03	33.31	5.36	33.88	100	120	AVERAGE																																																															
Limit	Read	Ant	Cable	Preamp	APos	TPos	Remark																																																																			
Freq	Level	Line	Margin	Level	Factor	Loss	Factor																																																																			
MHz	dBuV/m	dBuV/m	dB	dBuV	dB/m	dB	dB																																																																			
1	2412.00	100.25	-----	-----	95.38	33.37	5.38	33.88	100	120	AVERAGE																																																															



		4																																																																								
Mode	Band Edge																																																																									
	2400-2483.5_802.11g_CH01_2412MHz																																																																									
ANT	MIMO 8+9																																																																									
Pol.	Vertical	Fundamental																																																																								
Peak	<p style="text-align: right;">Date: 2023-08-09</p> <table border="1"> <thead> <tr> <th>Limit</th> <th>Read</th> <th>Ant</th> <th>Cable</th> <th>Preamp</th> <th>APos</th> <th>TPos</th> <th>Remark</th> </tr> <tr> <th>Freq</th> <th>Level</th> <th>Line</th> <th>Margin</th> <th>Level</th> <th>Factor</th> <th>Loss Factor</th> <th></th> </tr> <tr> <th>MHz</th> <th>dBuV/m</th> <th>dBuV/m</th> <th>dB</th> <th>dBuV</th> <th>dB/m</th> <th>dB</th> <th>cm</th> </tr> </thead> <tbody> <tr> <td>1</td> <td>2389.69</td> <td>62.89</td> <td>74.00</td> <td>-11.11</td> <td>58.10</td> <td>33.31</td> <td>5.36</td> <td>33.88</td> <td>400</td> <td>233</td> <td>PEAK</td> </tr> </tbody> </table>	Limit	Read	Ant	Cable	Preamp	APos	TPos	Remark	Freq	Level	Line	Margin	Level	Factor	Loss Factor		MHz	dBuV/m	dBuV/m	dB	dBuV	dB/m	dB	cm	1	2389.69	62.89	74.00	-11.11	58.10	33.31	5.36	33.88	400	233	PEAK	<p style="text-align: right;">Date: 2023-08-09</p> <table border="1"> <thead> <tr> <th>Limit</th> <th>Read</th> <th>Ant</th> <th>Cable</th> <th>Preamp</th> <th>APos</th> <th>TPos</th> <th>Remark</th> </tr> <tr> <th>Freq</th> <th>Level</th> <th>Line</th> <th>Margin</th> <th>Level</th> <th>Factor</th> <th>Loss Factor</th> <th></th> </tr> <tr> <th>MHz</th> <th>dBuV/m</th> <th>dBuV/m</th> <th>dB</th> <th>dBuV</th> <th>dB/m</th> <th>dB</th> <th>cm</th> </tr> </thead> <tbody> <tr> <td>1</td> <td>2412.00</td> <td>108.67</td> <td>-----</td> <td>-----</td> <td>103.82</td> <td>33.36</td> <td>5.37</td> <td>33.88</td> <td>400</td> <td>233</td> <td>PEAK</td> </tr> </tbody> </table>	Limit	Read	Ant	Cable	Preamp	APos	TPos	Remark	Freq	Level	Line	Margin	Level	Factor	Loss Factor		MHz	dBuV/m	dBuV/m	dB	dBuV	dB/m	dB	cm	1	2412.00	108.67	-----	-----	103.82	33.36	5.37	33.88	400	233	PEAK
	Limit	Read	Ant	Cable	Preamp	APos	TPos	Remark																																																																		
Freq	Level	Line	Margin	Level	Factor	Loss Factor																																																																				
MHz	dBuV/m	dBuV/m	dB	dBuV	dB/m	dB	cm																																																																			
1	2389.69	62.89	74.00	-11.11	58.10	33.31	5.36	33.88	400	233	PEAK																																																															
Limit	Read	Ant	Cable	Preamp	APos	TPos	Remark																																																																			
Freq	Level	Line	Margin	Level	Factor	Loss Factor																																																																				
MHz	dBuV/m	dBuV/m	dB	dBuV	dB/m	dB	cm																																																																			
1	2412.00	108.67	-----	-----	103.82	33.36	5.37	33.88	400	233	PEAK																																																															
Avg	<p style="text-align: right;">Date: 2023-08-09</p> <table border="1"> <thead> <tr> <th>Limit</th> <th>Read</th> <th>Ant</th> <th>Cable</th> <th>Preamp</th> <th>APos</th> <th>TPos</th> <th>Remark</th> </tr> <tr> <th>Freq</th> <th>Level</th> <th>Line</th> <th>Margin</th> <th>Level</th> <th>Factor</th> <th>Loss Factor</th> <th></th> </tr> <tr> <th>MHz</th> <th>dBuV/m</th> <th>dBuV/m</th> <th>dB</th> <th>dBuV</th> <th>dB/m</th> <th>dB</th> <th>cm</th> </tr> </thead> <tbody> <tr> <td>1</td> <td>2389.95</td> <td>50.10</td> <td>54.00</td> <td>-3.90</td> <td>45.31</td> <td>33.31</td> <td>5.36</td> <td>33.88</td> <td>400</td> <td>233</td> <td>AVERAGE</td> </tr> </tbody> </table>	Limit	Read	Ant	Cable	Preamp	APos	TPos	Remark	Freq	Level	Line	Margin	Level	Factor	Loss Factor		MHz	dBuV/m	dBuV/m	dB	dBuV	dB/m	dB	cm	1	2389.95	50.10	54.00	-3.90	45.31	33.31	5.36	33.88	400	233	AVERAGE	<p style="text-align: right;">Date: 2023-08-09</p> <table border="1"> <thead> <tr> <th>Limit</th> <th>Read</th> <th>Ant</th> <th>Cable</th> <th>Preamp</th> <th>APos</th> <th>TPos</th> <th>Remark</th> </tr> <tr> <th>Freq</th> <th>Level</th> <th>Line</th> <th>Margin</th> <th>Level</th> <th>Factor</th> <th>Loss Factor</th> <th></th> </tr> <tr> <th>MHz</th> <th>dBuV/m</th> <th>dBuV/m</th> <th>dB</th> <th>dBuV</th> <th>dB/m</th> <th>dB</th> <th>cm</th> </tr> </thead> <tbody> <tr> <td>1</td> <td>2412.00</td> <td>101.46</td> <td>-----</td> <td>-----</td> <td>96.61</td> <td>33.36</td> <td>5.37</td> <td>33.88</td> <td>400</td> <td>233</td> <td>AVERAGE</td> </tr> </tbody> </table>	Limit	Read	Ant	Cable	Preamp	APos	TPos	Remark	Freq	Level	Line	Margin	Level	Factor	Loss Factor		MHz	dBuV/m	dBuV/m	dB	dBuV	dB/m	dB	cm	1	2412.00	101.46	-----	-----	96.61	33.36	5.37	33.88	400	233	AVERAGE
	Limit	Read	Ant	Cable	Preamp	APos	TPos	Remark																																																																		
Freq	Level	Line	Margin	Level	Factor	Loss Factor																																																																				
MHz	dBuV/m	dBuV/m	dB	dBuV	dB/m	dB	cm																																																																			
1	2389.95	50.10	54.00	-3.90	45.31	33.31	5.36	33.88	400	233	AVERAGE																																																															
Limit	Read	Ant	Cable	Preamp	APos	TPos	Remark																																																																			
Freq	Level	Line	Margin	Level	Factor	Loss Factor																																																																				
MHz	dBuV/m	dBuV/m	dB	dBuV	dB/m	dB	cm																																																																			
1	2412.00	101.46	-----	-----	96.61	33.36	5.37	33.88	400	233	AVERAGE																																																															

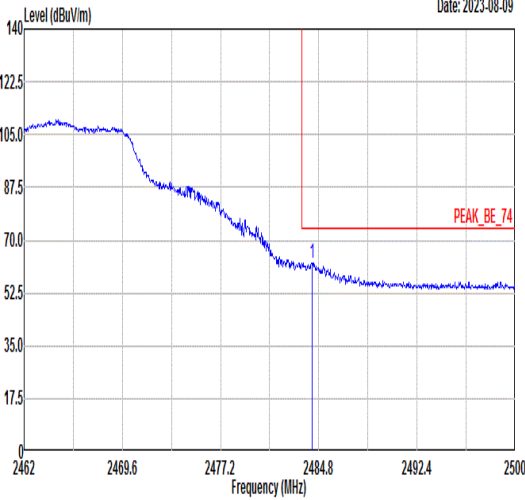
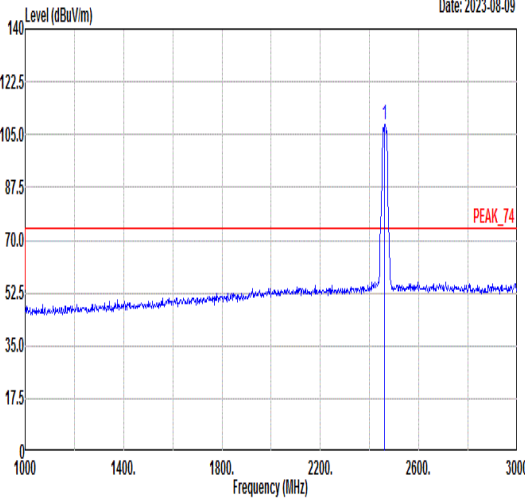
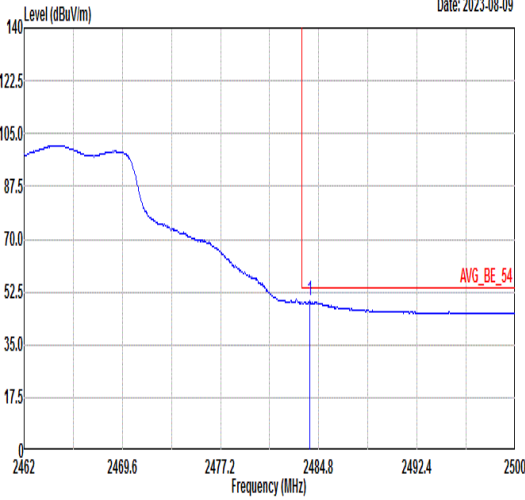
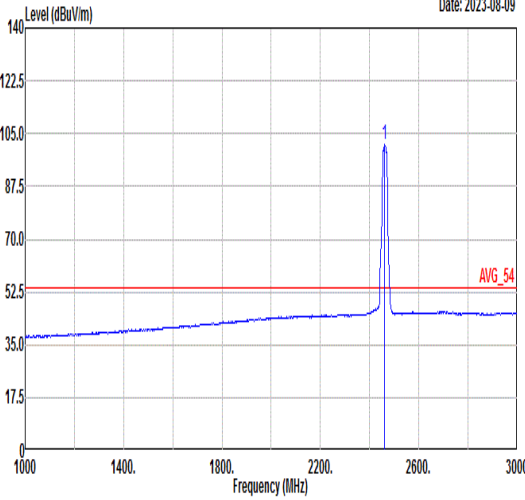


Mode	4																																																																									
	Harmonic																																																																									
	2400-2483.5_802.11g_CH01_2412MHz																																																																									
ANT	MIMO 8+9																																																																									
Pol.	Horizontal	Vertical																																																																								
Peak Avg	<table border="1"> <thead> <tr> <th>Limit</th> <th>Read</th> <th>Ant</th> <th>Cable</th> <th>Preamp</th> <th>APos</th> <th>TPos</th> <th>Remark</th> </tr> <tr> <th>Freq</th> <th>Level</th> <th>Line</th> <th>Margin</th> <th>Level</th> <th>Factor</th> <th>Loss</th> <th>Factor</th> </tr> <tr> <th>MHz</th> <th>dBuV/m</th> <th>dBuV/m</th> <th>dB</th> <th>dBuV</th> <th>dB/m</th> <th>dB</th> <th>dB</th> </tr> </thead> <tbody> <tr> <td>1</td> <td>4824.00</td> <td>49.66</td> <td>74.00</td> <td>-24.34</td> <td>56.26</td> <td>36.09</td> <td>8.88</td> <td>51.57</td> <td>---</td> <td>---</td> <td>Peak</td> </tr> </tbody> </table>	Limit	Read	Ant	Cable	Preamp	APos	TPos	Remark	Freq	Level	Line	Margin	Level	Factor	Loss	Factor	MHz	dBuV/m	dBuV/m	dB	dBuV	dB/m	dB	dB	1	4824.00	49.66	74.00	-24.34	56.26	36.09	8.88	51.57	---	---	Peak	<table border="1"> <thead> <tr> <th>Limit</th> <th>Read</th> <th>Ant</th> <th>Cable</th> <th>Preamp</th> <th>APos</th> <th>TPos</th> <th>Remark</th> </tr> <tr> <th>Freq</th> <th>Level</th> <th>Line</th> <th>Margin</th> <th>Level</th> <th>Factor</th> <th>Loss</th> <th>Factor</th> </tr> <tr> <th>MHz</th> <th>dBuV/m</th> <th>dBuV/m</th> <th>dB</th> <th>dBuV</th> <th>dB/m</th> <th>dB</th> <th>dB</th> </tr> </thead> <tbody> <tr> <td>1</td> <td>4824.00</td> <td>47.04</td> <td>74.00</td> <td>-26.96</td> <td>53.64</td> <td>36.09</td> <td>8.88</td> <td>51.57</td> <td>---</td> <td>---</td> <td>Peak</td> </tr> </tbody> </table>	Limit	Read	Ant	Cable	Preamp	APos	TPos	Remark	Freq	Level	Line	Margin	Level	Factor	Loss	Factor	MHz	dBuV/m	dBuV/m	dB	dBuV	dB/m	dB	dB	1	4824.00	47.04	74.00	-26.96	53.64	36.09	8.88	51.57	---	---	Peak
	Limit	Read	Ant	Cable	Preamp	APos	TPos	Remark																																																																		
Freq	Level	Line	Margin	Level	Factor	Loss	Factor																																																																			
MHz	dBuV/m	dBuV/m	dB	dBuV	dB/m	dB	dB																																																																			
1	4824.00	49.66	74.00	-24.34	56.26	36.09	8.88	51.57	---	---	Peak																																																															
Limit	Read	Ant	Cable	Preamp	APos	TPos	Remark																																																																			
Freq	Level	Line	Margin	Level	Factor	Loss	Factor																																																																			
MHz	dBuV/m	dBuV/m	dB	dBuV	dB/m	dB	dB																																																																			
1	4824.00	47.04	74.00	-26.96	53.64	36.09	8.88	51.57	---	---	Peak																																																															



Mode	5																																																																																																								
	Harmonic																																																																																																								
	2400-2483.5_802.11g_CH06_2437MHz																																																																																																								
ANT	MIMO 8+9																																																																																																								
Pol.	Horizontal	Vertical																																																																																																							
Peak Avg	<p>Date: 2023-08-17</p>	<p>Date: 2023-08-17</p>																																																																																																							
	<table border="1"> <thead> <tr> <th></th> <th>Limit</th> <th>Read</th> <th>Ant</th> <th>Cable</th> <th>Preamp</th> <th>APos</th> <th>TPos</th> <th></th> </tr> <tr> <th>Freq</th> <th>Level</th> <th>Line</th> <th>Margin</th> <th>Level</th> <th>Factor</th> <th>Loss</th> <th>Factor</th> <th>Remark</th> </tr> <tr> <th>MHz</th> <th>dBuV/m</th> <th>dBuV/m</th> <th>dB</th> <th>dBuV</th> <th>dB/m</th> <th>dB</th> <th>dB</th> <th>cm</th> <th>deg</th> </tr> </thead> <tbody> <tr> <td>1</td> <td>4874.00</td> <td>47.08</td> <td>74.00</td> <td>-26.92</td> <td>53.79</td> <td>36.12</td> <td>8.72</td> <td>51.55</td> <td>---</td> <td>---</td> <td>Peak</td> </tr> <tr> <td>2</td> <td>7311.00</td> <td>44.71</td> <td>74.00</td> <td>-29.29</td> <td>49.47</td> <td>36.22</td> <td>10.18</td> <td>51.16</td> <td>---</td> <td>---</td> <td>Peak</td> </tr> </tbody> </table>		Limit	Read	Ant	Cable	Preamp	APos	TPos		Freq	Level	Line	Margin	Level	Factor	Loss	Factor	Remark	MHz	dBuV/m	dBuV/m	dB	dBuV	dB/m	dB	dB	cm	deg	1	4874.00	47.08	74.00	-26.92	53.79	36.12	8.72	51.55	---	---	Peak	2	7311.00	44.71	74.00	-29.29	49.47	36.22	10.18	51.16	---	---	Peak	<table border="1"> <thead> <tr> <th></th> <th>Limit</th> <th>Read</th> <th>Ant</th> <th>Cable</th> <th>Preamp</th> <th>APos</th> <th>TPos</th> <th></th> </tr> <tr> <th>Freq</th> <th>Level</th> <th>Line</th> <th>Margin</th> <th>Level</th> <th>Factor</th> <th>Loss</th> <th>Factor</th> <th>Remark</th> </tr> <tr> <th>MHz</th> <th>dBuV/m</th> <th>dBuV/m</th> <th>dB</th> <th>dBuV</th> <th>dB/m</th> <th>dB</th> <th>dB</th> <th>cm</th> <th>deg</th> </tr> </thead> <tbody> <tr> <td>1</td> <td>4874.00</td> <td>46.14</td> <td>74.00</td> <td>-27.86</td> <td>52.85</td> <td>36.12</td> <td>8.72</td> <td>51.55</td> <td>---</td> <td>---</td> <td>Peak</td> </tr> <tr> <td>2</td> <td>7311.00</td> <td>44.74</td> <td>74.00</td> <td>-29.26</td> <td>49.50</td> <td>36.22</td> <td>10.18</td> <td>51.16</td> <td>---</td> <td>---</td> <td>Peak</td> </tr> </tbody> </table>		Limit	Read	Ant	Cable	Preamp	APos	TPos		Freq	Level	Line	Margin	Level	Factor	Loss	Factor	Remark	MHz	dBuV/m	dBuV/m	dB	dBuV	dB/m	dB	dB	cm	deg	1	4874.00	46.14	74.00	-27.86	52.85	36.12	8.72	51.55	---	---	Peak	2	7311.00	44.74	74.00	-29.26	49.50	36.22	10.18	51.16	---	---
	Limit	Read	Ant	Cable	Preamp	APos	TPos																																																																																																		
Freq	Level	Line	Margin	Level	Factor	Loss	Factor	Remark																																																																																																	
MHz	dBuV/m	dBuV/m	dB	dBuV	dB/m	dB	dB	cm	deg																																																																																																
1	4874.00	47.08	74.00	-26.92	53.79	36.12	8.72	51.55	---	---	Peak																																																																																														
2	7311.00	44.71	74.00	-29.29	49.47	36.22	10.18	51.16	---	---	Peak																																																																																														
	Limit	Read	Ant	Cable	Preamp	APos	TPos																																																																																																		
Freq	Level	Line	Margin	Level	Factor	Loss	Factor	Remark																																																																																																	
MHz	dBuV/m	dBuV/m	dB	dBuV	dB/m	dB	dB	cm	deg																																																																																																
1	4874.00	46.14	74.00	-27.86	52.85	36.12	8.72	51.55	---	---	Peak																																																																																														
2	7311.00	44.74	74.00	-29.26	49.50	36.22	10.18	51.16	---	---	Peak																																																																																														



		6																																																																								
Mode	Band Edge																																																																									
	2400-2483.5_802.11g_CH11_2462MHz																																																																									
ANT	MIMO 8+9																																																																									
Pol.	Horizontal	Fundamental																																																																								
Peak	 <p style="text-align: right;">Date: 2023-08-09</p> <table border="1"> <thead> <tr> <th>Limit</th> <th>Read</th> <th>Ant</th> <th>Cable</th> <th>Preamp</th> <th>APos</th> <th>TPos</th> <th></th> </tr> <tr> <th>Freq</th> <th>Level</th> <th>Line</th> <th>Margin</th> <th>Level</th> <th>Factor</th> <th>Loss</th> <th>Factor</th> </tr> <tr> <th>MHz</th> <th>dBuV/m</th> <th>dBuV/m</th> <th>dB</th> <th>dBuV</th> <th>dB/m</th> <th>dB</th> <th>dB</th> </tr> </thead> <tbody> <tr> <td>1</td> <td>2484.27</td> <td>62.53</td> <td>74.00</td> <td>-11.47</td> <td>57.41</td> <td>33.56</td> <td>5.46</td> <td>33.90</td> <td>100</td> <td>318</td> <td>PEAK</td> </tr> </tbody> </table>	Limit	Read	Ant	Cable	Preamp	APos	TPos		Freq	Level	Line	Margin	Level	Factor	Loss	Factor	MHz	dBuV/m	dBuV/m	dB	dBuV	dB/m	dB	dB	1	2484.27	62.53	74.00	-11.47	57.41	33.56	5.46	33.90	100	318	PEAK	 <p style="text-align: right;">Date: 2023-08-09</p> <table border="1"> <thead> <tr> <th>Limit</th> <th>Read</th> <th>Ant</th> <th>Cable</th> <th>Preamp</th> <th>APos</th> <th>TPos</th> <th></th> </tr> <tr> <th>Freq</th> <th>Level</th> <th>Line</th> <th>Margin</th> <th>Level</th> <th>Factor</th> <th>Loss</th> <th>Factor</th> </tr> <tr> <th>MHz</th> <th>dBuV/m</th> <th>dBuV/m</th> <th>dB</th> <th>dBuV</th> <th>dB/m</th> <th>dB</th> <th>dB</th> </tr> </thead> <tbody> <tr> <td>1</td> <td>2462.00</td> <td>108.26</td> <td>-----</td> <td>-----</td> <td>103.20</td> <td>33.51</td> <td>5.44</td> <td>33.89</td> <td>100</td> <td>318</td> <td>PEAK</td> </tr> </tbody> </table>	Limit	Read	Ant	Cable	Preamp	APos	TPos		Freq	Level	Line	Margin	Level	Factor	Loss	Factor	MHz	dBuV/m	dBuV/m	dB	dBuV	dB/m	dB	dB	1	2462.00	108.26	-----	-----	103.20	33.51	5.44	33.89	100	318	PEAK
	Limit	Read	Ant	Cable	Preamp	APos	TPos																																																																			
Freq	Level	Line	Margin	Level	Factor	Loss	Factor																																																																			
MHz	dBuV/m	dBuV/m	dB	dBuV	dB/m	dB	dB																																																																			
1	2484.27	62.53	74.00	-11.47	57.41	33.56	5.46	33.90	100	318	PEAK																																																															
Limit	Read	Ant	Cable	Preamp	APos	TPos																																																																				
Freq	Level	Line	Margin	Level	Factor	Loss	Factor																																																																			
MHz	dBuV/m	dBuV/m	dB	dBuV	dB/m	dB	dB																																																																			
1	2462.00	108.26	-----	-----	103.20	33.51	5.44	33.89	100	318	PEAK																																																															
Avg	 <p style="text-align: right;">Date: 2023-08-09</p> <table border="1"> <thead> <tr> <th>Limit</th> <th>Read</th> <th>Ant</th> <th>Cable</th> <th>Preamp</th> <th>APos</th> <th>TPos</th> <th></th> </tr> <tr> <th>Freq</th> <th>Level</th> <th>Line</th> <th>Margin</th> <th>Level</th> <th>Factor</th> <th>Loss</th> <th>Factor</th> </tr> <tr> <th>MHz</th> <th>dBuV/m</th> <th>dBuV/m</th> <th>dB</th> <th>dBuV</th> <th>dB/m</th> <th>dB</th> <th>dB</th> </tr> </thead> <tbody> <tr> <td>1</td> <td>2484.12</td> <td>49.50</td> <td>54.00</td> <td>-4.50</td> <td>44.38</td> <td>33.56</td> <td>5.46</td> <td>33.90</td> <td>100</td> <td>318</td> <td>AVERAGE</td> </tr> </tbody> </table>	Limit	Read	Ant	Cable	Preamp	APos	TPos		Freq	Level	Line	Margin	Level	Factor	Loss	Factor	MHz	dBuV/m	dBuV/m	dB	dBuV	dB/m	dB	dB	1	2484.12	49.50	54.00	-4.50	44.38	33.56	5.46	33.90	100	318	AVERAGE	 <p style="text-align: right;">Date: 2023-08-09</p> <table border="1"> <thead> <tr> <th>Limit</th> <th>Read</th> <th>Ant</th> <th>Cable</th> <th>Preamp</th> <th>APos</th> <th>TPos</th> <th></th> </tr> <tr> <th>Freq</th> <th>Level</th> <th>Line</th> <th>Margin</th> <th>Level</th> <th>Factor</th> <th>Loss</th> <th>Factor</th> </tr> <tr> <th>MHz</th> <th>dBuV/m</th> <th>dBuV/m</th> <th>dB</th> <th>dBuV</th> <th>dB/m</th> <th>dB</th> <th>dB</th> </tr> </thead> <tbody> <tr> <td>1</td> <td>2462.00</td> <td>101.54</td> <td>-----</td> <td>-----</td> <td>96.50</td> <td>33.50</td> <td>5.43</td> <td>33.89</td> <td>100</td> <td>318</td> <td>AVERAGE</td> </tr> </tbody> </table>	Limit	Read	Ant	Cable	Preamp	APos	TPos		Freq	Level	Line	Margin	Level	Factor	Loss	Factor	MHz	dBuV/m	dBuV/m	dB	dBuV	dB/m	dB	dB	1	2462.00	101.54	-----	-----	96.50	33.50	5.43	33.89	100	318	AVERAGE
	Limit	Read	Ant	Cable	Preamp	APos	TPos																																																																			
Freq	Level	Line	Margin	Level	Factor	Loss	Factor																																																																			
MHz	dBuV/m	dBuV/m	dB	dBuV	dB/m	dB	dB																																																																			
1	2484.12	49.50	54.00	-4.50	44.38	33.56	5.46	33.90	100	318	AVERAGE																																																															
Limit	Read	Ant	Cable	Preamp	APos	TPos																																																																				
Freq	Level	Line	Margin	Level	Factor	Loss	Factor																																																																			
MHz	dBuV/m	dBuV/m	dB	dBuV	dB/m	dB	dB																																																																			
1	2462.00	101.54	-----	-----	96.50	33.50	5.43	33.89	100	318	AVERAGE																																																															



		6																																																																								
Mode	Band Edge																																																																									
	2400-2483.5_802.11g_CH11_2462MHz																																																																									
ANT	MIMO 8+9																																																																									
Pol.	Vertical	Fundamental																																																																								
Peak	<p style="text-align: right;">Date: 2023-08-09</p> <table border="1"> <thead> <tr> <th>Limit</th> <th>Read</th> <th>Ant</th> <th>Cable</th> <th>Preamp</th> <th>APos</th> <th>TPos</th> <th>Remark</th> </tr> <tr> <th>Freq</th> <th>Level</th> <th>Line</th> <th>Margin</th> <th>Level</th> <th>Factor</th> <th>Loss</th> <th>Factor</th> </tr> <tr> <th>MHz</th> <th>dBuV/m</th> <th>dBuV/m</th> <th>dB</th> <th>dBuV</th> <th>dB/m</th> <th>dB</th> <th>dB</th> </tr> </thead> <tbody> <tr> <td>1</td> <td>2484.72</td> <td>59.20</td> <td>74.00</td> <td>-14.80</td> <td>54.08</td> <td>33.56</td> <td>5.46</td> <td>33.90</td> <td>361</td> <td>182</td> <td>PEAK</td> </tr> </tbody> </table>	Limit	Read	Ant	Cable	Preamp	APos	TPos	Remark	Freq	Level	Line	Margin	Level	Factor	Loss	Factor	MHz	dBuV/m	dBuV/m	dB	dBuV	dB/m	dB	dB	1	2484.72	59.20	74.00	-14.80	54.08	33.56	5.46	33.90	361	182	PEAK	<p style="text-align: right;">Date: 2023-08-09</p> <table border="1"> <thead> <tr> <th>Limit</th> <th>Read</th> <th>Ant</th> <th>Cable</th> <th>Preamp</th> <th>APos</th> <th>TPos</th> <th>Remark</th> </tr> <tr> <th>Freq</th> <th>Level</th> <th>Line</th> <th>Margin</th> <th>Level</th> <th>Factor</th> <th>Loss</th> <th>Factor</th> </tr> <tr> <th>MHz</th> <th>dBuV/m</th> <th>dBuV/m</th> <th>dB</th> <th>dBuV</th> <th>dB/m</th> <th>dB</th> <th>dB</th> </tr> </thead> <tbody> <tr> <td>1</td> <td>2462.00</td> <td>102.32</td> <td>-----</td> <td>-----</td> <td>97.26</td> <td>33.51</td> <td>5.44</td> <td>33.89</td> <td>361</td> <td>182</td> <td>PEAK</td> </tr> </tbody> </table>	Limit	Read	Ant	Cable	Preamp	APos	TPos	Remark	Freq	Level	Line	Margin	Level	Factor	Loss	Factor	MHz	dBuV/m	dBuV/m	dB	dBuV	dB/m	dB	dB	1	2462.00	102.32	-----	-----	97.26	33.51	5.44	33.89	361	182	PEAK
	Limit	Read	Ant	Cable	Preamp	APos	TPos	Remark																																																																		
Freq	Level	Line	Margin	Level	Factor	Loss	Factor																																																																			
MHz	dBuV/m	dBuV/m	dB	dBuV	dB/m	dB	dB																																																																			
1	2484.72	59.20	74.00	-14.80	54.08	33.56	5.46	33.90	361	182	PEAK																																																															
Limit	Read	Ant	Cable	Preamp	APos	TPos	Remark																																																																			
Freq	Level	Line	Margin	Level	Factor	Loss	Factor																																																																			
MHz	dBuV/m	dBuV/m	dB	dBuV	dB/m	dB	dB																																																																			
1	2462.00	102.32	-----	-----	97.26	33.51	5.44	33.89	361	182	PEAK																																																															
Avg	<p style="text-align: right;">Date: 2023-08-09</p> <table border="1"> <thead> <tr> <th>Limit</th> <th>Read</th> <th>Ant</th> <th>Cable</th> <th>Preamp</th> <th>APos</th> <th>TPos</th> <th>Remark</th> </tr> <tr> <th>Freq</th> <th>Level</th> <th>Line</th> <th>Margin</th> <th>Level</th> <th>Factor</th> <th>Loss</th> <th>Factor</th> </tr> <tr> <th>MHz</th> <th>dBuV/m</th> <th>dBuV/m</th> <th>dB</th> <th>dBuV</th> <th>dB/m</th> <th>dB</th> <th>dB</th> </tr> </thead> <tbody> <tr> <td>1</td> <td>2484.23</td> <td>46.95</td> <td>54.00</td> <td>-7.05</td> <td>41.83</td> <td>33.56</td> <td>5.46</td> <td>33.90</td> <td>361</td> <td>182</td> <td>AVERAGE</td> </tr> </tbody> </table>	Limit	Read	Ant	Cable	Preamp	APos	TPos	Remark	Freq	Level	Line	Margin	Level	Factor	Loss	Factor	MHz	dBuV/m	dBuV/m	dB	dBuV	dB/m	dB	dB	1	2484.23	46.95	54.00	-7.05	41.83	33.56	5.46	33.90	361	182	AVERAGE	<p style="text-align: right;">Date: 2023-08-09</p> <table border="1"> <thead> <tr> <th>Limit</th> <th>Read</th> <th>Ant</th> <th>Cable</th> <th>Preamp</th> <th>APos</th> <th>TPos</th> <th>Remark</th> </tr> <tr> <th>Freq</th> <th>Level</th> <th>Line</th> <th>Margin</th> <th>Level</th> <th>Factor</th> <th>Loss</th> <th>Factor</th> </tr> <tr> <th>MHz</th> <th>dBuV/m</th> <th>dBuV/m</th> <th>dB</th> <th>dBuV</th> <th>dB/m</th> <th>dB</th> <th>dB</th> </tr> </thead> <tbody> <tr> <td>1</td> <td>2462.00</td> <td>95.22</td> <td>-----</td> <td>-----</td> <td>90.18</td> <td>33.50</td> <td>5.43</td> <td>33.89</td> <td>361</td> <td>182</td> <td>AVERAGE</td> </tr> </tbody> </table>	Limit	Read	Ant	Cable	Preamp	APos	TPos	Remark	Freq	Level	Line	Margin	Level	Factor	Loss	Factor	MHz	dBuV/m	dBuV/m	dB	dBuV	dB/m	dB	dB	1	2462.00	95.22	-----	-----	90.18	33.50	5.43	33.89	361	182	AVERAGE
Limit	Read	Ant	Cable	Preamp	APos	TPos	Remark																																																																			
Freq	Level	Line	Margin	Level	Factor	Loss	Factor																																																																			
MHz	dBuV/m	dBuV/m	dB	dBuV	dB/m	dB	dB																																																																			
1	2484.23	46.95	54.00	-7.05	41.83	33.56	5.46	33.90	361	182	AVERAGE																																																															
Limit	Read	Ant	Cable	Preamp	APos	TPos	Remark																																																																			
Freq	Level	Line	Margin	Level	Factor	Loss	Factor																																																																			
MHz	dBuV/m	dBuV/m	dB	dBuV	dB/m	dB	dB																																																																			
1	2462.00	95.22	-----	-----	90.18	33.50	5.43	33.89	361	182	AVERAGE																																																															

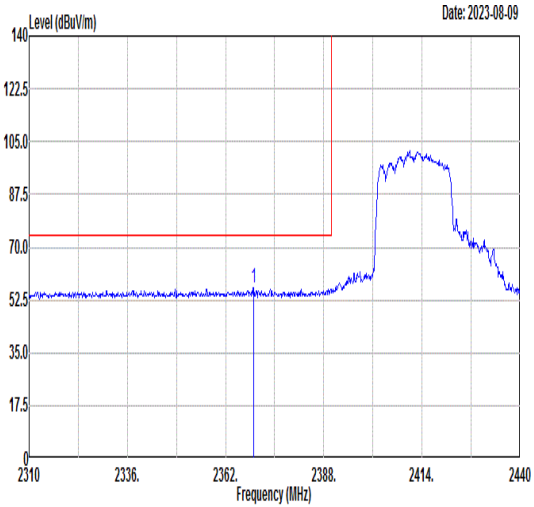
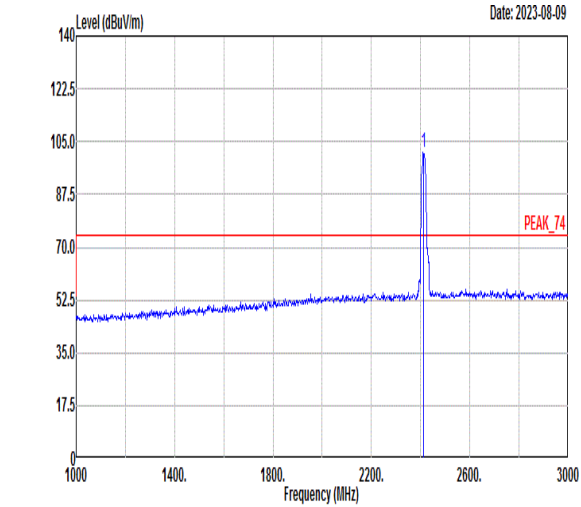
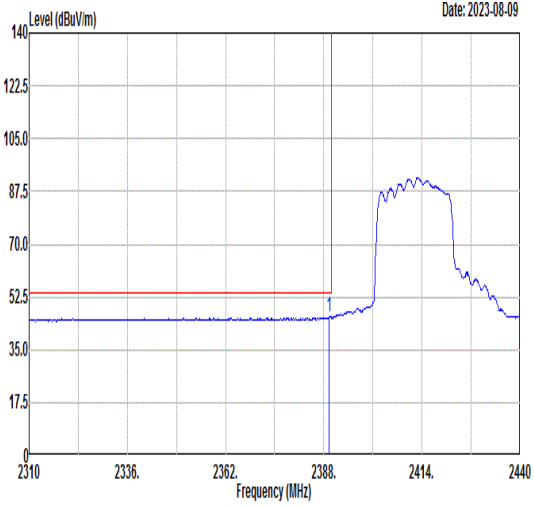
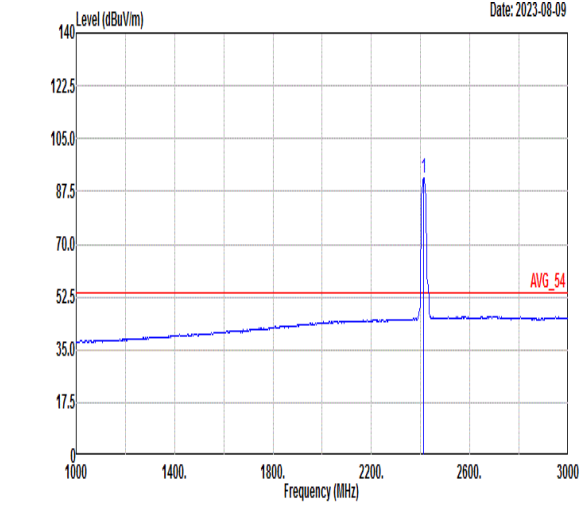


Mode	6																																																																																	
	Harmonic																																																																																	
	2400-2483.5_802.11g_CH11_2462MHz																																																																																	
ANT	MIMO 8+9																																																																																	
Pol.	Horizontal	Vertical																																																																																
Peak Avg	<p>Date: 2023-08-18</p> <table border="1"> <thead> <tr> <th>Limit</th> <th>Read</th> <th>Ant</th> <th>Cable</th> <th>Preamp</th> <th>APos</th> <th>TPos</th> <th></th> </tr> <tr> <th>Freq</th> <th>Level</th> <th>Line</th> <th>Margin</th> <th>Level</th> <th>Factor</th> <th>Loss Factor</th> <th>Remark</th> </tr> </thead> <tbody> <tr> <td>1</td> <td>4924.00</td> <td>44.79</td> <td>74.00</td> <td>-29.21</td> <td>51.60</td> <td>36.15</td> <td>8.57</td> <td>51.53</td> <td>---</td> <td>---</td> <td>Peak</td> </tr> <tr> <td>2</td> <td>7386.00</td> <td>44.50</td> <td>74.00</td> <td>-29.50</td> <td>49.45</td> <td>36.05</td> <td>10.18</td> <td>51.18</td> <td>---</td> <td>---</td> <td>Peak</td> </tr> </tbody> </table>	Limit	Read	Ant	Cable	Preamp	APos	TPos		Freq	Level	Line	Margin	Level	Factor	Loss Factor	Remark	1	4924.00	44.79	74.00	-29.21	51.60	36.15	8.57	51.53	---	---	Peak	2	7386.00	44.50	74.00	-29.50	49.45	36.05	10.18	51.18	---	---	Peak	<p>Date: 2023-08-18</p> <table border="1"> <thead> <tr> <th>Limit</th> <th>Read</th> <th>Ant</th> <th>Cable</th> <th>Preamp</th> <th>APos</th> <th>TPos</th> <th></th> </tr> <tr> <th>Freq</th> <th>Level</th> <th>Line</th> <th>Margin</th> <th>Level</th> <th>Factor</th> <th>Loss Factor</th> <th>Remark</th> </tr> </thead> <tbody> <tr> <td>1</td> <td>4924.00</td> <td>45.79</td> <td>74.00</td> <td>-28.21</td> <td>52.60</td> <td>36.15</td> <td>8.57</td> <td>51.53</td> <td>---</td> <td>---</td> <td>Peak</td> </tr> <tr> <td>2</td> <td>7386.00</td> <td>44.80</td> <td>74.00</td> <td>-29.20</td> <td>49.75</td> <td>36.05</td> <td>10.18</td> <td>51.18</td> <td>---</td> <td>---</td> <td>Peak</td> </tr> </tbody> </table>	Limit	Read	Ant	Cable	Preamp	APos	TPos		Freq	Level	Line	Margin	Level	Factor	Loss Factor	Remark	1	4924.00	45.79	74.00	-28.21	52.60	36.15	8.57	51.53	---	---	Peak	2	7386.00	44.80	74.00	-29.20	49.75	36.05	10.18	51.18	---	---	Peak
	Limit	Read	Ant	Cable	Preamp	APos	TPos																																																																											
Freq	Level	Line	Margin	Level	Factor	Loss Factor	Remark																																																																											
1	4924.00	44.79	74.00	-29.21	51.60	36.15	8.57	51.53	---	---	Peak																																																																							
2	7386.00	44.50	74.00	-29.50	49.45	36.05	10.18	51.18	---	---	Peak																																																																							
Limit	Read	Ant	Cable	Preamp	APos	TPos																																																																												
Freq	Level	Line	Margin	Level	Factor	Loss Factor	Remark																																																																											
1	4924.00	45.79	74.00	-28.21	52.60	36.15	8.57	51.53	---	---	Peak																																																																							
2	7386.00	44.80	74.00	-29.20	49.75	36.05	10.18	51.18	---	---	Peak																																																																							



7																																					
Mode	Band Edge																																				
	2400-2483.5_802.11ax HE20_CH01_Full_2412MHz																																				
ANT	CDD 8+9																																				
Pol.	Horizontal																																				
Peak	<p style="text-align: right;">Date: 2023-08-09</p> <table border="1"> <thead> <tr> <th>Limit</th> <th>Read</th> <th>Ant</th> <th>Cable</th> <th>Preamp</th> <th>APos</th> <th>TPos</th> <th>Remark</th> </tr> <tr> <th>Freq</th> <th>Level</th> <th>Line</th> <th>Margin</th> <th>Level</th> <th>Factor</th> <th>Loss</th> <th>Factor</th> </tr> <tr> <th>MHz</th> <th>dBuV/m</th> <th>dBuV/m</th> <th>dB</th> <th>dBuV</th> <th>dB/m</th> <th>dB</th> <th>cm</th> </tr> </thead> <tbody> <tr> <td>1</td> <td>2389.95</td> <td>64.82</td> <td>74.00</td> <td>-9.18</td> <td>60.03</td> <td>33.31</td> <td>5.36</td> <td>33.88</td> <td>100</td> <td>123</td> <td>PEAK</td> </tr> </tbody> </table>	Limit	Read	Ant	Cable	Preamp	APos	TPos	Remark	Freq	Level	Line	Margin	Level	Factor	Loss	Factor	MHz	dBuV/m	dBuV/m	dB	dBuV	dB/m	dB	cm	1	2389.95	64.82	74.00	-9.18	60.03	33.31	5.36	33.88	100	123	PEAK
	Limit	Read	Ant	Cable	Preamp	APos	TPos	Remark																													
Freq	Level	Line	Margin	Level	Factor	Loss	Factor																														
MHz	dBuV/m	dBuV/m	dB	dBuV	dB/m	dB	cm																														
1	2389.95	64.82	74.00	-9.18	60.03	33.31	5.36	33.88	100	123	PEAK																										
<p style="text-align: right;">Date: 2023-08-09</p> <table border="1"> <thead> <tr> <th>Limit</th> <th>Read</th> <th>Ant</th> <th>Cable</th> <th>Preamp</th> <th>APos</th> <th>TPos</th> <th>Remark</th> </tr> <tr> <th>Freq</th> <th>Level</th> <th>Line</th> <th>Margin</th> <th>Level</th> <th>Factor</th> <th>Loss</th> <th>Factor</th> </tr> <tr> <th>MHz</th> <th>dBuV/m</th> <th>dBuV/m</th> <th>dB</th> <th>dBuV</th> <th>dB/m</th> <th>dB</th> <th>cm</th> </tr> </thead> <tbody> <tr> <td>1</td> <td>2412.00</td> <td>107.03</td> <td>-----</td> <td>-----</td> <td>102.15</td> <td>33.38</td> <td>5.38</td> <td>33.88</td> <td>100</td> <td>123</td> <td>PEAK</td> </tr> </tbody> </table>	Limit	Read	Ant	Cable	Preamp	APos	TPos	Remark	Freq	Level	Line	Margin	Level	Factor	Loss	Factor	MHz	dBuV/m	dBuV/m	dB	dBuV	dB/m	dB	cm	1	2412.00	107.03	-----	-----	102.15	33.38	5.38	33.88	100	123	PEAK	
Limit	Read	Ant	Cable	Preamp	APos	TPos	Remark																														
Freq	Level	Line	Margin	Level	Factor	Loss	Factor																														
MHz	dBuV/m	dBuV/m	dB	dBuV	dB/m	dB	cm																														
1	2412.00	107.03	-----	-----	102.15	33.38	5.38	33.88	100	123	PEAK																										
Avg	<p style="text-align: right;">Date: 2023-08-09</p> <table border="1"> <thead> <tr> <th>Limit</th> <th>Read</th> <th>Ant</th> <th>Cable</th> <th>Preamp</th> <th>APos</th> <th>TPos</th> <th>Remark</th> </tr> <tr> <th>Freq</th> <th>Level</th> <th>Line</th> <th>Margin</th> <th>Level</th> <th>Factor</th> <th>Loss</th> <th>Factor</th> </tr> <tr> <th>MHz</th> <th>dBuV/m</th> <th>dBuV/m</th> <th>dB</th> <th>dBuV</th> <th>dB/m</th> <th>dB</th> <th>cm</th> </tr> </thead> <tbody> <tr> <td>1</td> <td>2389.82</td> <td>50.09</td> <td>54.00</td> <td>-3.91</td> <td>45.30</td> <td>33.31</td> <td>5.36</td> <td>33.88</td> <td>100</td> <td>123</td> <td>AVERAGE</td> </tr> </tbody> </table>	Limit	Read	Ant	Cable	Preamp	APos	TPos	Remark	Freq	Level	Line	Margin	Level	Factor	Loss	Factor	MHz	dBuV/m	dBuV/m	dB	dBuV	dB/m	dB	cm	1	2389.82	50.09	54.00	-3.91	45.30	33.31	5.36	33.88	100	123	AVERAGE
	Limit	Read	Ant	Cable	Preamp	APos	TPos	Remark																													
Freq	Level	Line	Margin	Level	Factor	Loss	Factor																														
MHz	dBuV/m	dBuV/m	dB	dBuV	dB/m	dB	cm																														
1	2389.82	50.09	54.00	-3.91	45.30	33.31	5.36	33.88	100	123	AVERAGE																										
<p style="text-align: right;">Date: 2023-08-09</p> <table border="1"> <thead> <tr> <th>Limit</th> <th>Read</th> <th>Ant</th> <th>Cable</th> <th>Preamp</th> <th>APos</th> <th>TPos</th> <th>Remark</th> </tr> <tr> <th>Freq</th> <th>Level</th> <th>Line</th> <th>Margin</th> <th>Level</th> <th>Factor</th> <th>Loss</th> <th>Factor</th> </tr> <tr> <th>MHz</th> <th>dBuV/m</th> <th>dBuV/m</th> <th>dB</th> <th>dBuV</th> <th>dB/m</th> <th>dB</th> <th>cm</th> </tr> </thead> <tbody> <tr> <td>1</td> <td>2412.00</td> <td>99.01</td> <td>-----</td> <td>-----</td> <td>94.14</td> <td>33.37</td> <td>5.38</td> <td>33.88</td> <td>100</td> <td>123</td> <td>AVERAGE</td> </tr> </tbody> </table>	Limit	Read	Ant	Cable	Preamp	APos	TPos	Remark	Freq	Level	Line	Margin	Level	Factor	Loss	Factor	MHz	dBuV/m	dBuV/m	dB	dBuV	dB/m	dB	cm	1	2412.00	99.01	-----	-----	94.14	33.37	5.38	33.88	100	123	AVERAGE	
Limit	Read	Ant	Cable	Preamp	APos	TPos	Remark																														
Freq	Level	Line	Margin	Level	Factor	Loss	Factor																														
MHz	dBuV/m	dBuV/m	dB	dBuV	dB/m	dB	cm																														
1	2412.00	99.01	-----	-----	94.14	33.37	5.38	33.88	100	123	AVERAGE																										



7																																					
Mode	Band Edge																																				
	2400-2483.5_802.11ax HE20_CH01_Full_2412MHz																																				
ANT	CDD 8+9																																				
Pol.	Vertical																																				
Peak	 <p style="text-align: right;">Date: 2023-08-09</p> <table border="1"> <thead> <tr> <th>Limit</th> <th>Read</th> <th>Ant</th> <th>Cable</th> <th>Preamp</th> <th>APos</th> <th>TPos</th> <th>Remark</th> </tr> <tr> <th>Freq</th> <th>Level</th> <th>Line</th> <th>Margin</th> <th>Level</th> <th>Factor</th> <th>Loss</th> <th>Factor</th> </tr> <tr> <th>MHz</th> <th>dBuV/m</th> <th>dBuV/m</th> <th>dB</th> <th>dBuV</th> <th>dB/m</th> <th>dB</th> <th>dB</th> </tr> </thead> <tbody> <tr> <td>1</td> <td>2369.41</td> <td>56.29</td> <td>74.00</td> <td>-17.71</td> <td>51.56</td> <td>33.26</td> <td>5.34</td> <td>33.87</td> <td>100</td> <td>274</td> <td>PEAK</td> </tr> </tbody> </table>	Limit	Read	Ant	Cable	Preamp	APos	TPos	Remark	Freq	Level	Line	Margin	Level	Factor	Loss	Factor	MHz	dBuV/m	dBuV/m	dB	dBuV	dB/m	dB	dB	1	2369.41	56.29	74.00	-17.71	51.56	33.26	5.34	33.87	100	274	PEAK
	Limit	Read	Ant	Cable	Preamp	APos	TPos	Remark																													
Freq	Level	Line	Margin	Level	Factor	Loss	Factor																														
MHz	dBuV/m	dBuV/m	dB	dBuV	dB/m	dB	dB																														
1	2369.41	56.29	74.00	-17.71	51.56	33.26	5.34	33.87	100	274	PEAK																										
 <p style="text-align: right;">Date: 2023-08-09</p> <table border="1"> <thead> <tr> <th>Limit</th> <th>Read</th> <th>Ant</th> <th>Cable</th> <th>Preamp</th> <th>APos</th> <th>TPos</th> <th>Remark</th> </tr> <tr> <th>Freq</th> <th>Level</th> <th>Line</th> <th>Margin</th> <th>Level</th> <th>Factor</th> <th>Loss</th> <th>Factor</th> </tr> <tr> <th>MHz</th> <th>dBuV/m</th> <th>dBuV/m</th> <th>dB</th> <th>dBuV</th> <th>dB/m</th> <th>dB</th> <th>dB</th> </tr> </thead> <tbody> <tr> <td>1</td> <td>2412.00</td> <td>101.26</td> <td>-----</td> <td>-----</td> <td>96.39</td> <td>33.37</td> <td>5.38</td> <td>33.88</td> <td>100</td> <td>274</td> <td>PEAK</td> </tr> </tbody> </table>	Limit	Read	Ant	Cable	Preamp	APos	TPos	Remark	Freq	Level	Line	Margin	Level	Factor	Loss	Factor	MHz	dBuV/m	dBuV/m	dB	dBuV	dB/m	dB	dB	1	2412.00	101.26	-----	-----	96.39	33.37	5.38	33.88	100	274	PEAK	
Limit	Read	Ant	Cable	Preamp	APos	TPos	Remark																														
Freq	Level	Line	Margin	Level	Factor	Loss	Factor																														
MHz	dBuV/m	dBuV/m	dB	dBuV	dB/m	dB	dB																														
1	2412.00	101.26	-----	-----	96.39	33.37	5.38	33.88	100	274	PEAK																										
Avg	 <p style="text-align: right;">Date: 2023-08-09</p> <table border="1"> <thead> <tr> <th>Limit</th> <th>Read</th> <th>Ant</th> <th>Cable</th> <th>Preamp</th> <th>APos</th> <th>TPos</th> <th>Remark</th> </tr> <tr> <th>Freq</th> <th>Level</th> <th>Line</th> <th>Margin</th> <th>Level</th> <th>Factor</th> <th>Loss</th> <th>Factor</th> </tr> <tr> <th>MHz</th> <th>dBuV/m</th> <th>dBuV/m</th> <th>dB</th> <th>dBuV</th> <th>dB/m</th> <th>dB</th> <th>dB</th> </tr> </thead> <tbody> <tr> <td>1</td> <td>2389.30</td> <td>45.81</td> <td>54.00</td> <td>-8.19</td> <td>41.02</td> <td>33.31</td> <td>5.36</td> <td>33.88</td> <td>100</td> <td>274</td> <td>AVERAGE</td> </tr> </tbody> </table>	Limit	Read	Ant	Cable	Preamp	APos	TPos	Remark	Freq	Level	Line	Margin	Level	Factor	Loss	Factor	MHz	dBuV/m	dBuV/m	dB	dBuV	dB/m	dB	dB	1	2389.30	45.81	54.00	-8.19	41.02	33.31	5.36	33.88	100	274	AVERAGE
	Limit	Read	Ant	Cable	Preamp	APos	TPos	Remark																													
Freq	Level	Line	Margin	Level	Factor	Loss	Factor																														
MHz	dBuV/m	dBuV/m	dB	dBuV	dB/m	dB	dB																														
1	2389.30	45.81	54.00	-8.19	41.02	33.31	5.36	33.88	100	274	AVERAGE																										
 <p style="text-align: right;">Date: 2023-08-09</p> <table border="1"> <thead> <tr> <th>Limit</th> <th>Read</th> <th>Ant</th> <th>Cable</th> <th>Preamp</th> <th>APos</th> <th>TPos</th> <th>Remark</th> </tr> <tr> <th>Freq</th> <th>Level</th> <th>Line</th> <th>Margin</th> <th>Level</th> <th>Factor</th> <th>Loss</th> <th>Factor</th> </tr> <tr> <th>MHz</th> <th>dBuV/m</th> <th>dBuV/m</th> <th>dB</th> <th>dBuV</th> <th>dB/m</th> <th>dB</th> <th>dB</th> </tr> </thead> <tbody> <tr> <td>1</td> <td>2412.00</td> <td>91.88</td> <td>-----</td> <td>-----</td> <td>87.01</td> <td>33.37</td> <td>5.38</td> <td>33.88</td> <td>100</td> <td>274</td> <td>AVERAGE</td> </tr> </tbody> </table>	Limit	Read	Ant	Cable	Preamp	APos	TPos	Remark	Freq	Level	Line	Margin	Level	Factor	Loss	Factor	MHz	dBuV/m	dBuV/m	dB	dBuV	dB/m	dB	dB	1	2412.00	91.88	-----	-----	87.01	33.37	5.38	33.88	100	274	AVERAGE	
Limit	Read	Ant	Cable	Preamp	APos	TPos	Remark																														
Freq	Level	Line	Margin	Level	Factor	Loss	Factor																														
MHz	dBuV/m	dBuV/m	dB	dBuV	dB/m	dB	dB																														
1	2412.00	91.88	-----	-----	87.01	33.37	5.38	33.88	100	274	AVERAGE																										



Mode	7																																																																								
	Harmonic																																																																								
	2400-2483.5_802.11ax HE20_CH01_Full_2412MHz																																																																								
ANT	CDD 8+9																																																																								
Pol.	Horizontal	Vertical																																																																							
Peak Avg	<p>Date: 2023-08-18</p>	<p>Date: 2023-08-18</p>																																																																							
	<table border="1"> <thead> <tr> <th>Limit</th> <th>Read</th> <th>Ant</th> <th>Cable</th> <th>Preamp</th> <th>APos</th> <th>TPos</th> <th></th> </tr> <tr> <th>Freq</th> <th>Level</th> <th>Line</th> <th>Margin</th> <th>Level</th> <th>Factor</th> <th>Loss</th> <th>Factor</th> </tr> <tr> <th>MHz</th> <th>dBuV/m</th> <th>dBuV/m</th> <th>dB</th> <th>dBuV</th> <th>dB/m</th> <th>dB</th> <th>cm</th> </tr> </thead> <tbody> <tr> <td>1</td> <td>48.24</td> <td>48.03</td> <td>74.00</td> <td>-25.97</td> <td>54.63</td> <td>36.09</td> <td>8.88</td> <td>51.57</td> <td>---</td> <td>---</td> <td>Peak</td> </tr> </tbody> </table>	Limit	Read	Ant	Cable	Preamp	APos	TPos		Freq	Level	Line	Margin	Level	Factor	Loss	Factor	MHz	dBuV/m	dBuV/m	dB	dBuV	dB/m	dB	cm	1	48.24	48.03	74.00	-25.97	54.63	36.09	8.88	51.57	---	---	Peak	<table border="1"> <thead> <tr> <th>Limit</th> <th>Read</th> <th>Ant</th> <th>Cable</th> <th>Preamp</th> <th>APos</th> <th>TPos</th> <th></th> </tr> <tr> <th>Freq</th> <th>Level</th> <th>Line</th> <th>Margin</th> <th>Level</th> <th>Factor</th> <th>Loss</th> <th>Factor</th> </tr> <tr> <th>MHz</th> <th>dBuV/m</th> <th>dBuV/m</th> <th>dB</th> <th>dBuV</th> <th>dB/m</th> <th>dB</th> <th>cm</th> </tr> </thead> <tbody> <tr> <td>1</td> <td>48.24</td> <td>48.22</td> <td>74.00</td> <td>-25.78</td> <td>54.82</td> <td>36.09</td> <td>8.88</td> <td>51.57</td> <td>---</td> <td>---</td> <td>Peak</td> </tr> </tbody> </table>	Limit	Read	Ant	Cable	Preamp	APos	TPos		Freq	Level	Line	Margin	Level	Factor	Loss	Factor	MHz	dBuV/m	dBuV/m	dB	dBuV	dB/m	dB	cm	1	48.24	48.22	74.00	-25.78	54.82	36.09	8.88	51.57	---	---
Limit	Read	Ant	Cable	Preamp	APos	TPos																																																																			
Freq	Level	Line	Margin	Level	Factor	Loss	Factor																																																																		
MHz	dBuV/m	dBuV/m	dB	dBuV	dB/m	dB	cm																																																																		
1	48.24	48.03	74.00	-25.97	54.63	36.09	8.88	51.57	---	---	Peak																																																														
Limit	Read	Ant	Cable	Preamp	APos	TPos																																																																			
Freq	Level	Line	Margin	Level	Factor	Loss	Factor																																																																		
MHz	dBuV/m	dBuV/m	dB	dBuV	dB/m	dB	cm																																																																		
1	48.24	48.22	74.00	-25.78	54.82	36.09	8.88	51.57	---	---	Peak																																																														



Mode	8																																																																																																								
	Harmonic																																																																																																								
	2400-2483.5_802.11ax HE20_CH06_Full_2437MHz																																																																																																								
ANT	CDD 8+9																																																																																																								
Pol.	Horizontal	Vertical																																																																																																							
Peak Avg																																																																																																									
	<table border="1"> <thead> <tr> <th></th> <th>Limit</th> <th>Read</th> <th>Ant</th> <th>Cable</th> <th>Preamp</th> <th>APos</th> <th>TPos</th> <th></th> </tr> <tr> <th>Freq</th> <th>Level</th> <th>Line</th> <th>Margin</th> <th>Level</th> <th>Factor</th> <th>Loss</th> <th>Factor</th> <th>Remark</th> </tr> <tr> <th>MHz</th> <th>dBuV/m</th> <th>dBuV/m</th> <th>dB</th> <th>dBuV</th> <th>dB/m</th> <th>dB</th> <th>dB</th> <th>cm</th> <th>deg</th> </tr> </thead> <tbody> <tr> <td>1</td> <td>4874.00</td> <td>47.36</td> <td>74.00</td> <td>-26.64</td> <td>54.07</td> <td>36.12</td> <td>8.72</td> <td>51.55</td> <td>---</td> <td>---</td> <td>Peak</td> </tr> <tr> <td>2</td> <td>7311.00</td> <td>44.68</td> <td>74.00</td> <td>-29.32</td> <td>49.44</td> <td>36.22</td> <td>10.18</td> <td>51.16</td> <td>---</td> <td>---</td> <td>Peak</td> </tr> </tbody> </table>		Limit	Read	Ant	Cable	Preamp	APos	TPos		Freq	Level	Line	Margin	Level	Factor	Loss	Factor	Remark	MHz	dBuV/m	dBuV/m	dB	dBuV	dB/m	dB	dB	cm	deg	1	4874.00	47.36	74.00	-26.64	54.07	36.12	8.72	51.55	---	---	Peak	2	7311.00	44.68	74.00	-29.32	49.44	36.22	10.18	51.16	---	---	Peak	<table border="1"> <thead> <tr> <th></th> <th>Limit</th> <th>Read</th> <th>Ant</th> <th>Cable</th> <th>Preamp</th> <th>APos</th> <th>TPos</th> <th></th> </tr> <tr> <th>Freq</th> <th>Level</th> <th>Line</th> <th>Margin</th> <th>Level</th> <th>Factor</th> <th>Loss</th> <th>Factor</th> <th>Remark</th> </tr> <tr> <th>MHz</th> <th>dBuV/m</th> <th>dBuV/m</th> <th>dB</th> <th>dBuV</th> <th>dB/m</th> <th>dB</th> <th>dB</th> <th>cm</th> <th>deg</th> </tr> </thead> <tbody> <tr> <td>1</td> <td>4874.00</td> <td>47.01</td> <td>74.00</td> <td>-26.99</td> <td>53.72</td> <td>36.12</td> <td>8.72</td> <td>51.55</td> <td>---</td> <td>---</td> <td>Peak</td> </tr> <tr> <td>2</td> <td>7311.00</td> <td>44.10</td> <td>74.00</td> <td>-29.90</td> <td>48.86</td> <td>36.22</td> <td>10.18</td> <td>51.16</td> <td>---</td> <td>---</td> <td>Peak</td> </tr> </tbody> </table>		Limit	Read	Ant	Cable	Preamp	APos	TPos		Freq	Level	Line	Margin	Level	Factor	Loss	Factor	Remark	MHz	dBuV/m	dBuV/m	dB	dBuV	dB/m	dB	dB	cm	deg	1	4874.00	47.01	74.00	-26.99	53.72	36.12	8.72	51.55	---	---	Peak	2	7311.00	44.10	74.00	-29.90	48.86	36.22	10.18	51.16	---	---
	Limit	Read	Ant	Cable	Preamp	APos	TPos																																																																																																		
Freq	Level	Line	Margin	Level	Factor	Loss	Factor	Remark																																																																																																	
MHz	dBuV/m	dBuV/m	dB	dBuV	dB/m	dB	dB	cm	deg																																																																																																
1	4874.00	47.36	74.00	-26.64	54.07	36.12	8.72	51.55	---	---	Peak																																																																																														
2	7311.00	44.68	74.00	-29.32	49.44	36.22	10.18	51.16	---	---	Peak																																																																																														
	Limit	Read	Ant	Cable	Preamp	APos	TPos																																																																																																		
Freq	Level	Line	Margin	Level	Factor	Loss	Factor	Remark																																																																																																	
MHz	dBuV/m	dBuV/m	dB	dBuV	dB/m	dB	dB	cm	deg																																																																																																
1	4874.00	47.01	74.00	-26.99	53.72	36.12	8.72	51.55	---	---	Peak																																																																																														
2	7311.00	44.10	74.00	-29.90	48.86	36.22	10.18	51.16	---	---	Peak																																																																																														



		9																																																																																	
Mode	Band Edge																																																																																		
	2400-2483.5_802.11ax HE20_CH11_Full_2462MHz																																																																																		
ANT	CDD 8+9																																																																																		
Pol.	Horizontal	Fundamental																																																																																	
Peak	<p style="text-align: right;">Date: 2023-08-14</p>		<p style="text-align: right;">Date: 2023-08-14</p>																																																																																
	<table border="1"> <thead> <tr> <th></th> <th>Limit</th> <th>Read</th> <th>Ant</th> <th>Cable</th> <th>Preamp</th> <th>APos</th> <th>TPos</th> <th></th> </tr> <tr> <th>Freq</th> <th>Level</th> <th>Line</th> <th>Margin</th> <th>Level</th> <th>Factor</th> <th>Loss Factor</th> <th></th> <th>Remark</th> </tr> <tr> <th></th> <th>MHz</th> <th>dBuV/m</th> <th>dBuV/m</th> <th>dB</th> <th>dBuV</th> <th>dB/m</th> <th>dB</th> <th>cm</th> <th>deg</th> </tr> </thead> <tbody> <tr> <td>1</td> <td>2483.55</td> <td>66.58</td> <td>74.00</td> <td>-7.42</td> <td>61.46</td> <td>33.56</td> <td>5.46</td> <td>33.90</td> <td>286</td> <td>360</td> <td>PEAK</td> </tr> </tbody> </table>			Limit	Read	Ant	Cable	Preamp	APos	TPos		Freq	Level	Line	Margin	Level	Factor	Loss Factor		Remark		MHz	dBuV/m	dBuV/m	dB	dBuV	dB/m	dB	cm	deg	1	2483.55	66.58	74.00	-7.42	61.46	33.56	5.46	33.90	286	360	PEAK	<table border="1"> <thead> <tr> <th></th> <th>Limit</th> <th>Read</th> <th>Ant</th> <th>Cable</th> <th>Preamp</th> <th>APos</th> <th>TPos</th> <th></th> </tr> <tr> <th>Freq</th> <th>Level</th> <th>Line</th> <th>Margin</th> <th>Level</th> <th>Factor</th> <th>Loss Factor</th> <th></th> <th>Remark</th> </tr> <tr> <th></th> <th>MHz</th> <th>dBuV/m</th> <th>dBuV/m</th> <th>dB</th> <th>dBuV</th> <th>dB/m</th> <th>dB</th> <th>cm</th> <th>deg</th> </tr> </thead> <tbody> <tr> <td>1</td> <td>2462.00</td> <td>107.07</td> <td>-----</td> <td>-----</td> <td>102.01</td> <td>33.51</td> <td>5.44</td> <td>33.89</td> <td>286</td> <td>360</td> <td>PEAK</td> </tr> </tbody> </table>			Limit	Read	Ant	Cable	Preamp	APos	TPos		Freq	Level	Line	Margin	Level	Factor	Loss Factor		Remark		MHz	dBuV/m	dBuV/m	dB	dBuV	dB/m	dB	cm	deg	1	2462.00	107.07	-----	-----	102.01	33.51	5.44	33.89	286	360
	Limit	Read	Ant	Cable	Preamp	APos	TPos																																																																												
Freq	Level	Line	Margin	Level	Factor	Loss Factor		Remark																																																																											
	MHz	dBuV/m	dBuV/m	dB	dBuV	dB/m	dB	cm	deg																																																																										
1	2483.55	66.58	74.00	-7.42	61.46	33.56	5.46	33.90	286	360	PEAK																																																																								
	Limit	Read	Ant	Cable	Preamp	APos	TPos																																																																												
Freq	Level	Line	Margin	Level	Factor	Loss Factor		Remark																																																																											
	MHz	dBuV/m	dBuV/m	dB	dBuV	dB/m	dB	cm	deg																																																																										
1	2462.00	107.07	-----	-----	102.01	33.51	5.44	33.89	286	360	PEAK																																																																								
Avg	<p style="text-align: right;">Date: 2023-08-14</p>		<p style="text-align: right;">Date: 2023-08-14</p>																																																																																
	<table border="1"> <thead> <tr> <th></th> <th>Limit</th> <th>Read</th> <th>Ant</th> <th>Cable</th> <th>Preamp</th> <th>APos</th> <th>TPos</th> <th></th> </tr> <tr> <th>Freq</th> <th>Level</th> <th>Line</th> <th>Margin</th> <th>Level</th> <th>Factor</th> <th>Loss Factor</th> <th></th> <th>Remark</th> </tr> <tr> <th></th> <th>MHz</th> <th>dBuV/m</th> <th>dBuV/m</th> <th>dB</th> <th>dBuV</th> <th>dB/m</th> <th>dB</th> <th>cm</th> <th>deg</th> </tr> </thead> <tbody> <tr> <td>1</td> <td>2483.55</td> <td>50.41</td> <td>54.00</td> <td>-3.59</td> <td>45.29</td> <td>33.56</td> <td>5.46</td> <td>33.90</td> <td>286</td> <td>360</td> <td>AVERAGE</td> </tr> </tbody> </table>			Limit	Read	Ant	Cable	Preamp	APos	TPos		Freq	Level	Line	Margin	Level	Factor	Loss Factor		Remark		MHz	dBuV/m	dBuV/m	dB	dBuV	dB/m	dB	cm	deg	1	2483.55	50.41	54.00	-3.59	45.29	33.56	5.46	33.90	286	360	AVERAGE	<table border="1"> <thead> <tr> <th></th> <th>Limit</th> <th>Read</th> <th>Ant</th> <th>Cable</th> <th>Preamp</th> <th>APos</th> <th>TPos</th> <th></th> </tr> <tr> <th>Freq</th> <th>Level</th> <th>Line</th> <th>Margin</th> <th>Level</th> <th>Factor</th> <th>Loss Factor</th> <th></th> <th>Remark</th> </tr> <tr> <th></th> <th>MHz</th> <th>dBuV/m</th> <th>dBuV/m</th> <th>dB</th> <th>dBuV</th> <th>dB/m</th> <th>dB</th> <th>cm</th> <th>deg</th> </tr> </thead> <tbody> <tr> <td>1</td> <td>2462.00</td> <td>97.91</td> <td>-----</td> <td>-----</td> <td>92.85</td> <td>33.51</td> <td>5.44</td> <td>33.89</td> <td>286</td> <td>360</td> <td>AVERAGE</td> </tr> </tbody> </table>			Limit	Read	Ant	Cable	Preamp	APos	TPos		Freq	Level	Line	Margin	Level	Factor	Loss Factor		Remark		MHz	dBuV/m	dBuV/m	dB	dBuV	dB/m	dB	cm	deg	1	2462.00	97.91	-----	-----	92.85	33.51	5.44	33.89	286	360
	Limit	Read	Ant	Cable	Preamp	APos	TPos																																																																												
Freq	Level	Line	Margin	Level	Factor	Loss Factor		Remark																																																																											
	MHz	dBuV/m	dBuV/m	dB	dBuV	dB/m	dB	cm	deg																																																																										
1	2483.55	50.41	54.00	-3.59	45.29	33.56	5.46	33.90	286	360	AVERAGE																																																																								
	Limit	Read	Ant	Cable	Preamp	APos	TPos																																																																												
Freq	Level	Line	Margin	Level	Factor	Loss Factor		Remark																																																																											
	MHz	dBuV/m	dBuV/m	dB	dBuV	dB/m	dB	cm	deg																																																																										
1	2462.00	97.91	-----	-----	92.85	33.51	5.44	33.89	286	360	AVERAGE																																																																								



9																																					
Mode	Band Edge																																				
	2400-2483.5_802.11ax HE20_CH11_Full_2462MHz																																				
ANT	CDD 8+9																																				
Pol.	Vertical																																				
Peak	<table border="1"> <thead> <tr> <th>Limit</th> <th>Read</th> <th>Ant</th> <th>Cable</th> <th>Preamp</th> <th>APos</th> <th>TPos</th> <th>Remark</th> </tr> <tr> <th>Freq</th> <th>Level</th> <th>Line</th> <th>Margin</th> <th>Level</th> <th>Factor</th> <th>Loss</th> <th>Factor</th> </tr> <tr> <th>MHz</th> <th>dBuV/m</th> <th>dBuV/m</th> <th>dB</th> <th>dBuV</th> <th>dB/m</th> <th>dB</th> <th>dB</th> </tr> </thead> <tbody> <tr> <td>1</td> <td>2484.84</td> <td>48.97</td> <td>74.00</td> <td>-25.03</td> <td>43.85</td> <td>33.56</td> <td>5.46</td> <td>33.90</td> <td>329</td> <td>256</td> <td>PEAK</td> </tr> </tbody> </table>	Limit	Read	Ant	Cable	Preamp	APos	TPos	Remark	Freq	Level	Line	Margin	Level	Factor	Loss	Factor	MHz	dBuV/m	dBuV/m	dB	dBuV	dB/m	dB	dB	1	2484.84	48.97	74.00	-25.03	43.85	33.56	5.46	33.90	329	256	PEAK
	Limit	Read	Ant	Cable	Preamp	APos	TPos	Remark																													
Freq	Level	Line	Margin	Level	Factor	Loss	Factor																														
MHz	dBuV/m	dBuV/m	dB	dBuV	dB/m	dB	dB																														
1	2484.84	48.97	74.00	-25.03	43.85	33.56	5.46	33.90	329	256	PEAK																										
<table border="1"> <thead> <tr> <th>Limit</th> <th>Read</th> <th>Ant</th> <th>Cable</th> <th>Preamp</th> <th>APos</th> <th>TPos</th> <th>Remark</th> </tr> <tr> <th>Freq</th> <th>Level</th> <th>Line</th> <th>Margin</th> <th>Level</th> <th>Factor</th> <th>Loss</th> <th>Factor</th> </tr> <tr> <th>MHz</th> <th>dBuV/m</th> <th>dBuV/m</th> <th>dB</th> <th>dBuV</th> <th>dB/m</th> <th>dB</th> <th>dB</th> </tr> </thead> <tbody> <tr> <td>1</td> <td>2462.00</td> <td>106.68</td> <td>-----</td> <td>-----</td> <td>101.64</td> <td>33.50</td> <td>5.43</td> <td>33.89</td> <td>329</td> <td>256</td> <td>PEAK</td> </tr> </tbody> </table>	Limit	Read	Ant	Cable	Preamp	APos	TPos	Remark	Freq	Level	Line	Margin	Level	Factor	Loss	Factor	MHz	dBuV/m	dBuV/m	dB	dBuV	dB/m	dB	dB	1	2462.00	106.68	-----	-----	101.64	33.50	5.43	33.89	329	256	PEAK	
Limit	Read	Ant	Cable	Preamp	APos	TPos	Remark																														
Freq	Level	Line	Margin	Level	Factor	Loss	Factor																														
MHz	dBuV/m	dBuV/m	dB	dBuV	dB/m	dB	dB																														
1	2462.00	106.68	-----	-----	101.64	33.50	5.43	33.89	329	256	PEAK																										
Avg	<table border="1"> <thead> <tr> <th>Limit</th> <th>Read</th> <th>Ant</th> <th>Cable</th> <th>Preamp</th> <th>APos</th> <th>TPos</th> <th>Remark</th> </tr> <tr> <th>Freq</th> <th>Level</th> <th>Line</th> <th>Margin</th> <th>Level</th> <th>Factor</th> <th>Loss</th> <th>Factor</th> </tr> <tr> <th>MHz</th> <th>dBuV/m</th> <th>dBuV/m</th> <th>dB</th> <th>dBuV</th> <th>dB/m</th> <th>dB</th> <th>dB</th> </tr> </thead> <tbody> <tr> <td>1</td> <td>2484.57</td> <td>49.22</td> <td>54.00</td> <td>-4.78</td> <td>44.10</td> <td>33.56</td> <td>5.46</td> <td>33.90</td> <td>329</td> <td>256</td> <td>AVERAGE</td> </tr> </tbody> </table>	Limit	Read	Ant	Cable	Preamp	APos	TPos	Remark	Freq	Level	Line	Margin	Level	Factor	Loss	Factor	MHz	dBuV/m	dBuV/m	dB	dBuV	dB/m	dB	dB	1	2484.57	49.22	54.00	-4.78	44.10	33.56	5.46	33.90	329	256	AVERAGE
	Limit	Read	Ant	Cable	Preamp	APos	TPos	Remark																													
Freq	Level	Line	Margin	Level	Factor	Loss	Factor																														
MHz	dBuV/m	dBuV/m	dB	dBuV	dB/m	dB	dB																														
1	2484.57	49.22	54.00	-4.78	44.10	33.56	5.46	33.90	329	256	AVERAGE																										
<table border="1"> <thead> <tr> <th>Limit</th> <th>Read</th> <th>Ant</th> <th>Cable</th> <th>Preamp</th> <th>APos</th> <th>TPos</th> <th>Remark</th> </tr> <tr> <th>Freq</th> <th>Level</th> <th>Line</th> <th>Margin</th> <th>Level</th> <th>Factor</th> <th>Loss</th> <th>Factor</th> </tr> <tr> <th>MHz</th> <th>dBuV/m</th> <th>dBuV/m</th> <th>dB</th> <th>dBuV</th> <th>dB/m</th> <th>dB</th> <th>dB</th> </tr> </thead> <tbody> <tr> <td>1</td> <td>2462.00</td> <td>98.37</td> <td>-----</td> <td>-----</td> <td>93.33</td> <td>33.50</td> <td>5.43</td> <td>33.89</td> <td>329</td> <td>256</td> <td>AVERAGE</td> </tr> </tbody> </table>	Limit	Read	Ant	Cable	Preamp	APos	TPos	Remark	Freq	Level	Line	Margin	Level	Factor	Loss	Factor	MHz	dBuV/m	dBuV/m	dB	dBuV	dB/m	dB	dB	1	2462.00	98.37	-----	-----	93.33	33.50	5.43	33.89	329	256	AVERAGE	
Limit	Read	Ant	Cable	Preamp	APos	TPos	Remark																														
Freq	Level	Line	Margin	Level	Factor	Loss	Factor																														
MHz	dBuV/m	dBuV/m	dB	dBuV	dB/m	dB	dB																														
1	2462.00	98.37	-----	-----	93.33	33.50	5.43	33.89	329	256	AVERAGE																										

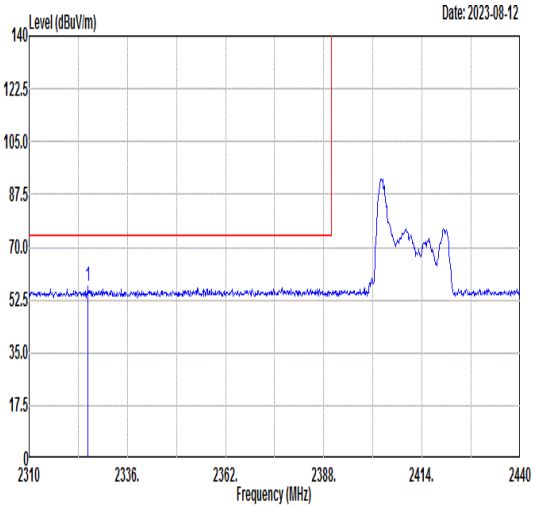
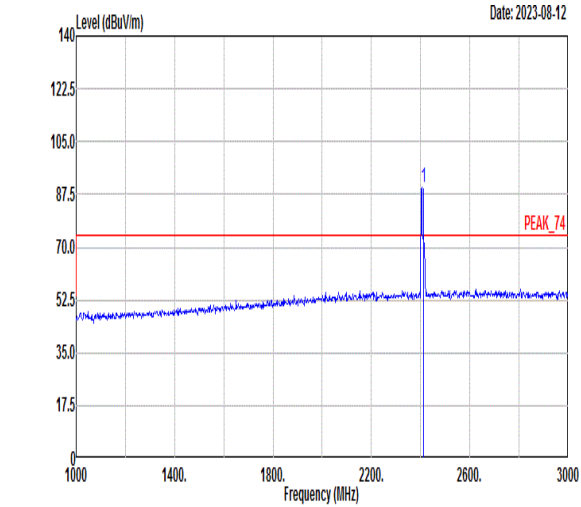
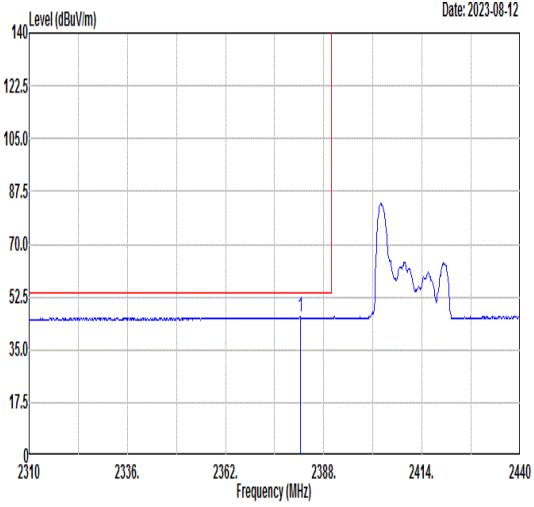
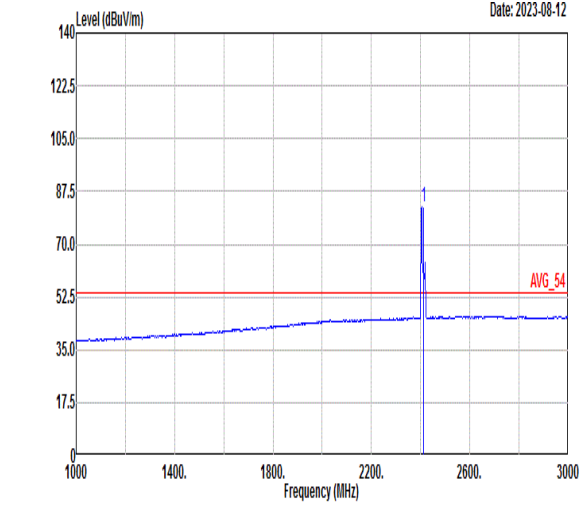


Mode	9																																																																																	
	Harmonic																																																																																	
	2400-2483.5_802.11ax HE20_CH11_Full_2462MHz																																																																																	
ANT	CDD 8+9																																																																																	
Pol.	Horizontal	Vertical																																																																																
Peak Avg	<p style="text-align: right;">Date: 2023-08-18</p> <table border="1"> <thead> <tr> <th>Limit</th> <th>Read</th> <th>Ant</th> <th>Cable</th> <th>Preamp</th> <th>APos</th> <th>TPos</th> <th></th> </tr> <tr> <th>Freq</th> <th>Level</th> <th>Line</th> <th>Margin</th> <th>Level</th> <th>Factor</th> <th>Loss Factor</th> <th>Remark</th> </tr> <tr> <th>MHz</th> <th>dBuV/m</th> <th>dBuV/m</th> <th>dB</th> <th>dBuV</th> <th>dB/m</th> <th>dB</th> <th>cm deg</th> </tr> </thead> <tbody> <tr> <td>1</td> <td>4924.00</td> <td>44.92</td> <td>74.00</td> <td>-29.08</td> <td>51.73</td> <td>36.15</td> <td>8.57 51.53 --- --- Peak</td> </tr> <tr> <td>2</td> <td>7386.00</td> <td>44.28</td> <td>74.00</td> <td>-29.72</td> <td>49.23</td> <td>36.05</td> <td>10.18 51.18 --- --- Peak</td> </tr> </tbody> </table>	Limit	Read	Ant	Cable	Preamp	APos	TPos		Freq	Level	Line	Margin	Level	Factor	Loss Factor	Remark	MHz	dBuV/m	dBuV/m	dB	dBuV	dB/m	dB	cm deg	1	4924.00	44.92	74.00	-29.08	51.73	36.15	8.57 51.53 --- --- Peak	2	7386.00	44.28	74.00	-29.72	49.23	36.05	10.18 51.18 --- --- Peak	<p style="text-align: right;">Date: 2023-08-18</p> <table border="1"> <thead> <tr> <th>Limit</th> <th>Read</th> <th>Ant</th> <th>Cable</th> <th>Preamp</th> <th>APos</th> <th>TPos</th> <th></th> </tr> <tr> <th>Freq</th> <th>Level</th> <th>Line</th> <th>Margin</th> <th>Level</th> <th>Factor</th> <th>Loss Factor</th> <th>Remark</th> </tr> <tr> <th>MHz</th> <th>dBuV/m</th> <th>dBuV/m</th> <th>dB</th> <th>dBuV</th> <th>dB/m</th> <th>dB</th> <th>cm deg</th> </tr> </thead> <tbody> <tr> <td>1</td> <td>4924.00</td> <td>46.75</td> <td>74.00</td> <td>-27.25</td> <td>53.56</td> <td>36.15</td> <td>8.57 51.53 --- --- Peak</td> </tr> <tr> <td>2</td> <td>7386.00</td> <td>44.69</td> <td>74.00</td> <td>-29.31</td> <td>49.64</td> <td>36.05</td> <td>10.18 51.18 --- --- Peak</td> </tr> </tbody> </table>	Limit	Read	Ant	Cable	Preamp	APos	TPos		Freq	Level	Line	Margin	Level	Factor	Loss Factor	Remark	MHz	dBuV/m	dBuV/m	dB	dBuV	dB/m	dB	cm deg	1	4924.00	46.75	74.00	-27.25	53.56	36.15	8.57 51.53 --- --- Peak	2	7386.00	44.69	74.00	-29.31	49.64	36.05	10.18 51.18 --- --- Peak
	Limit	Read	Ant	Cable	Preamp	APos	TPos																																																																											
Freq	Level	Line	Margin	Level	Factor	Loss Factor	Remark																																																																											
MHz	dBuV/m	dBuV/m	dB	dBuV	dB/m	dB	cm deg																																																																											
1	4924.00	44.92	74.00	-29.08	51.73	36.15	8.57 51.53 --- --- Peak																																																																											
2	7386.00	44.28	74.00	-29.72	49.23	36.05	10.18 51.18 --- --- Peak																																																																											
Limit	Read	Ant	Cable	Preamp	APos	TPos																																																																												
Freq	Level	Line	Margin	Level	Factor	Loss Factor	Remark																																																																											
MHz	dBuV/m	dBuV/m	dB	dBuV	dB/m	dB	cm deg																																																																											
1	4924.00	46.75	74.00	-27.25	53.56	36.15	8.57 51.53 --- --- Peak																																																																											
2	7386.00	44.69	74.00	-29.31	49.64	36.05	10.18 51.18 --- --- Peak																																																																											

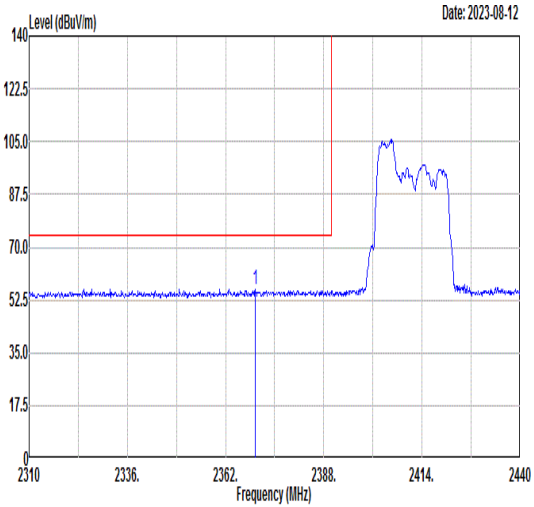
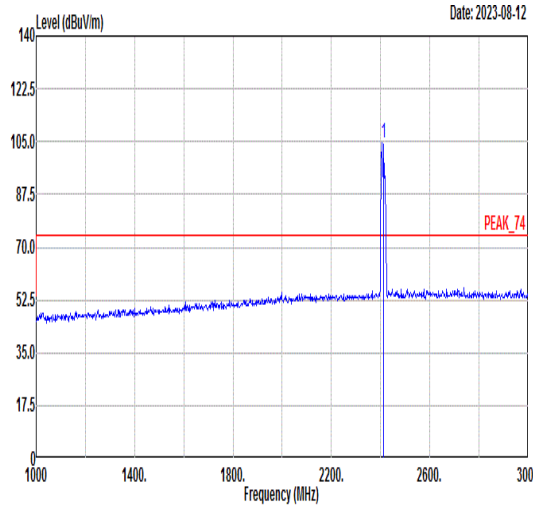
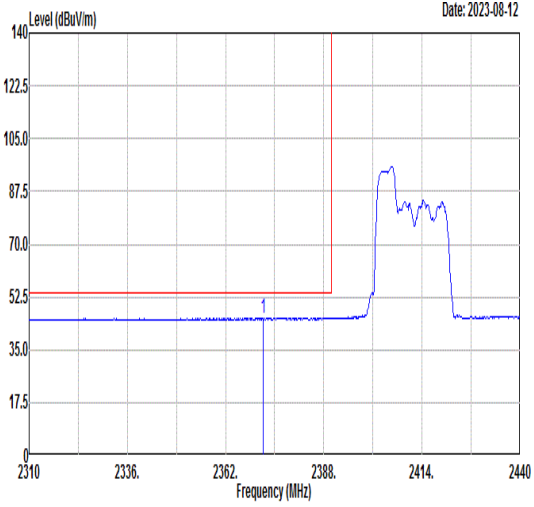
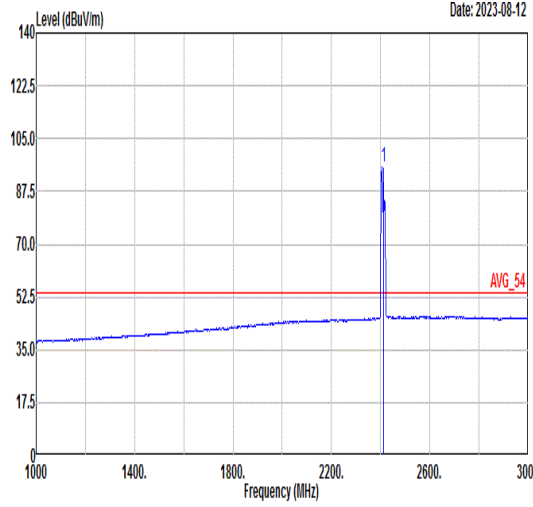


		10																																																																														
Mode	Band Edge																																																																															
	2400-2483.5_802.11ax HE20_CH01_Partial_2412MHz																																																																															
ANT	CDD 8+9																																																																															
Pol.	Horizontal	Fundamental																																																																														
Peak	<table border="1"> <thead> <tr> <th>Limit</th> <th>Read</th> <th>Ant</th> <th>Cable</th> <th>Preamp</th> <th>APos</th> <th>TPos</th> <th colspan="2"></th> </tr> <tr> <th>Freq</th> <th>Level</th> <th>Line</th> <th>Margin</th> <th>Level</th> <th>Factor</th> <th>Loss</th> <th>Factor</th> <th>Remark</th> </tr> <tr> <th>MHz</th> <th>dBuV/m</th> <th>dBuV/m</th> <th>dB</th> <th>dBuV</th> <th>dB/m</th> <th>dB</th> <th>dB</th> <th>cm</th> <th>deg</th> </tr> </thead> <tbody> <tr> <td>1</td> <td>2374.35</td> <td>56.90</td> <td>74.00</td> <td>-17.10</td> <td>52.15</td> <td>33.27</td> <td>5.35</td> <td>33.87</td> <td>100</td> <td>96 PEAK</td> </tr> </tbody> </table>	Limit	Read	Ant	Cable	Preamp	APos	TPos			Freq	Level	Line	Margin	Level	Factor	Loss	Factor	Remark	MHz	dBuV/m	dBuV/m	dB	dBuV	dB/m	dB	dB	cm	deg	1	2374.35	56.90	74.00	-17.10	52.15	33.27	5.35	33.87	100	96 PEAK	<table border="1"> <thead> <tr> <th>Limit</th> <th>Read</th> <th>Ant</th> <th>Cable</th> <th>Preamp</th> <th>APos</th> <th>TPos</th> <th colspan="2"></th> </tr> <tr> <th>Freq</th> <th>Level</th> <th>Line</th> <th>Margin</th> <th>Level</th> <th>Factor</th> <th>Loss</th> <th>Factor</th> <th>Remark</th> </tr> <tr> <th>MHz</th> <th>dBuV/m</th> <th>dBuV/m</th> <th>dB</th> <th>dBuV</th> <th>dB/m</th> <th>dB</th> <th>dB</th> <th>cm</th> <th>deg</th> </tr> </thead> <tbody> <tr> <td>1</td> <td>2412.00</td> <td>100.32</td> <td>-----</td> <td>-----</td> <td>95.48</td> <td>33.35</td> <td>5.37</td> <td>33.88</td> <td>100</td> <td>96 PEAK</td> </tr> </tbody> </table>	Limit	Read	Ant	Cable	Preamp	APos	TPos			Freq	Level	Line	Margin	Level	Factor	Loss	Factor	Remark	MHz	dBuV/m	dBuV/m	dB	dBuV	dB/m	dB	dB	cm	deg	1	2412.00	100.32	-----	-----	95.48	33.35	5.37	33.88	100	96 PEAK
	Limit	Read	Ant	Cable	Preamp	APos	TPos																																																																									
Freq	Level	Line	Margin	Level	Factor	Loss	Factor	Remark																																																																								
MHz	dBuV/m	dBuV/m	dB	dBuV	dB/m	dB	dB	cm	deg																																																																							
1	2374.35	56.90	74.00	-17.10	52.15	33.27	5.35	33.87	100	96 PEAK																																																																						
Limit	Read	Ant	Cable	Preamp	APos	TPos																																																																										
Freq	Level	Line	Margin	Level	Factor	Loss	Factor	Remark																																																																								
MHz	dBuV/m	dBuV/m	dB	dBuV	dB/m	dB	dB	cm	deg																																																																							
1	2412.00	100.32	-----	-----	95.48	33.35	5.37	33.88	100	96 PEAK																																																																						
Avg	<table border="1"> <thead> <tr> <th>Limit</th> <th>Read</th> <th>Ant</th> <th>Cable</th> <th>Preamp</th> <th>APos</th> <th>TPos</th> <th colspan="2"></th> </tr> <tr> <th>Freq</th> <th>Level</th> <th>Line</th> <th>Margin</th> <th>Level</th> <th>Factor</th> <th>Loss</th> <th>Factor</th> <th>Remark</th> </tr> <tr> <th>MHz</th> <th>dBuV/m</th> <th>dBuV/m</th> <th>dB</th> <th>dBuV</th> <th>dB/m</th> <th>dB</th> <th>dB</th> <th>cm</th> <th>deg</th> </tr> </thead> <tbody> <tr> <td>1</td> <td>2380.98</td> <td>45.92</td> <td>54.00</td> <td>-8.08</td> <td>41.16</td> <td>33.29</td> <td>5.35</td> <td>33.88</td> <td>100</td> <td>96 AVERAGE</td> </tr> </tbody> </table>	Limit	Read	Ant	Cable	Preamp	APos	TPos			Freq	Level	Line	Margin	Level	Factor	Loss	Factor	Remark	MHz	dBuV/m	dBuV/m	dB	dBuV	dB/m	dB	dB	cm	deg	1	2380.98	45.92	54.00	-8.08	41.16	33.29	5.35	33.88	100	96 AVERAGE	<table border="1"> <thead> <tr> <th>Limit</th> <th>Read</th> <th>Ant</th> <th>Cable</th> <th>Preamp</th> <th>APos</th> <th>TPos</th> <th colspan="2"></th> </tr> <tr> <th>Freq</th> <th>Level</th> <th>Line</th> <th>Margin</th> <th>Level</th> <th>Factor</th> <th>Loss</th> <th>Factor</th> <th>Remark</th> </tr> <tr> <th>MHz</th> <th>dBuV/m</th> <th>dBuV/m</th> <th>dB</th> <th>dBuV</th> <th>dB/m</th> <th>dB</th> <th>dB</th> <th>cm</th> <th>deg</th> </tr> </thead> <tbody> <tr> <td>1</td> <td>2412.00</td> <td>93.95</td> <td>-----</td> <td>-----</td> <td>89.11</td> <td>33.35</td> <td>5.37</td> <td>33.88</td> <td>100</td> <td>96 AVERAGE</td> </tr> </tbody> </table>	Limit	Read	Ant	Cable	Preamp	APos	TPos			Freq	Level	Line	Margin	Level	Factor	Loss	Factor	Remark	MHz	dBuV/m	dBuV/m	dB	dBuV	dB/m	dB	dB	cm	deg	1	2412.00	93.95	-----	-----	89.11	33.35	5.37	33.88	100	96 AVERAGE
Limit	Read	Ant	Cable	Preamp	APos	TPos																																																																										
Freq	Level	Line	Margin	Level	Factor	Loss	Factor	Remark																																																																								
MHz	dBuV/m	dBuV/m	dB	dBuV	dB/m	dB	dB	cm	deg																																																																							
1	2380.98	45.92	54.00	-8.08	41.16	33.29	5.35	33.88	100	96 AVERAGE																																																																						
Limit	Read	Ant	Cable	Preamp	APos	TPos																																																																										
Freq	Level	Line	Margin	Level	Factor	Loss	Factor	Remark																																																																								
MHz	dBuV/m	dBuV/m	dB	dBuV	dB/m	dB	dB	cm	deg																																																																							
1	2412.00	93.95	-----	-----	89.11	33.35	5.37	33.88	100	96 AVERAGE																																																																						



		10																																																																																								
Mode	Band Edge																																																																																									
	2400-2483.5_802.11ax HE20_CH01_Partial_2412MHz																																																																																									
ANT	CDD 8+9																																																																																									
Pol.	Vertical	Fundamental																																																																																								
Peak	 <p style="text-align: right;">Date: 2023-08-12</p> <table border="1"> <thead> <tr> <th>Limit</th> <th>Read</th> <th>Ant</th> <th>Cable</th> <th>Preamp</th> <th>APos</th> <th>TPos</th> <th>Remark</th> </tr> <tr> <th>Freq</th> <th>Level</th> <th>Line</th> <th>Margin</th> <th>Level</th> <th>Factor</th> <th>Loss</th> <th>Factor</th> </tr> <tr> <th>MHz</th> <th>dBuV/m</th> <th>dBuV/m</th> <th>dB</th> <th>dBuV</th> <th>dB/m</th> <th>dB</th> <th>cm</th> </tr> <tr> <th>deg</th> <th colspan="7"></th> </tr> </thead> <tbody> <tr> <td>1</td> <td>2325.60</td> <td>57.00</td> <td>74.00</td> <td>-17.00</td> <td>52.41</td> <td>33.15</td> <td>5.31</td> <td>33.87</td> <td>389</td> <td>360</td> <td>PEAK</td> </tr> </tbody> </table>	Limit	Read	Ant	Cable	Preamp	APos	TPos	Remark	Freq	Level	Line	Margin	Level	Factor	Loss	Factor	MHz	dBuV/m	dBuV/m	dB	dBuV	dB/m	dB	cm	deg								1	2325.60	57.00	74.00	-17.00	52.41	33.15	5.31	33.87	389	360	PEAK	 <p style="text-align: right;">Date: 2023-08-12</p> <table border="1"> <thead> <tr> <th>Limit</th> <th>Read</th> <th>Ant</th> <th>Cable</th> <th>Preamp</th> <th>APos</th> <th>TPos</th> <th>Remark</th> </tr> <tr> <th>Freq</th> <th>Level</th> <th>Line</th> <th>Margin</th> <th>Level</th> <th>Factor</th> <th>Loss</th> <th>Factor</th> </tr> <tr> <th>MHz</th> <th>dBuV/m</th> <th>dBuV/m</th> <th>dB</th> <th>dBuV</th> <th>dB/m</th> <th>dB</th> <th>cm</th> </tr> <tr> <th>deg</th> <th colspan="7"></th> </tr> </thead> <tbody> <tr> <td>1</td> <td>2412.00</td> <td>89.88</td> <td>-----</td> <td>-----</td> <td>85.04</td> <td>33.35</td> <td>5.37</td> <td>33.88</td> <td>389</td> <td>360</td> <td>PEAK</td> </tr> </tbody> </table>	Limit	Read	Ant	Cable	Preamp	APos	TPos	Remark	Freq	Level	Line	Margin	Level	Factor	Loss	Factor	MHz	dBuV/m	dBuV/m	dB	dBuV	dB/m	dB	cm	deg								1	2412.00	89.88	-----	-----	85.04	33.35	5.37	33.88	389	360	PEAK
	Limit	Read	Ant	Cable	Preamp	APos	TPos	Remark																																																																																		
Freq	Level	Line	Margin	Level	Factor	Loss	Factor																																																																																			
MHz	dBuV/m	dBuV/m	dB	dBuV	dB/m	dB	cm																																																																																			
deg																																																																																										
1	2325.60	57.00	74.00	-17.00	52.41	33.15	5.31	33.87	389	360	PEAK																																																																															
Limit	Read	Ant	Cable	Preamp	APos	TPos	Remark																																																																																			
Freq	Level	Line	Margin	Level	Factor	Loss	Factor																																																																																			
MHz	dBuV/m	dBuV/m	dB	dBuV	dB/m	dB	cm																																																																																			
deg																																																																																										
1	2412.00	89.88	-----	-----	85.04	33.35	5.37	33.88	389	360	PEAK																																																																															
Avg	 <p style="text-align: right;">Date: 2023-08-12</p> <table border="1"> <thead> <tr> <th>Limit</th> <th>Read</th> <th>Ant</th> <th>Cable</th> <th>Preamp</th> <th>APos</th> <th>TPos</th> <th>Remark</th> </tr> <tr> <th>Freq</th> <th>Level</th> <th>Line</th> <th>Margin</th> <th>Level</th> <th>Factor</th> <th>Loss</th> <th>Factor</th> </tr> <tr> <th>MHz</th> <th>dBuV/m</th> <th>dBuV/m</th> <th>dB</th> <th>dBuV</th> <th>dB/m</th> <th>dB</th> <th>cm</th> </tr> <tr> <th>deg</th> <th colspan="7"></th> </tr> </thead> <tbody> <tr> <td>1</td> <td>2381.89</td> <td>45.75</td> <td>54.00</td> <td>-8.25</td> <td>40.99</td> <td>33.29</td> <td>5.35</td> <td>33.88</td> <td>389</td> <td>360</td> <td>AVERAGE</td> </tr> </tbody> </table>	Limit	Read	Ant	Cable	Preamp	APos	TPos	Remark	Freq	Level	Line	Margin	Level	Factor	Loss	Factor	MHz	dBuV/m	dBuV/m	dB	dBuV	dB/m	dB	cm	deg								1	2381.89	45.75	54.00	-8.25	40.99	33.29	5.35	33.88	389	360	AVERAGE	 <p style="text-align: right;">Date: 2023-08-12</p> <table border="1"> <thead> <tr> <th>Limit</th> <th>Read</th> <th>Ant</th> <th>Cable</th> <th>Preamp</th> <th>APos</th> <th>TPos</th> <th>Remark</th> </tr> <tr> <th>Freq</th> <th>Level</th> <th>Line</th> <th>Margin</th> <th>Level</th> <th>Factor</th> <th>Loss</th> <th>Factor</th> </tr> <tr> <th>MHz</th> <th>dBuV/m</th> <th>dBuV/m</th> <th>dB</th> <th>dBuV</th> <th>dB/m</th> <th>dB</th> <th>cm</th> </tr> <tr> <th>deg</th> <th colspan="7"></th> </tr> </thead> <tbody> <tr> <td>1</td> <td>2412.00</td> <td>82.26</td> <td>-----</td> <td>-----</td> <td>77.42</td> <td>33.35</td> <td>5.37</td> <td>33.88</td> <td>389</td> <td>360</td> <td>AVERAGE</td> </tr> </tbody> </table>	Limit	Read	Ant	Cable	Preamp	APos	TPos	Remark	Freq	Level	Line	Margin	Level	Factor	Loss	Factor	MHz	dBuV/m	dBuV/m	dB	dBuV	dB/m	dB	cm	deg								1	2412.00	82.26	-----	-----	77.42	33.35	5.37	33.88	389	360	AVERAGE
	Limit	Read	Ant	Cable	Preamp	APos	TPos	Remark																																																																																		
Freq	Level	Line	Margin	Level	Factor	Loss	Factor																																																																																			
MHz	dBuV/m	dBuV/m	dB	dBuV	dB/m	dB	cm																																																																																			
deg																																																																																										
1	2381.89	45.75	54.00	-8.25	40.99	33.29	5.35	33.88	389	360	AVERAGE																																																																															
Limit	Read	Ant	Cable	Preamp	APos	TPos	Remark																																																																																			
Freq	Level	Line	Margin	Level	Factor	Loss	Factor																																																																																			
MHz	dBuV/m	dBuV/m	dB	dBuV	dB/m	dB	cm																																																																																			
deg																																																																																										
1	2412.00	82.26	-----	-----	77.42	33.35	5.37	33.88	389	360	AVERAGE																																																																															



		11																																																																		
Mode	Band Edge																																																																			
	2400-2483.5_802.11ax HE20_CH01_Partial_2412MHz																																																																			
ANT	CDD 8+9																																																																			
Pol.	Horizontal	Fundamental																																																																		
Peak	 <p style="text-align: right;">Date: 2023-08-12</p> <table border="1"> <thead> <tr> <th></th> <th>Limit Freq</th> <th>Limit Level</th> <th>Read Level</th> <th>Line Margin</th> <th>Ant Level</th> <th>Cable Loss</th> <th>Preamp Loss</th> <th>APos</th> <th>TPos</th> <th>Remark</th> </tr> <tr> <th></th> <th>MHz</th> <th>dBuV/m</th> <th>dBuV/m</th> <th>dB</th> <th>dBuV</th> <th>dB/m</th> <th>dB</th> <th>dB</th> <th>cm</th> <th>deg</th> </tr> </thead> <tbody> <tr> <td>1</td> <td>2369.80</td> <td>56.17</td> <td>74.00</td> <td>-17.83</td> <td>51.44</td> <td>33.26</td> <td>5.34</td> <td>33.87</td> <td>124</td> <td>360 PEAK</td> </tr> </tbody> </table>		Limit Freq	Limit Level	Read Level	Line Margin	Ant Level	Cable Loss	Preamp Loss	APos	TPos	Remark		MHz	dBuV/m	dBuV/m	dB	dBuV	dB/m	dB	dB	cm	deg	1	2369.80	56.17	74.00	-17.83	51.44	33.26	5.34	33.87	124	360 PEAK	 <p style="text-align: right;">Date: 2023-08-12</p> <table border="1"> <thead> <tr> <th></th> <th>Limit Freq</th> <th>Limit Level</th> <th>Read Level</th> <th>Line Margin</th> <th>Ant Level</th> <th>Cable Loss</th> <th>Preamp Loss</th> <th>APos</th> <th>TPos</th> <th>Remark</th> </tr> <tr> <th></th> <th>MHz</th> <th>dBuV/m</th> <th>dBuV/m</th> <th>dB</th> <th>dBuV</th> <th>dB/m</th> <th>dB</th> <th>dB</th> <th>cm</th> <th>deg</th> </tr> </thead> <tbody> <tr> <td>1</td> <td>2412.00</td> <td>104.79</td> <td>-----</td> <td>-----</td> <td>99.94</td> <td>33.36</td> <td>5.37</td> <td>33.88</td> <td>124</td> <td>360 PEAK</td> </tr> </tbody> </table>		Limit Freq	Limit Level	Read Level	Line Margin	Ant Level	Cable Loss	Preamp Loss	APos	TPos	Remark		MHz	dBuV/m	dBuV/m	dB	dBuV	dB/m	dB	dB	cm	deg	1	2412.00	104.79	-----	-----	99.94	33.36	5.37	33.88	124	360 PEAK
		Limit Freq	Limit Level	Read Level	Line Margin	Ant Level	Cable Loss	Preamp Loss	APos	TPos	Remark																																																									
	MHz	dBuV/m	dBuV/m	dB	dBuV	dB/m	dB	dB	cm	deg																																																										
1	2369.80	56.17	74.00	-17.83	51.44	33.26	5.34	33.87	124	360 PEAK																																																										
	Limit Freq	Limit Level	Read Level	Line Margin	Ant Level	Cable Loss	Preamp Loss	APos	TPos	Remark																																																										
	MHz	dBuV/m	dBuV/m	dB	dBuV	dB/m	dB	dB	cm	deg																																																										
1	2412.00	104.79	-----	-----	99.94	33.36	5.37	33.88	124	360 PEAK																																																										
Avg	 <p style="text-align: right;">Date: 2023-08-12</p> <table border="1"> <thead> <tr> <th></th> <th>Limit Freq</th> <th>Limit Level</th> <th>Read Level</th> <th>Line Margin</th> <th>Ant Level</th> <th>Cable Loss</th> <th>Preamp Loss</th> <th>APos</th> <th>TPos</th> <th>Remark</th> </tr> <tr> <th></th> <th>MHz</th> <th>dBuV/m</th> <th>dBuV/m</th> <th>dB</th> <th>dBuV</th> <th>dB/m</th> <th>dB</th> <th>dB</th> <th>cm</th> <th>deg</th> </tr> </thead> <tbody> <tr> <td>1</td> <td>2371.88</td> <td>45.51</td> <td>54.00</td> <td>-8.49</td> <td>40.77</td> <td>33.27</td> <td>5.34</td> <td>33.87</td> <td>124</td> <td>360 AVERAGE</td> </tr> </tbody> </table>		Limit Freq	Limit Level	Read Level	Line Margin	Ant Level	Cable Loss	Preamp Loss	APos	TPos	Remark		MHz	dBuV/m	dBuV/m	dB	dBuV	dB/m	dB	dB	cm	deg	1	2371.88	45.51	54.00	-8.49	40.77	33.27	5.34	33.87	124	360 AVERAGE	 <p style="text-align: right;">Date: 2023-08-12</p> <table border="1"> <thead> <tr> <th></th> <th>Limit Freq</th> <th>Limit Level</th> <th>Read Level</th> <th>Line Margin</th> <th>Ant Level</th> <th>Cable Loss</th> <th>Preamp Loss</th> <th>APos</th> <th>TPos</th> <th>Remark</th> </tr> <tr> <th></th> <th>MHz</th> <th>dBuV/m</th> <th>dBuV/m</th> <th>dB</th> <th>dBuV</th> <th>dB/m</th> <th>dB</th> <th>dB</th> <th>cm</th> <th>deg</th> </tr> </thead> <tbody> <tr> <td>1</td> <td>2412.00</td> <td>95.63</td> <td>-----</td> <td>-----</td> <td>90.78</td> <td>33.36</td> <td>5.37</td> <td>33.88</td> <td>124</td> <td>360 AVERAGE</td> </tr> </tbody> </table>		Limit Freq	Limit Level	Read Level	Line Margin	Ant Level	Cable Loss	Preamp Loss	APos	TPos	Remark		MHz	dBuV/m	dBuV/m	dB	dBuV	dB/m	dB	dB	cm	deg	1	2412.00	95.63	-----	-----	90.78	33.36	5.37	33.88	124	360 AVERAGE
		Limit Freq	Limit Level	Read Level	Line Margin	Ant Level	Cable Loss	Preamp Loss	APos	TPos	Remark																																																									
	MHz	dBuV/m	dBuV/m	dB	dBuV	dB/m	dB	dB	cm	deg																																																										
1	2371.88	45.51	54.00	-8.49	40.77	33.27	5.34	33.87	124	360 AVERAGE																																																										
	Limit Freq	Limit Level	Read Level	Line Margin	Ant Level	Cable Loss	Preamp Loss	APos	TPos	Remark																																																										
	MHz	dBuV/m	dBuV/m	dB	dBuV	dB/m	dB	dB	cm	deg																																																										
1	2412.00	95.63	-----	-----	90.78	33.36	5.37	33.88	124	360 AVERAGE																																																										