



FCC RF Test Report

APPLICANT : Xiaomi Communications Co., Ltd.
EQUIPMENT : Mobile Phone
BRAND NAME : Redmi
MODEL NAME : 23090RA98G
FCC ID : 2AFZZRA98G
STANDARD : FCC Part 15 Subpart C §15.247
CLASSIFICATION : (DTS) Digital Transmission System
TEST DATE(S) : Aug. 08, 2023 ~ Aug. 19, 2023

We, Sporton International Inc. (ShenZhen), would like to declare that the tested sample has been evaluated in accordance with the test procedures and has been in compliance with the applicable technical standards.

The test results in this report apply exclusively to the tested model / sample. Without written approval of Sporton International Inc. (ShenZhen), the test report shall not be reproduced except in full.

Jason Jia



Approved by: Jason Jia

Sporton International Inc. (ShenZhen)

1/F, 2/F, Bldg 5, Shiling Industrial Zone, Xinwei Village, Xili, Nanshan, Shenzhen, 518055

People's Republic of China



TABLE OF CONTENTS

REVISION HISTORY..... 3

SUMMARY OF TEST RESULT 4

1 GENERAL DESCRIPTION..... 5

 1.1 Applicant 5

 1.2 Manufacturer 5

 1.3 Product Feature of Equipment Under Test..... 5

 1.4 Product Specification of Equipment Under Test..... 5

 1.5 Modification of EUT 5

 1.6 Testing Location 6

 1.7 Test Software 6

 1.8 Applicable Standards..... 7

2 TEST CONFIGURATION OF EQUIPMENT UNDER TEST..... 8

 2.1 Carrier Frequency Channel 8

 2.2 Test Mode 9

 2.3 Connection Diagram of Test System 10

 2.4 Support Unit used in test configuration and system 10

 2.5 EUT Operation Test Setup 11

 2.6 Measurement Results Explanation Example..... 11

3 TEST RESULT 12

 3.1 6dB Bandwidth Measurement 12

 3.2 Output Power Measurement..... 17

 3.3 Power Spectral Density Measurement 18

 3.4 Conducted Band Edges and Spurious Emission Measurement 27

 3.5 Radiated Band Edges and Spurious Emission Measurement 36

 3.6 AC Conducted Emission Measurement..... 40

 3.7 Antenna Requirements 42

4 LIST OF MEASURING EQUIPMENT 43

5 MEASUREMENT UNCERTAINTY 44

APPENDIX A. CONDUCTED TEST RESULTS

APPENDIX B. AC CONDUCTED EMISSION TEST RESULT

APPENDIX C. RADIATED SPURIOUS EMISSION

APPENDIX D. DUTY CYCLE PLOTS

APPENDIX E. SETUP PHOTOGRAPHS



REVISION HISTORY

REPORT NO.	VERSION	DESCRIPTION	ISSUED DATE
FR380206B	Rev. 01	Initial issue of report	Sep. 15, 2023



SUMMARY OF TEST RESULT

Report Section	FCC Rule	Description	Limit	Result	Remark
3.1	15.247(a)(2)	6dB Bandwidth	≥ 0.5MHz	Pass	-
3.1	-	99% Bandwidth	-	Report only	-
3.2	15.247(b)(3)	Peak Output Power	≤ 30dBm	Pass	-
3.3	15.247(e)	Power Spectral Density	≤ 8dBm/3kHz	Pass	-
3.4	15.247(d)	Conducted Band Edges and Spurious Emission	≤ 20dBc	Pass	-
3.5	15.247(d)	Radiated Band Edges and Spurious Emission	15.209(a) & 15.247(d)	Pass	Under limit 13.45 dB at 30.00 MHz
3.6	15.207	AC Conducted Emission	15.207(a)	Pass	Under limit 10.09 dB at 0.15 MHz
3.7	15.203 & 15.247(b)	Antenna Requirement	15.203 & 15.247(b)	Pass	-

Conformity Assessment Condition:

- The test results (PASS/FAIL) with all measurement uncertainty excluded are presented against the regulation limits or in accordance with the requirements stipulated by the applicant/manufacturer who shall bear all the risks of non-compliance that may potentially occur if measurement uncertainty is taken into account.
- The measurement uncertainty please refer to each test result in the section "Measurement Uncertainty"

Disclaimer:

The product specifications of the EUT presented in the test report that may affect the test assessments are declared by the manufacturer who shall take full responsibility for the authenticity.



1 General Description

1.1 Applicant

Xiaomi Communications Co., Ltd.

#019, 9th Floor, Building 6, 33 Xi'erqi Middle Road, Haidian District, Beijing, China, 100085

1.2 Manufacturer

Xiaomi Communications Co., Ltd.

#019, 9th Floor, Building 6, 33 Xi'erqi Middle Road, Haidian District, Beijing, China, 100085

1.3 Product Feature of Equipment Under Test

Product Feature	
Equipment	Mobile Phone
Brand Name	Redmi
Model Name	23090RA98G
FCC ID	2AFZZRA98G
IMEI Code	Conducted: 864595060040940/864595060040957 Conduction: 864595060044389/864595060044397 Radiation: 864595060044249/864595060044256
HW Version	1351N16UM0A01
SW Version	MIUI 14
EUT Stage	Identical Prototype

Remark: The above EUT's information was declared by manufacturer. Please refer to the specifications or user's manual for more detailed description.

1.4 Product Specification of Equipment Under Test

Standards-related Product Specification	
Tx/Rx Frequency Range	2402 MHz ~ 2480 MHz
Number of Channels	40
Carrier Frequency of Each Channel	40 Channel (37 hopping + 3 advertising channel)
Maximum Output Power to Antenna	Bluetooth LE 1Mbps: 7.46 dBm (0.0056 W) Bluetooth LE 2Mbps: 7.54 dBm (0.0057 W)
Antenna Type / Gain	PIFA Antenna type with gain -3.3 dBi
Type of Modulation	Bluetooth LE : GFSK

1.5 Modification of EUT

No modifications are made to the EUT during all test items.



1.6 Testing Location

Sporton International Inc. (ShenZhen) is accredited to ISO/IEC 17025:2017 by American Association for Laboratory Accreditation with Certificate Number 5145.01.

Test Firm	Sporton International Inc. (ShenZhen)		
Test Site Location	1/F, 2/F, Bldg 5, Shiling Industrial Zone, Xinwei Village, Xili, Nanshan, Shenzhen, 518055 People's Republic of China TEL: +86-755-86379589 FAX: +86-755-86379595		
Test Site No.	Sporton Site No.	FCC Designation No.	FCC Test Firm Registration No.
	CO01-SZ TH01-SZ	CN1256	421272

Test Firm	Sporton International Inc. (ShenZhen)		
Test Site Location	101, 1st Floor, Block B, Building 1, No. 2, Tengfeng 4th Road, Fenghuang Community, Fuyong Street, Baoan District, Shenzhen City, Guangdong Province 518103 People's Republic of China TEL: +86-755-86066985		
Test Site No.	Sporton Site No.	FCC Designation No.	FCC Test Firm Registration No.
	03CH04-SZ	CN1256	421272

1.7 Test Software

Item	Site	Manufacturer	Name	Version
1.	03CH04-SZ	AUDIX	E3	6.2009-8-24
2.	CO01-SZ	AUDIX	E3	6.120613b



1.8 Applicable Standards

According to the specifications of the manufacturer, the EUT must comply with the requirements of the following standards:

- ♦ 47 CFR Part 15 Subpart C §15.247
- ♦ FCC KDB 558074 D01 15.247 Meas Guidance v05r02
- ♦ ANSI C63.10-2013

Remark:

1. All test items were verified and recorded according to the standards and without any deviation during the test.
2. This EUT has also been tested and complied with the requirements of FCC Part 15, Subpart B, recorded in a separate test report.



2 Test Configuration of Equipment Under Test

2.1 Carrier Frequency Channel

Frequency Band	Channel	Freq. (MHz)	Channel	Freq. (MHz)
2400-2483.5 MHz	0	2402	21	2444
	1	2404	22	2446
	2	2406	23	2448
	3	2408	24	2450
	4	2410	25	2452
	5	2412	26	2454
	6	2414	27	2456
	7	2416	28	2458
	8	2418	29	2460
	9	2420	30	2462
	10	2422	31	2464
	11	2424	32	2466
	12	2426	33	2468
	13	2428	34	2470
	14	2430	35	2472
	15	2432	36	2474
	16	2434	37	2476
	17	2436	38	2478
	18	2438	39	2480
	19	2440	-	-
20	2442	-	-	



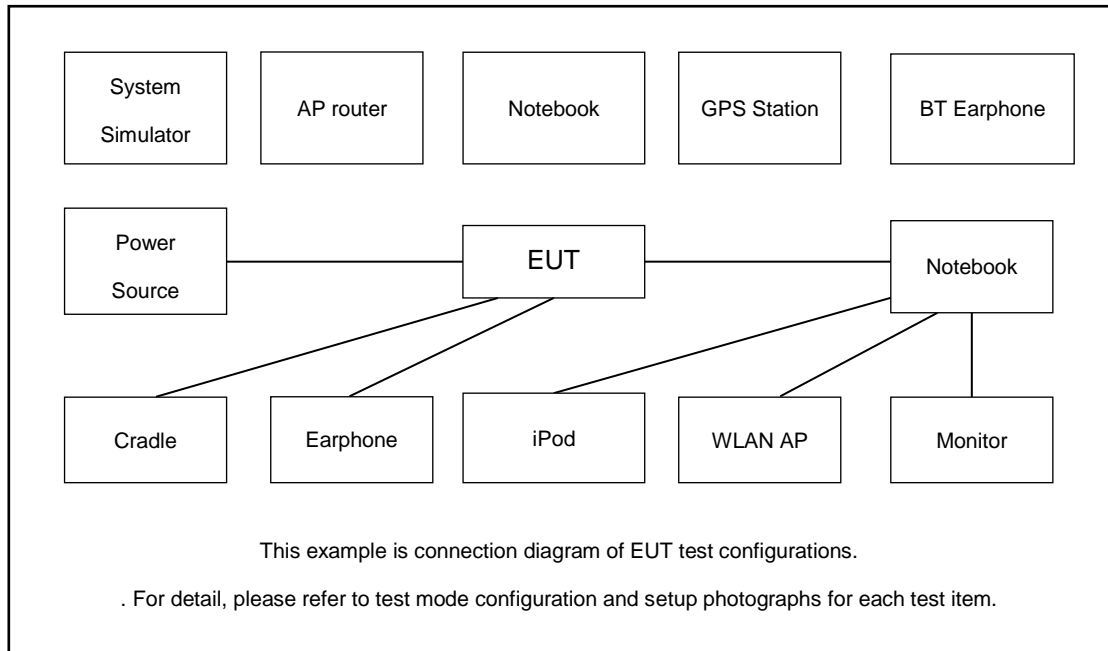
2.2 Test Mode

- a. The EUT has been associated with peripherals and configuration operated in a manner tended to maximize its emission characteristics in a typical application. Frequency range investigated: conduction emission (150 kHz to 30 MHz), radiation emission (9 kHz to the 10th harmonic of the highest fundamental frequency or to 40 GHz, whichever is lower). For radiated measurement, pre-scanned in three orthogonal panels, X, Y, Z. The worst cases (Y plane) were recorded in this report.
- b. AC power line Conducted Emission was tested under maximum output power.

The following summary table is showing all test modes to demonstrate in compliance with the standard.

Summary table of Test Cases	
Test Item	Data Rate / Modulation
	Bluetooth – LE / GFSK
Conducted TCs	Mode 1: Bluetooth Tx CH00_2402 MHz_1Mbps Mode 2: Bluetooth Tx CH19_2440 MHz_1Mbps Mode 3: Bluetooth Tx CH39_2480 MHz_1Mbps Mode 4: Bluetooth Tx CH01_2404 MHz_2Mbps Mode 5: Bluetooth Tx CH19_2440 MHz_2Mbps Mode 6: Bluetooth Tx CH38_2478 MHz_2Mbps
Radiated TCs	Mode 1: Bluetooth Tx CH00_2402 MHz_1Mbps Mode 2: Bluetooth Tx CH19_2440 MHz_1Mbps Mode 3: Bluetooth Tx CH39_2480 MHz_1Mbps Mode 4: Bluetooth Tx CH01_2404 MHz_2Mbps Mode 5: Bluetooth Tx CH19_2440 MHz_2Mbps Mode 6: Bluetooth Tx CH38_2478 MHz_2Mbps
AC Conducted Emission	Mode 1: GSM 850 Idle + Bluetooth Link + WLAN Link (2.4G) + USB Cable(Charging from Adapter) + Battery 1 + Sample 1
Remark: For Radiated Test Cases, The tests were performance with Adapter and USB Cable.	

2.3 Connection Diagram of Test System



2.4 Support Unit used in test configuration and system

Item	Equipment	Trade Name	Model Name	FCC ID	Data Cable	Power Cord
1.	System Simulator	Anritsu	MT8820C	N/A	N/A	Unshielded,1.8m
2.	System Simulator	Anritsu	MT8821C	N/A	N/A	Unshielded,1.8m
3.	WLAN AP	Dlink	DIR-820L	KA2IR820LA1	N/A	Unshielded,1.8m
4.	Bluetooth Earphone	Samsung	EO-MG900	PYAHS-107W	N/A	N/A



2.5 EUT Operation Test Setup

For BLE function, the engineering test program was provided and enabled to make EUT continuous transmit.

For AC power line conducted emissions, the EUT was set to connect with the WLAN AP under large package sizes transmission.

2.6 Measurement Results Explanation Example

For all conducted test items:

The offset level is set in the spectrum analyzer to compensate the RF cable loss and attenuator factor between EUT conducted output port and spectrum analyzer. With the offset compensation, the spectrum analyzer reading level is exactly the EUT RF output level.

Example :

The spectrum analyzer offset is derived from RF cable loss and attenuator factor.

Offset = RF cable loss + attenuator factor.

Following shows an offset computation example with cable loss 1.3 dB and 10dB attenuator.

$$\begin{aligned} \text{Offset(dB)} &= \text{RF cable loss(dB)} + \text{attenuator factor(dB)}. \\ &= 1.3 + 10 = 11.3 \text{ (dB)} \end{aligned}$$

3 Test Result

3.1 6dB Bandwidth Measurement

3.1.1 Limit of 6dB Bandwidth

The minimum 6 dB bandwidth shall be at least 500 kHz.

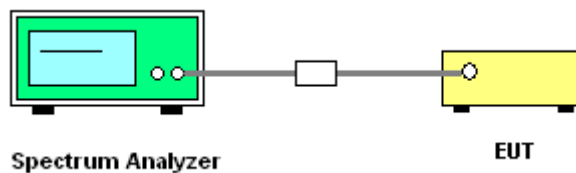
3.1.2 Measuring Instruments

The section 4.0 of List of Measuring Equipment of this test report is used for test.

3.1.3 Test Procedures

1. The testing follows ANSI C63.10-2013 clause 11.8
2. The RF output of EUT was connected to the spectrum analyzer by RF cable and attenuator. The path loss was compensated to the results for each measurement.
3. Set to the maximum power setting and enable the EUT transmit continuously.
4. Make the measurement with the spectrum analyzer's resolution bandwidth (RBW) = 100 kHz. Set the Video bandwidth (VBW) = 300 kHz. In order to make an accurate measurement. The 6 dB bandwidth must be greater than 500 kHz.
5. Measure and record the results in the test report.

3.1.4 Test Setup

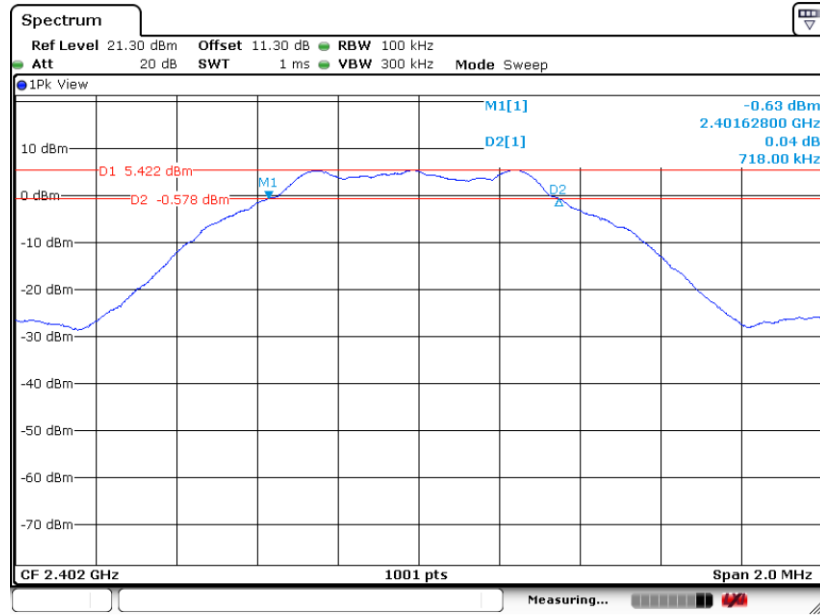




3.1.5 Test Result of 6dB Bandwidth

Please refer to Appendix A.

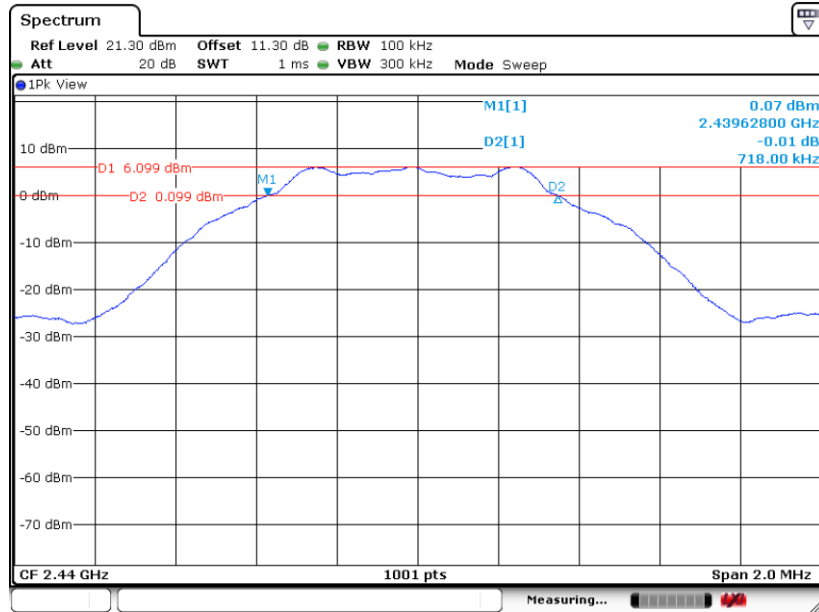
Bluetooth LE 1Mbps: 6 dB Bandwidth Plot on Channel 00



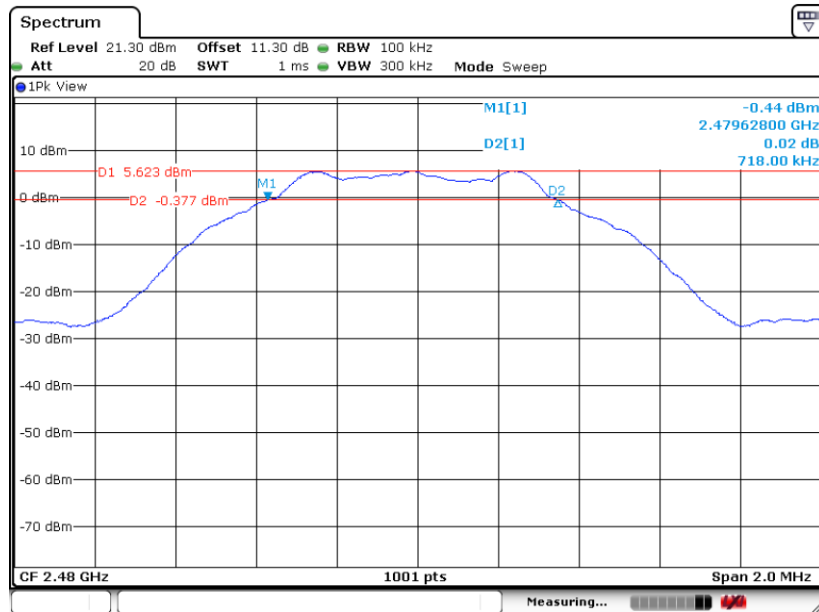
Date: 10.AUG.2023 00:17:53



6 dB Bandwidth Plot on Channel 19

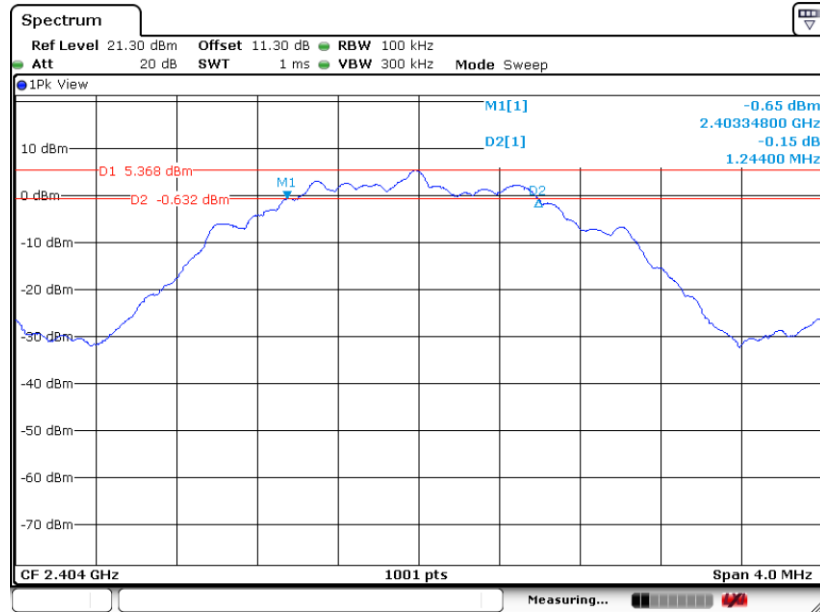


6 dB Bandwidth Plot on Channel 39

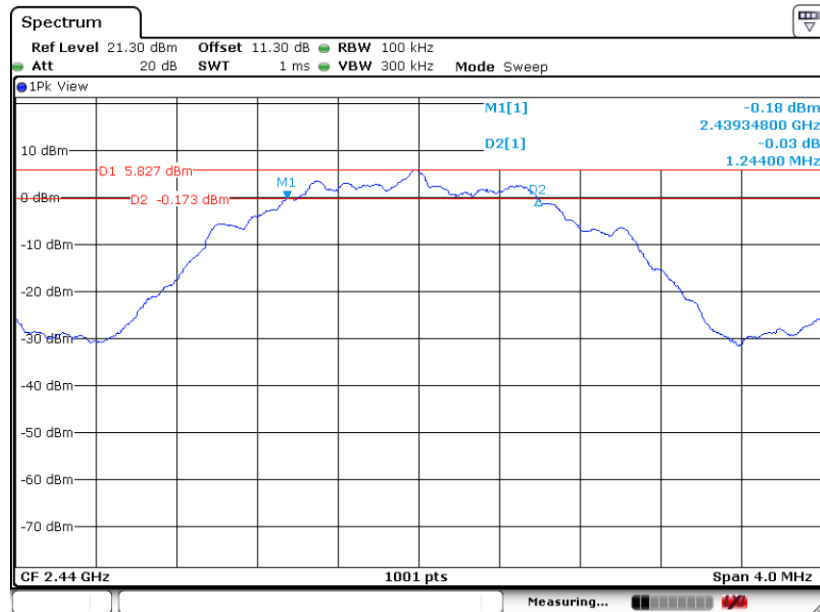




Bluetooth LE 2Mbps:
6 dB Bandwidth Plot on Channel 01

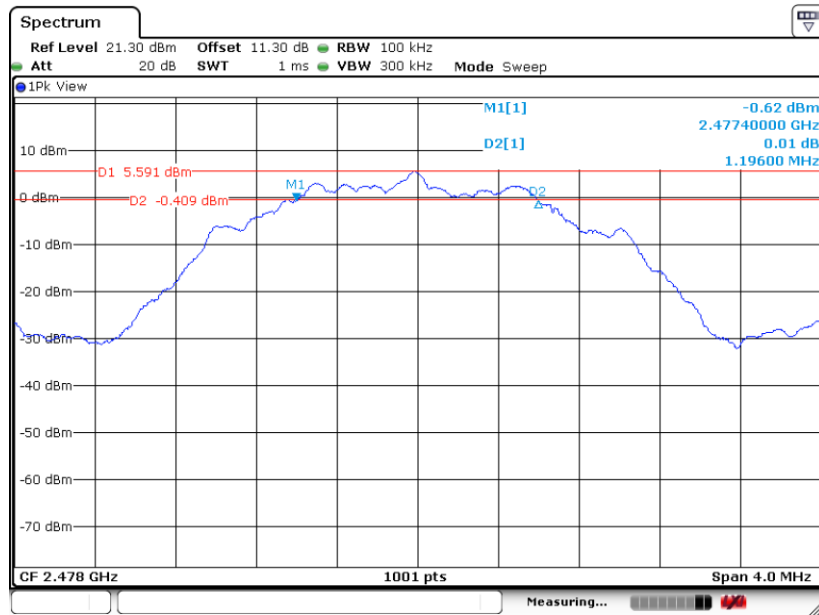


6 dB Bandwidth Plot on Channel 19





6 dB Bandwidth Plot on Channel 38



Date: 10.AUG.2023 01:05:27

3.2 Output Power Measurement

3.2.1 Limit of Output Power

For systems using digital modulation in the 2400-2483.5MHz, the limit for peak output power is 30dBm. If transmitting antenna of directional gain greater than 6dBi is used, the peak output power from the intentional radiator shall be reduced below the above stated value by the amount in dB that the directional gain of the antenna exceeds 6 dBi. In case of point-to-point operation, the limit has to be reduced by 1dB for every 3dB that the directional gain of the antenna exceeds 6dBi.

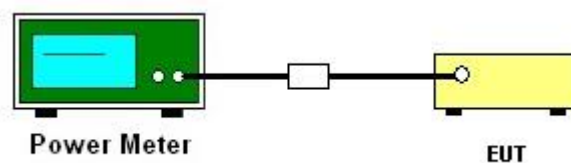
3.2.2 Measuring Instruments

The section 4.0 of List of Measuring Equipment of this test report is used for test.

3.2.3 Test Procedures

1. The testing follows the Measurement Procedure of ANSI C63.10-2013 clause 11.9.1.3 PKPM1 Peak power meter or ANSI C63.10-2013 clause 11.9.2.3.1 Method AVGPM method.
2. The RF output of EUT was connected to the power meter by RF cable and attenuator. The path loss was compensated to the results for each measurement.
3. Set to the maximum power setting and enable the EUT transmit continuously.
4. Measure the conducted output power and record the results in the test report.

3.2.4 Test Setup



3.2.5 Test Result of Peak Output Power

Please refer to Appendix A.

3.3 Power Spectral Density Measurement

3.3.1 Limit of Power Spectral Density

The peak power spectral density shall not be greater than 8dBm in any 3kHz band at any time interval of continuous transmission.

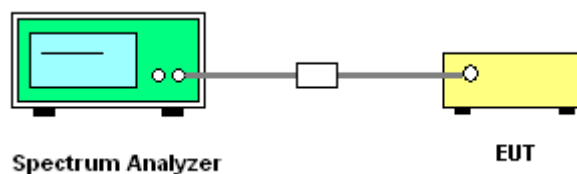
3.3.2 Measuring Instruments

The section 4.0 of List of Measuring Equipment of this test report is used for test.

3.3.3 Test Procedures

1. The testing follows Measurement Procedure of ANSI C63.10-2013 clause 11.10.2 Method PKPSD.
2. The RF output of EUT was connected to the spectrum analyzer by RF cable and attenuator. The path loss was compensated to the results for each measurement.
3. Set to the maximum power setting and enable the EUT transmit continuously.
4. Make the measurement with the spectrum analyzer's resolution bandwidth (RBW) = 3 kHz. Video bandwidth VBW = 10 kHz In order to make an accurate measurement, set the span to 1.5 times DTS Channel Bandwidth. (6dB BW)
5. Detector = peak, Sweep time = auto couple, Trace mode = max hold, Allow trace to fully stabilize. Use the peak marker function to determine the maximum power level.
6. Measure and record the results in the test report.
7. The Measured power density (dBm)/ 100kHz is a reference level and used as 20dBc down limit line for Conducted Band Edges and Conducted Spurious Emission.

3.3.4 Test Setup



3.3.5 Test Result of Power Spectral Density

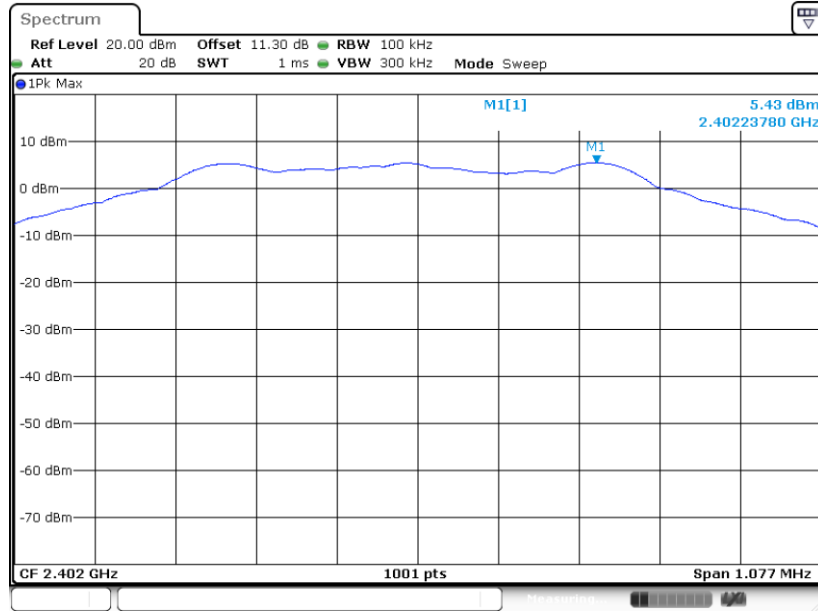
Please refer to Appendix A.



3.3.6 Test Result of Power Spectral Density Plots (100kHz)

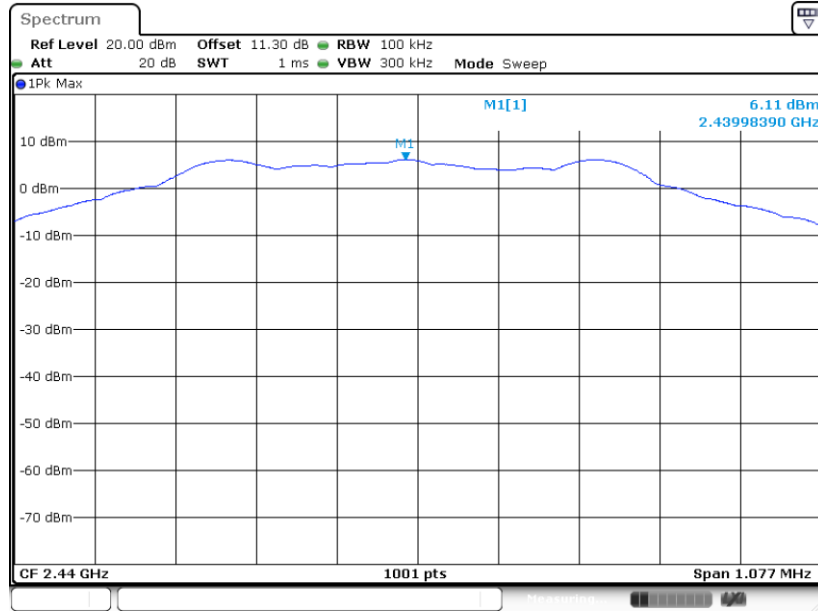
Bluetooth LE 1Mbps:

PSD 100kHz Plot on Channel 00



Date: 10.AUG.2023 00:18:32

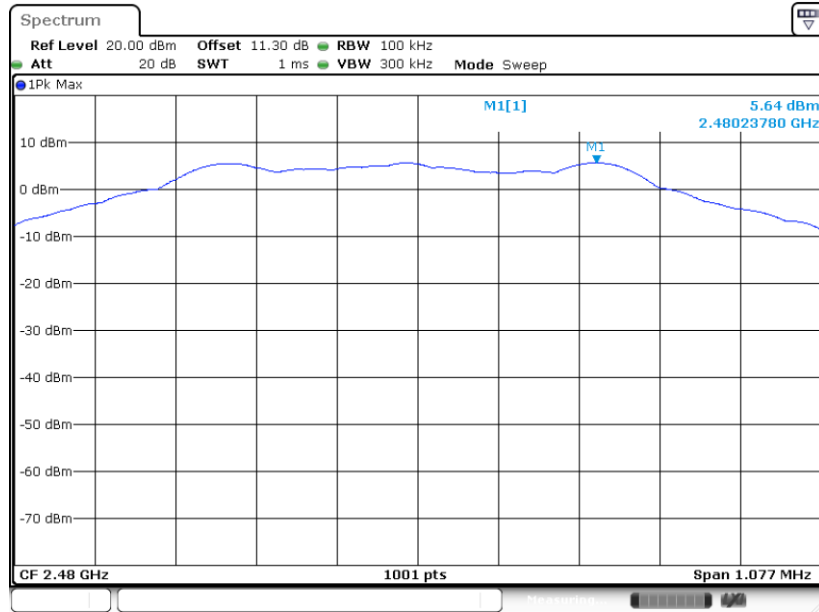
PSD 100kHz Plot on Channel 19



Date: 10.AUG.2023 00:22:27



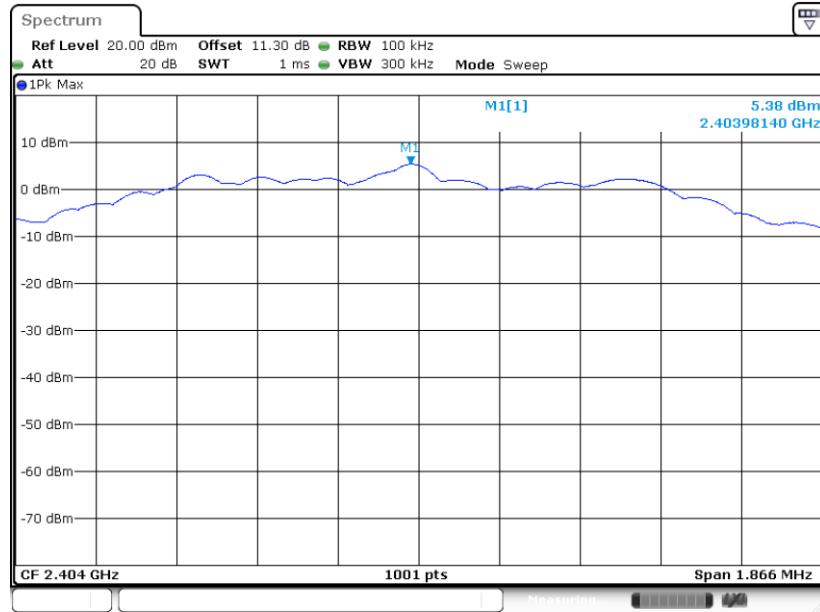
PSD 100kHz Plot on Channel 39



Date: 10.AUG.2023 00:26:26

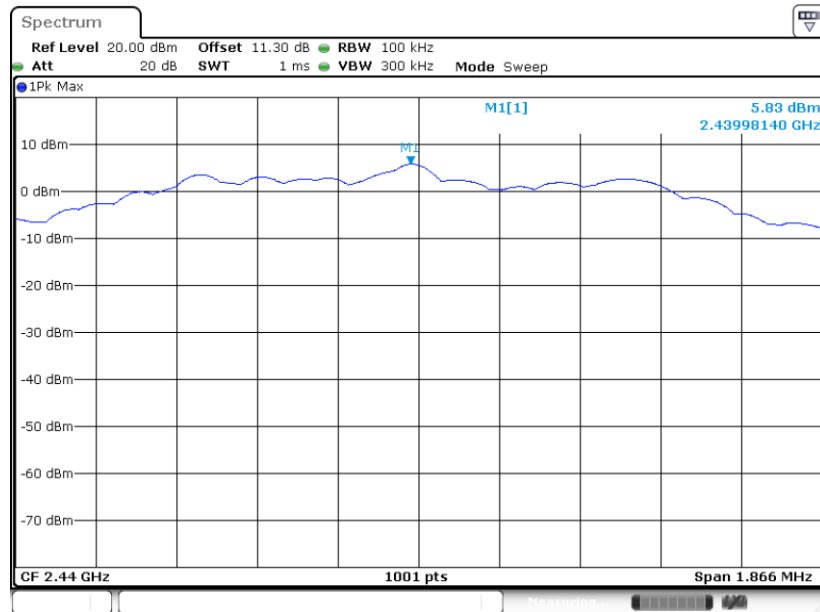


Bluetooth LE 2Mbps:
PSD 100kHz Plot on Channel 01



Date: 10.AUG.2023 00:38:19

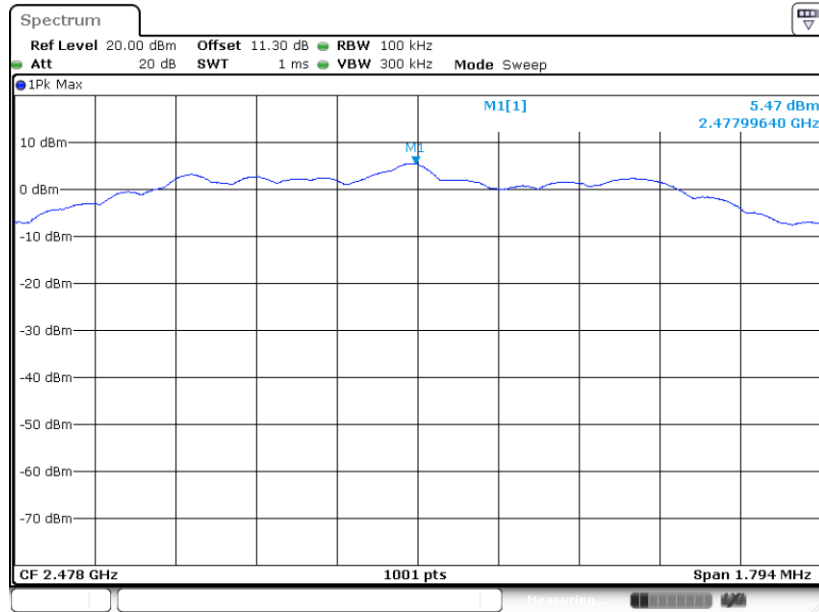
PSD 100kHz Plot on Channel 19



Date: 10.AUG.2023 01:02:05



PSD 100kHz Plot on Channel 38



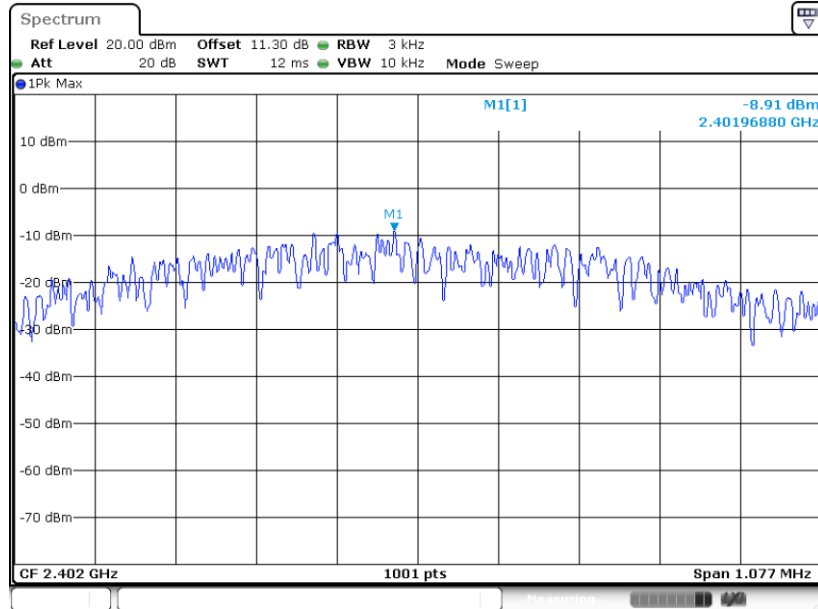
Date: 10.AUG.2023 01:07:04



3.3.7 Test Result of Power Spectral Density Plots (3kHz)

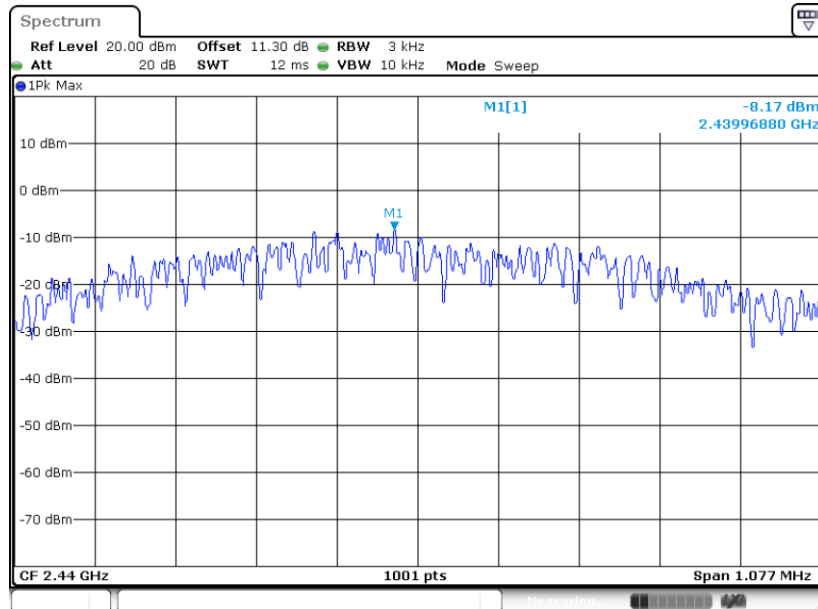
Bluetooth LE 1Mbps:

PSD 3kHz Plot on Channel 00



Date: 10.AUG.2023 00:18:14

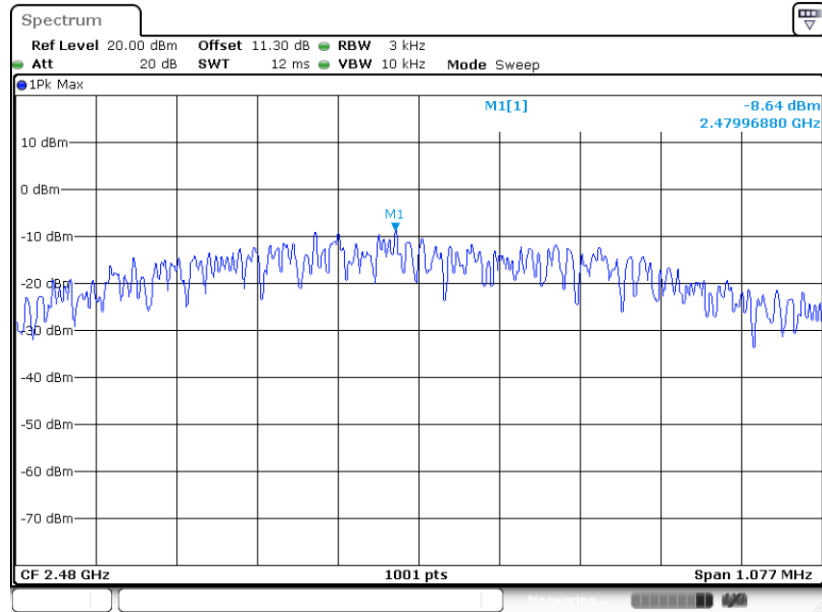
PSD 3kHz Plot on Channel 19



Date: 10.AUG.2023 00:22:10



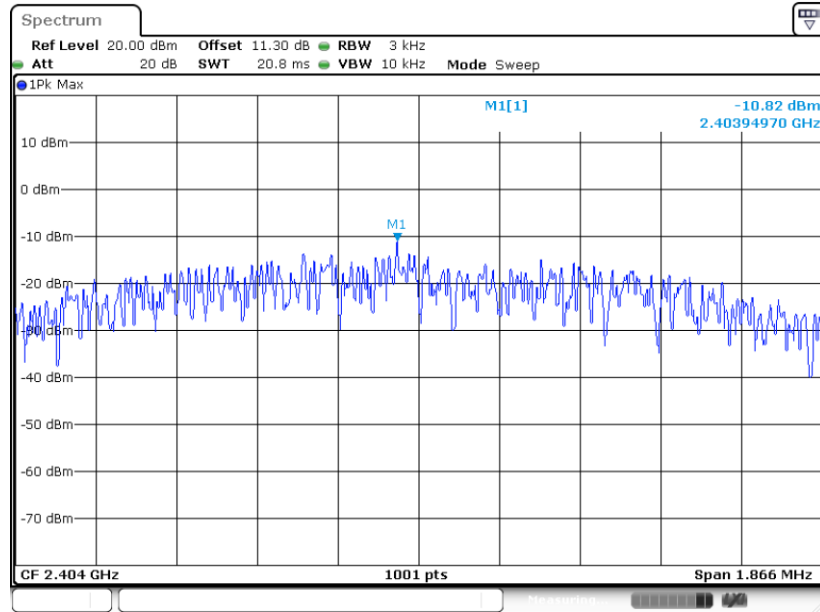
PSD 3kHz Plot on Channel 39



Date: 10.AUG.2023 00:24:59

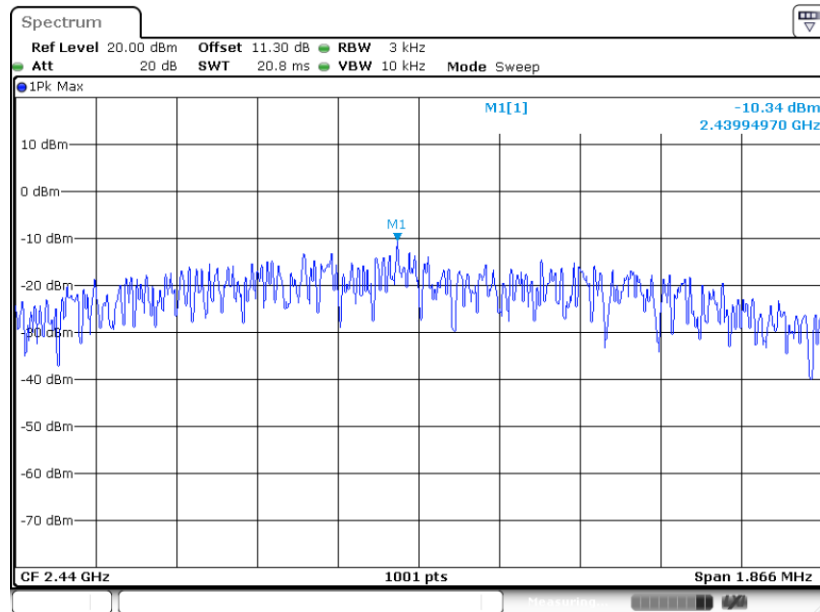


Bluetooth LE 2Mbps:
PSD 3kHz Plot on Channel 01



Date: 10.AUG.2023 00:34:22

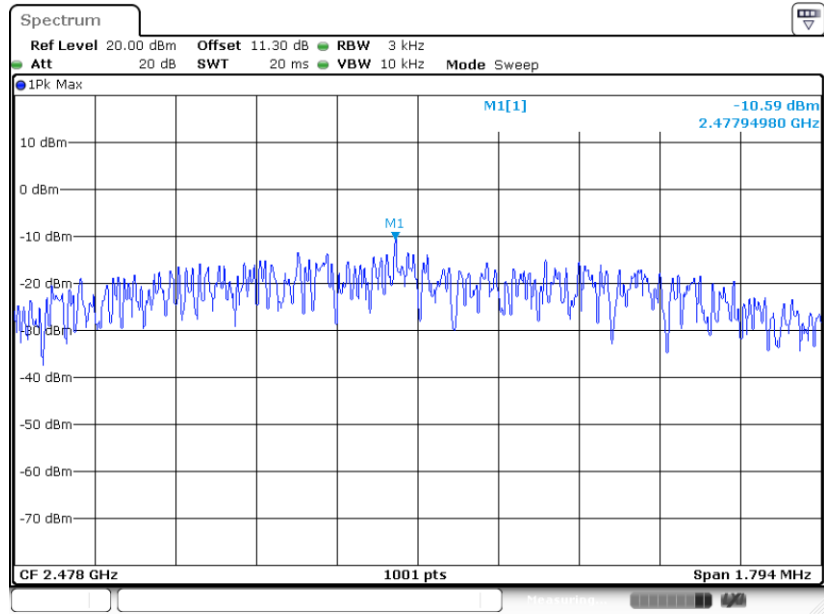
PSD 3kHz Plot on Channel 19



Date: 10.AUG.2023 01:01:31



PSD 3kHz Plot on Channel 38



Date: 10.AUG.2023 01:05:50

3.4 Conducted Band Edges and Spurious Emission Measurement

3.4.1 Limit of Conducted Band Edges and Spurious Emission

All harmonics/spurious must be at least 20 dB down from the highest emission level within the authorized band.

3.4.2 Measuring Instruments

The section 4.0 of List of Measuring Equipment of this test report is used for test.

3.4.3 Test Procedure

1. The testing follows ANSI C63.10-2013 clause 11.13
2. The RF output of EUT was connected to the spectrum analyzer by RF cable and attenuator. The path loss was compensated to the results for each measurement.
3. Set to the maximum power setting and enable the EUT transmit continuously.
4. Set RBW = 100 kHz, VBW=300 kHz, Peak Detector. Unwanted Emissions measured in any 100 kHz bandwidth outside of the authorized frequency band shall be attenuated by at least 20 dB relative to the maximum in-band peak PSD level in 100 kHz when maximum peak conducted output power procedure is used. If the transmitter complies with the conducted power limits based on the use of RMS averaging over a time interval, the attenuation required under this paragraph shall be 30 dB instead of 20 dB.
5. Measure and record the results in the test report.
6. The RF fundamental frequency should be excluded against the limit line in the operating frequency band.

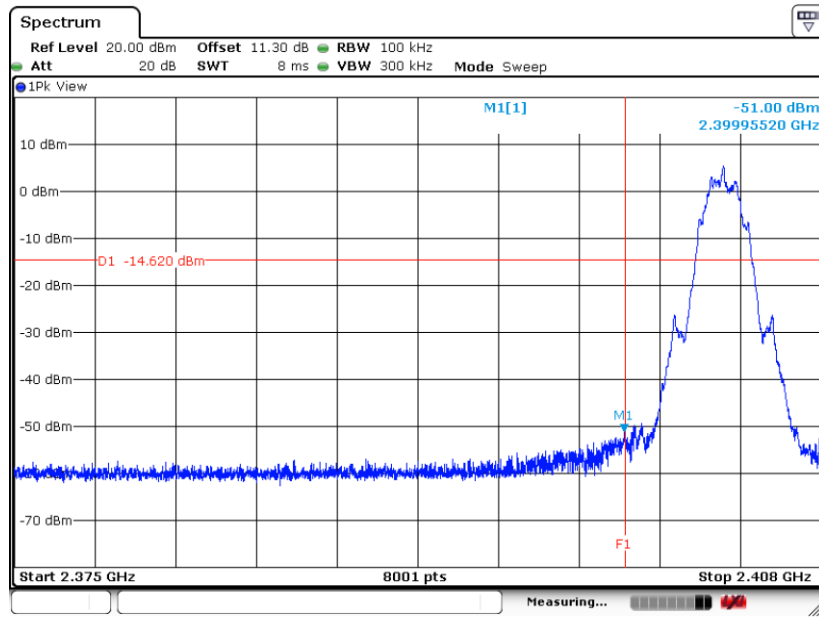
3.4.4 Test Setup





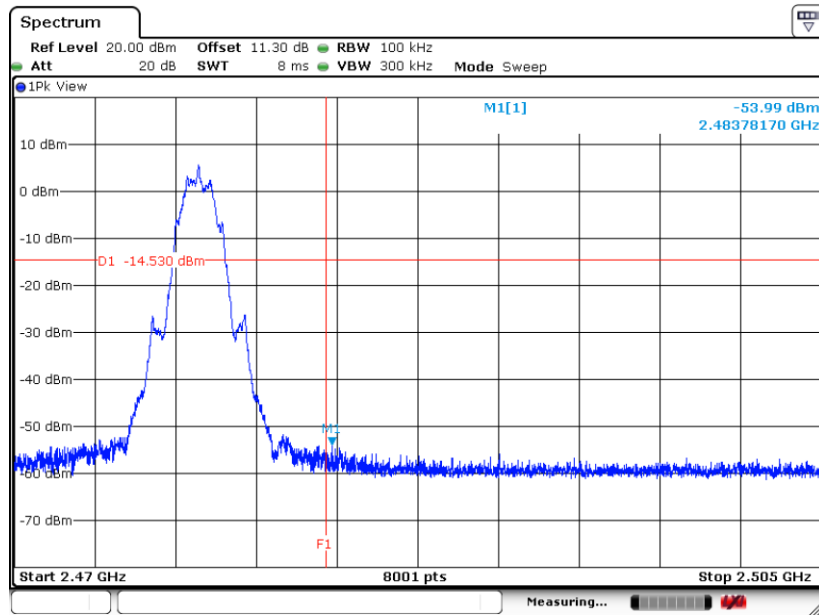
Bluetooth LE 2Mbps:

Low Band Edge Plot on Channel 01



Date: 10.AUG.2023 00:57:34

High Band Edge Plot on Channel 38



Date: 10.AUG.2023 01:13:42

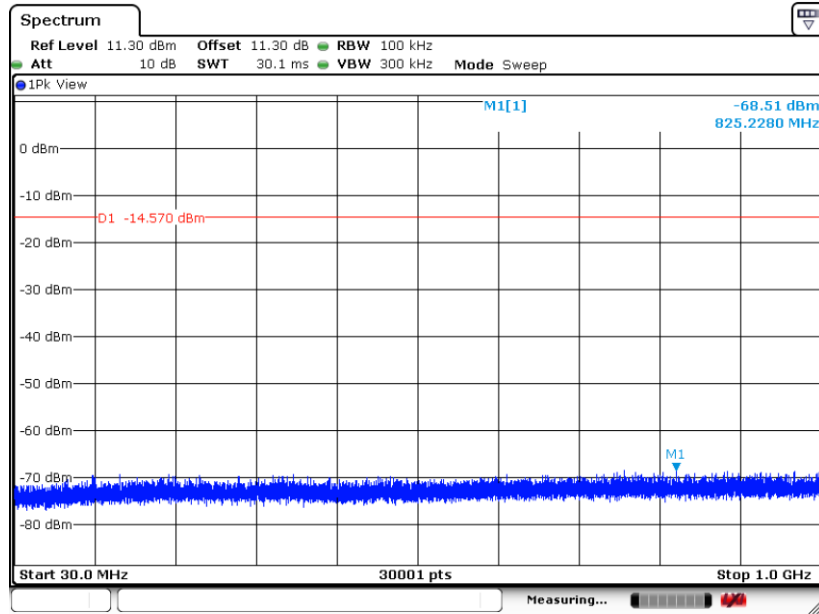


3.4.6 Test Result of Conducted Spurious Emission Plots

Bluetooth LE 1Mbps:

Conducted Spurious Emission Plot on Bluetooth LE 1Mbps

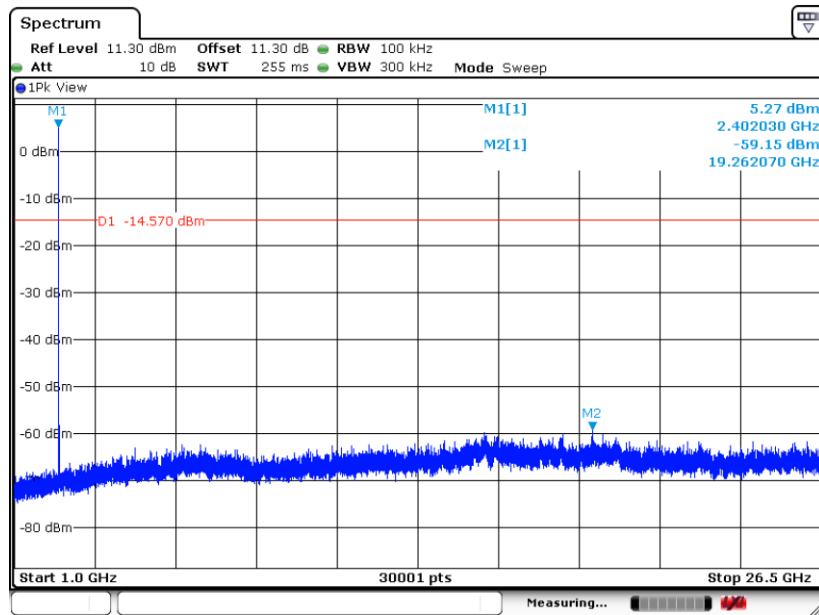
GFSK Channel 00



Date: 10.AUG.2023 00:18:58

Conducted Spurious Emission Plot on Bluetooth LE 1Mbps

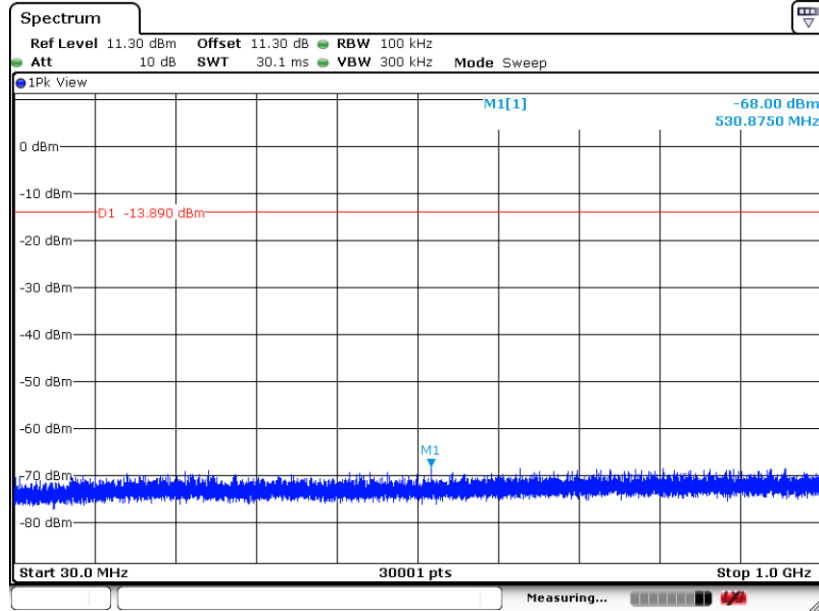
GFSK Channel 00



Date: 10.AUG.2023 00:19:15

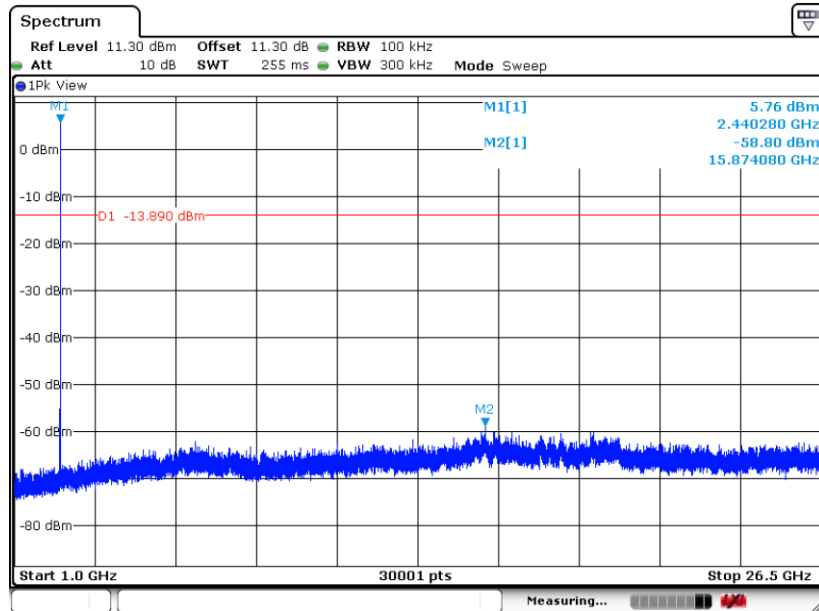


Conducted Spurious Emission Plot on Bluetooth LE 1Mbps GFSK Channel 19



Date: 10.AUG.2023 00:22:46

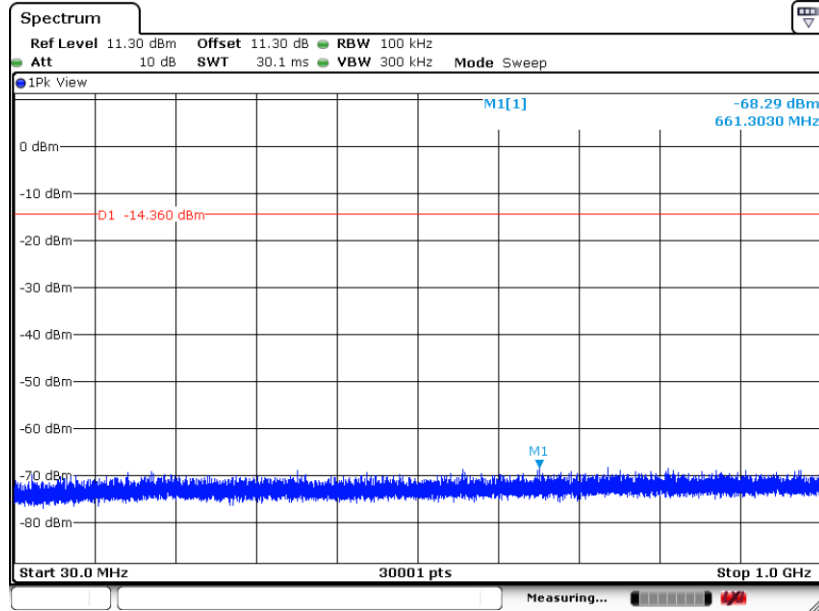
Conducted Spurious Emission Plot on Bluetooth LE 1Mbps GFSK Channel 19



Date: 10.AUG.2023 00:23:02

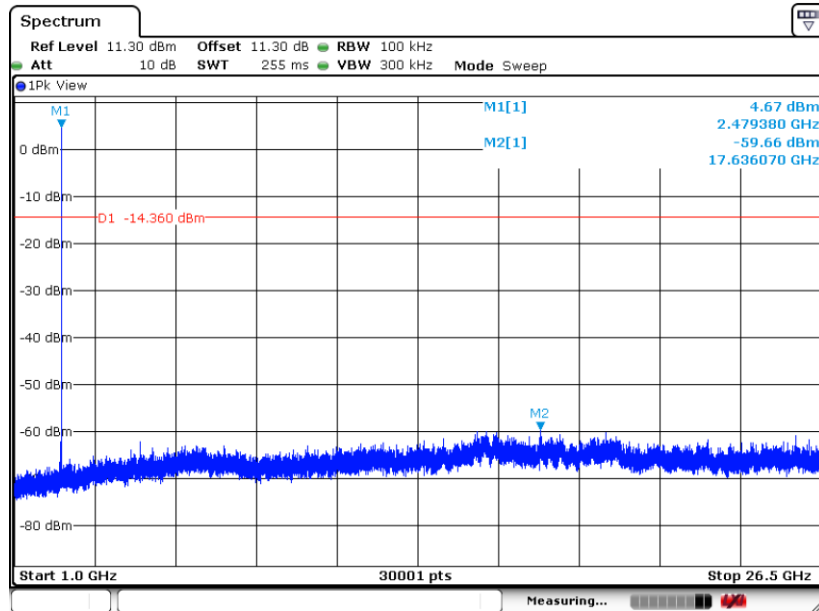


Conducted Spurious Emission Plot on Bluetooth LE 1Mbps GFSK Channel 39



Date: 10.AUG.2023 00:27:10

Conducted Spurious Emission Plot on Bluetooth LE 1Mbps GFSK Channel 39



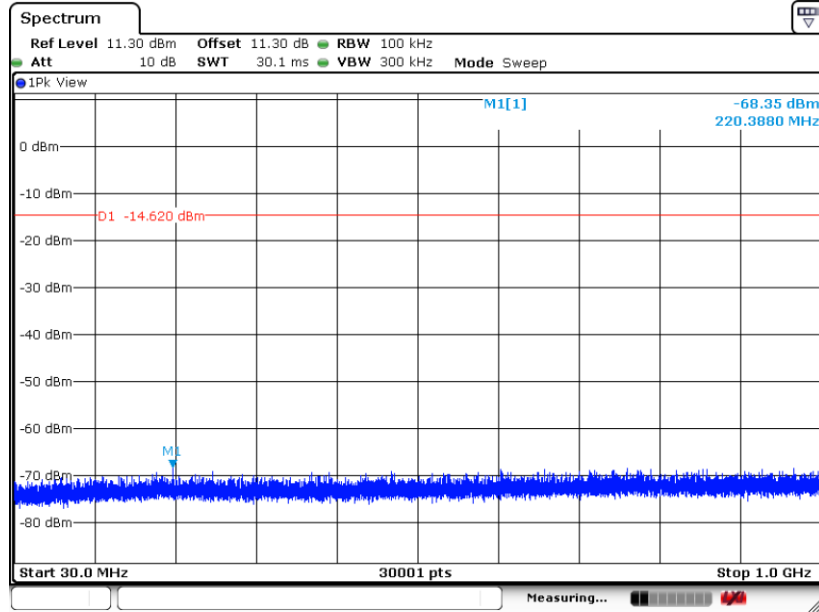
Date: 10.AUG.2023 00:27:29



Bluetooth LE 2Mbps:

Conducted Spurious Emission Plot on Bluetooth LE 1Mbps

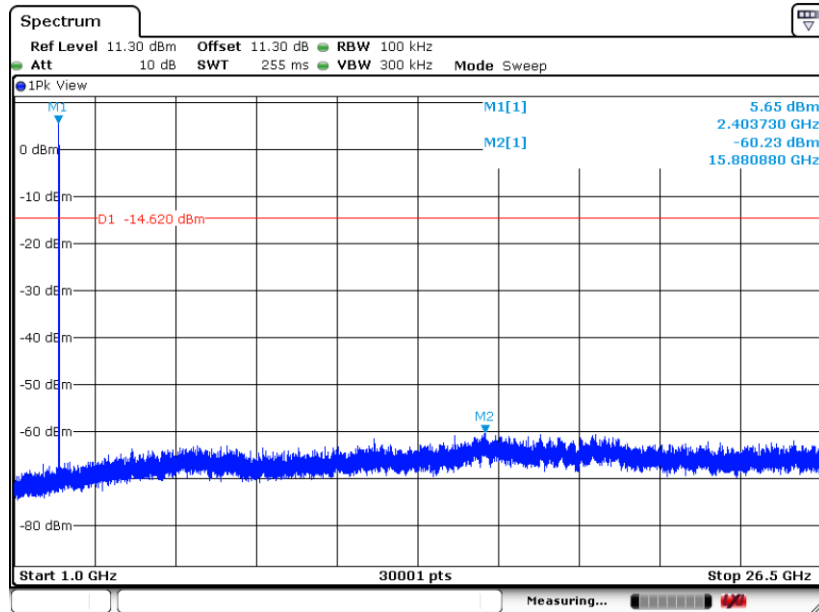
GFSK Channel 01



Date: 10.AUG.2023 00:40:00

Conducted Spurious Emission Plot on Bluetooth LE 1Mbps

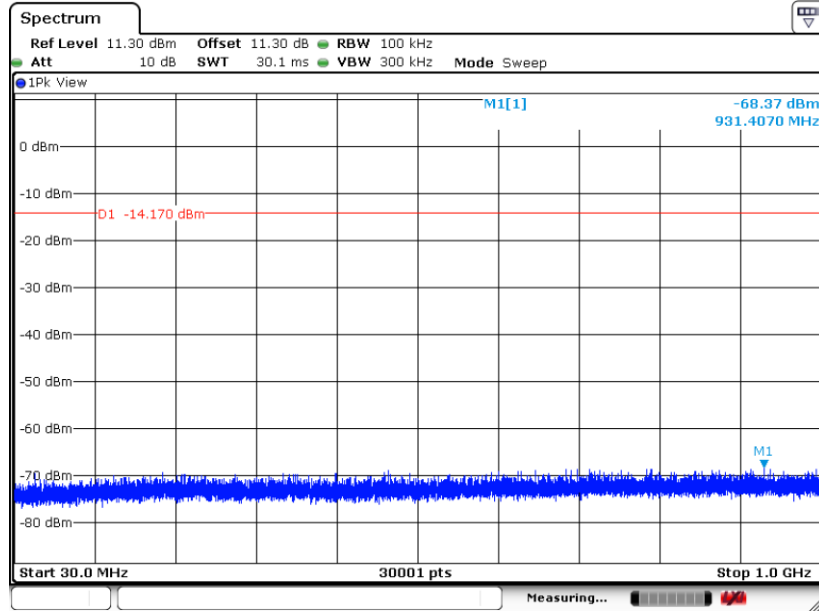
GFSK Channel 01



Date: 10.AUG.2023 00:40:18

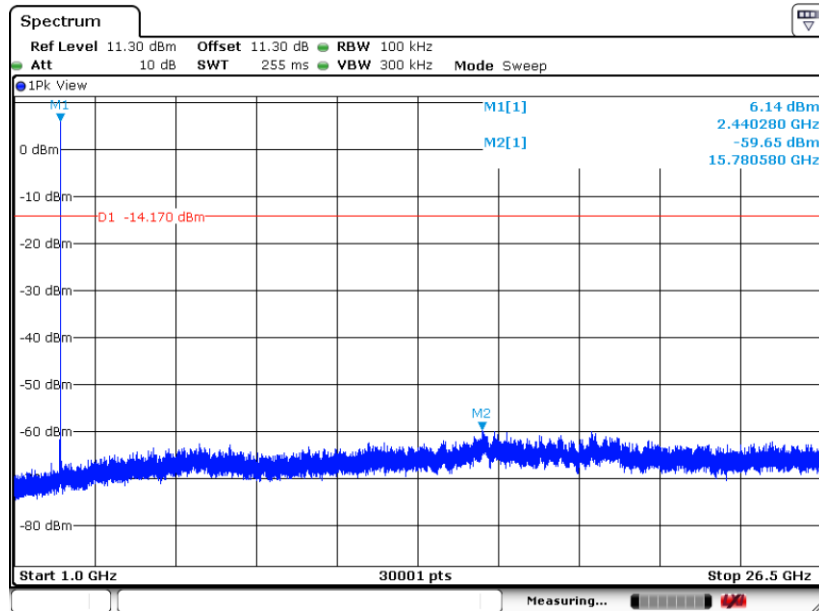


Conducted Spurious Emission Plot on Bluetooth LE 1Mbps GFSK Channel 19



Date: 10.AUG.2023 01:02:50

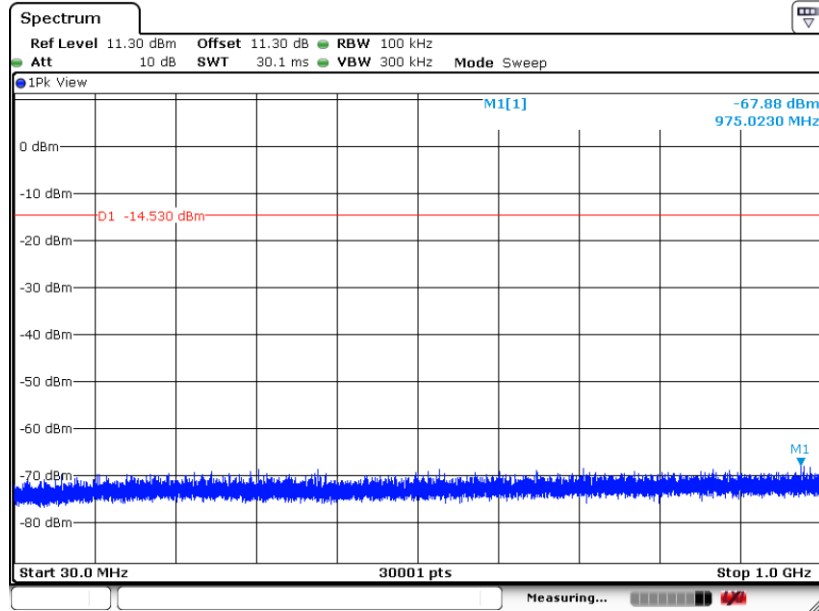
Conducted Spurious Emission Plot on Bluetooth LE 1Mbps GFSK Channel 19



Date: 10.AUG.2023 01:03:12

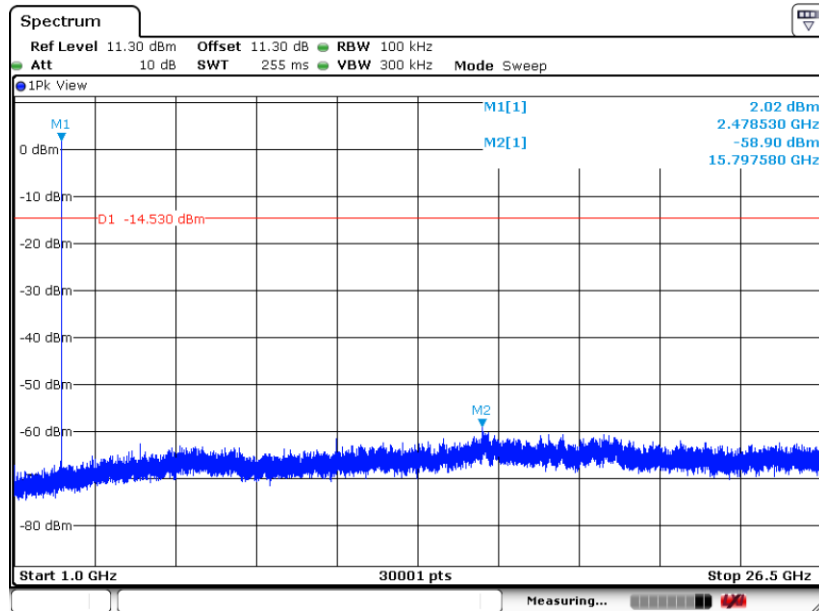


Conducted Spurious Emission Plot on Bluetooth LE 1Mbps GFSK Channel 38



Date: 10.AUG.2023 01:07:46

Conducted Spurious Emission Plot on Bluetooth LE 1Mbps GFSK Channel 38



Date: 10.AUG.2023 01:08:12



3.5 Radiated Band Edges and Spurious Emission Measurement

3.5.1 Limit of Radiated Band Edges and Spurious Emission

In any 100 kHz bandwidth outside the intentional radiator frequency band, all harmonics/spurious must be at least 20 dB below the highest emission level within the authorized band. If the output power of this device was measured by spectrum analyzer, the attenuation under this paragraph shall be 30 dB instead of 20 dB. In addition, radiated emissions which fall in the restricted bands must also comply with the limits as below.

Frequency (MHz)	Field Strength (microvolts/meter)	Measurement Distance (meters)
0.009 – 0.490	2400/F(kHz)	300
0.490 – 1.705	24000/F(kHz)	30
1.705 – 30.0	30	30
30 – 88	100	3
88 – 216	150	3
216 - 960	200	3
Above 960	500	3

3.5.2 Measuring Instruments

The section 4.0 of List of Measuring Equipment of this test report is used for test.

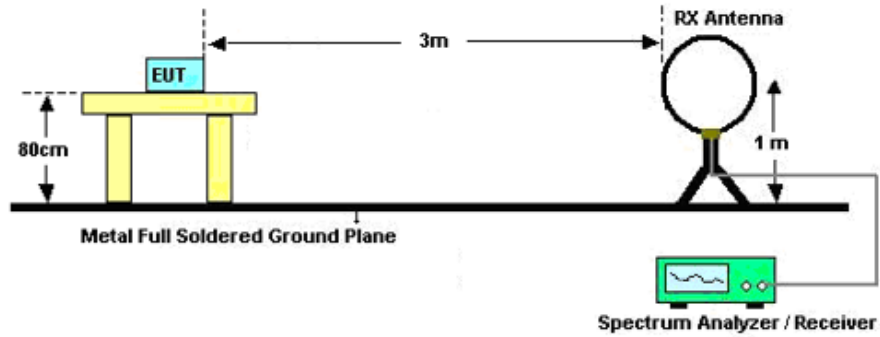


3.5.3 Test Procedures

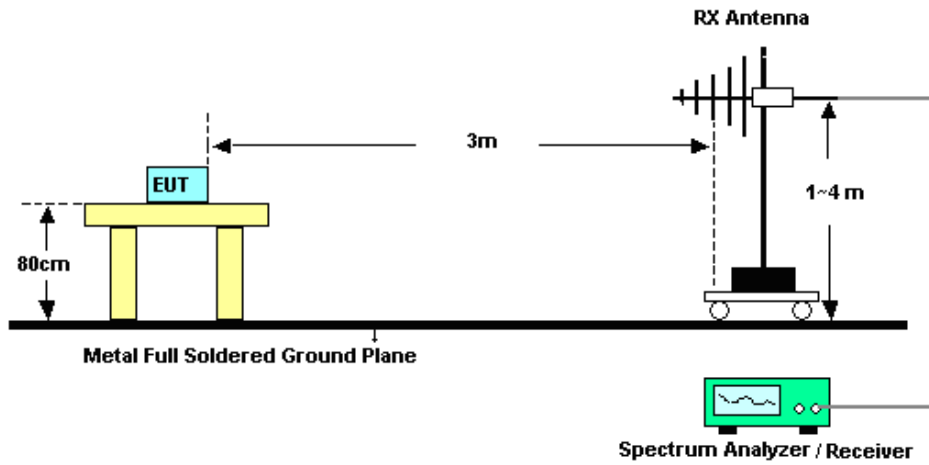
1. The testing follows ANSI C63.10-2013 clause 11.11 & 11.12
2. The EUT was arranged to its worst case and then tune the antenna tower (from 1 m to 4 m) and turntable (from 0 degree to 360 degrees) to find the maximum reading. A pre-amp and a high pass filter are used for the test in order to get better signal level.
3. The EUT was placed on a turntable with 0.8 meter for frequency below 1GHz and 1.5 meter for frequency above 1GHz respectively above ground.
4. The EUT was set 3 meters from the interference receiving antenna, which was mounted on the top of a variable height antenna tower.
5. Corrected Reading: Antenna Factor + Cable Loss + Read Level - Preamp Factor = Level
6. For testing below 1GHz, if the emission level of the EUT in peak mode was 3 dB lower than the limit specified, then peak values of EUT will be reported, otherwise, the emissions will be repeated one by one using the CISPR quasi-peak method and reported.
7. For testing above 1GHz, the emission level of the EUT in peak mode was 20dB lower than peak limit (that means the emission level in average mode also complies with the limit in average mode), then peak values of EUT will be reported, otherwise, the emissions will be measured in average mode again and reported.
8. Use the following spectrum analyzer settings:
 - (1) Span shall wide enough to fully capture the emission being measured;
 - (2) Set RBW=100 kHz for $f < 1$ GHz; $VBW \geq RBW$; Sweep = auto; Detector function = peak; Trace = max hold;
 - (3) Set RBW = 1 MHz, VBW= 3MHz for $f \geq 1$ GHz for peak measurement.
For average measurement:
 - $VBW = 10$ Hz, when duty cycle is no less than 98 percent.
 - $VBW \geq 1/T$, when duty cycle is less than 98 percent where T is the minimum transmission duration over which the transmitter is on and is transmitting at its maximum power control level for the tested mode of operation.

3.5.4 Test Setup

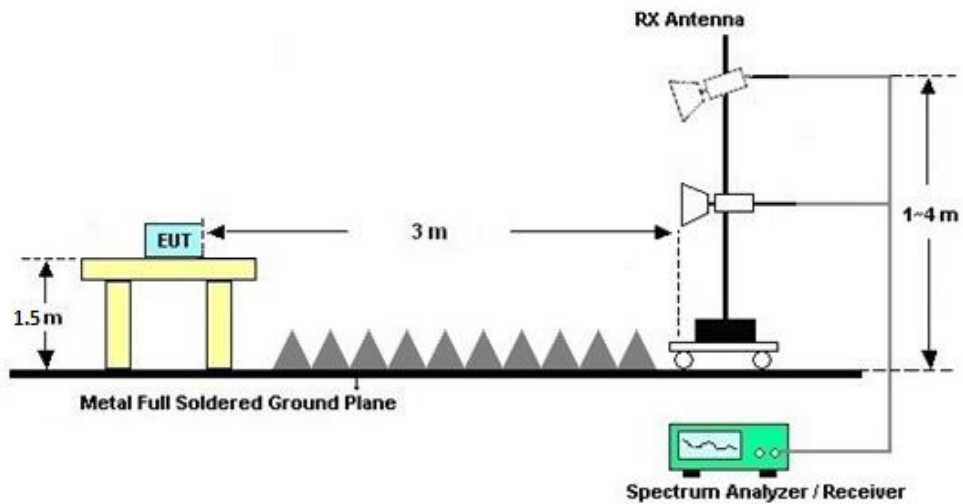
For radiated emissions below 30MHz



For radiated emissions from 30MHz to 1GHz



For radiated emissions above 1GHz





3.5.5 Test Results of Radiated Spurious Emissions (9 kHz ~ 30 MHz)

The low frequency, which started from 9 kHz to 30MHz, was pre-scanned and the result which was 20dB lower than the limit line was not reported.

There is a comparison data of both open-field test site and semi-Anechoic chamber, and the result came out very similar.

3.5.6 Test Result of Radiated Spurious at Band Edges

Please refer to Appendix C.

3.5.7 Duty Cycle

Please refer to Appendix D.

3.5.8 Test Result of Radiated Spurious Emission (30MHz ~ 10th Harmonic or 40GHz, whichever is lower)

Please refer to Appendix C.



3.6 AC Conducted Emission Measurement

3.6.1 Limit of AC Conducted Emission

For equipment that is designed to be connected to the public utility (AC) power line, the radio frequency voltage that is conducted back onto the AC power line on any frequency or frequencies within the band 150 kHz to 30 MHz shall not exceed the limits in the following table.

Frequency of emission (MHz)	Conducted limit (dBµV)	
	Quasi-peak	Average
0.15-0.5	66 to 56*	56 to 46*
0.5-5	56	46
5-30	60	50

*Decreases with the logarithm of the frequency.

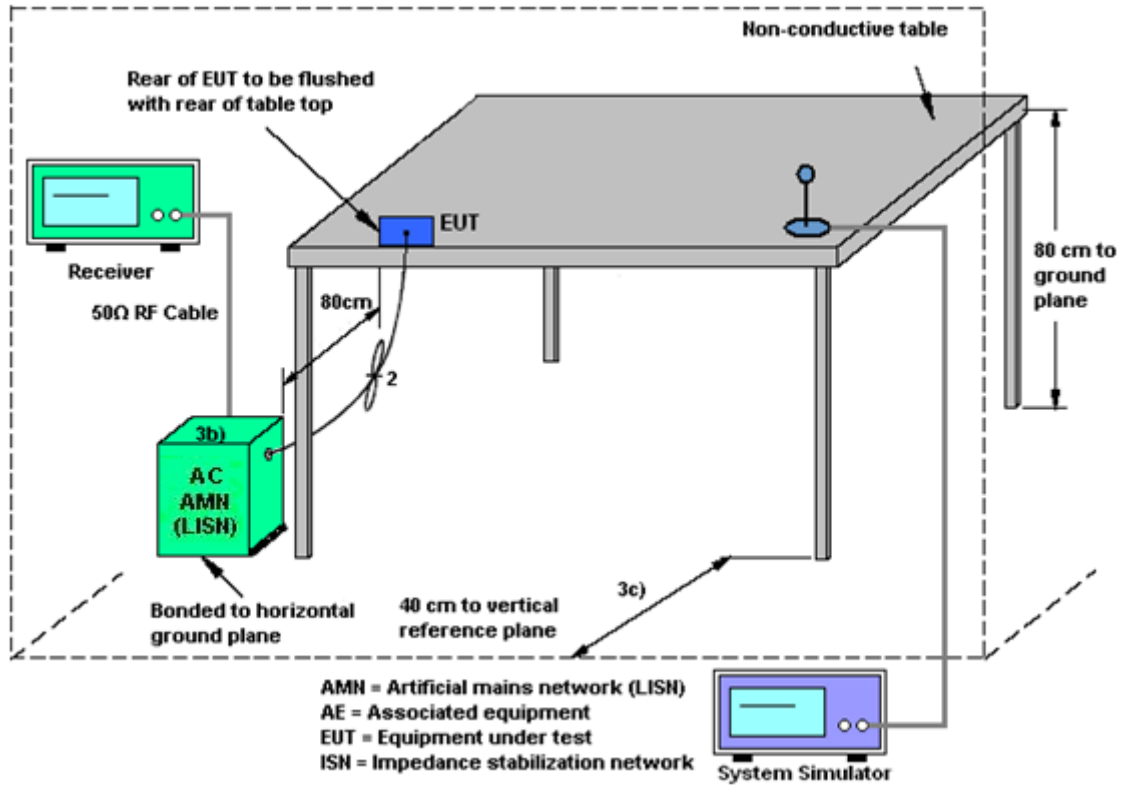
3.6.2 Measuring Instruments

The section 4.0 of List of Measuring Equipment of this test report is used for test.

3.6.3 Test Procedures

1. The EUT was placed 0.4 meter from the conducting wall of the shielding room was kept at least 80 centimeters from any other grounded conducting surface.
2. Connect EUT to the power mains through a line impedance stabilization network (LISN).
3. All the support units are connecting to the other LISN.
4. The LISN provides 50 ohm coupling impedance for the measuring instrument.
5. The FCC states that a 50 ohm, 50 microhenry LISN should be used.
6. Both sides of AC line were checked for maximum conducted interference.
7. The frequency range from 150 kHz to 30 MHz was searched.
8. Set the test-receiver system to Peak Detect Function and specified bandwidth (IF Bandwidth = 9kHz) with Maximum Hold Mode. Then measurement is also conducted by Average Detector and Quasi-Peak Detector Function respectively.

3.6.4 Test Setup



3.6.5 Test Result of AC Conducted Emission

Please refer to Appendix B.



3.7 Antenna Requirements

3.7.1 Standard Applicable

If directional gain of transmitting antennas is greater than 6dBi, the power shall be reduced by the same level in dB comparing to gain minus 6dBi. The use of a permanently attached antenna or of an antenna that uses a unique coupling to the intentional radiator shall be considered sufficient to comply with the rule.

3.7.2 Antenna Anti-Replacement Construction

An embedded-in antenna design is used.

3.7.3 Antenna Gain

The antenna peak gain of EUT is less than 6 dBi. Therefore, it is not necessary to reduce maximum peak output power limit.



4 List of Measuring Equipment

Instrument	Manufacturer	Model No.	Serial No.	Characteristics	Calibration Date	Test Date	Due Date	Remark
Spectrum Analyzer	R&S	FSV40	101078	10Hz~40GHz	Apr. 06, 2023	Aug. 10, 2023	Apr. 05, 2024	Conducted (TH01-SZ)
Pulse Power Sensor	Anritsu	MA2411B	1339473	30MHz~40GHz	Dec. 27, 2022	Aug. 10, 2023	Dec. 26, 2023	Conducted (TH01-SZ)
Power Meter	Anritsu	ML2495A	1542004	50MHz Bandwidth	Dec. 27, 2022	Aug. 10, 2023	Dec. 26, 2023	Conducted (TH01-SZ)
EMI Test Receiver	R&S	ESR7	101404	9kHz~7GHz	Oct. 19, 2022	Aug. 19, 2023	Oct. 18, 2023	Radiation (03CH04-SZ)
EXA Spectrum Analyzer	KEYSIGHT	N9010A	MY55150213	10Hz~44GHz	Jul. 07, 2023	Aug. 19, 2023	Jul. 06, 2024	Radiation (03CH04-SZ)
Loop Antenna	R&S	HFH2-Z2	100354	9kHz~30MHz	Jun. 28, 2022	Aug. 19, 2023	Jun. 27, 2024	Radiation (03CH04-SZ)
Bilog Antenna	TeseQ	CBL6111D	41909	30MHz~1GHz	May 14, 2023	Aug. 19, 2023	May 13, 2024	Radiation (03CH04-SZ)
Double Ridge Horn Antenna	SCHWARZBECK	BBHA9120D	9120D-1474	1GHz~18GHz	Jul. 07, 2023	Aug. 19, 2023	Jul. 06, 2024	Radiation (03CH04-SZ)
Horn Antenna	SCHWARZBECK	BBHA9170	9170#679	15GHz~40GHz	Jul. 08, 2023	Aug. 19, 2023	Jul. 07, 2024	Radiation (03CH04-SZ)
Amplifier	Burgeon	BPA-530	102211	0.01Hz~3000MHz	Oct. 19, 2022	Aug. 19, 2023	Oct. 18, 2023	Radiation (03CH04-SZ)
HF Amplifier	MITEQ	AMF-7D-00101800-30-10P-R	1943528	1GHz~18GHz	Oct. 19, 2022	Aug. 19, 2023	Oct. 18, 2023	Radiation (03CH04-SZ)
HF Amplifier	MITEQ	TTA1840-35-HG	1871923	18GHz~40GHz	Jul. 07, 2023	Aug. 19, 2023	Jul. 06, 2024	Radiation (03CH04-SZ)
Amplifier	Agilent Technologies	83017A	MY57280136	500MHz~26.5GHz	Sep. 30, 2022	Aug. 19, 2023	Sep. 29, 2023	Radiation (03CH04-SZ)
AC Power Source	APC	AFV-S-600B	F119050019	N/A	Nov. 10, 2022	Aug. 19, 2023	Nov. 10, 2023	Radiation (03CH04-SZ)
Turn Table	EM	EM1000	N/A	0~360 degree	NCR	Aug. 19, 2023	NCR	Radiation (03CH04-SZ)
Antenna Mast	EM	EM1000	N/A	1 m~4 m	NCR	Aug. 19, 2023	NCR	Radiation (03CH04-SZ)
EMI Receiver	R&S	ESR7	101630	9kHz~7GHz;	Jul. 06, 2023	Aug. 08, 2023	Jul. 05, 2024	Conduction (CO01-SZ)
AC LISN	R&S	ENV216	100063	9kHz~30MHz	Sep. 15, 2022	Aug. 08, 2023	Sep. 14, 2023	Conduction (CO01-SZ)
AC LISN (for auxiliary equipment)	EMCO	3816/2SH	00103892	9kHz~30MHz	Oct. 17, 2022	Aug. 08, 2023	Oct. 16, 2023	Conduction (CO01-SZ)
AC Power Source	Chroma	61602	616020000891	100Vac~250Vac	Jul. 07, 2023	Aug. 08, 2023	Jul. 06, 2024	Conduction (CO01-SZ)

NCR: No Calibration Required.



5 Measurement Uncertainty

The measurement uncertainties shown below were calculated in accordance with the requirements of ANSI 63.10-2013. All the measurement uncertainty value were shown with a coverage K=2 to indicate 95% level of confidence. The measurement data show herein meets or exceeds the CISPR measurement uncertainty values specified in CISPR 16-4-2 and can be compared directly to specified limit to determine compliance.

Uncertainty of Conducted Measurement

Test Item	Uncertainty
Conducted Power	±1.34 dB
Conducted Emissions	±1.34 dB
Occupied Channel Bandwidth	±0.13 %

Uncertainty of Conducted Emission Measurement (150 kHz ~ 30 MHz)

Measuring Uncertainty for a Level of Confidence of 95% (U = 2Uc(y))	2.7dB
---	-------

Uncertainty of Radiated Emission Measurement (30 MHz ~ 1000 MHz)

Measuring Uncertainty for a Level of Confidence of 95% (U = 2Uc(y))	5.1dB
---	-------

Uncertainty of Radiated Emission Measurement (1000 MHz ~ 18000 MHz)

Measuring Uncertainty for a Level of Confidence of 95% (U = 2Uc(y))	4.8dB
---	-------

Uncertainty of Radiated Emission Measurement (18000 MHz ~ 40000 MHz)

Measuring Uncertainty for a Level of Confidence of 95% (U = 2Uc(y))	5.1dB
---	-------

----- THE END -----



Appendix A. Conducted Test Results

Appendix A. Test Result of Conducted Test Items

Test Engineer:	Chen Ran	Temperature:	21~25	°C
Test Date:	2023/8/10	Relative Humidity:	51~54	%

TEST RESULTS DATA
6dB and 99% Occupied Bandwidth

Mod.	Data Rate	NTX	CH.	Freq. (MHz)	99% Occupied BW (MHz)	6dB BW (MHz)	6dB BW Limit (MHz)	Pass/Fail
BLE	1Mbps	1	0	2402	1.053	0.718	0.50	Pass
BLE	1Mbps	1	19	2440	1.049	0.718	0.50	Pass
BLE	1Mbps	1	39	2480	1.045	0.718	0.50	Pass

TEST RESULTS DATA
Peak Power Table

Mod.	Data Rate	NTX	CH.	Freq. (MHz)	Peak Conducted Power (dBm)	Conducted Power Limit (dBm)	DG (dBi)	EIRP Power (dBm)	EIRP Power Limit (dBm)	Pass /Fail
BLE	1Mbps	1	0	2402	6.92	30.00	-3.30	3.62	36.00	Pass
BLE	1Mbps	1	19	2440	7.46	30.00	-3.30	4.16	36.00	Pass
BLE	1Mbps	1	39	2480	6.67	30.00	-3.30	3.37	36.00	Pass

TEST RESULTS DATA
Peak Power Density

Mod.	Data Rate	NTX	CH.	Freq. (MHz)	Peak PSD (dBm /100kHz)	Peak PSD (dBm /3kHz)	DG (dBi)	Peak PSD Limit (dBm /3kHz)	Pass/Fail
BLE	1Mbps	1	0	2402	5.43	-8.91	-3.30	8.00	Pass
BLE	1Mbps	1	19	2440	6.11	-8.17	-3.30	8.00	Pass
BLE	1Mbps	1	39	2480	5.64	-8.64	-3.30	8.00	Pass

Note: PSD (dBm / 100kHz) is a reference level used for Conducted Band Edges and Conducted Spurious Emission 20dBc limit.

Appendix A. Test Result of Conducted Test Items

Test Engineer:	Chen Ran	Temperature:	21~25	°C
Test Date:	2023/8/10	Relative Humidity:	51~54	%

TEST RESULTS DATA
6dB and 99% Occupied Bandwidth

Mod.	Data Rate	NTX	CH.	Freq. (MHz)	99% Occupied BW (MHz)	6dB BW (MHz)	6dB BW Limit (MHz)	Pass/Fail
BLE	2Mbps	1	1	2404	2.082	1.244	0.50	Pass
BLE	2Mbps	1	19	2440	2.074	1.244	0.50	Pass
BLE	2Mbps	1	38	2478	2.070	1.196	0.50	Pass

TEST RESULTS DATA
Peak Power Table

Mod.	Data Rate	NTX	CH.	Freq. (MHz)	Peak Conducted Power (dBm)	Conducted Power Limit (dBm)	DG (dBi)	EIRP Power (dBm)	EIRP Power Limit (dBm)	Pass /Fail
BLE5.0	2Mbps	1	1	2404	6.98	30.00	-3.30	3.68	36.00	Pass
BLE5.0	2Mbps	1	19	2440	7.54	30.00	-3.30	4.24	36.00	Pass
BLE5.0	2Mbps	1	38	2478	6.71	30.00	-3.30	3.41	36.00	Pass

TEST RESULTS DATA
Peak Power Density

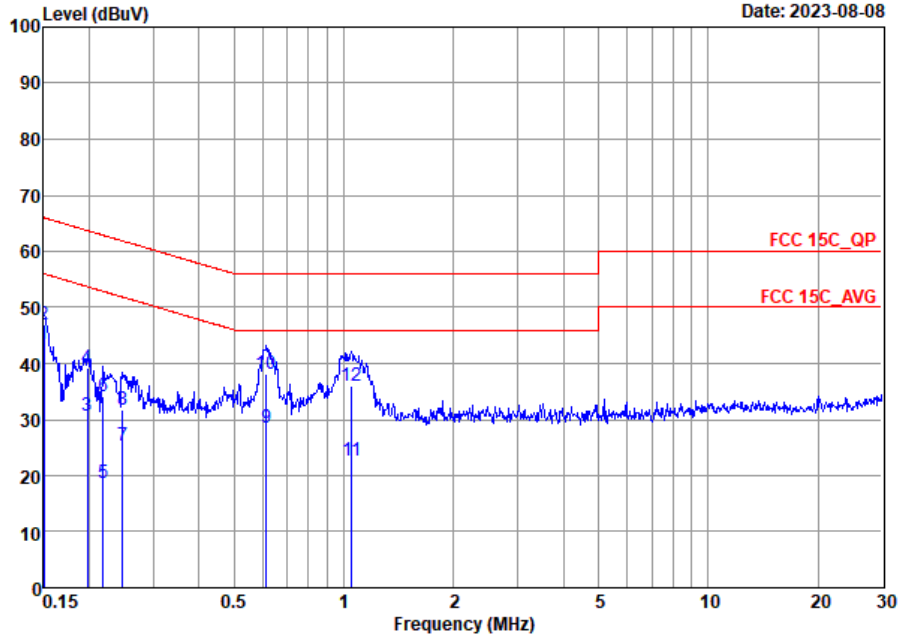
Mod.	Data Rate	NTX	CH.	Freq. (MHz)	Peak PSD (dBm /100kHz)	Peak PSD (dBm /3kHz)	DG (dBi)	Peak PSD Limit (dBm /3kHz)	Pass/Fail
BLE	2Mbps	1	1	2404	5.38	-10.82	-3.30	8.00	Pass
BLE	2Mbps	1	19	2440	5.83	-10.34	-3.30	8.00	Pass
BLE	2Mbps	1	38	2478	5.47	-10.59	-3.30	8.00	Pass

Note: PSD (dBm/ 100kHz) is a reference level used for Conducted Band Edges and Conducted Spurious Emission 20dBc limit.



Appendix B. AC Conducted Emission Test Results

Test Engineer :	Lily Qiu	Temperature :	22~24°C
		Relative Humidity :	44~50%
Test Voltage :	120Vac / 60Hz	Phase :	Line
Remark :	All emissions not reported here are more than 10 dB below the prescribed limit.		

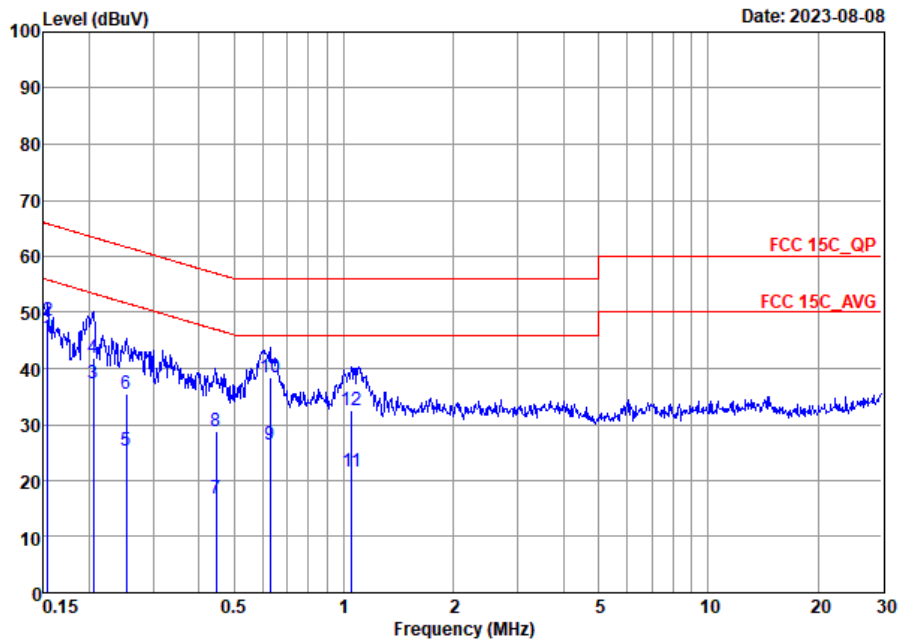


Site : C001-SZ
 Condition: FCC 15C QP LISN 20230420 L LINE

	Freq	Level	Over Limit	Limit Line	Read Level	LISN Factor	Cable Loss	Remark
	MHz	dBuV	dB	dBuV	dBuV	dB	dB	
1 *	0.15	43.40	-12.60	56.00	22.80	10.47	10.13	Average
2	0.15	46.90	-19.10	66.00	26.30	10.47	10.13	QP
3	0.20	30.76	-22.95	53.71	10.20	10.41	10.15	Average
4	0.20	39.26	-24.45	63.71	18.70	10.41	10.15	QP
5	0.22	18.75	-34.13	52.88	-1.80	10.40	10.15	Average
6	0.22	34.25	-28.63	62.88	13.70	10.40	10.15	QP
7	0.25	25.43	-26.43	51.86	4.90	10.38	10.15	Average
8	0.25	31.63	-30.23	61.86	11.10	10.38	10.15	QP
9	0.61	28.53	-17.47	46.00	8.10	10.27	10.16	Average
10	0.61	38.23	-17.77	56.00	17.80	10.27	10.16	QP
11	1.05	22.70	-23.30	46.00	2.30	10.24	10.16	Average
12	1.05	35.90	-20.10	56.00	15.50	10.24	10.16	QP



Test Engineer :	Lily Qiu	Temperature :	22~24°C
		Relative Humidity :	44~50%
Test Voltage :	120Vac / 60Hz	Phase :	Neutral
Remark :	All emissions not reported here are more than 10 dB below the prescribed limit.		



Site : CO01-SZ
 Condition: FCC 15C_QP LISN_20230420_N NEUTRAL

	Freq	Level	Over Limit	Limit Line	Read Level	LISN Factor	Cable Loss	Remark
	MHz	dBuV	dB	dBuV	dBuV	dB	dB	
1 *	0.15	45.69	-10.09	55.78	25.11	10.45	10.13	Average
2	0.15	48.59	-17.19	65.78	28.01	10.45	10.13	QP
3	0.21	37.30	-16.10	53.40	16.80	10.35	10.15	Average
4	0.21	41.80	-21.60	63.40	21.30	10.35	10.15	QP
5	0.25	25.37	-26.27	51.64	4.90	10.32	10.15	Average
6	0.25	35.47	-26.17	61.64	15.00	10.32	10.15	QP
7	0.45	16.89	-30.04	46.93	-3.50	10.23	10.16	Average
8	0.45	28.89	-28.04	56.93	8.50	10.23	10.16	QP
9	0.63	26.50	-19.50	46.00	6.10	10.24	10.16	Average
10	0.63	38.50	-17.50	56.00	18.10	10.24	10.16	QP
11	1.05	21.52	-24.48	46.00	1.11	10.25	10.16	Average
12	1.05	32.42	-23.58	56.00	12.01	10.25	10.16	QP

Note:

- Level(dBμV) = Read Level(dBμV) + LISN Factor(dB) + Cable Loss(dB)
- Over Limit(dB) = Level(dBμV) – Limit Line(dBμV)



Appendix C. Radiated Spurious Emission

Test Engineer :	Wenbo Xiao	Relative Humidity :	50%
		Temperature :	20~22 °C

Radiated Spurious Emission Test Modes

Mode	Band (MHz)	Antenna	Modulation	Channel	Frequency	Data Rate	Remark
Mode 1	2400-2483.5	9	Bluetooth-LE	00	2402	1Mbps	-
Mode 2	2400-2483.5	9	Bluetooth-LE	19	2440	1Mbps	-
Mode 3	2400-2483.5	9	Bluetooth-LE	39	2480	1Mbps	-
Mode 4	2400-2483.5	9	Bluetooth-LE	01	2404	2Mbps	-
Mode 5	2400-2483.5	9	Bluetooth-LE	19	2440	2Mbps	-
Mode 6	2400-2483.5	9	Bluetooth-LE	38	2478	2Mbps	-
Mode 7	2400-2483.5	9	Bluetooth-LE	38	2478	2Mbps	-



Summary of each worse mode

Mode	Modulation	Ch.	Freq. (MHz)	Level (dBuV/m)	Limit (dBuV/m)	Margin (dB)	Pol.	Peak Avg.	Result	Remark
1	Bluetooth-LE	00	2383.32	37.04	54.00	-16.96	H	AVERAGE	Pass	Band Edge
	Bluetooth-LE	00	4804.00	46.16	74.00	-27.84	V	Peak	Pass	Harmonic
2	Bluetooth-LE	19	-	-	-	-	-	-	-	Band Edge
	Bluetooth-LE	19	4880.00	45.45	74.00	-28.55	H	Peak	Pass	Harmonic
3	Bluetooth-LE	39	2483.90	37.94	54.00	-16.06	H	AVERAGE	Pass	Band Edge
	Bluetooth-LE	39	7440.00	45.30	74.00	-28.70	H	Peak	Pass	Harmonic
4	Bluetooth-LE	01	2385.95	38.27	54.00	-15.73	V	AVERAGE	Pass	Band Edge
	Bluetooth-LE	01	4808.00	47.12	74.00	-26.88	V	Peak	Pass	Harmonic
5	Bluetooth-LE	19	-	-	-	-	-	-	-	Band Edge
	Bluetooth-LE	19	4880.00	46.63	74.00	-27.37	H	Peak	Pass	Harmonic
6	Bluetooth-LE	38	2483.94	39.84	54.00	-14.16	H	AVERAGE	Pass	Band Edge
	Bluetooth-LE	38	7434.00	44.76	74.00	-29.24	H	Peak	Pass	Harmonic
7	Bluetooth-LE	38	30.00	26.55	40.00	-13.45	V	Peak	PASS	LF



Mode	1																																																																									
	Band Edge																																																																									
	2400-2483.5_Bluetooth-LE_CH00_2402MHz																																																																									
ANT	9																																																																									
Pol.	Horizontal	Fundamental																																																																								
Peak	<p style="text-align: right;">Date: 2023-08-17</p> <table border="1"> <thead> <tr> <th>Limit</th> <th>Read</th> <th>Ant</th> <th>Cable</th> <th>Preamp</th> <th>APos</th> <th>TPos</th> <th>Remark</th> </tr> <tr> <th>Freq</th> <th>Level</th> <th>Line</th> <th>Margin</th> <th>Level</th> <th>Factor</th> <th>Loss</th> <th>Factor</th> </tr> <tr> <th>MHz</th> <th>dBuV/m</th> <th>dBuV/m</th> <th>dB</th> <th>dBuV</th> <th>dB/m</th> <th>dB</th> <th>dB</th> </tr> </thead> <tbody> <tr> <td>1</td> <td>2385.07</td> <td>46.77</td> <td>74.00</td> <td>-27.23</td> <td>42.00</td> <td>33.30</td> <td>5.35</td> <td>33.88</td> <td>400</td> <td>145</td> <td>PEAK</td> </tr> </tbody> </table>	Limit	Read	Ant	Cable	Preamp	APos	TPos	Remark	Freq	Level	Line	Margin	Level	Factor	Loss	Factor	MHz	dBuV/m	dBuV/m	dB	dBuV	dB/m	dB	dB	1	2385.07	46.77	74.00	-27.23	42.00	33.30	5.35	33.88	400	145	PEAK	<p style="text-align: right;">Date: 2023-08-17</p> <table border="1"> <thead> <tr> <th>Limit</th> <th>Read</th> <th>Ant</th> <th>Cable</th> <th>Preamp</th> <th>APos</th> <th>TPos</th> <th>Remark</th> </tr> <tr> <th>Freq</th> <th>Level</th> <th>Line</th> <th>Margin</th> <th>Level</th> <th>Factor</th> <th>Loss</th> <th>Factor</th> </tr> <tr> <th>MHz</th> <th>dBuV/m</th> <th>dBuV/m</th> <th>dB</th> <th>dBuV</th> <th>dB/m</th> <th>dB</th> <th>dB</th> </tr> </thead> <tbody> <tr> <td>1</td> <td>2402.00</td> <td>100.13</td> <td>-----</td> <td>-----</td> <td>95.29</td> <td>33.35</td> <td>5.37</td> <td>33.88</td> <td>400</td> <td>145</td> <td>PEAK</td> </tr> </tbody> </table>	Limit	Read	Ant	Cable	Preamp	APos	TPos	Remark	Freq	Level	Line	Margin	Level	Factor	Loss	Factor	MHz	dBuV/m	dBuV/m	dB	dBuV	dB/m	dB	dB	1	2402.00	100.13	-----	-----	95.29	33.35	5.37	33.88	400	145	PEAK
	Limit	Read	Ant	Cable	Preamp	APos	TPos	Remark																																																																		
Freq	Level	Line	Margin	Level	Factor	Loss	Factor																																																																			
MHz	dBuV/m	dBuV/m	dB	dBuV	dB/m	dB	dB																																																																			
1	2385.07	46.77	74.00	-27.23	42.00	33.30	5.35	33.88	400	145	PEAK																																																															
Limit	Read	Ant	Cable	Preamp	APos	TPos	Remark																																																																			
Freq	Level	Line	Margin	Level	Factor	Loss	Factor																																																																			
MHz	dBuV/m	dBuV/m	dB	dBuV	dB/m	dB	dB																																																																			
1	2402.00	100.13	-----	-----	95.29	33.35	5.37	33.88	400	145	PEAK																																																															
Avg	<p style="text-align: right;">Date: 2023-08-17</p> <table border="1"> <thead> <tr> <th>Limit</th> <th>Read</th> <th>Ant</th> <th>Cable</th> <th>Preamp</th> <th>APos</th> <th>TPos</th> <th>Remark</th> </tr> <tr> <th>Freq</th> <th>Level</th> <th>Line</th> <th>Margin</th> <th>Level</th> <th>Factor</th> <th>Loss</th> <th>Factor</th> </tr> <tr> <th>MHz</th> <th>dBuV/m</th> <th>dBuV/m</th> <th>dB</th> <th>dBuV</th> <th>dB/m</th> <th>dB</th> <th>dB</th> </tr> </thead> <tbody> <tr> <td>1</td> <td>2383.32</td> <td>37.04</td> <td>54.00</td> <td>-16.96</td> <td>32.27</td> <td>33.30</td> <td>5.35</td> <td>33.88</td> <td>400</td> <td>145</td> <td>AVERAGE</td> </tr> </tbody> </table>	Limit	Read	Ant	Cable	Preamp	APos	TPos	Remark	Freq	Level	Line	Margin	Level	Factor	Loss	Factor	MHz	dBuV/m	dBuV/m	dB	dBuV	dB/m	dB	dB	1	2383.32	37.04	54.00	-16.96	32.27	33.30	5.35	33.88	400	145	AVERAGE	<p style="text-align: right;">Date: 2023-08-17</p> <table border="1"> <thead> <tr> <th>Limit</th> <th>Read</th> <th>Ant</th> <th>Cable</th> <th>Preamp</th> <th>APos</th> <th>TPos</th> <th>Remark</th> </tr> <tr> <th>Freq</th> <th>Level</th> <th>Line</th> <th>Margin</th> <th>Level</th> <th>Factor</th> <th>Loss</th> <th>Factor</th> </tr> <tr> <th>MHz</th> <th>dBuV/m</th> <th>dBuV/m</th> <th>dB</th> <th>dBuV</th> <th>dB/m</th> <th>dB</th> <th>dB</th> </tr> </thead> <tbody> <tr> <td>1</td> <td>2402.00</td> <td>99.10</td> <td>-----</td> <td>-----</td> <td>94.26</td> <td>33.35</td> <td>5.37</td> <td>33.88</td> <td>400</td> <td>145</td> <td>AVERAGE</td> </tr> </tbody> </table>	Limit	Read	Ant	Cable	Preamp	APos	TPos	Remark	Freq	Level	Line	Margin	Level	Factor	Loss	Factor	MHz	dBuV/m	dBuV/m	dB	dBuV	dB/m	dB	dB	1	2402.00	99.10	-----	-----	94.26	33.35	5.37	33.88	400	145	AVERAGE
Limit	Read	Ant	Cable	Preamp	APos	TPos	Remark																																																																			
Freq	Level	Line	Margin	Level	Factor	Loss	Factor																																																																			
MHz	dBuV/m	dBuV/m	dB	dBuV	dB/m	dB	dB																																																																			
1	2383.32	37.04	54.00	-16.96	32.27	33.30	5.35	33.88	400	145	AVERAGE																																																															
Limit	Read	Ant	Cable	Preamp	APos	TPos	Remark																																																																			
Freq	Level	Line	Margin	Level	Factor	Loss	Factor																																																																			
MHz	dBuV/m	dBuV/m	dB	dBuV	dB/m	dB	dB																																																																			
1	2402.00	99.10	-----	-----	94.26	33.35	5.37	33.88	400	145	AVERAGE																																																															



Mode	1																																																																									
	Band Edge																																																																									
	2400-2483.5_Bluetooth-LE_CH00_2402MHz																																																																									
ANT	9																																																																									
Pol.	Vertical	Fundamental																																																																								
Peak	<table border="1"> <thead> <tr> <th>Limit</th> <th>Read</th> <th>Ant</th> <th>Cable</th> <th>Preamp</th> <th>APos</th> <th>TPos</th> <th>Remark</th> </tr> <tr> <th>Freq</th> <th>Level</th> <th>Line</th> <th>Margin</th> <th>Level</th> <th>Factor</th> <th>Loss</th> <th>Factor</th> </tr> <tr> <th>MHz</th> <th>dBuV/m</th> <th>dBuV/m</th> <th>dB</th> <th>dBuV</th> <th>dB/m</th> <th>dB</th> <th>cm</th> </tr> </thead> <tbody> <tr> <td>1</td> <td>2344.22</td> <td>46.41</td> <td>74.00</td> <td>-27.59</td> <td>41.77</td> <td>33.19</td> <td>5.32</td> <td>33.87</td> <td>299</td> <td>90</td> <td>PEAK</td> </tr> </tbody> </table>	Limit	Read	Ant	Cable	Preamp	APos	TPos	Remark	Freq	Level	Line	Margin	Level	Factor	Loss	Factor	MHz	dBuV/m	dBuV/m	dB	dBuV	dB/m	dB	cm	1	2344.22	46.41	74.00	-27.59	41.77	33.19	5.32	33.87	299	90	PEAK	<table border="1"> <thead> <tr> <th>Limit</th> <th>Read</th> <th>Ant</th> <th>Cable</th> <th>Preamp</th> <th>APos</th> <th>TPos</th> <th>Remark</th> </tr> <tr> <th>Freq</th> <th>Level</th> <th>Line</th> <th>Margin</th> <th>Level</th> <th>Factor</th> <th>Loss</th> <th>Factor</th> </tr> <tr> <th>MHz</th> <th>dBuV/m</th> <th>dBuV/m</th> <th>dB</th> <th>dBuV</th> <th>dB/m</th> <th>dB</th> <th>cm</th> </tr> </thead> <tbody> <tr> <td>1</td> <td>2402.00</td> <td>98.82</td> <td>-----</td> <td>-----</td> <td>93.98</td> <td>33.35</td> <td>5.37</td> <td>33.88</td> <td>299</td> <td>90</td> <td>PEAK</td> </tr> </tbody> </table>	Limit	Read	Ant	Cable	Preamp	APos	TPos	Remark	Freq	Level	Line	Margin	Level	Factor	Loss	Factor	MHz	dBuV/m	dBuV/m	dB	dBuV	dB/m	dB	cm	1	2402.00	98.82	-----	-----	93.98	33.35	5.37	33.88	299	90	PEAK
	Limit	Read	Ant	Cable	Preamp	APos	TPos	Remark																																																																		
Freq	Level	Line	Margin	Level	Factor	Loss	Factor																																																																			
MHz	dBuV/m	dBuV/m	dB	dBuV	dB/m	dB	cm																																																																			
1	2344.22	46.41	74.00	-27.59	41.77	33.19	5.32	33.87	299	90	PEAK																																																															
Limit	Read	Ant	Cable	Preamp	APos	TPos	Remark																																																																			
Freq	Level	Line	Margin	Level	Factor	Loss	Factor																																																																			
MHz	dBuV/m	dBuV/m	dB	dBuV	dB/m	dB	cm																																																																			
1	2402.00	98.82	-----	-----	93.98	33.35	5.37	33.88	299	90	PEAK																																																															
Avg	<table border="1"> <thead> <tr> <th>Limit</th> <th>Read</th> <th>Ant</th> <th>Cable</th> <th>Preamp</th> <th>APos</th> <th>TPos</th> <th>Remark</th> </tr> <tr> <th>Freq</th> <th>Level</th> <th>Line</th> <th>Margin</th> <th>Level</th> <th>Factor</th> <th>Loss</th> <th>Factor</th> </tr> <tr> <th>MHz</th> <th>dBuV/m</th> <th>dBuV/m</th> <th>dB</th> <th>dBuV</th> <th>dB/m</th> <th>dB</th> <th>cm</th> </tr> </thead> <tbody> <tr> <td>1</td> <td>2364.83</td> <td>36.63</td> <td>54.00</td> <td>-17.37</td> <td>31.91</td> <td>33.25</td> <td>5.34</td> <td>33.87</td> <td>299</td> <td>90</td> <td>AVERAGE</td> </tr> </tbody> </table>	Limit	Read	Ant	Cable	Preamp	APos	TPos	Remark	Freq	Level	Line	Margin	Level	Factor	Loss	Factor	MHz	dBuV/m	dBuV/m	dB	dBuV	dB/m	dB	cm	1	2364.83	36.63	54.00	-17.37	31.91	33.25	5.34	33.87	299	90	AVERAGE	<table border="1"> <thead> <tr> <th>Limit</th> <th>Read</th> <th>Ant</th> <th>Cable</th> <th>Preamp</th> <th>APos</th> <th>TPos</th> <th>Remark</th> </tr> <tr> <th>Freq</th> <th>Level</th> <th>Line</th> <th>Margin</th> <th>Level</th> <th>Factor</th> <th>Loss</th> <th>Factor</th> </tr> <tr> <th>MHz</th> <th>dBuV/m</th> <th>dBuV/m</th> <th>dB</th> <th>dBuV</th> <th>dB/m</th> <th>dB</th> <th>cm</th> </tr> </thead> <tbody> <tr> <td>1</td> <td>2402.00</td> <td>97.76</td> <td>-----</td> <td>-----</td> <td>92.92</td> <td>33.35</td> <td>5.37</td> <td>33.88</td> <td>299</td> <td>90</td> <td>AVERAGE</td> </tr> </tbody> </table>	Limit	Read	Ant	Cable	Preamp	APos	TPos	Remark	Freq	Level	Line	Margin	Level	Factor	Loss	Factor	MHz	dBuV/m	dBuV/m	dB	dBuV	dB/m	dB	cm	1	2402.00	97.76	-----	-----	92.92	33.35	5.37	33.88	299	90	AVERAGE
Limit	Read	Ant	Cable	Preamp	APos	TPos	Remark																																																																			
Freq	Level	Line	Margin	Level	Factor	Loss	Factor																																																																			
MHz	dBuV/m	dBuV/m	dB	dBuV	dB/m	dB	cm																																																																			
1	2364.83	36.63	54.00	-17.37	31.91	33.25	5.34	33.87	299	90	AVERAGE																																																															
Limit	Read	Ant	Cable	Preamp	APos	TPos	Remark																																																																			
Freq	Level	Line	Margin	Level	Factor	Loss	Factor																																																																			
MHz	dBuV/m	dBuV/m	dB	dBuV	dB/m	dB	cm																																																																			
1	2402.00	97.76	-----	-----	92.92	33.35	5.37	33.88	299	90	AVERAGE																																																															

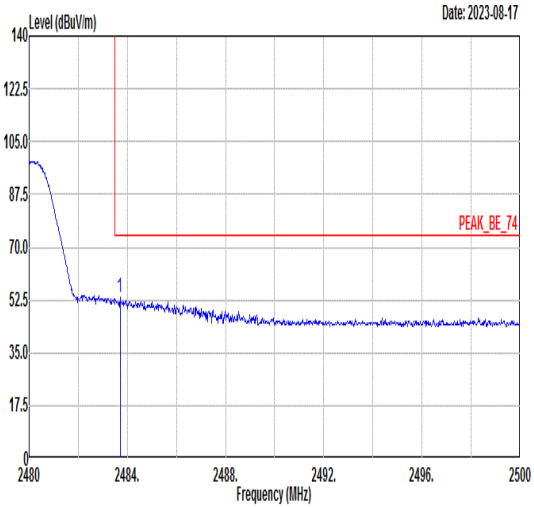
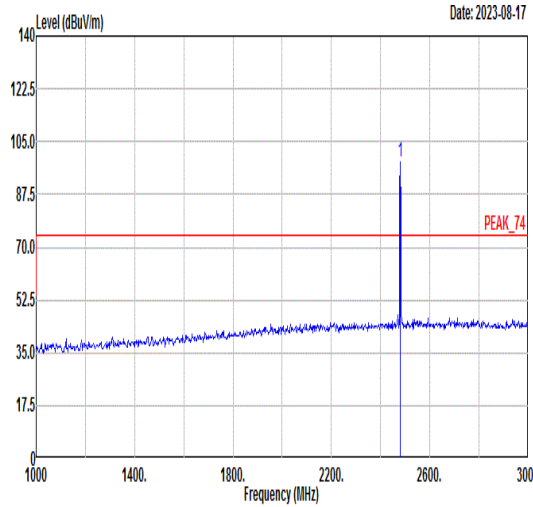
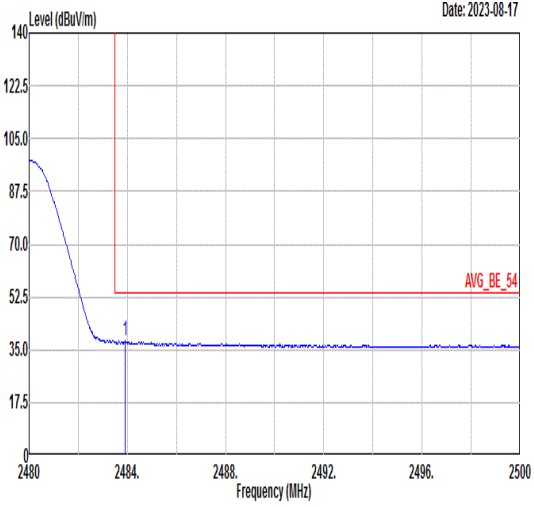
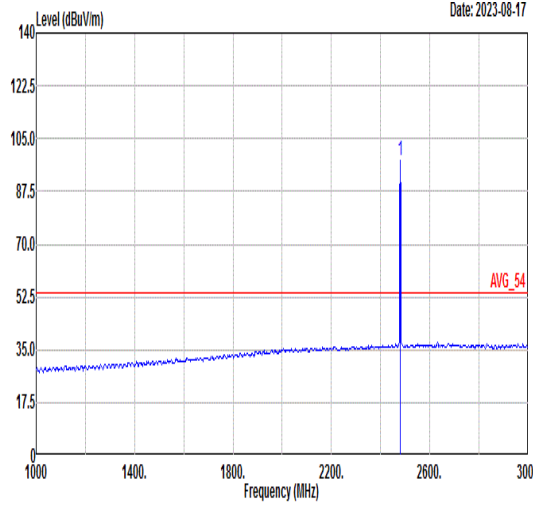


Mode	1																																																																								
	Harmonic																																																																								
	2400-2483.5_Bluetooth-LE_CH00_2402MHz																																																																								
ANT	9																																																																								
Pol.	Horizontal	Vertical																																																																							
Peak Avg	<p style="text-align: right;">Date: 2023-08-17</p>	<p style="text-align: right;">Date: 2023-08-17</p>																																																																							
	<table border="1"> <thead> <tr> <th>Limit</th> <th>Read</th> <th>Ant</th> <th>Cable</th> <th>Preamp</th> <th>APos</th> <th>TPos</th> <th></th> </tr> <tr> <th>Freq</th> <th>Level</th> <th>Line</th> <th>Margin</th> <th>Level</th> <th>Factor</th> <th>Loss</th> <th>Factor</th> </tr> <tr> <th>MHz</th> <th>dBuV/m</th> <th>dBuV/m</th> <th>dB</th> <th>dBuV</th> <th>dB/m</th> <th>dB</th> <th>dB</th> </tr> </thead> <tbody> <tr> <td>1</td> <td>4804.00</td> <td>45.90</td> <td>74.00</td> <td>-28.10</td> <td>52.46</td> <td>36.08</td> <td>8.94</td> <td>51.58</td> <td>---</td> <td>---</td> <td>Peak</td> </tr> </tbody> </table>	Limit	Read	Ant	Cable	Preamp	APos	TPos		Freq	Level	Line	Margin	Level	Factor	Loss	Factor	MHz	dBuV/m	dBuV/m	dB	dBuV	dB/m	dB	dB	1	4804.00	45.90	74.00	-28.10	52.46	36.08	8.94	51.58	---	---	Peak	<table border="1"> <thead> <tr> <th>Limit</th> <th>Read</th> <th>Ant</th> <th>Cable</th> <th>Preamp</th> <th>APos</th> <th>TPos</th> <th></th> </tr> <tr> <th>Freq</th> <th>Level</th> <th>Line</th> <th>Margin</th> <th>Level</th> <th>Factor</th> <th>Loss</th> <th>Factor</th> </tr> <tr> <th>MHz</th> <th>dBuV/m</th> <th>dBuV/m</th> <th>dB</th> <th>dBuV</th> <th>dB/m</th> <th>dB</th> <th>dB</th> </tr> </thead> <tbody> <tr> <td>1</td> <td>4804.00</td> <td>46.16</td> <td>74.00</td> <td>-27.84</td> <td>52.72</td> <td>36.08</td> <td>8.94</td> <td>51.58</td> <td>---</td> <td>---</td> <td>Peak</td> </tr> </tbody> </table>	Limit	Read	Ant	Cable	Preamp	APos	TPos		Freq	Level	Line	Margin	Level	Factor	Loss	Factor	MHz	dBuV/m	dBuV/m	dB	dBuV	dB/m	dB	dB	1	4804.00	46.16	74.00	-27.84	52.72	36.08	8.94	51.58	---	---
Limit	Read	Ant	Cable	Preamp	APos	TPos																																																																			
Freq	Level	Line	Margin	Level	Factor	Loss	Factor																																																																		
MHz	dBuV/m	dBuV/m	dB	dBuV	dB/m	dB	dB																																																																		
1	4804.00	45.90	74.00	-28.10	52.46	36.08	8.94	51.58	---	---	Peak																																																														
Limit	Read	Ant	Cable	Preamp	APos	TPos																																																																			
Freq	Level	Line	Margin	Level	Factor	Loss	Factor																																																																		
MHz	dBuV/m	dBuV/m	dB	dBuV	dB/m	dB	dB																																																																		
1	4804.00	46.16	74.00	-27.84	52.72	36.08	8.94	51.58	---	---	Peak																																																														



Mode	2																																																																																																								
	Harmonic																																																																																																								
	2400-2483.5_Bluetooth-LE_CH19_2440MHz																																																																																																								
ANT	9																																																																																																								
Pol.	Horizontal	Vertical																																																																																																							
Peak Avg																																																																																																									
	<table border="1"> <thead> <tr> <th></th> <th>Limit</th> <th>Read</th> <th>Ant</th> <th>Cable</th> <th>Preamp</th> <th>APos</th> <th>TPos</th> <th></th> </tr> <tr> <th>Freq</th> <th>Level</th> <th>Line</th> <th>Margin</th> <th>Level</th> <th>Factor</th> <th>Loss</th> <th>Factor</th> <th>Remark</th> </tr> <tr> <th>MHz</th> <th>dBuV/m</th> <th>dBuV/m</th> <th>dB</th> <th>dBuV</th> <th>dB/m</th> <th>dB</th> <th>dB</th> <th>cm</th> <th>deg</th> </tr> </thead> <tbody> <tr> <td>1</td> <td>4880.00</td> <td>45.45</td> <td>74.00</td> <td>-28.55</td> <td>52.16</td> <td>36.13</td> <td>8.71</td> <td>51.55</td> <td>---</td> <td>---</td> <td>Peak</td> </tr> <tr> <td>2</td> <td>7320.00</td> <td>43.75</td> <td>74.00</td> <td>-30.25</td> <td>48.53</td> <td>36.20</td> <td>10.18</td> <td>51.16</td> <td>---</td> <td>---</td> <td>Peak</td> </tr> </tbody> </table>		Limit	Read	Ant	Cable	Preamp	APos	TPos		Freq	Level	Line	Margin	Level	Factor	Loss	Factor	Remark	MHz	dBuV/m	dBuV/m	dB	dBuV	dB/m	dB	dB	cm	deg	1	4880.00	45.45	74.00	-28.55	52.16	36.13	8.71	51.55	---	---	Peak	2	7320.00	43.75	74.00	-30.25	48.53	36.20	10.18	51.16	---	---	Peak	<table border="1"> <thead> <tr> <th></th> <th>Limit</th> <th>Read</th> <th>Ant</th> <th>Cable</th> <th>Preamp</th> <th>APos</th> <th>TPos</th> <th></th> </tr> <tr> <th>Freq</th> <th>Level</th> <th>Line</th> <th>Margin</th> <th>Level</th> <th>Factor</th> <th>Loss</th> <th>Factor</th> <th>Remark</th> </tr> <tr> <th>MHz</th> <th>dBuV/m</th> <th>dBuV/m</th> <th>dB</th> <th>dBuV</th> <th>dB/m</th> <th>dB</th> <th>dB</th> <th>cm</th> <th>deg</th> </tr> </thead> <tbody> <tr> <td>1</td> <td>4880.00</td> <td>45.34</td> <td>74.00</td> <td>-28.66</td> <td>52.05</td> <td>36.13</td> <td>8.71</td> <td>51.55</td> <td>---</td> <td>---</td> <td>Peak</td> </tr> <tr> <td>2</td> <td>7320.00</td> <td>44.13</td> <td>74.00</td> <td>-29.87</td> <td>48.91</td> <td>36.20</td> <td>10.18</td> <td>51.16</td> <td>---</td> <td>---</td> <td>Peak</td> </tr> </tbody> </table>		Limit	Read	Ant	Cable	Preamp	APos	TPos		Freq	Level	Line	Margin	Level	Factor	Loss	Factor	Remark	MHz	dBuV/m	dBuV/m	dB	dBuV	dB/m	dB	dB	cm	deg	1	4880.00	45.34	74.00	-28.66	52.05	36.13	8.71	51.55	---	---	Peak	2	7320.00	44.13	74.00	-29.87	48.91	36.20	10.18	51.16	---	---
	Limit	Read	Ant	Cable	Preamp	APos	TPos																																																																																																		
Freq	Level	Line	Margin	Level	Factor	Loss	Factor	Remark																																																																																																	
MHz	dBuV/m	dBuV/m	dB	dBuV	dB/m	dB	dB	cm	deg																																																																																																
1	4880.00	45.45	74.00	-28.55	52.16	36.13	8.71	51.55	---	---	Peak																																																																																														
2	7320.00	43.75	74.00	-30.25	48.53	36.20	10.18	51.16	---	---	Peak																																																																																														
	Limit	Read	Ant	Cable	Preamp	APos	TPos																																																																																																		
Freq	Level	Line	Margin	Level	Factor	Loss	Factor	Remark																																																																																																	
MHz	dBuV/m	dBuV/m	dB	dBuV	dB/m	dB	dB	cm	deg																																																																																																
1	4880.00	45.34	74.00	-28.66	52.05	36.13	8.71	51.55	---	---	Peak																																																																																														
2	7320.00	44.13	74.00	-29.87	48.91	36.20	10.18	51.16	---	---	Peak																																																																																														



		3																																																																										
Mode	Band Edge																																																																											
	2400-2483.5_Bluetooth-LE_CH39_2480MHz																																																																											
ANT	9																																																																											
Pol.	Horizontal	Fundamental																																																																										
Peak	 <p>Date: 2023-08-17</p> <table border="1"> <thead> <tr> <th>Limit</th> <th>Read</th> <th>Ant</th> <th>Cable</th> <th>Preamp</th> <th>APos</th> <th>TPos</th> <th>Remark</th> </tr> <tr> <th>Freq</th> <th>Level</th> <th>Line</th> <th>Margin</th> <th>Level</th> <th>Factor</th> <th>Loss Factor</th> <th></th> </tr> <tr> <th>MHz</th> <th>dBuV/m</th> <th>dBuV/m</th> <th>dB</th> <th>dBuV</th> <th>dB/m</th> <th>dB</th> <th>cm</th> <th>deg</th> </tr> </thead> <tbody> <tr> <td>1</td> <td>2483.70</td> <td>53.54</td> <td>74.00</td> <td>-20.46</td> <td>48.42</td> <td>33.56</td> <td>5.46</td> <td>33.90</td> <td>198</td> <td>28</td> <td>PEAK</td> </tr> </tbody> </table>	Limit	Read	Ant	Cable	Preamp	APos	TPos	Remark	Freq	Level	Line	Margin	Level	Factor	Loss Factor		MHz	dBuV/m	dBuV/m	dB	dBuV	dB/m	dB	cm	deg	1	2483.70	53.54	74.00	-20.46	48.42	33.56	5.46	33.90	198	28	PEAK	 <p>Date: 2023-08-17</p> <table border="1"> <thead> <tr> <th>Limit</th> <th>Read</th> <th>Ant</th> <th>Cable</th> <th>Preamp</th> <th>APos</th> <th>TPos</th> <th>Remark</th> </tr> <tr> <th>Freq</th> <th>Level</th> <th>Line</th> <th>Margin</th> <th>Level</th> <th>Factor</th> <th>Loss Factor</th> <th></th> </tr> <tr> <th>MHz</th> <th>dBuV/m</th> <th>dBuV/m</th> <th>dB</th> <th>dBuV</th> <th>dB/m</th> <th>dB</th> <th>cm</th> <th>deg</th> </tr> </thead> <tbody> <tr> <td>1</td> <td>2480.00</td> <td>98.24</td> <td>-----</td> <td>-----</td> <td>93.13</td> <td>33.55</td> <td>5.46</td> <td>33.90</td> <td>198</td> <td>28</td> <td>PEAK</td> </tr> </tbody> </table>	Limit	Read	Ant	Cable	Preamp	APos	TPos	Remark	Freq	Level	Line	Margin	Level	Factor	Loss Factor		MHz	dBuV/m	dBuV/m	dB	dBuV	dB/m	dB	cm	deg	1	2480.00	98.24	-----	-----	93.13	33.55	5.46	33.90	198	28	PEAK
	Limit	Read	Ant	Cable	Preamp	APos	TPos	Remark																																																																				
Freq	Level	Line	Margin	Level	Factor	Loss Factor																																																																						
MHz	dBuV/m	dBuV/m	dB	dBuV	dB/m	dB	cm	deg																																																																				
1	2483.70	53.54	74.00	-20.46	48.42	33.56	5.46	33.90	198	28	PEAK																																																																	
Limit	Read	Ant	Cable	Preamp	APos	TPos	Remark																																																																					
Freq	Level	Line	Margin	Level	Factor	Loss Factor																																																																						
MHz	dBuV/m	dBuV/m	dB	dBuV	dB/m	dB	cm	deg																																																																				
1	2480.00	98.24	-----	-----	93.13	33.55	5.46	33.90	198	28	PEAK																																																																	
Avg	 <p>Date: 2023-08-17</p> <table border="1"> <thead> <tr> <th>Limit</th> <th>Read</th> <th>Ant</th> <th>Cable</th> <th>Preamp</th> <th>APos</th> <th>TPos</th> <th>Remark</th> </tr> <tr> <th>Freq</th> <th>Level</th> <th>Line</th> <th>Margin</th> <th>Level</th> <th>Factor</th> <th>Loss Factor</th> <th></th> </tr> <tr> <th>MHz</th> <th>dBuV/m</th> <th>dBuV/m</th> <th>dB</th> <th>dBuV</th> <th>dB/m</th> <th>dB</th> <th>cm</th> <th>deg</th> </tr> </thead> <tbody> <tr> <td>1</td> <td>2483.90</td> <td>37.94</td> <td>54.00</td> <td>-16.06</td> <td>32.82</td> <td>33.56</td> <td>5.46</td> <td>33.90</td> <td>198</td> <td>28</td> <td>AVERAGE</td> </tr> </tbody> </table>	Limit	Read	Ant	Cable	Preamp	APos	TPos	Remark	Freq	Level	Line	Margin	Level	Factor	Loss Factor		MHz	dBuV/m	dBuV/m	dB	dBuV	dB/m	dB	cm	deg	1	2483.90	37.94	54.00	-16.06	32.82	33.56	5.46	33.90	198	28	AVERAGE	 <p>Date: 2023-08-17</p> <table border="1"> <thead> <tr> <th>Limit</th> <th>Read</th> <th>Ant</th> <th>Cable</th> <th>Preamp</th> <th>APos</th> <th>TPos</th> <th>Remark</th> </tr> <tr> <th>Freq</th> <th>Level</th> <th>Line</th> <th>Margin</th> <th>Level</th> <th>Factor</th> <th>Loss Factor</th> <th></th> </tr> <tr> <th>MHz</th> <th>dBuV/m</th> <th>dBuV/m</th> <th>dB</th> <th>dBuV</th> <th>dB/m</th> <th>dB</th> <th>cm</th> <th>deg</th> </tr> </thead> <tbody> <tr> <td>1</td> <td>2480.00</td> <td>97.80</td> <td>-----</td> <td>-----</td> <td>92.69</td> <td>33.55</td> <td>5.46</td> <td>33.90</td> <td>198</td> <td>28</td> <td>AVERAGE</td> </tr> </tbody> </table>	Limit	Read	Ant	Cable	Preamp	APos	TPos	Remark	Freq	Level	Line	Margin	Level	Factor	Loss Factor		MHz	dBuV/m	dBuV/m	dB	dBuV	dB/m	dB	cm	deg	1	2480.00	97.80	-----	-----	92.69	33.55	5.46	33.90	198	28	AVERAGE
	Limit	Read	Ant	Cable	Preamp	APos	TPos	Remark																																																																				
Freq	Level	Line	Margin	Level	Factor	Loss Factor																																																																						
MHz	dBuV/m	dBuV/m	dB	dBuV	dB/m	dB	cm	deg																																																																				
1	2483.90	37.94	54.00	-16.06	32.82	33.56	5.46	33.90	198	28	AVERAGE																																																																	
Limit	Read	Ant	Cable	Preamp	APos	TPos	Remark																																																																					
Freq	Level	Line	Margin	Level	Factor	Loss Factor																																																																						
MHz	dBuV/m	dBuV/m	dB	dBuV	dB/m	dB	cm	deg																																																																				
1	2480.00	97.80	-----	-----	92.69	33.55	5.46	33.90	198	28	AVERAGE																																																																	



Mode	3																																																																							
	Band Edge																																																																							
	2400-2483.5_Bluetooth-LE_CH39_2480MHz																																																																							
ANT	9																																																																							
Pol.	Vertical	Fundamental																																																																						
Peak	<table border="1"> <thead> <tr> <th>Limit</th> <th>Read</th> <th>Ant</th> <th>Cable</th> <th>Preamp</th> <th>APos</th> <th>TPos</th> <th>Remark</th> </tr> <tr> <th>Freq</th> <th>Level</th> <th>Line</th> <th>Margin</th> <th>Level</th> <th>Factor</th> <th>Loss Factor</th> <th></th> </tr> <tr> <th>MHz</th> <th>dBuV/m</th> <th>dBuV/m</th> <th>dB</th> <th>dBuV</th> <th>dB/m</th> <th>dB</th> <th>cm</th> <th>deg</th> </tr> </thead> <tbody> <tr> <td>1 2483.54</td> <td>50.95</td> <td>74.00</td> <td>-23.05</td> <td>45.83</td> <td>33.56</td> <td>5.46</td> <td>33.90</td> <td>309</td> <td>262 PEAK</td> </tr> </tbody> </table>	Limit	Read	Ant	Cable	Preamp	APos	TPos	Remark	Freq	Level	Line	Margin	Level	Factor	Loss Factor		MHz	dBuV/m	dBuV/m	dB	dBuV	dB/m	dB	cm	deg	1 2483.54	50.95	74.00	-23.05	45.83	33.56	5.46	33.90	309	262 PEAK	<table border="1"> <thead> <tr> <th>Limit</th> <th>Read</th> <th>Ant</th> <th>Cable</th> <th>Preamp</th> <th>APos</th> <th>TPos</th> <th>Remark</th> </tr> <tr> <th>Freq</th> <th>Level</th> <th>Line</th> <th>Margin</th> <th>Level</th> <th>Factor</th> <th>Loss Factor</th> <th></th> </tr> <tr> <th>MHz</th> <th>dBuV/m</th> <th>dBuV/m</th> <th>dB</th> <th>dBuV</th> <th>dB/m</th> <th>dB</th> <th>cm</th> <th>deg</th> </tr> </thead> <tbody> <tr> <td>1 2480.00</td> <td>95.87</td> <td>70.00</td> <td>25.87</td> <td>90.76</td> <td>33.55</td> <td>5.46</td> <td>33.90</td> <td>309</td> <td>262 PEAK</td> </tr> </tbody> </table>	Limit	Read	Ant	Cable	Preamp	APos	TPos	Remark	Freq	Level	Line	Margin	Level	Factor	Loss Factor		MHz	dBuV/m	dBuV/m	dB	dBuV	dB/m	dB	cm	deg	1 2480.00	95.87	70.00	25.87	90.76	33.55	5.46	33.90	309	262 PEAK
	Limit	Read	Ant	Cable	Preamp	APos	TPos	Remark																																																																
Freq	Level	Line	Margin	Level	Factor	Loss Factor																																																																		
MHz	dBuV/m	dBuV/m	dB	dBuV	dB/m	dB	cm	deg																																																																
1 2483.54	50.95	74.00	-23.05	45.83	33.56	5.46	33.90	309	262 PEAK																																																															
Limit	Read	Ant	Cable	Preamp	APos	TPos	Remark																																																																	
Freq	Level	Line	Margin	Level	Factor	Loss Factor																																																																		
MHz	dBuV/m	dBuV/m	dB	dBuV	dB/m	dB	cm	deg																																																																
1 2480.00	95.87	70.00	25.87	90.76	33.55	5.46	33.90	309	262 PEAK																																																															
Avg	<table border="1"> <thead> <tr> <th>Limit</th> <th>Read</th> <th>Ant</th> <th>Cable</th> <th>Preamp</th> <th>APos</th> <th>TPos</th> <th>Remark</th> </tr> <tr> <th>Freq</th> <th>Level</th> <th>Line</th> <th>Margin</th> <th>Level</th> <th>Factor</th> <th>Loss Factor</th> <th></th> </tr> <tr> <th>MHz</th> <th>dBuV/m</th> <th>dBuV/m</th> <th>dB</th> <th>dBuV</th> <th>dB/m</th> <th>dB</th> <th>cm</th> <th>deg</th> </tr> </thead> <tbody> <tr> <td>1 2483.68</td> <td>37.43</td> <td>54.00</td> <td>-16.57</td> <td>32.31</td> <td>33.56</td> <td>5.46</td> <td>33.90</td> <td>309</td> <td>262 AVERAGE</td> </tr> </tbody> </table>	Limit	Read	Ant	Cable	Preamp	APos	TPos	Remark	Freq	Level	Line	Margin	Level	Factor	Loss Factor		MHz	dBuV/m	dBuV/m	dB	dBuV	dB/m	dB	cm	deg	1 2483.68	37.43	54.00	-16.57	32.31	33.56	5.46	33.90	309	262 AVERAGE	<table border="1"> <thead> <tr> <th>Limit</th> <th>Read</th> <th>Ant</th> <th>Cable</th> <th>Preamp</th> <th>APos</th> <th>TPos</th> <th>Remark</th> </tr> <tr> <th>Freq</th> <th>Level</th> <th>Line</th> <th>Margin</th> <th>Level</th> <th>Factor</th> <th>Loss Factor</th> <th></th> </tr> <tr> <th>MHz</th> <th>dBuV/m</th> <th>dBuV/m</th> <th>dB</th> <th>dBuV</th> <th>dB/m</th> <th>dB</th> <th>cm</th> <th>deg</th> </tr> </thead> <tbody> <tr> <td>1 2480.00</td> <td>94.80</td> <td>52.50</td> <td>42.30</td> <td>89.69</td> <td>33.55</td> <td>5.46</td> <td>33.90</td> <td>309</td> <td>262 AVERAGE</td> </tr> </tbody> </table>	Limit	Read	Ant	Cable	Preamp	APos	TPos	Remark	Freq	Level	Line	Margin	Level	Factor	Loss Factor		MHz	dBuV/m	dBuV/m	dB	dBuV	dB/m	dB	cm	deg	1 2480.00	94.80	52.50	42.30	89.69	33.55	5.46	33.90	309	262 AVERAGE
Limit	Read	Ant	Cable	Preamp	APos	TPos	Remark																																																																	
Freq	Level	Line	Margin	Level	Factor	Loss Factor																																																																		
MHz	dBuV/m	dBuV/m	dB	dBuV	dB/m	dB	cm	deg																																																																
1 2483.68	37.43	54.00	-16.57	32.31	33.56	5.46	33.90	309	262 AVERAGE																																																															
Limit	Read	Ant	Cable	Preamp	APos	TPos	Remark																																																																	
Freq	Level	Line	Margin	Level	Factor	Loss Factor																																																																		
MHz	dBuV/m	dBuV/m	dB	dBuV	dB/m	dB	cm	deg																																																																
1 2480.00	94.80	52.50	42.30	89.69	33.55	5.46	33.90	309	262 AVERAGE																																																															



Mode	3																																																																																																	
	Harmonic																																																																																																	
	2400-2483.5_Bluetooth-LE_CH39_2480MHz																																																																																																	
ANT	9																																																																																																	
Pol.	Horizontal	Vertical																																																																																																
Peak Avg	<table border="1"> <thead> <tr> <th>Limit</th> <th>Read</th> <th>Ant</th> <th>Cable</th> <th>Preamp</th> <th>APos</th> <th>TPos</th> <th></th> </tr> <tr> <th>Freq</th> <th>Level</th> <th>Line</th> <th>Margin</th> <th>Level</th> <th>Factor</th> <th>Loss</th> <th>Factor</th> </tr> <tr> <th>MHz</th> <th>dBuV/m</th> <th>dBuV/m</th> <th>dB</th> <th>dBuV</th> <th>dB/m</th> <th>dB</th> <th>dB</th> </tr> </thead> <tbody> <tr> <td>1</td> <td>4960.00</td> <td>45.25</td> <td>74.00</td> <td>-28.75</td> <td>52.13</td> <td>36.18</td> <td>8.46</td> <td>51.52</td> <td>---</td> <td>---</td> <td>Peak</td> </tr> <tr> <td>2</td> <td>7440.00</td> <td>45.30</td> <td>74.00</td> <td>-28.70</td> <td>50.39</td> <td>35.93</td> <td>10.17</td> <td>51.19</td> <td>---</td> <td>---</td> <td>Peak</td> </tr> </tbody> </table>	Limit	Read	Ant	Cable	Preamp	APos	TPos		Freq	Level	Line	Margin	Level	Factor	Loss	Factor	MHz	dBuV/m	dBuV/m	dB	dBuV	dB/m	dB	dB	1	4960.00	45.25	74.00	-28.75	52.13	36.18	8.46	51.52	---	---	Peak	2	7440.00	45.30	74.00	-28.70	50.39	35.93	10.17	51.19	---	---	Peak	<table border="1"> <thead> <tr> <th>Limit</th> <th>Read</th> <th>Ant</th> <th>Cable</th> <th>Preamp</th> <th>APos</th> <th>TPos</th> <th></th> </tr> <tr> <th>Freq</th> <th>Level</th> <th>Line</th> <th>Margin</th> <th>Level</th> <th>Factor</th> <th>Loss</th> <th>Factor</th> </tr> <tr> <th>MHz</th> <th>dBuV/m</th> <th>dBuV/m</th> <th>dB</th> <th>dBuV</th> <th>dB/m</th> <th>dB</th> <th>dB</th> </tr> </thead> <tbody> <tr> <td>1</td> <td>4960.00</td> <td>45.07</td> <td>74.00</td> <td>-28.93</td> <td>51.95</td> <td>36.18</td> <td>8.46</td> <td>51.52</td> <td>---</td> <td>---</td> <td>Peak</td> </tr> <tr> <td>2</td> <td>7440.00</td> <td>43.78</td> <td>74.00</td> <td>-30.22</td> <td>48.87</td> <td>35.93</td> <td>10.17</td> <td>51.19</td> <td>---</td> <td>---</td> <td>Peak</td> </tr> </tbody> </table>	Limit	Read	Ant	Cable	Preamp	APos	TPos		Freq	Level	Line	Margin	Level	Factor	Loss	Factor	MHz	dBuV/m	dBuV/m	dB	dBuV	dB/m	dB	dB	1	4960.00	45.07	74.00	-28.93	51.95	36.18	8.46	51.52	---	---	Peak	2	7440.00	43.78	74.00	-30.22	48.87	35.93	10.17	51.19	---	---	Peak
	Limit	Read	Ant	Cable	Preamp	APos	TPos																																																																																											
Freq	Level	Line	Margin	Level	Factor	Loss	Factor																																																																																											
MHz	dBuV/m	dBuV/m	dB	dBuV	dB/m	dB	dB																																																																																											
1	4960.00	45.25	74.00	-28.75	52.13	36.18	8.46	51.52	---	---	Peak																																																																																							
2	7440.00	45.30	74.00	-28.70	50.39	35.93	10.17	51.19	---	---	Peak																																																																																							
Limit	Read	Ant	Cable	Preamp	APos	TPos																																																																																												
Freq	Level	Line	Margin	Level	Factor	Loss	Factor																																																																																											
MHz	dBuV/m	dBuV/m	dB	dBuV	dB/m	dB	dB																																																																																											
1	4960.00	45.07	74.00	-28.93	51.95	36.18	8.46	51.52	---	---	Peak																																																																																							
2	7440.00	43.78	74.00	-30.22	48.87	35.93	10.17	51.19	---	---	Peak																																																																																							



Mode	4																																																																									
	Band Edge																																																																									
	2400-2483.5_Bluetooth-LE_CH01_2404MHz																																																																									
ANT	9																																																																									
Pol.	Horizontal	Fundamental																																																																								
Peak	<p style="text-align: right;">Date: 2023-08-17</p> <table border="1"> <thead> <tr> <th>Limit</th> <th>Read</th> <th>Ant</th> <th>Cable</th> <th>Preamp</th> <th>APos</th> <th>TPos</th> <th>Remark</th> </tr> <tr> <th>Freq</th> <th>Level</th> <th>Line</th> <th>Margin</th> <th>Level</th> <th>Factor</th> <th>Loss</th> <th>Factor</th> </tr> <tr> <th>MHz</th> <th>dBuV/m</th> <th>dBuV/m</th> <th>dB</th> <th>dBuV</th> <th>dB/m</th> <th>dB</th> <th>cm</th> </tr> </thead> <tbody> <tr> <td>1</td> <td>2389.62</td> <td>47.40</td> <td>74.00</td> <td>-26.60</td> <td>42.61</td> <td>33.31</td> <td>5.36</td> <td>33.88</td> <td>400</td> <td>25</td> <td>PEAK</td> </tr> </tbody> </table>	Limit	Read	Ant	Cable	Preamp	APos	TPos	Remark	Freq	Level	Line	Margin	Level	Factor	Loss	Factor	MHz	dBuV/m	dBuV/m	dB	dBuV	dB/m	dB	cm	1	2389.62	47.40	74.00	-26.60	42.61	33.31	5.36	33.88	400	25	PEAK	<p style="text-align: right;">Date: 2023-08-17</p> <table border="1"> <thead> <tr> <th>Limit</th> <th>Read</th> <th>Ant</th> <th>Cable</th> <th>Preamp</th> <th>APos</th> <th>TPos</th> <th>Remark</th> </tr> <tr> <th>Freq</th> <th>Level</th> <th>Line</th> <th>Margin</th> <th>Level</th> <th>Factor</th> <th>Loss</th> <th>Factor</th> </tr> <tr> <th>MHz</th> <th>dBuV/m</th> <th>dBuV/m</th> <th>dB</th> <th>dBuV</th> <th>dB/m</th> <th>dB</th> <th>cm</th> </tr> </thead> <tbody> <tr> <td>1</td> <td>2404.00</td> <td>100.25</td> <td>-----</td> <td>-----</td> <td>95.41</td> <td>33.35</td> <td>5.37</td> <td>33.88</td> <td>400</td> <td>25</td> <td>PEAK</td> </tr> </tbody> </table>	Limit	Read	Ant	Cable	Preamp	APos	TPos	Remark	Freq	Level	Line	Margin	Level	Factor	Loss	Factor	MHz	dBuV/m	dBuV/m	dB	dBuV	dB/m	dB	cm	1	2404.00	100.25	-----	-----	95.41	33.35	5.37	33.88	400	25	PEAK
	Limit	Read	Ant	Cable	Preamp	APos	TPos	Remark																																																																		
Freq	Level	Line	Margin	Level	Factor	Loss	Factor																																																																			
MHz	dBuV/m	dBuV/m	dB	dBuV	dB/m	dB	cm																																																																			
1	2389.62	47.40	74.00	-26.60	42.61	33.31	5.36	33.88	400	25	PEAK																																																															
Limit	Read	Ant	Cable	Preamp	APos	TPos	Remark																																																																			
Freq	Level	Line	Margin	Level	Factor	Loss	Factor																																																																			
MHz	dBuV/m	dBuV/m	dB	dBuV	dB/m	dB	cm																																																																			
1	2404.00	100.25	-----	-----	95.41	33.35	5.37	33.88	400	25	PEAK																																																															
Avg	<p style="text-align: right;">Date: 2023-08-17</p> <table border="1"> <thead> <tr> <th>Limit</th> <th>Read</th> <th>Ant</th> <th>Cable</th> <th>Preamp</th> <th>APos</th> <th>TPos</th> <th>Remark</th> </tr> <tr> <th>Freq</th> <th>Level</th> <th>Line</th> <th>Margin</th> <th>Level</th> <th>Factor</th> <th>Loss</th> <th>Factor</th> </tr> <tr> <th>MHz</th> <th>dBuV/m</th> <th>dBuV/m</th> <th>dB</th> <th>dBuV</th> <th>dB/m</th> <th>dB</th> <th>cm</th> </tr> </thead> <tbody> <tr> <td>1</td> <td>2381.72</td> <td>38.17</td> <td>54.00</td> <td>-15.83</td> <td>33.41</td> <td>33.29</td> <td>5.35</td> <td>33.88</td> <td>400</td> <td>25</td> <td>AVERAGE</td> </tr> </tbody> </table>	Limit	Read	Ant	Cable	Preamp	APos	TPos	Remark	Freq	Level	Line	Margin	Level	Factor	Loss	Factor	MHz	dBuV/m	dBuV/m	dB	dBuV	dB/m	dB	cm	1	2381.72	38.17	54.00	-15.83	33.41	33.29	5.35	33.88	400	25	AVERAGE	<p style="text-align: right;">Date: 2023-08-17</p> <table border="1"> <thead> <tr> <th>Limit</th> <th>Read</th> <th>Ant</th> <th>Cable</th> <th>Preamp</th> <th>APos</th> <th>TPos</th> <th>Remark</th> </tr> <tr> <th>Freq</th> <th>Level</th> <th>Line</th> <th>Margin</th> <th>Level</th> <th>Factor</th> <th>Loss</th> <th>Factor</th> </tr> <tr> <th>MHz</th> <th>dBuV/m</th> <th>dBuV/m</th> <th>dB</th> <th>dBuV</th> <th>dB/m</th> <th>dB</th> <th>cm</th> </tr> </thead> <tbody> <tr> <td>1</td> <td>2404.00</td> <td>98.31</td> <td>-----</td> <td>-----</td> <td>93.47</td> <td>33.35</td> <td>5.37</td> <td>33.88</td> <td>400</td> <td>25</td> <td>AVERAGE</td> </tr> </tbody> </table>	Limit	Read	Ant	Cable	Preamp	APos	TPos	Remark	Freq	Level	Line	Margin	Level	Factor	Loss	Factor	MHz	dBuV/m	dBuV/m	dB	dBuV	dB/m	dB	cm	1	2404.00	98.31	-----	-----	93.47	33.35	5.37	33.88	400	25	AVERAGE
Limit	Read	Ant	Cable	Preamp	APos	TPos	Remark																																																																			
Freq	Level	Line	Margin	Level	Factor	Loss	Factor																																																																			
MHz	dBuV/m	dBuV/m	dB	dBuV	dB/m	dB	cm																																																																			
1	2381.72	38.17	54.00	-15.83	33.41	33.29	5.35	33.88	400	25	AVERAGE																																																															
Limit	Read	Ant	Cable	Preamp	APos	TPos	Remark																																																																			
Freq	Level	Line	Margin	Level	Factor	Loss	Factor																																																																			
MHz	dBuV/m	dBuV/m	dB	dBuV	dB/m	dB	cm																																																																			
1	2404.00	98.31	-----	-----	93.47	33.35	5.37	33.88	400	25	AVERAGE																																																															



		4																																																																		
Mode	Band Edge																																																																			
	2400-2483.5_Bluetooth-LE_CH01_2404MHz																																																																			
ANT	9																																																																			
Pol.	Vertical	Fundamental																																																																		
Peak	<table border="1"> <thead> <tr> <th></th> <th>Limit Freq</th> <th>Limit Level</th> <th>Read Level</th> <th>Line Margin</th> <th>Ant Level</th> <th>Cable Loss</th> <th>Preamp Loss</th> <th>APos</th> <th>TPos</th> <th>Remark</th> </tr> <tr> <th></th> <th>MHz</th> <th>dBuV/m</th> <th>dBuV/m</th> <th>dB</th> <th>dBuV</th> <th>dB/m</th> <th>dB</th> <th>cm</th> <th>deg</th> <th></th> </tr> </thead> <tbody> <tr> <td>1</td> <td>2358.13</td> <td>46.47</td> <td>74.00</td> <td>-27.53</td> <td>41.78</td> <td>33.23</td> <td>5.33</td> <td>33.87</td> <td>231</td> <td>86 PEAK</td> </tr> </tbody> </table>		Limit Freq	Limit Level	Read Level	Line Margin	Ant Level	Cable Loss	Preamp Loss	APos	TPos	Remark		MHz	dBuV/m	dBuV/m	dB	dBuV	dB/m	dB	cm	deg		1	2358.13	46.47	74.00	-27.53	41.78	33.23	5.33	33.87	231	86 PEAK	<table border="1"> <thead> <tr> <th></th> <th>Limit Freq</th> <th>Limit Level</th> <th>Read Level</th> <th>Line Margin</th> <th>Ant Level</th> <th>Cable Loss</th> <th>Preamp Loss</th> <th>APos</th> <th>TPos</th> <th>Remark</th> </tr> <tr> <th></th> <th>MHz</th> <th>dBuV/m</th> <th>dBuV/m</th> <th>dB</th> <th>dBuV</th> <th>dB/m</th> <th>dB</th> <th>cm</th> <th>deg</th> <th></th> </tr> </thead> <tbody> <tr> <td>1</td> <td>2404.00</td> <td>98.58</td> <td>-----</td> <td>-----</td> <td>93.74</td> <td>33.35</td> <td>5.37</td> <td>33.88</td> <td>231</td> <td>86 PEAK</td> </tr> </tbody> </table>		Limit Freq	Limit Level	Read Level	Line Margin	Ant Level	Cable Loss	Preamp Loss	APos	TPos	Remark		MHz	dBuV/m	dBuV/m	dB	dBuV	dB/m	dB	cm	deg		1	2404.00	98.58	-----	-----	93.74	33.35	5.37	33.88	231	86 PEAK
		Limit Freq	Limit Level	Read Level	Line Margin	Ant Level	Cable Loss	Preamp Loss	APos	TPos	Remark																																																									
	MHz	dBuV/m	dBuV/m	dB	dBuV	dB/m	dB	cm	deg																																																											
1	2358.13	46.47	74.00	-27.53	41.78	33.23	5.33	33.87	231	86 PEAK																																																										
	Limit Freq	Limit Level	Read Level	Line Margin	Ant Level	Cable Loss	Preamp Loss	APos	TPos	Remark																																																										
	MHz	dBuV/m	dBuV/m	dB	dBuV	dB/m	dB	cm	deg																																																											
1	2404.00	98.58	-----	-----	93.74	33.35	5.37	33.88	231	86 PEAK																																																										
Avg	<table border="1"> <thead> <tr> <th></th> <th>Limit Freq</th> <th>Limit Level</th> <th>Read Level</th> <th>Line Margin</th> <th>Ant Level</th> <th>Cable Loss</th> <th>Preamp Loss</th> <th>APos</th> <th>TPos</th> <th>Remark</th> </tr> <tr> <th></th> <th>MHz</th> <th>dBuV/m</th> <th>dBuV/m</th> <th>dB</th> <th>dBuV</th> <th>dB/m</th> <th>dB</th> <th>cm</th> <th>deg</th> <th></th> </tr> </thead> <tbody> <tr> <td>1</td> <td>2385.95</td> <td>38.27</td> <td>54.00</td> <td>-15.73</td> <td>33.49</td> <td>33.30</td> <td>5.36</td> <td>33.88</td> <td>231</td> <td>86 AVERAGE</td> </tr> </tbody> </table>		Limit Freq	Limit Level	Read Level	Line Margin	Ant Level	Cable Loss	Preamp Loss	APos	TPos	Remark		MHz	dBuV/m	dBuV/m	dB	dBuV	dB/m	dB	cm	deg		1	2385.95	38.27	54.00	-15.73	33.49	33.30	5.36	33.88	231	86 AVERAGE	<table border="1"> <thead> <tr> <th></th> <th>Limit Freq</th> <th>Limit Level</th> <th>Read Level</th> <th>Line Margin</th> <th>Ant Level</th> <th>Cable Loss</th> <th>Preamp Loss</th> <th>APos</th> <th>TPos</th> <th>Remark</th> </tr> <tr> <th></th> <th>MHz</th> <th>dBuV/m</th> <th>dBuV/m</th> <th>dB</th> <th>dBuV</th> <th>dB/m</th> <th>dB</th> <th>cm</th> <th>deg</th> <th></th> </tr> </thead> <tbody> <tr> <td>1</td> <td>2404.00</td> <td>96.82</td> <td>-----</td> <td>-----</td> <td>91.98</td> <td>33.35</td> <td>5.37</td> <td>33.88</td> <td>231</td> <td>86 AVERAGE</td> </tr> </tbody> </table>		Limit Freq	Limit Level	Read Level	Line Margin	Ant Level	Cable Loss	Preamp Loss	APos	TPos	Remark		MHz	dBuV/m	dBuV/m	dB	dBuV	dB/m	dB	cm	deg		1	2404.00	96.82	-----	-----	91.98	33.35	5.37	33.88	231	86 AVERAGE
		Limit Freq	Limit Level	Read Level	Line Margin	Ant Level	Cable Loss	Preamp Loss	APos	TPos	Remark																																																									
	MHz	dBuV/m	dBuV/m	dB	dBuV	dB/m	dB	cm	deg																																																											
1	2385.95	38.27	54.00	-15.73	33.49	33.30	5.36	33.88	231	86 AVERAGE																																																										
	Limit Freq	Limit Level	Read Level	Line Margin	Ant Level	Cable Loss	Preamp Loss	APos	TPos	Remark																																																										
	MHz	dBuV/m	dBuV/m	dB	dBuV	dB/m	dB	cm	deg																																																											
1	2404.00	96.82	-----	-----	91.98	33.35	5.37	33.88	231	86 AVERAGE																																																										

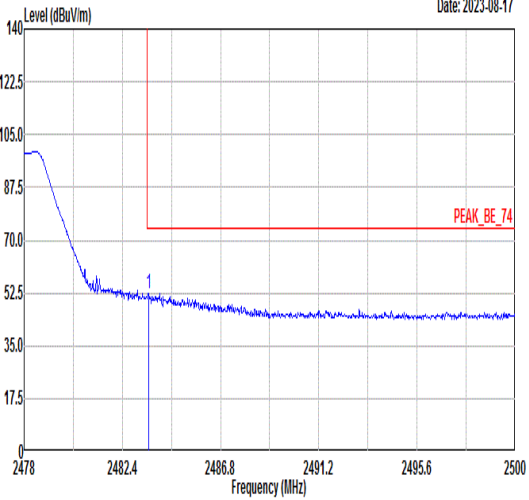
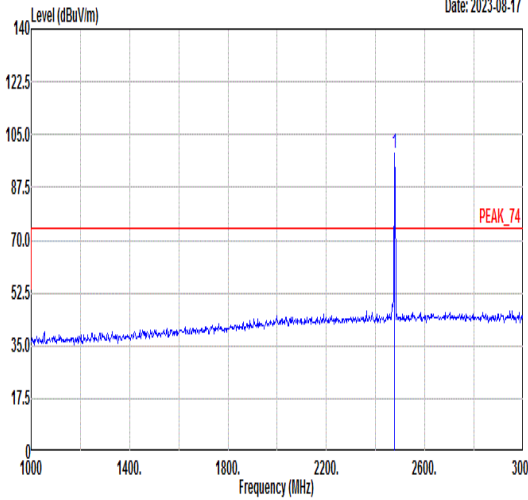
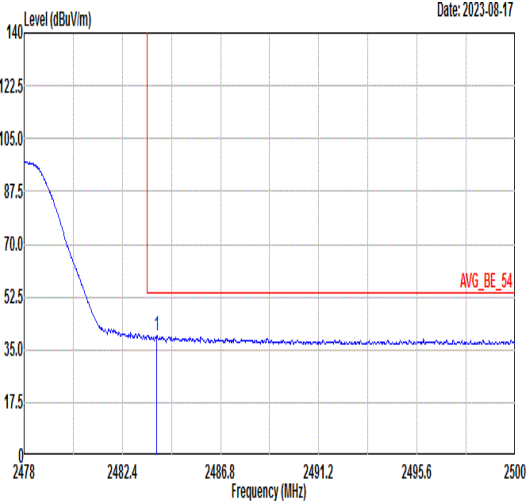
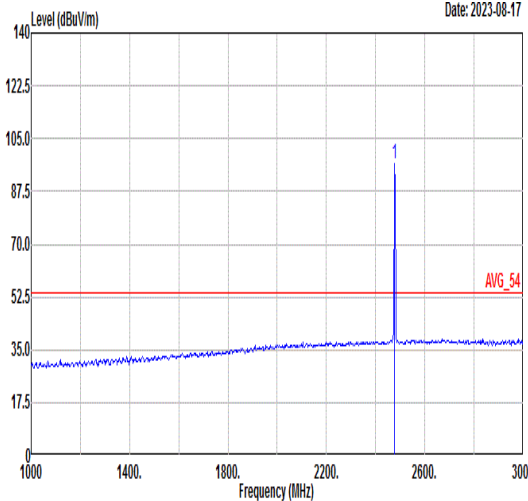


Mode	4																																																																								
	Harmonic																																																																								
	2400-2483.5_Bluetooth-LE_CH01_2404MHz																																																																								
ANT	9																																																																								
Pol.	Horizontal	Vertical																																																																							
Peak Avg																																																																									
	<table border="1"> <thead> <tr> <th>Limit</th> <th>Read</th> <th>Ant</th> <th>Cable</th> <th>Preamp</th> <th>APos</th> <th>TPos</th> <th>Remark</th> </tr> <tr> <th>Freq</th> <th>Level</th> <th>Line</th> <th>Margin</th> <th>Level</th> <th>Factor</th> <th>Loss</th> <th>Factor</th> </tr> <tr> <th>MHz</th> <th>dBuV/m</th> <th>dBuV/m</th> <th>dB</th> <th>dBuV</th> <th>dB/m</th> <th>dB</th> <th>cm</th> </tr> </thead> <tbody> <tr> <td>1</td> <td>4808.00</td> <td>46.45</td> <td>74.00</td> <td>-27.55</td> <td>53.03</td> <td>36.08</td> <td>8.92</td> <td>51.58</td> <td>---</td> <td>---</td> <td>Peak</td> </tr> </tbody> </table>	Limit	Read	Ant	Cable	Preamp	APos	TPos	Remark	Freq	Level	Line	Margin	Level	Factor	Loss	Factor	MHz	dBuV/m	dBuV/m	dB	dBuV	dB/m	dB	cm	1	4808.00	46.45	74.00	-27.55	53.03	36.08	8.92	51.58	---	---	Peak	<table border="1"> <thead> <tr> <th>Limit</th> <th>Read</th> <th>Ant</th> <th>Cable</th> <th>Preamp</th> <th>APos</th> <th>TPos</th> <th>Remark</th> </tr> <tr> <th>Freq</th> <th>Level</th> <th>Line</th> <th>Margin</th> <th>Level</th> <th>Factor</th> <th>Loss</th> <th>Factor</th> </tr> <tr> <th>MHz</th> <th>dBuV/m</th> <th>dBuV/m</th> <th>dB</th> <th>dBuV</th> <th>dB/m</th> <th>dB</th> <th>cm</th> </tr> </thead> <tbody> <tr> <td>1</td> <td>4808.00</td> <td>47.12</td> <td>74.00</td> <td>-26.88</td> <td>53.70</td> <td>36.08</td> <td>8.92</td> <td>51.58</td> <td>---</td> <td>---</td> <td>Peak</td> </tr> </tbody> </table>	Limit	Read	Ant	Cable	Preamp	APos	TPos	Remark	Freq	Level	Line	Margin	Level	Factor	Loss	Factor	MHz	dBuV/m	dBuV/m	dB	dBuV	dB/m	dB	cm	1	4808.00	47.12	74.00	-26.88	53.70	36.08	8.92	51.58	---	---
Limit	Read	Ant	Cable	Preamp	APos	TPos	Remark																																																																		
Freq	Level	Line	Margin	Level	Factor	Loss	Factor																																																																		
MHz	dBuV/m	dBuV/m	dB	dBuV	dB/m	dB	cm																																																																		
1	4808.00	46.45	74.00	-27.55	53.03	36.08	8.92	51.58	---	---	Peak																																																														
Limit	Read	Ant	Cable	Preamp	APos	TPos	Remark																																																																		
Freq	Level	Line	Margin	Level	Factor	Loss	Factor																																																																		
MHz	dBuV/m	dBuV/m	dB	dBuV	dB/m	dB	cm																																																																		
1	4808.00	47.12	74.00	-26.88	53.70	36.08	8.92	51.58	---	---	Peak																																																														



Mode	5																																																																																																	
	Harmonic																																																																																																	
	2400-2483.5_Bluetooth-LE_CH19_2440MHz																																																																																																	
ANT	9																																																																																																	
Pol.	Horizontal	Vertical																																																																																																
Peak Avg	<p style="text-align: right;">Date: 2023-08-18</p> <table border="1"> <thead> <tr> <th>Limit</th> <th>Read</th> <th>Ant</th> <th>Cable</th> <th>Preamp</th> <th>APos</th> <th>TPos</th> <th></th> </tr> <tr> <th>Freq</th> <th>Level</th> <th>Line</th> <th>Margin</th> <th>Level</th> <th>Factor</th> <th>Loss Factor</th> <th>Remark</th> </tr> <tr> <th>MHz</th> <th>dBuV/m</th> <th>dBuV/m</th> <th>dB</th> <th>dBuV</th> <th>dB/m</th> <th>dB</th> <th>dB</th> </tr> </thead> <tbody> <tr> <td>1</td> <td>4880.00</td> <td>46.63</td> <td>74.00</td> <td>-27.37</td> <td>53.34</td> <td>36.13</td> <td>8.71</td> <td>51.55</td> <td>---</td> <td>---</td> <td>Peak</td> </tr> <tr> <td>2</td> <td>7320.00</td> <td>45.48</td> <td>74.00</td> <td>-28.52</td> <td>50.26</td> <td>36.20</td> <td>10.18</td> <td>51.16</td> <td>---</td> <td>---</td> <td>Peak</td> </tr> </tbody> </table>	Limit	Read	Ant	Cable	Preamp	APos	TPos		Freq	Level	Line	Margin	Level	Factor	Loss Factor	Remark	MHz	dBuV/m	dBuV/m	dB	dBuV	dB/m	dB	dB	1	4880.00	46.63	74.00	-27.37	53.34	36.13	8.71	51.55	---	---	Peak	2	7320.00	45.48	74.00	-28.52	50.26	36.20	10.18	51.16	---	---	Peak	<p style="text-align: right;">Date: 2023-08-18</p> <table border="1"> <thead> <tr> <th>Limit</th> <th>Read</th> <th>Ant</th> <th>Cable</th> <th>Preamp</th> <th>APos</th> <th>TPos</th> <th></th> </tr> <tr> <th>Freq</th> <th>Level</th> <th>Line</th> <th>Margin</th> <th>Level</th> <th>Factor</th> <th>Loss Factor</th> <th>Remark</th> </tr> <tr> <th>MHz</th> <th>dBuV/m</th> <th>dBuV/m</th> <th>dB</th> <th>dBuV</th> <th>dB/m</th> <th>dB</th> <th>dB</th> </tr> </thead> <tbody> <tr> <td>1</td> <td>4880.00</td> <td>46.57</td> <td>74.00</td> <td>-27.43</td> <td>53.28</td> <td>36.13</td> <td>8.71</td> <td>51.55</td> <td>---</td> <td>---</td> <td>Peak</td> </tr> <tr> <td>2</td> <td>7320.00</td> <td>43.04</td> <td>74.00</td> <td>-30.96</td> <td>47.82</td> <td>36.20</td> <td>10.18</td> <td>51.16</td> <td>---</td> <td>---</td> <td>Peak</td> </tr> </tbody> </table>	Limit	Read	Ant	Cable	Preamp	APos	TPos		Freq	Level	Line	Margin	Level	Factor	Loss Factor	Remark	MHz	dBuV/m	dBuV/m	dB	dBuV	dB/m	dB	dB	1	4880.00	46.57	74.00	-27.43	53.28	36.13	8.71	51.55	---	---	Peak	2	7320.00	43.04	74.00	-30.96	47.82	36.20	10.18	51.16	---	---	Peak
	Limit	Read	Ant	Cable	Preamp	APos	TPos																																																																																											
Freq	Level	Line	Margin	Level	Factor	Loss Factor	Remark																																																																																											
MHz	dBuV/m	dBuV/m	dB	dBuV	dB/m	dB	dB																																																																																											
1	4880.00	46.63	74.00	-27.37	53.34	36.13	8.71	51.55	---	---	Peak																																																																																							
2	7320.00	45.48	74.00	-28.52	50.26	36.20	10.18	51.16	---	---	Peak																																																																																							
Limit	Read	Ant	Cable	Preamp	APos	TPos																																																																																												
Freq	Level	Line	Margin	Level	Factor	Loss Factor	Remark																																																																																											
MHz	dBuV/m	dBuV/m	dB	dBuV	dB/m	dB	dB																																																																																											
1	4880.00	46.57	74.00	-27.43	53.28	36.13	8.71	51.55	---	---	Peak																																																																																							
2	7320.00	43.04	74.00	-30.96	47.82	36.20	10.18	51.16	---	---	Peak																																																																																							



Mode	6																																																																									
	Band Edge																																																																									
	2400-2483.5_Bluetooth-LE_CH38_2478MHz																																																																									
ANT	9																																																																									
Pol.	Horizontal	Fundamental																																																																								
Peak	 <p>Date: 2023-08-17</p> <table border="1"> <thead> <tr> <th>Limit</th> <th>Read</th> <th>Ant</th> <th>Cable</th> <th>Preamp</th> <th>APos</th> <th>TPos</th> <th>Remark</th> </tr> <tr> <th>Freq</th> <th>Level</th> <th>Line</th> <th>Margin</th> <th>Level</th> <th>Factor</th> <th>Loss</th> <th>Factor</th> </tr> <tr> <th>MHz</th> <th>dBuV/m</th> <th>dBuV/m</th> <th>dB</th> <th>dBuV</th> <th>dB/m</th> <th>dB</th> <th>dB</th> </tr> </thead> <tbody> <tr> <td>1</td> <td>2483.57</td> <td>52.32</td> <td>74.00</td> <td>-21.68</td> <td>47.20</td> <td>33.56</td> <td>5.46</td> <td>33.90</td> <td>198</td> <td>18</td> <td>PEAK</td> </tr> </tbody> </table>	Limit	Read	Ant	Cable	Preamp	APos	TPos	Remark	Freq	Level	Line	Margin	Level	Factor	Loss	Factor	MHz	dBuV/m	dBuV/m	dB	dBuV	dB/m	dB	dB	1	2483.57	52.32	74.00	-21.68	47.20	33.56	5.46	33.90	198	18	PEAK	 <p>Date: 2023-08-17</p> <table border="1"> <thead> <tr> <th>Limit</th> <th>Read</th> <th>Ant</th> <th>Cable</th> <th>Preamp</th> <th>APos</th> <th>TPos</th> <th>Remark</th> </tr> <tr> <th>Freq</th> <th>Level</th> <th>Line</th> <th>Margin</th> <th>Level</th> <th>Factor</th> <th>Loss</th> <th>Factor</th> </tr> <tr> <th>MHz</th> <th>dBuV/m</th> <th>dBuV/m</th> <th>dB</th> <th>dBuV</th> <th>dB/m</th> <th>dB</th> <th>dB</th> </tr> </thead> <tbody> <tr> <td>1</td> <td>2478.00</td> <td>98.53</td> <td>-----</td> <td>-----</td> <td>93.44</td> <td>33.54</td> <td>5.45</td> <td>33.90</td> <td>198</td> <td>18</td> <td>PEAK</td> </tr> </tbody> </table>	Limit	Read	Ant	Cable	Preamp	APos	TPos	Remark	Freq	Level	Line	Margin	Level	Factor	Loss	Factor	MHz	dBuV/m	dBuV/m	dB	dBuV	dB/m	dB	dB	1	2478.00	98.53	-----	-----	93.44	33.54	5.45	33.90	198	18	PEAK
	Limit	Read	Ant	Cable	Preamp	APos	TPos	Remark																																																																		
Freq	Level	Line	Margin	Level	Factor	Loss	Factor																																																																			
MHz	dBuV/m	dBuV/m	dB	dBuV	dB/m	dB	dB																																																																			
1	2483.57	52.32	74.00	-21.68	47.20	33.56	5.46	33.90	198	18	PEAK																																																															
Limit	Read	Ant	Cable	Preamp	APos	TPos	Remark																																																																			
Freq	Level	Line	Margin	Level	Factor	Loss	Factor																																																																			
MHz	dBuV/m	dBuV/m	dB	dBuV	dB/m	dB	dB																																																																			
1	2478.00	98.53	-----	-----	93.44	33.54	5.45	33.90	198	18	PEAK																																																															
Avg	 <p>Date: 2023-08-17</p> <table border="1"> <thead> <tr> <th>Limit</th> <th>Read</th> <th>Ant</th> <th>Cable</th> <th>Preamp</th> <th>APos</th> <th>TPos</th> <th>Remark</th> </tr> <tr> <th>Freq</th> <th>Level</th> <th>Line</th> <th>Margin</th> <th>Level</th> <th>Factor</th> <th>Loss</th> <th>Factor</th> </tr> <tr> <th>MHz</th> <th>dBuV/m</th> <th>dBuV/m</th> <th>dB</th> <th>dBuV</th> <th>dB/m</th> <th>dB</th> <th>dB</th> </tr> </thead> <tbody> <tr> <td>1</td> <td>2483.94</td> <td>39.84</td> <td>54.00</td> <td>-14.16</td> <td>34.72</td> <td>33.56</td> <td>5.46</td> <td>33.90</td> <td>198</td> <td>18</td> <td>AVERAGE</td> </tr> </tbody> </table>	Limit	Read	Ant	Cable	Preamp	APos	TPos	Remark	Freq	Level	Line	Margin	Level	Factor	Loss	Factor	MHz	dBuV/m	dBuV/m	dB	dBuV	dB/m	dB	dB	1	2483.94	39.84	54.00	-14.16	34.72	33.56	5.46	33.90	198	18	AVERAGE	 <p>Date: 2023-08-17</p> <table border="1"> <thead> <tr> <th>Limit</th> <th>Read</th> <th>Ant</th> <th>Cable</th> <th>Preamp</th> <th>APos</th> <th>TPos</th> <th>Remark</th> </tr> <tr> <th>Freq</th> <th>Level</th> <th>Line</th> <th>Margin</th> <th>Level</th> <th>Factor</th> <th>Loss</th> <th>Factor</th> </tr> <tr> <th>MHz</th> <th>dBuV/m</th> <th>dBuV/m</th> <th>dB</th> <th>dBuV</th> <th>dB/m</th> <th>dB</th> <th>dB</th> </tr> </thead> <tbody> <tr> <td>1</td> <td>2478.00</td> <td>96.67</td> <td>-----</td> <td>-----</td> <td>91.58</td> <td>33.54</td> <td>5.45</td> <td>33.90</td> <td>198</td> <td>18</td> <td>AVERAGE</td> </tr> </tbody> </table>	Limit	Read	Ant	Cable	Preamp	APos	TPos	Remark	Freq	Level	Line	Margin	Level	Factor	Loss	Factor	MHz	dBuV/m	dBuV/m	dB	dBuV	dB/m	dB	dB	1	2478.00	96.67	-----	-----	91.58	33.54	5.45	33.90	198	18	AVERAGE
Limit	Read	Ant	Cable	Preamp	APos	TPos	Remark																																																																			
Freq	Level	Line	Margin	Level	Factor	Loss	Factor																																																																			
MHz	dBuV/m	dBuV/m	dB	dBuV	dB/m	dB	dB																																																																			
1	2483.94	39.84	54.00	-14.16	34.72	33.56	5.46	33.90	198	18	AVERAGE																																																															
Limit	Read	Ant	Cable	Preamp	APos	TPos	Remark																																																																			
Freq	Level	Line	Margin	Level	Factor	Loss	Factor																																																																			
MHz	dBuV/m	dBuV/m	dB	dBuV	dB/m	dB	dB																																																																			
1	2478.00	96.67	-----	-----	91.58	33.54	5.45	33.90	198	18	AVERAGE																																																															



		6																																																																																
Mode	Band Edge																																																																																	
	2400-2483.5_Bluetooth-LE_CH38_2478MHz																																																																																	
ANT		9																																																																																
Pol.	Vertical	Fundamental																																																																																
Peak	<p style="text-align: right;">Date: 2023-08-17</p> <table border="1"> <thead> <tr> <th>Limit</th> <th>Read</th> <th>Ant</th> <th>Cable</th> <th>Preamp</th> <th>APos</th> <th>TPos</th> <th>Remark</th> </tr> <tr> <th>Freq</th> <th>Level</th> <th>Line</th> <th>Margin</th> <th>Level</th> <th>Factor</th> <th>Loss Factor</th> <th></th> </tr> <tr> <th>MHz</th> <th>dBuV/m</th> <th>dBuV/m</th> <th>dB</th> <th>dBuV</th> <th>dB/m</th> <th>dB</th> <th>cm</th> </tr> </thead> <tbody> <tr> <td>1 2483.70</td> <td>50.28</td> <td>74.00</td> <td>-23.72</td> <td>45.16</td> <td>33.56</td> <td>5.46</td> <td>33.90</td> </tr> <tr> <td></td> <td></td> <td></td> <td></td> <td></td> <td></td> <td>309</td> <td>265 PEAK</td> </tr> </tbody> </table>	Limit	Read	Ant	Cable	Preamp	APos	TPos	Remark	Freq	Level	Line	Margin	Level	Factor	Loss Factor		MHz	dBuV/m	dBuV/m	dB	dBuV	dB/m	dB	cm	1 2483.70	50.28	74.00	-23.72	45.16	33.56	5.46	33.90							309	265 PEAK	<p style="text-align: right;">Date: 2023-08-17</p> <table border="1"> <thead> <tr> <th>Limit</th> <th>Read</th> <th>Ant</th> <th>Cable</th> <th>Preamp</th> <th>APos</th> <th>TPos</th> <th>Remark</th> </tr> <tr> <th>Freq</th> <th>Level</th> <th>Line</th> <th>Margin</th> <th>Level</th> <th>Factor</th> <th>Loss Factor</th> <th></th> </tr> <tr> <th>MHz</th> <th>dBuV/m</th> <th>dBuV/m</th> <th>dB</th> <th>dBuV</th> <th>dB/m</th> <th>dB</th> <th>cm</th> </tr> </thead> <tbody> <tr> <td>1 2478.00</td> <td>95.59</td> <td>74.00</td> <td>21.59</td> <td>90.50</td> <td>33.54</td> <td>5.45</td> <td>33.90</td> </tr> <tr> <td></td> <td></td> <td></td> <td></td> <td></td> <td></td> <td>309</td> <td>265 PEAK</td> </tr> </tbody> </table>	Limit	Read	Ant	Cable	Preamp	APos	TPos	Remark	Freq	Level	Line	Margin	Level	Factor	Loss Factor		MHz	dBuV/m	dBuV/m	dB	dBuV	dB/m	dB	cm	1 2478.00	95.59	74.00	21.59	90.50	33.54	5.45	33.90							309	265 PEAK
	Limit	Read	Ant	Cable	Preamp	APos	TPos	Remark																																																																										
Freq	Level	Line	Margin	Level	Factor	Loss Factor																																																																												
MHz	dBuV/m	dBuV/m	dB	dBuV	dB/m	dB	cm																																																																											
1 2483.70	50.28	74.00	-23.72	45.16	33.56	5.46	33.90																																																																											
						309	265 PEAK																																																																											
Limit	Read	Ant	Cable	Preamp	APos	TPos	Remark																																																																											
Freq	Level	Line	Margin	Level	Factor	Loss Factor																																																																												
MHz	dBuV/m	dBuV/m	dB	dBuV	dB/m	dB	cm																																																																											
1 2478.00	95.59	74.00	21.59	90.50	33.54	5.45	33.90																																																																											
						309	265 PEAK																																																																											
Avg	<p style="text-align: right;">Date: 2023-08-17</p> <table border="1"> <thead> <tr> <th>Limit</th> <th>Read</th> <th>Ant</th> <th>Cable</th> <th>Preamp</th> <th>APos</th> <th>TPos</th> <th>Remark</th> </tr> <tr> <th>Freq</th> <th>Level</th> <th>Line</th> <th>Margin</th> <th>Level</th> <th>Factor</th> <th>Loss Factor</th> <th></th> </tr> <tr> <th>MHz</th> <th>dBuV/m</th> <th>dBuV/m</th> <th>dB</th> <th>dBuV</th> <th>dB/m</th> <th>dB</th> <th>cm</th> </tr> </thead> <tbody> <tr> <td>1 2483.83</td> <td>39.72</td> <td>54.00</td> <td>-14.28</td> <td>34.60</td> <td>33.56</td> <td>5.46</td> <td>33.90</td> </tr> <tr> <td></td> <td></td> <td></td> <td></td> <td></td> <td></td> <td>309</td> <td>265 AVERAGE</td> </tr> </tbody> </table>	Limit	Read	Ant	Cable	Preamp	APos	TPos	Remark	Freq	Level	Line	Margin	Level	Factor	Loss Factor		MHz	dBuV/m	dBuV/m	dB	dBuV	dB/m	dB	cm	1 2483.83	39.72	54.00	-14.28	34.60	33.56	5.46	33.90							309	265 AVERAGE	<p style="text-align: right;">Date: 2023-08-17</p> <table border="1"> <thead> <tr> <th>Limit</th> <th>Read</th> <th>Ant</th> <th>Cable</th> <th>Preamp</th> <th>APos</th> <th>TPos</th> <th>Remark</th> </tr> <tr> <th>Freq</th> <th>Level</th> <th>Line</th> <th>Margin</th> <th>Level</th> <th>Factor</th> <th>Loss Factor</th> <th></th> </tr> <tr> <th>MHz</th> <th>dBuV/m</th> <th>dBuV/m</th> <th>dB</th> <th>dBuV</th> <th>dB/m</th> <th>dB</th> <th>cm</th> </tr> </thead> <tbody> <tr> <td>1 2478.00</td> <td>93.56</td> <td>54.00</td> <td>39.56</td> <td>88.47</td> <td>33.54</td> <td>5.45</td> <td>33.90</td> </tr> <tr> <td></td> <td></td> <td></td> <td></td> <td></td> <td></td> <td>309</td> <td>265 AVERAGE</td> </tr> </tbody> </table>	Limit	Read	Ant	Cable	Preamp	APos	TPos	Remark	Freq	Level	Line	Margin	Level	Factor	Loss Factor		MHz	dBuV/m	dBuV/m	dB	dBuV	dB/m	dB	cm	1 2478.00	93.56	54.00	39.56	88.47	33.54	5.45	33.90							309	265 AVERAGE
	Limit	Read	Ant	Cable	Preamp	APos	TPos	Remark																																																																										
Freq	Level	Line	Margin	Level	Factor	Loss Factor																																																																												
MHz	dBuV/m	dBuV/m	dB	dBuV	dB/m	dB	cm																																																																											
1 2483.83	39.72	54.00	-14.28	34.60	33.56	5.46	33.90																																																																											
						309	265 AVERAGE																																																																											
Limit	Read	Ant	Cable	Preamp	APos	TPos	Remark																																																																											
Freq	Level	Line	Margin	Level	Factor	Loss Factor																																																																												
MHz	dBuV/m	dBuV/m	dB	dBuV	dB/m	dB	cm																																																																											
1 2478.00	93.56	54.00	39.56	88.47	33.54	5.45	33.90																																																																											
						309	265 AVERAGE																																																																											



Mode	6																																																																			
	Harmonic																																																																			
	2400-2483.5_Bluetooth-LE_CH38_2478MHz																																																																			
ANT	9																																																																			
Pol.	Horizontal	Vertical																																																																		
Peak Avg	<p>Limit Read Ant Cable Preamp APos TPos Freq Level Line Margin Level Factor Loss Factor Remark</p> <table border="1"> <thead> <tr> <th>MHz</th> <th>dBuV/m</th> <th>dBuV/m</th> <th>dB</th> <th>dBuV</th> <th>dB/m</th> <th>dB</th> <th>dB</th> <th>cm</th> <th>deg</th> <th>Remark</th> </tr> </thead> <tbody> <tr> <td>1 4956.00</td> <td>44.46</td> <td>74.00</td> <td>-29.54</td> <td>51.33</td> <td>36.17</td> <td>8.48</td> <td>51.52</td> <td>---</td> <td>---</td> <td>Peak</td> </tr> <tr> <td>2 7434.00</td> <td>44.76</td> <td>74.00</td> <td>-29.24</td> <td>49.83</td> <td>35.95</td> <td>10.17</td> <td>51.19</td> <td>---</td> <td>---</td> <td>Peak</td> </tr> </tbody> </table>	MHz	dBuV/m	dBuV/m	dB	dBuV	dB/m	dB	dB	cm	deg	Remark	1 4956.00	44.46	74.00	-29.54	51.33	36.17	8.48	51.52	---	---	Peak	2 7434.00	44.76	74.00	-29.24	49.83	35.95	10.17	51.19	---	---	Peak	<p>Limit Read Ant Cable Preamp APos TPos Freq Level Line Margin Level Factor Loss Factor Remark</p> <table border="1"> <thead> <tr> <th>MHz</th> <th>dBuV/m</th> <th>dBuV/m</th> <th>dB</th> <th>dBuV</th> <th>dB/m</th> <th>dB</th> <th>dB</th> <th>cm</th> <th>deg</th> <th>Remark</th> </tr> </thead> <tbody> <tr> <td>1 4956.00</td> <td>44.09</td> <td>74.00</td> <td>-29.91</td> <td>50.96</td> <td>36.17</td> <td>8.48</td> <td>51.52</td> <td>---</td> <td>---</td> <td>Peak</td> </tr> <tr> <td>2 7434.00</td> <td>43.83</td> <td>74.00</td> <td>-30.17</td> <td>48.90</td> <td>35.95</td> <td>10.17</td> <td>51.19</td> <td>---</td> <td>---</td> <td>Peak</td> </tr> </tbody> </table>	MHz	dBuV/m	dBuV/m	dB	dBuV	dB/m	dB	dB	cm	deg	Remark	1 4956.00	44.09	74.00	-29.91	50.96	36.17	8.48	51.52	---	---	Peak	2 7434.00	43.83	74.00	-30.17	48.90	35.95	10.17	51.19	---	---	Peak
	MHz	dBuV/m	dBuV/m	dB	dBuV	dB/m	dB	dB	cm	deg	Remark																																																									
1 4956.00	44.46	74.00	-29.54	51.33	36.17	8.48	51.52	---	---	Peak																																																										
2 7434.00	44.76	74.00	-29.24	49.83	35.95	10.17	51.19	---	---	Peak																																																										
MHz	dBuV/m	dBuV/m	dB	dBuV	dB/m	dB	dB	cm	deg	Remark																																																										
1 4956.00	44.09	74.00	-29.91	50.96	36.17	8.48	51.52	---	---	Peak																																																										
2 7434.00	43.83	74.00	-30.17	48.90	35.95	10.17	51.19	---	---	Peak																																																										



Mode	6																																																																																																																																																																									
	LF																																																																																																																																																																									
	2400-2483.5_Bluetooth-LE_CH38_2478MHz																																																																																																																																																																									
ANT	9																																																																																																																																																																									
Pol.	Horizontal	Vertical																																																																																																																																																																								
QP/ Peak	<p>Date: 2023-08-18</p> <table border="1"> <thead> <tr> <th>Peak</th> <th>Freq (MHz)</th> <th>Level (dBuV/m)</th> <th>Limit (dBuV/m)</th> <th>Margin (dB)</th> <th>Read Level (dBuV)</th> <th>Ant Factor (dB/m)</th> <th>Cable Loss (dB)</th> <th>Preamp Factor (dB)</th> <th>APos (cm)</th> <th>TPos (deg)</th> <th>Remark</th> </tr> </thead> <tbody> <tr><td>1</td><td>30.00</td><td>25.20</td><td>40.00</td><td>-14.80</td><td>31.37</td><td>25.20</td><td>0.53</td><td>31.90</td><td>---</td><td>---</td><td>Peak</td></tr> <tr><td>2</td><td>135.73</td><td>20.47</td><td>43.50</td><td>-23.03</td><td>33.09</td><td>17.70</td><td>1.19</td><td>31.51</td><td>---</td><td>---</td><td>Peak</td></tr> <tr><td>3</td><td>297.72</td><td>29.45</td><td>46.00</td><td>-16.55</td><td>39.50</td><td>19.26</td><td>1.79</td><td>31.10</td><td>---</td><td>---</td><td>Peak</td></tr> <tr><td>4</td><td>368.53</td><td>29.07</td><td>46.00</td><td>-16.93</td><td>37.28</td><td>20.80</td><td>2.02</td><td>31.03</td><td>---</td><td>---</td><td>Peak</td></tr> <tr><td>5</td><td>666.32</td><td>29.66</td><td>46.00</td><td>-16.34</td><td>31.50</td><td>26.40</td><td>2.69</td><td>30.93</td><td>---</td><td>---</td><td>Peak</td></tr> <tr><td>6</td><td>903.00</td><td>32.50</td><td>46.00</td><td>-13.50</td><td>31.22</td><td>29.20</td><td>3.16</td><td>31.08</td><td>---</td><td>---</td><td>Peak</td></tr> </tbody> </table>	Peak	Freq (MHz)	Level (dBuV/m)	Limit (dBuV/m)	Margin (dB)	Read Level (dBuV)	Ant Factor (dB/m)	Cable Loss (dB)	Preamp Factor (dB)	APos (cm)	TPos (deg)	Remark	1	30.00	25.20	40.00	-14.80	31.37	25.20	0.53	31.90	---	---	Peak	2	135.73	20.47	43.50	-23.03	33.09	17.70	1.19	31.51	---	---	Peak	3	297.72	29.45	46.00	-16.55	39.50	19.26	1.79	31.10	---	---	Peak	4	368.53	29.07	46.00	-16.93	37.28	20.80	2.02	31.03	---	---	Peak	5	666.32	29.66	46.00	-16.34	31.50	26.40	2.69	30.93	---	---	Peak	6	903.00	32.50	46.00	-13.50	31.22	29.20	3.16	31.08	---	---	Peak	<p>Date: 2023-08-18</p> <table border="1"> <thead> <tr> <th>Peak</th> <th>Freq (MHz)</th> <th>Level (dBuV/m)</th> <th>Limit (dBuV/m)</th> <th>Margin (dB)</th> <th>Read Level (dBuV)</th> <th>Ant Factor (dB/m)</th> <th>Cable Loss (dB)</th> <th>Preamp Factor (dB)</th> <th>APos (cm)</th> <th>TPos (deg)</th> <th>Remark</th> </tr> </thead> <tbody> <tr><td>1</td><td>30.00</td><td>26.55</td><td>40.00</td><td>-13.45</td><td>32.72</td><td>25.20</td><td>0.53</td><td>31.90</td><td>---</td><td>---</td><td>Peak</td></tr> <tr><td>2</td><td>46.49</td><td>20.65</td><td>40.00</td><td>-19.35</td><td>35.20</td><td>16.30</td><td>0.67</td><td>31.52</td><td>---</td><td>---</td><td>Peak</td></tr> <tr><td>3</td><td>227.88</td><td>22.94</td><td>46.00</td><td>-23.06</td><td>36.63</td><td>16.00</td><td>1.55</td><td>31.24</td><td>---</td><td>---</td><td>Peak</td></tr> <tr><td>4</td><td>294.81</td><td>25.36</td><td>46.00</td><td>-20.64</td><td>35.48</td><td>19.20</td><td>1.79</td><td>31.11</td><td>---</td><td>---</td><td>Peak</td></tr> <tr><td>5</td><td>396.66</td><td>28.29</td><td>46.00</td><td>-17.71</td><td>35.32</td><td>21.88</td><td>2.09</td><td>31.00</td><td>---</td><td>---</td><td>Peak</td></tr> <tr><td>6</td><td>930.16</td><td>32.38</td><td>46.00</td><td>-13.62</td><td>30.30</td><td>29.80</td><td>3.20</td><td>30.92</td><td>---</td><td>---</td><td>Peak</td></tr> </tbody> </table>	Peak	Freq (MHz)	Level (dBuV/m)	Limit (dBuV/m)	Margin (dB)	Read Level (dBuV)	Ant Factor (dB/m)	Cable Loss (dB)	Preamp Factor (dB)	APos (cm)	TPos (deg)	Remark	1	30.00	26.55	40.00	-13.45	32.72	25.20	0.53	31.90	---	---	Peak	2	46.49	20.65	40.00	-19.35	35.20	16.30	0.67	31.52	---	---	Peak	3	227.88	22.94	46.00	-23.06	36.63	16.00	1.55	31.24	---	---	Peak	4	294.81	25.36	46.00	-20.64	35.48	19.20	1.79	31.11	---	---	Peak	5	396.66	28.29	46.00	-17.71	35.32	21.88	2.09	31.00	---	---	Peak	6	930.16	32.38	46.00	-13.62	30.30	29.80	3.20	30.92	---	---	Peak
	Peak	Freq (MHz)	Level (dBuV/m)	Limit (dBuV/m)	Margin (dB)	Read Level (dBuV)	Ant Factor (dB/m)	Cable Loss (dB)	Preamp Factor (dB)	APos (cm)	TPos (deg)	Remark																																																																																																																																																														
1	30.00	25.20	40.00	-14.80	31.37	25.20	0.53	31.90	---	---	Peak																																																																																																																																																															
2	135.73	20.47	43.50	-23.03	33.09	17.70	1.19	31.51	---	---	Peak																																																																																																																																																															
3	297.72	29.45	46.00	-16.55	39.50	19.26	1.79	31.10	---	---	Peak																																																																																																																																																															
4	368.53	29.07	46.00	-16.93	37.28	20.80	2.02	31.03	---	---	Peak																																																																																																																																																															
5	666.32	29.66	46.00	-16.34	31.50	26.40	2.69	30.93	---	---	Peak																																																																																																																																																															
6	903.00	32.50	46.00	-13.50	31.22	29.20	3.16	31.08	---	---	Peak																																																																																																																																																															
Peak	Freq (MHz)	Level (dBuV/m)	Limit (dBuV/m)	Margin (dB)	Read Level (dBuV)	Ant Factor (dB/m)	Cable Loss (dB)	Preamp Factor (dB)	APos (cm)	TPos (deg)	Remark																																																																																																																																																															
1	30.00	26.55	40.00	-13.45	32.72	25.20	0.53	31.90	---	---	Peak																																																																																																																																																															
2	46.49	20.65	40.00	-19.35	35.20	16.30	0.67	31.52	---	---	Peak																																																																																																																																																															
3	227.88	22.94	46.00	-23.06	36.63	16.00	1.55	31.24	---	---	Peak																																																																																																																																																															
4	294.81	25.36	46.00	-20.64	35.48	19.20	1.79	31.11	---	---	Peak																																																																																																																																																															
5	396.66	28.29	46.00	-17.71	35.32	21.88	2.09	31.00	---	---	Peak																																																																																																																																																															
6	930.16	32.38	46.00	-13.62	30.30	29.80	3.20	30.92	---	---	Peak																																																																																																																																																															



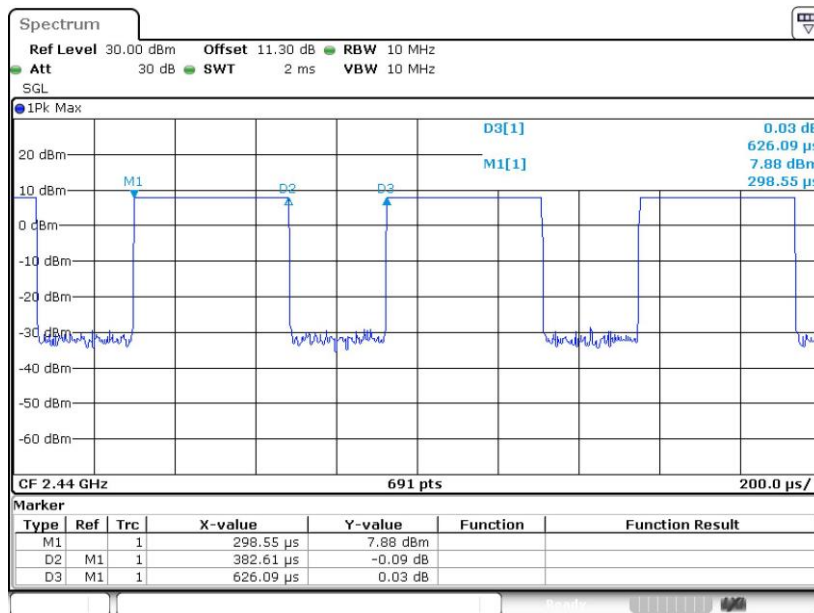
Mode	7																																																																																																																																																																									
	LF																																																																																																																																																																									
	2400-2483.5_Bluetooth-LE_CH38_2478MHz																																																																																																																																																																									
ANT	9																																																																																																																																																																									
Pol.	Horizontal	Vertical																																																																																																																																																																								
QP/ Peak	<p>Date: 2023-08-18</p> <table border="1"> <thead> <tr> <th>Peak</th> <th>Freq (MHz)</th> <th>Level (dBuV/m)</th> <th>Limit (dBuV/m)</th> <th>Margin (dB)</th> <th>Read Level (dBuV)</th> <th>Ant Factor (dB/m)</th> <th>Cable Loss (dB)</th> <th>Preamp Factor (dB)</th> <th>APos (cm)</th> <th>TPos (deg)</th> <th>Remark</th> </tr> </thead> <tbody> <tr><td>1</td><td>30.00</td><td>25.20</td><td>40.00</td><td>-14.80</td><td>31.37</td><td>25.20</td><td>0.53</td><td>31.90</td><td>---</td><td>---</td><td>Peak</td></tr> <tr><td>2</td><td>135.73</td><td>20.47</td><td>43.50</td><td>-23.03</td><td>33.09</td><td>17.70</td><td>1.19</td><td>31.51</td><td>---</td><td>---</td><td>Peak</td></tr> <tr><td>3</td><td>297.72</td><td>29.45</td><td>46.00</td><td>-16.55</td><td>39.50</td><td>19.26</td><td>1.79</td><td>31.10</td><td>---</td><td>---</td><td>Peak</td></tr> <tr><td>4</td><td>368.53</td><td>29.07</td><td>46.00</td><td>-16.93</td><td>37.28</td><td>20.80</td><td>2.02</td><td>31.03</td><td>---</td><td>---</td><td>Peak</td></tr> <tr><td>5</td><td>666.32</td><td>29.66</td><td>46.00</td><td>-16.34</td><td>31.50</td><td>26.40</td><td>2.69</td><td>30.93</td><td>---</td><td>---</td><td>Peak</td></tr> <tr><td>6</td><td>903.00</td><td>32.50</td><td>46.00</td><td>-13.50</td><td>31.22</td><td>29.20</td><td>3.16</td><td>31.08</td><td>---</td><td>---</td><td>Peak</td></tr> </tbody> </table>	Peak	Freq (MHz)	Level (dBuV/m)	Limit (dBuV/m)	Margin (dB)	Read Level (dBuV)	Ant Factor (dB/m)	Cable Loss (dB)	Preamp Factor (dB)	APos (cm)	TPos (deg)	Remark	1	30.00	25.20	40.00	-14.80	31.37	25.20	0.53	31.90	---	---	Peak	2	135.73	20.47	43.50	-23.03	33.09	17.70	1.19	31.51	---	---	Peak	3	297.72	29.45	46.00	-16.55	39.50	19.26	1.79	31.10	---	---	Peak	4	368.53	29.07	46.00	-16.93	37.28	20.80	2.02	31.03	---	---	Peak	5	666.32	29.66	46.00	-16.34	31.50	26.40	2.69	30.93	---	---	Peak	6	903.00	32.50	46.00	-13.50	31.22	29.20	3.16	31.08	---	---	Peak	<p>Date: 2023-08-18</p> <table border="1"> <thead> <tr> <th>Peak</th> <th>Freq (MHz)</th> <th>Level (dBuV/m)</th> <th>Limit (dBuV/m)</th> <th>Margin (dB)</th> <th>Read Level (dBuV)</th> <th>Ant Factor (dB/m)</th> <th>Cable Loss (dB)</th> <th>Preamp Factor (dB)</th> <th>APos (cm)</th> <th>TPos (deg)</th> <th>Remark</th> </tr> </thead> <tbody> <tr><td>1</td><td>30.00</td><td>26.55</td><td>40.00</td><td>-13.45</td><td>32.72</td><td>25.20</td><td>0.53</td><td>31.90</td><td>---</td><td>---</td><td>Peak</td></tr> <tr><td>2</td><td>46.49</td><td>20.65</td><td>40.00</td><td>-19.35</td><td>35.20</td><td>16.30</td><td>0.67</td><td>31.52</td><td>---</td><td>---</td><td>Peak</td></tr> <tr><td>3</td><td>227.88</td><td>22.94</td><td>46.00</td><td>-23.06</td><td>36.63</td><td>16.00</td><td>1.55</td><td>31.24</td><td>---</td><td>---</td><td>Peak</td></tr> <tr><td>4</td><td>294.81</td><td>25.36</td><td>46.00</td><td>-20.64</td><td>35.48</td><td>19.20</td><td>1.79</td><td>31.11</td><td>---</td><td>---</td><td>Peak</td></tr> <tr><td>5</td><td>396.66</td><td>28.29</td><td>46.00</td><td>-17.71</td><td>35.32</td><td>21.88</td><td>2.09</td><td>31.00</td><td>---</td><td>---</td><td>Peak</td></tr> <tr><td>6</td><td>930.16</td><td>32.38</td><td>46.00</td><td>-13.62</td><td>30.30</td><td>29.80</td><td>3.20</td><td>30.92</td><td>---</td><td>---</td><td>Peak</td></tr> </tbody> </table>	Peak	Freq (MHz)	Level (dBuV/m)	Limit (dBuV/m)	Margin (dB)	Read Level (dBuV)	Ant Factor (dB/m)	Cable Loss (dB)	Preamp Factor (dB)	APos (cm)	TPos (deg)	Remark	1	30.00	26.55	40.00	-13.45	32.72	25.20	0.53	31.90	---	---	Peak	2	46.49	20.65	40.00	-19.35	35.20	16.30	0.67	31.52	---	---	Peak	3	227.88	22.94	46.00	-23.06	36.63	16.00	1.55	31.24	---	---	Peak	4	294.81	25.36	46.00	-20.64	35.48	19.20	1.79	31.11	---	---	Peak	5	396.66	28.29	46.00	-17.71	35.32	21.88	2.09	31.00	---	---	Peak	6	930.16	32.38	46.00	-13.62	30.30	29.80	3.20	30.92	---	---	Peak
	Peak	Freq (MHz)	Level (dBuV/m)	Limit (dBuV/m)	Margin (dB)	Read Level (dBuV)	Ant Factor (dB/m)	Cable Loss (dB)	Preamp Factor (dB)	APos (cm)	TPos (deg)	Remark																																																																																																																																																														
1	30.00	25.20	40.00	-14.80	31.37	25.20	0.53	31.90	---	---	Peak																																																																																																																																																															
2	135.73	20.47	43.50	-23.03	33.09	17.70	1.19	31.51	---	---	Peak																																																																																																																																																															
3	297.72	29.45	46.00	-16.55	39.50	19.26	1.79	31.10	---	---	Peak																																																																																																																																																															
4	368.53	29.07	46.00	-16.93	37.28	20.80	2.02	31.03	---	---	Peak																																																																																																																																																															
5	666.32	29.66	46.00	-16.34	31.50	26.40	2.69	30.93	---	---	Peak																																																																																																																																																															
6	903.00	32.50	46.00	-13.50	31.22	29.20	3.16	31.08	---	---	Peak																																																																																																																																																															
Peak	Freq (MHz)	Level (dBuV/m)	Limit (dBuV/m)	Margin (dB)	Read Level (dBuV)	Ant Factor (dB/m)	Cable Loss (dB)	Preamp Factor (dB)	APos (cm)	TPos (deg)	Remark																																																																																																																																																															
1	30.00	26.55	40.00	-13.45	32.72	25.20	0.53	31.90	---	---	Peak																																																																																																																																																															
2	46.49	20.65	40.00	-19.35	35.20	16.30	0.67	31.52	---	---	Peak																																																																																																																																																															
3	227.88	22.94	46.00	-23.06	36.63	16.00	1.55	31.24	---	---	Peak																																																																																																																																																															
4	294.81	25.36	46.00	-20.64	35.48	19.20	1.79	31.11	---	---	Peak																																																																																																																																																															
5	396.66	28.29	46.00	-17.71	35.32	21.88	2.09	31.00	---	---	Peak																																																																																																																																																															
6	930.16	32.38	46.00	-13.62	30.30	29.80	3.20	30.92	---	---	Peak																																																																																																																																																															



Appendix D. Duty Cycle Plots

Band	Duty Cycle(%)	T(ms)	1/T(kHz)	VBW Setting
Bluetooth LE 1Mbps	61.11	0.383	2.614	3KHz
Bluetooth LE 2Mbps	31.71	0.199	5.037	10KHZ

Bluetooth LE 1Mbps





Bluetooth LE 2Mbps

