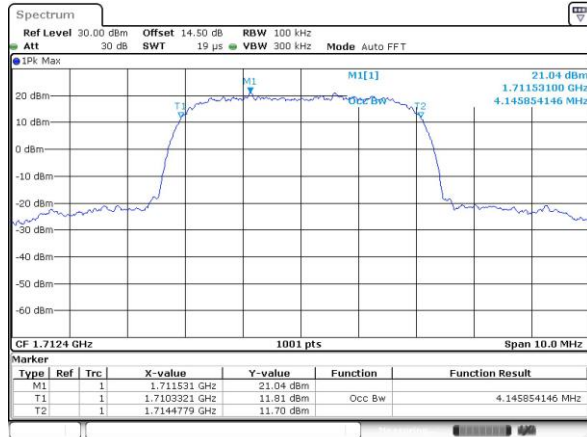


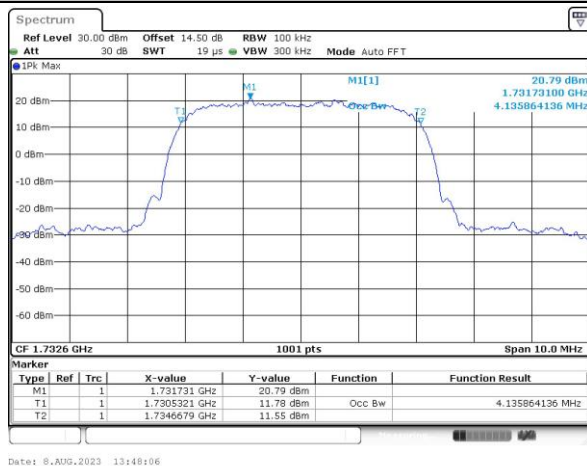


WCDMA Band IV (RMC 12.2Kbps)

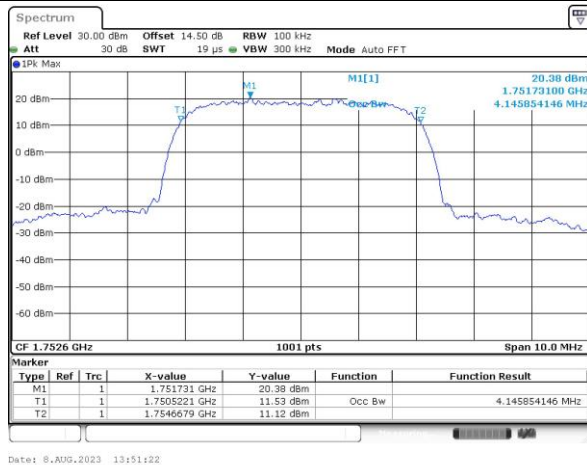
Lowest Channel



Middle Channel



Highest Channel

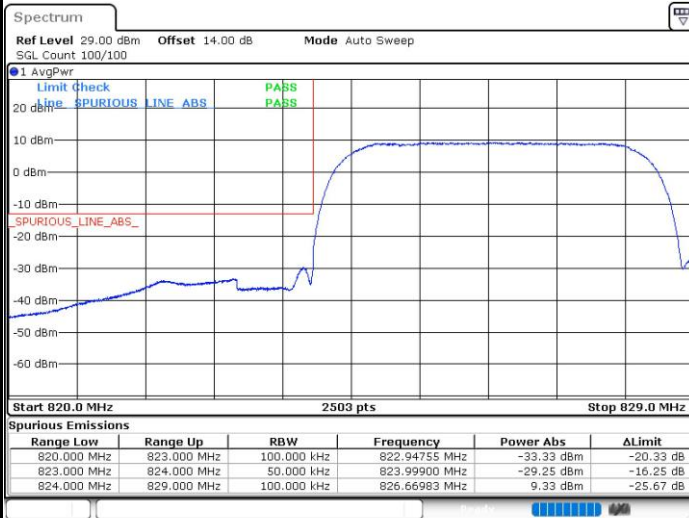




Conducted Band Edge

WCDMA Band V (RMC 12.2Kbps)

Lowest Band Edge

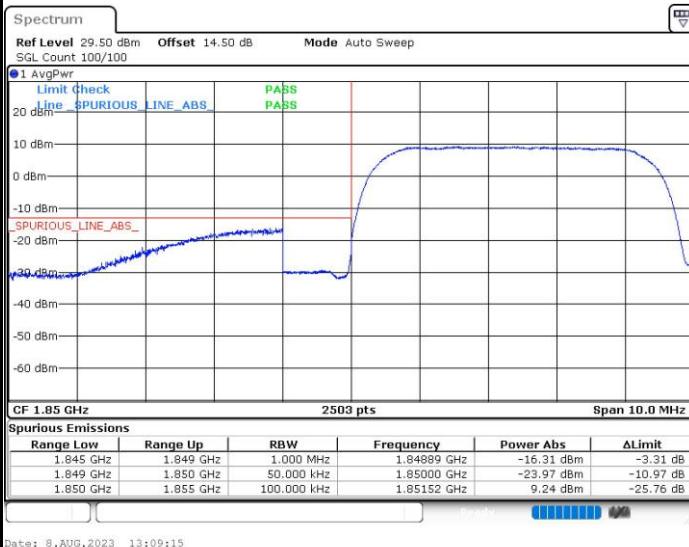


Highest Band Edge

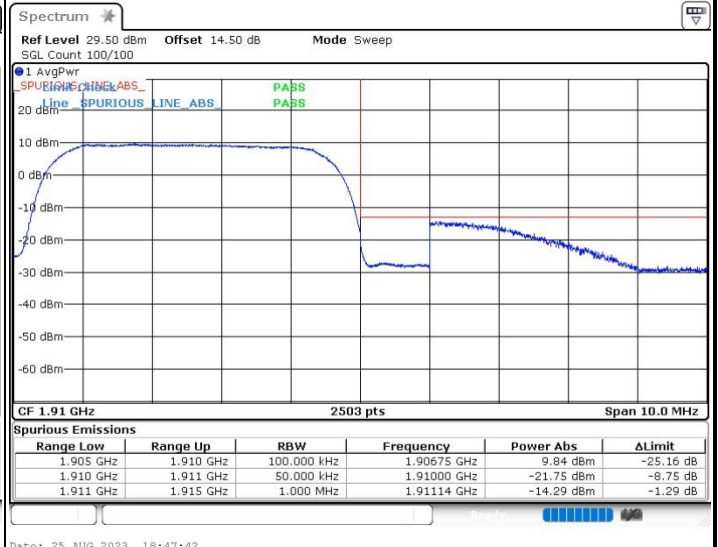


WCDMA Band II (RMC 12.2Kbps)

Lowest Band Edge



Highest Band Edge





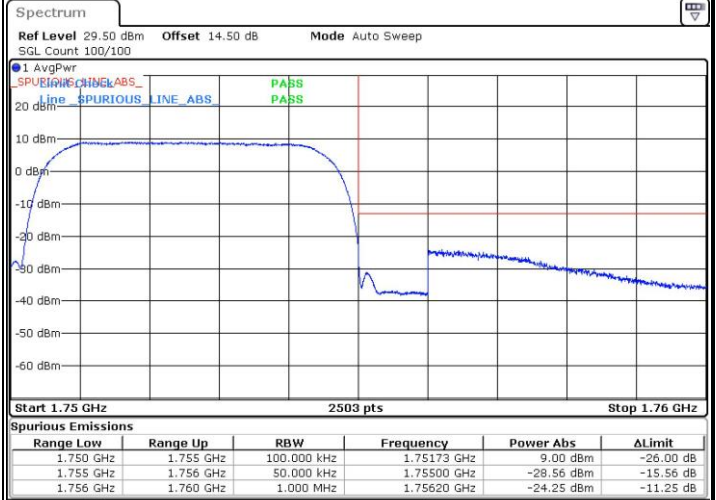
WCDMA Band IV (RMC 12.2Kbps)

Lowest Band Edge

Highest Band Edge



Date: 8.AUG.2023 13:45:34



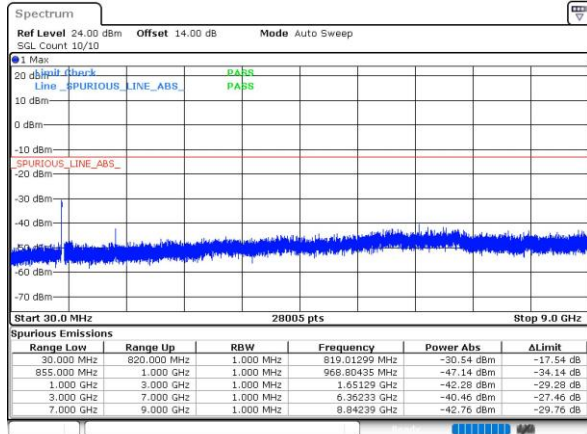
Date: 8.AUG.2023 13:52:22



Conducted Spurious Emission

WCDMA Band V (RMC 12.2Kbps)

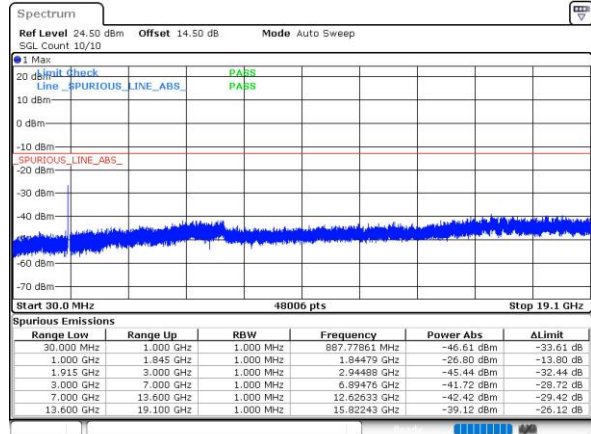
Lowest Channel



Date: 8.AUG.2023 11:45:24

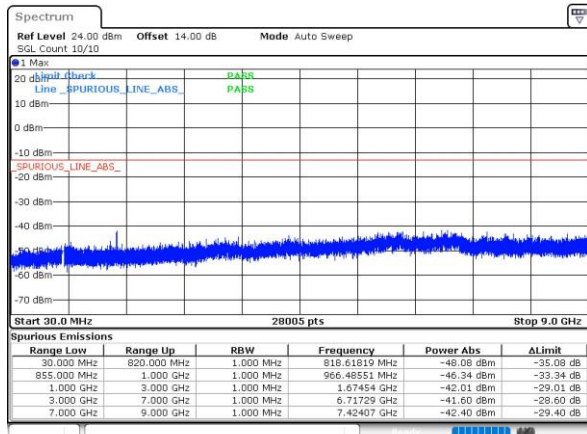
WCDMA Band II (RMC 12.2Kbps)

Lowest Channel



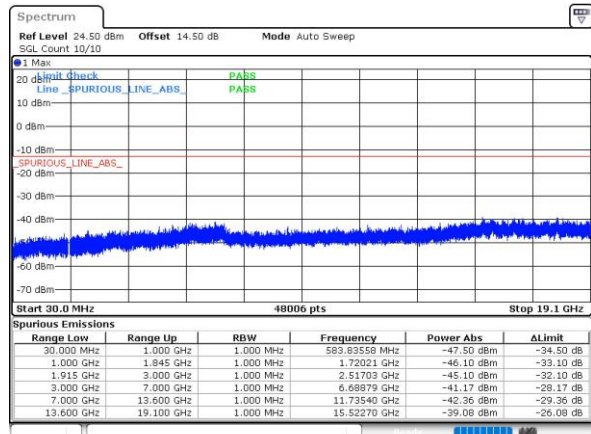
Date: 8.AUG.2023 13:10:09

Middle Channel



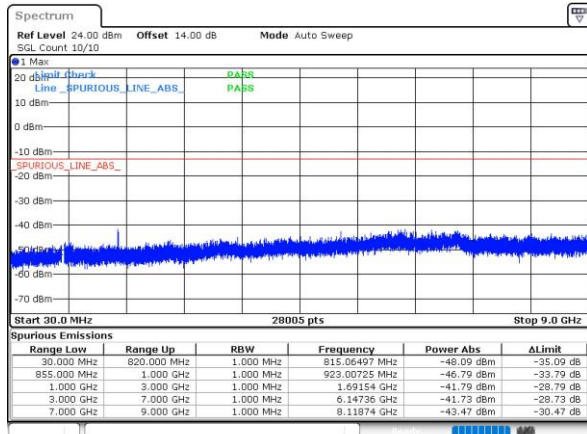
Date: 8.AUG.2023 11:59:08

Middle Channel



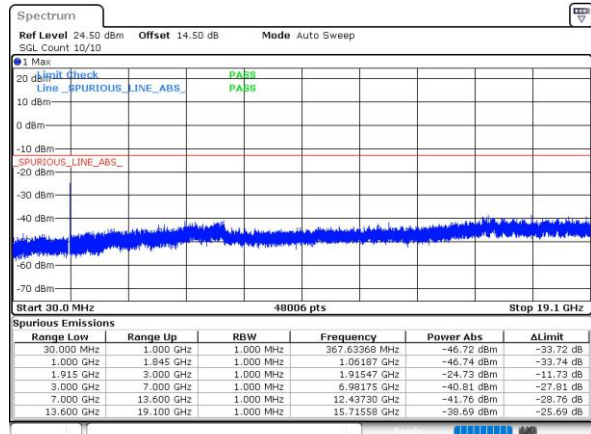
Date: 8.AUG.2023 13:15:49

Highest Channel



Date: 8.AUG.2023 11:34:24

Highest Channel

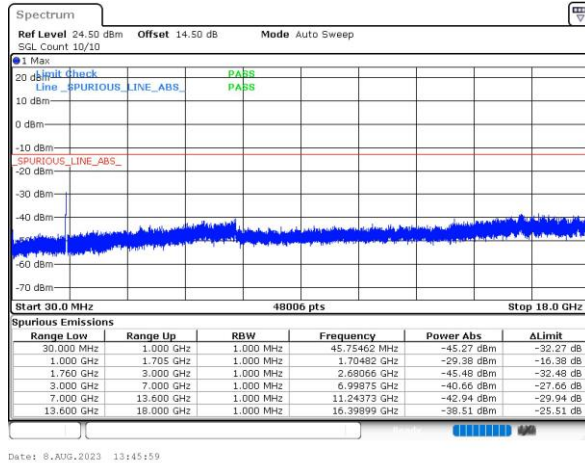


Date: 8.AUG.2023 13:29:34

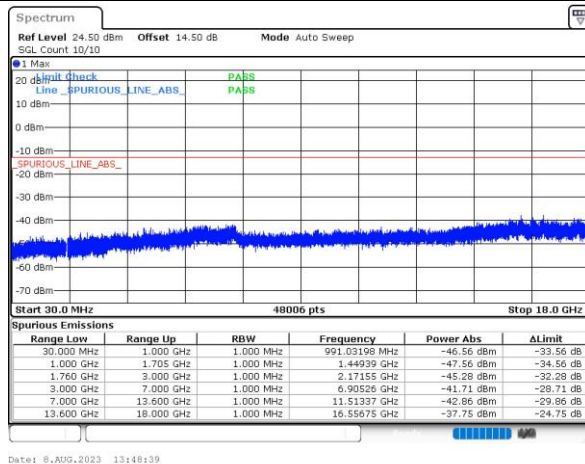


WCDMA Band IV (RMC 12.2Kbps)

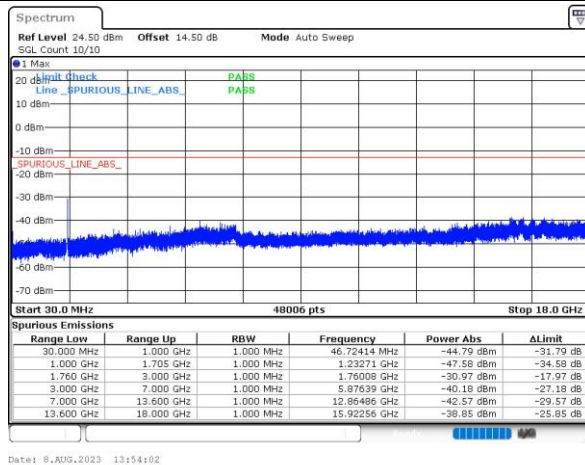
Lowest Channel



Middle Channel



Highest Channel



**Frequency Stability**

Test Conditions	Middle Channel	WCDMA Band V (RMC 12.2KbpsRMC 12.2Kbps)	Limit 2.5ppm
Temperature (°C)	Voltage (Volt)	Deviation (ppm)	Result
50	Normal Voltage	0.0005	PASS
40	Normal Voltage	0.0016	
30	Normal Voltage	0.0014	
20(Ref.)	Normal Voltage	0.0000	
10	Normal Voltage	0.0006	
0	Normal Voltage	0.0002	
-10	Normal Voltage	0.0007	
-20	Normal Voltage	0.0002	
-30	Normal Voltage	0.0011	
20	Maximum Voltage	0.0001	
20	Normal Voltage	0.0000	
20	Battery End Point	0.0016	

Test Conditions	Middle Channel	WCDMA Band II (RMC 12.2Kbps)	Limit Note 2.
Temperature (°C)	Voltage (Volt)	Deviation (ppm)	Result
50	Normal Voltage	0.0005	PASS
40	Normal Voltage	0.0068	
30	Normal Voltage	0.0020	
20(Ref.)	Normal Voltage	0.0000	
10	Normal Voltage	0.0105	
0	Normal Voltage	0.0010	
-10	Normal Voltage	0.0057	
-20	Normal Voltage	0.0041	
-30	Normal Voltage	0.0015	
20	Maximum Voltage	0.0087	
20	Normal Voltage	0.0000	
20	Battery End Point	0.0002	



Test Conditions	Middle Channel	WCDMA Band IV (RMC 12.2Kbps)	Limit Note 2.
Temperature (°C)	Voltage (Volt)	Deviation (ppm)	Result
50	Normal Voltage	0.0062	PASS
40	Normal Voltage	0.0461	
30	Normal Voltage	0.0271	
20(Ref.)	Normal Voltage	0.0000	
10	Normal Voltage	0.0026	
0	Normal Voltage	0.0365	
-10	Normal Voltage	0.0240	
-20	Normal Voltage	0.0274	
-30	Normal Voltage	0.0487	
20	Maximum Voltage	0.0361	
20	Normal Voltage	0.0000	
20	Battery End Point	0.0551	

Note:

1. Normal Voltage = 3.88 V. ; Battery End Point (BEP) = 3.6 V. ; Maximum Voltage =4.3 V
2. The frequency fundamental emissions stay within the authorized frequency block based on the frequency deviation measured is small.



Appendix B. Test Results of Radiated Test

Radiated Spurious Emission

Test Engineer :	HuaCong Liang	Temperature :	22~25°C
		Relative Humidity :	48~52%

RSE pre-scanned harmonic for different antennas, choose the worst antenna perform final test and record in the report.

GSM850 (GPRS 1 Tx slots) ANT0									
Channel	Frequency (MHz)	ERP (dBm)	Limit (dBm)	Over Limit (dB)	SPA Reading (dBm)	S.G. Power (dBm)	TX Cable loss (dB)	TX Antenna Gain (dBi)	Polarization (H/V)
Middle	1672.8	-54.62	-13	-41.62	-60.70	-57.87	4.00	9.40	H
	2509.2	-55.61	-13	-42.61	-65.76	-59.18	4.88	10.60	H
	3345.6	-63.88	-13	-50.88	-75.71	-68.81	5.52	12.60	H
	1672.8	-58.13	-13	-45.13	-63.93	-61.38	4.00	9.40	V
	2509.2	-49.69	-13	-36.69	-60.17	-53.26	4.88	10.60	V
	3345.6	-63.74	-13	-50.74	-75.95	-68.67	5.52	12.60	V

GSM850 (EDGE 1 Tx slots) ANT0									
Channel	Frequency (MHz)	ERP (dBm)	Limit (dBm)	Over Limit (dB)	SPA Reading (dBm)	S.G. Power (dBm)	TX Cable loss (dB)	TX Antenna Gain (dBi)	Polarization (H/V)
Middle	1672.8	-51.36	-13	-38.36	-57.44	-54.61	4.00	9.40	H
	2509.2	-53.65	-13	-40.65	-63.80	-57.22	4.88	10.60	H
	3345.6	-63.91	-13	-50.91	-75.74	-68.84	5.52	12.60	H
	1672.8	-52.73	-13	-39.73	-58.53	-55.98	4.00	9.40	V
	2509.2	-53.32	-13	-40.32	-63.80	-56.89	4.88	10.60	V
	3345.6	-63.76	-13	-50.76	-75.97	-68.69	5.52	12.60	V

GSM1900 (GPRS 1 Tx slots) ANT3									
Channel	Frequency (MHz)	EIRP (dBm)	Limit (dBm)	Over Limit (dB)	SPA Reading (dBm)	S.G. Power (dBm)	TX Cable loss (dB)	TX Antenna Gain (dBi)	Polarization (H/V)
Middle	3760	-62.28	-13	-49.28	-76.73	-69.03	5.85	12.60	H
	5640	-56.71	-13	-43.71	-73.59	-62.51	7.30	13.10	H
	7520	-56.97	-13	-43.97	-79.27	-60.12	8.35	11.50	H
	3760	-62.04	-13	-49.04	-76.67	-68.79	5.85	12.60	V
	5640	-58.94	-13	-45.94	-75.71	-64.74	7.30	13.10	V
	7520	-57.29	-13	-44.29	-79.47	-60.44	8.35	11.50	V



GSM1900 (EDGE 1 Tx slots) ANT3

Channel	Frequency (MHz)	EIRP (dBm)	Limit (dBm)	Over Limit (dB)	SPA Reading (dBm)	S.G. Power (dBm)	TX Cable loss (dB)	TX Antenna Gain (dBi)	Polarization (H/V)
Middle	3760	-62.33	-13	-49.33	-76.78	-69.08	5.85	12.60	H
	5640	-59.02	-13	-46.02	-75.90	-64.82	7.30	13.10	H
	7520	-57.09	-13	-44.09	-79.39	-60.24	8.35	11.50	H
	3760	-62.08	-13	-49.08	-76.71	-68.83	5.85	12.60	V
	5640	-59.21	-13	-46.21	-75.98	-65.01	7.30	13.10	V
	7520	-57.16	-13	-44.16	-79.34	-60.31	8.35	11.50	V

WCDMA Band V(RMC 12.2Kbps) ANT0

Channel	Frequency (MHz)	ERP (dBm)	Limit (dBm)	Over Limit (dB)	SPA Reading (dBm)	S.G. Power (dBm)	TX Cable loss (dB)	TX Antenna Gain (dBi)	Polarization (H/V)
Middle	1672.8	-67.46	-13	-54.46	-73.54	-70.71	4.00	9.40	H
	2509.2	-64.65	-13	-51.65	-74.80	-68.22	4.88	10.60	H
	3345.6	-63.91	-13	-50.91	-75.74	-68.84	5.52	12.60	H
	1672.8	-67.44	-13	-54.44	-73.24	-70.69	4.00	9.40	V
	2509.2	-64.60	-13	-51.60	-75.08	-68.17	4.88	10.60	V
	3345.6	-63.90	-13	-50.90	-76.11	-68.83	5.52	12.60	V

WCDMA Band II(RMC 12.2Kbps) ANT3

Channel	Frequency (MHz)	EIRP (dBm)	Limit (dBm)	Over Limit (dB)	SPA Reading (dBm)	S.G. Power (dBm)	TX Cable loss (dB)	TX Antenna Gain (dBi)	Polarization (H/V)
Middle	3760	-62.21	-13	-49.21	-76.66	-68.96	5.85	12.60	H
	5640	-59.05	-13	-46.05	-75.93	-64.85	7.30	13.10	H
	7520	-57.14	-13	-44.14	-79.44	-60.29	8.35	11.50	H
	3760	-62.19	-13	-49.19	-76.82	-68.94	5.85	12.60	V
	5640	-59.01	-13	-46.01	-75.78	-64.81	7.30	13.10	V
	7520	-57.02	-13	-44.02	-79.2	-60.17	8.35	11.50	V

WCDMA Band IV(RMC 12.2Kbps) ANT3

Channel	Frequency (MHz)	EIRP (dBm)	Limit (dBm)	Over Limit (dB)	SPA Reading (dBm)	S.G. Power (dBm)	TX Cable loss (dB)	TX Antenna Gain (dBi)	Polarization (H/V)
Middle	3465.2	-64.41	-13	-51.41	-76.95	-71.26	5.65	12.50	H
	5197.8	-61.74	-13	-48.74	-78.98	-67.41	7.13	12.80	H
	6930.4	-59.28	-13	-46.28	-79.81	-62.68	8.40	11.80	H
	3465.2	-63.74	-13	-50.74	-76.82	-70.59	5.65	12.50	V
	5197.8	-61.97	-13	-48.97	-79.16	-67.64	7.13	12.80	V
	6930.4	-58.92	-13	-45.92	-79.46	-62.32	8.40	11.80	V

Remark: Spurious emissions within 30-1000MHz were found more than 20dB below limit line.