

TEST REPORT

Applicant: Xiaomi Communications Co., Ltd.
Address: #019, 9th Floor, Building 6, 33 Xi'erqi Middle Road,
Haidian District, Beijing, China, 100085
Equipment Type: Mobile Phone
Model Name: 24115RA8EG
Brand Name: Redmi
FCC ID: 2AFZZRA8E
Test Standard: 47 CFR Part 96.47
Sample Arrival Date: Jul. 15, 2024
Test Date: Aug. 15, 2024 - Sep. 04, 2024
Date of Issue: Sep. 26, 2024

ISSUED BY:

Shenzhen BALUN Technology Co., Ltd.

Tested by: Jiamin Lu

Checked by: Wu Huihui

Approved by: Tolan Tu
(Testing Director)



Revision History		
Version	Issue Date	Revisions Content
<u>Rev. 01</u>	<u>Sep. 26, 2024</u>	<u>Initial Issue</u>

TABLE OF CONTENTS

1	GENERAL INFORMATION.....	3
1.1	Test Laboratory	3
1.2	Test Location.....	3
2	PRODUCT INFORMATION	4
2.1	Applicant Information.....	4
2.2	Manufacturer Information	4
2.3	General Description for Equipment under Test (EUT)	4
2.4	Technical Information	5
3	SUMMARY OF TEST RESULTS	5
3.1	Test Standards.....	5
3.2	Test Verdict.....	5
4	GENERAL TEST CONFIGURATIONS	6
4.1	Test Environments	6
4.2	Test Equipment List.....	6
4.3	Test Setup.....	6
5	TEST ITEMS	7
5.1	End user device additional requirements.....	7
ANNEX A	TEST RESULTS.....	8
ANNEX B	TEST SETUP PHOTOS	12

1 GENERAL INFORMATION

1.1 Test Laboratory

Name	Shenzhen BALUN Technology Co., Ltd.
Address	Block B, 1/F, Baisha Science and Technology Park, Shahe Xi Road, Nanshan District, Shenzhen, Guangdong Province, P. R. China
Phone Number	+86 755 6685 0100

1.2 Test Location

Name	Shenzhen BALUN Technology Co., Ltd.
Location	<input type="checkbox"/> Block B, 1/F, Baisha Science and Technology Park, Shahe Xi Road, Nanshan District, Shenzhen, Guangdong Province, P. R. China
	<input checked="" type="checkbox"/> 1/F, Building B, Ganghongji High-tech Intelligent Industrial Park, No. 1008, Songbai Road, Yangguang Community, Xili Sub-district, Nanshan District, Shenzhen, Guangdong Province, P. R. China
Accreditation Certificate	The laboratory is a testing organization accredited by FCC as a accredited testing laboratory. The designation number is CN1196.

2 PRODUCT INFORMATION

2.1 Applicant Information

Applicant	Xiaomi Communications Co., Ltd.
Address	#019, 9th Floor, Building 6, 33 Xi'erqi Middle Road, Haidian District, Beijing, China, 100085

2.2 Manufacturer Information

Manufacturer	Xiaomi Communications Co., Ltd.
Address	#019, 9th Floor, Building 6, 33 Xi'erqi Middle Road, Haidian District, Beijing, China, 100085

2.3 General Description for Equipment under Test (EUT)

EUT Name	Mobile Phone
Model Name Under Test	24115RA8EG
Series Model Name	N/A
Description of Model name differentiation	N/A
Hardware Version	N/A
Software Version	N/A
Dimensions (Approx.)	N/A
Weight (Approx.)	N/A
EUT ID	S20
IMEI Number	S20: IMEI1: 863541070053649, IMEI2: 863541070053656

2.4 Technical Information

The following is the technical information of the EUT tested frequency bands in this report.

Operating Bands		4G Network: TDD LTE Band48 5G Network: NR: SA n48	
Antenna Type		PIFA Antenna	
Product Type		End User Device	
Band	Power Class	Tx Frequency Range	Rx Frequency Range
LTE B48	3	3550 MHz ~ 3700 MHz	3550 MHz ~ 3700 MHz
NR n48	3	3550 MHz ~ 3700 MHz	3550 MHz ~ 3700 MHz
<p>Note 1: The EUT is a mobile phone, supporting dual SIM card slots under the same transceiver. Both SIM card slots support GSM, WCDMA, LTE and NR. And both SIM card slots share the same transceiver, so only SIM1 is tested in this report.</p>			

Note1: The EUT information provided by the applicant. For more detailed band specifications and features description, please refer to the manufacturer's specifications or user's manual.

3 SUMMARY OF TEST RESULTS

3.1 Test Standards

No.	Identity	Document Title
1	47 CFR Part 96	CITIZENS BROADBAND RADIO SERVICE

3.2 Test Verdict

No.	Test Description	FCC Part No.	Test Result	Test Verdict
1	End user device additional requirements.	96.47	ANNEX A.1	Pass

4 GENERAL TEST CONFIGURATIONS

4.1 Test Environments

During the measurement, the environmental conditions were within the listed ranges:

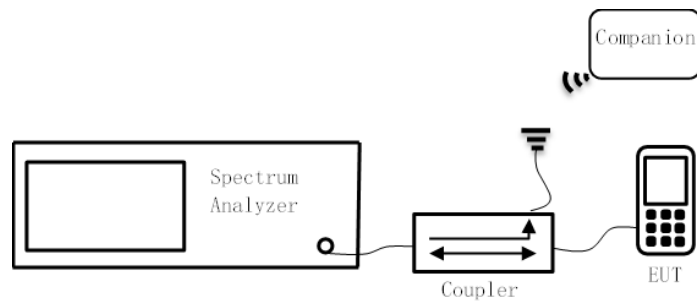
Relative Humidity	20% to 75%	
Atmospheric Pressure	98 kPa to 102 kPa	
Test Temperature of the EUT	NT (Normal Temperature)	15 °C to 35 °C

4.2 Test Equipment List

Description	Manufacturer	Model	Serial No.	Version	Cal. Date	Cal. Due
CBRS Test System						
Spectrum Analyzer	Agilent	E4440A	MY45304434	A.11.21	2024-06-20	2025-06-19
LTE Base Station	Baicells	mBS31001	120200024019APP0129	N/A	N/A	N/A
5G NR Base Station	Baicells	BSC7048A243	AP21RBAAN0300107	N/A	N/A	N/A

4.3 Test Setup

4.3.1 For Conducted Test



(Diagram 1)

5 TEST ITEMS

5.1 End user device additional requirements

5.1.1 Limit

FCC § 96.47

(a)End User Devices may operate only if they can positively receive and decode an authorization signal transmitted by a CBSD, including the frequencies and power limits for their operation.

(1)An End User Device must discontinue operations, change frequencies, or change its operational power level within 10 seconds of receiving instructions from its associated CBSD.

5.1.2 Test Setup

The section 4.3.1 (Diagram 1) test setup description was used for this test. The photo of test setup please refer to ANNEX B.

5.1.3 Test Procedure

Following procedure can be done by applying WINNF-TS-0122-V1.0.2 CBRS CBSD Test Specification, use the certified Ruckus CBSD (FCCID:2AG32MBS3100196N & FCC ID: 2AG32BSC7048A243) as companion device to show compliance with Part 96.47requirement for End User Device (EUD):

1. Setup with frequency 3605-3625MHz and power level 17dBm/MHz
2. Enable AP service from Ruckus Cloud management
3. Check EUD Tx Frequency and power
4. Disable AP service from Ruckus Cloud management
 - a. Check EUD stops transmission within 10seconds.
5. Setup with frequency 3670-3690MHz and power level 7dBm/MHz
6. Enable AP service from Ruckus Cloud management
7. Check EUD Tx Frequency and power
8. Disable AP service from Ruckus Cloud management
 - a. Check EUD stops transmission within 10seconds.

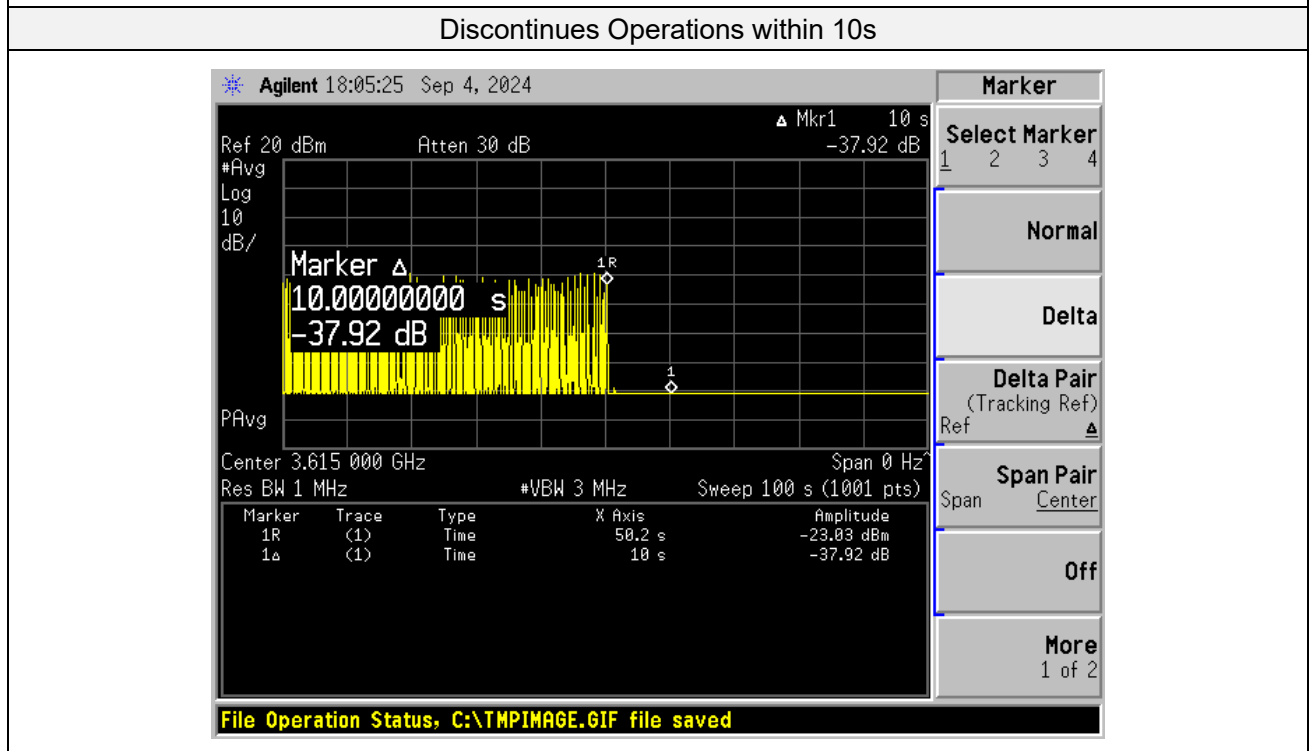
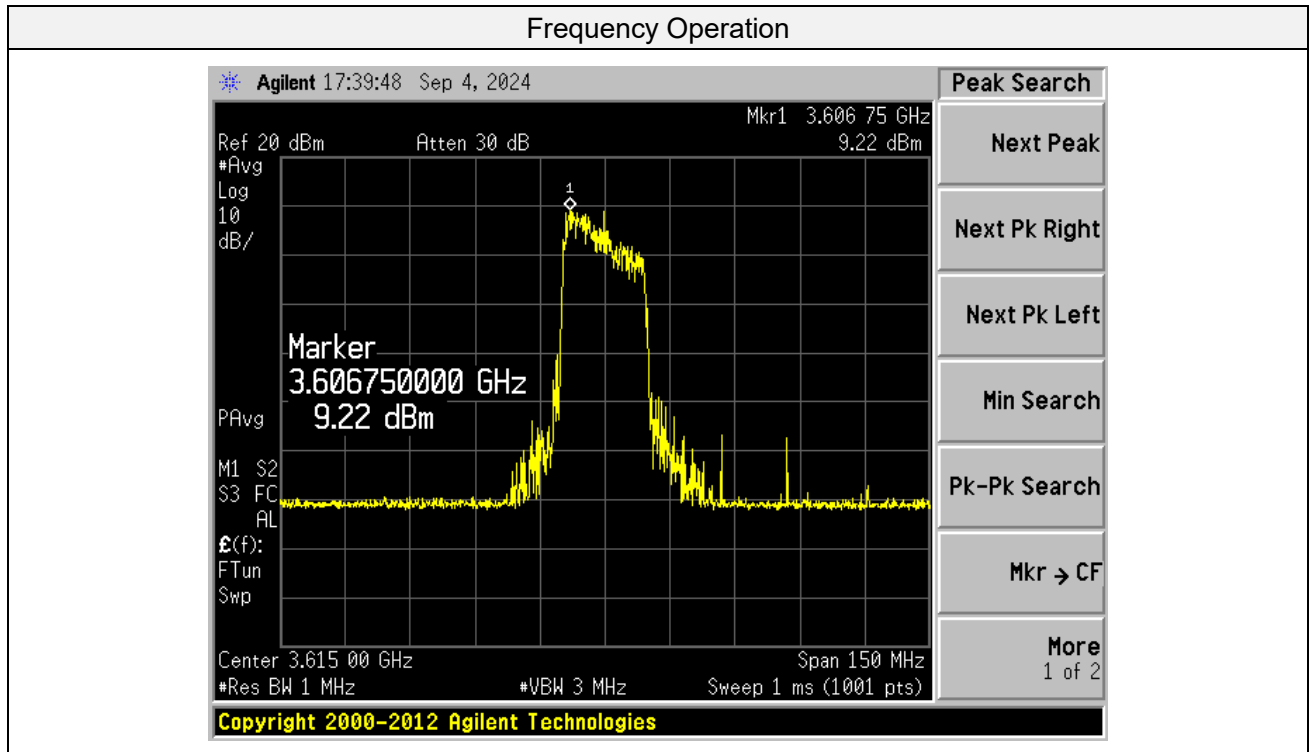
5.1.4 Test Result

Please refer to ANNEX A.1.

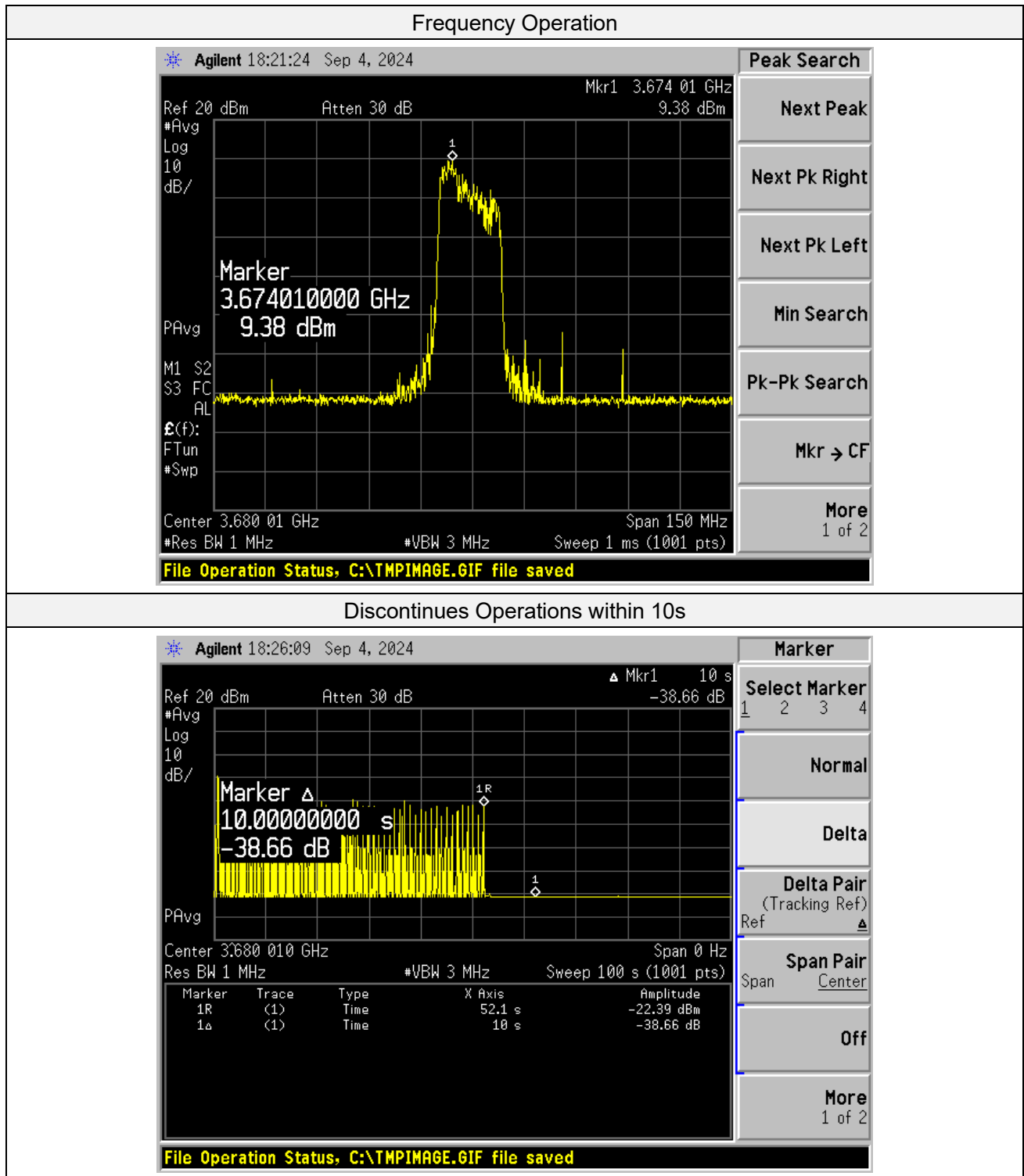
ANNEX A TEST RESULTS

A.1 End user device additional requirements

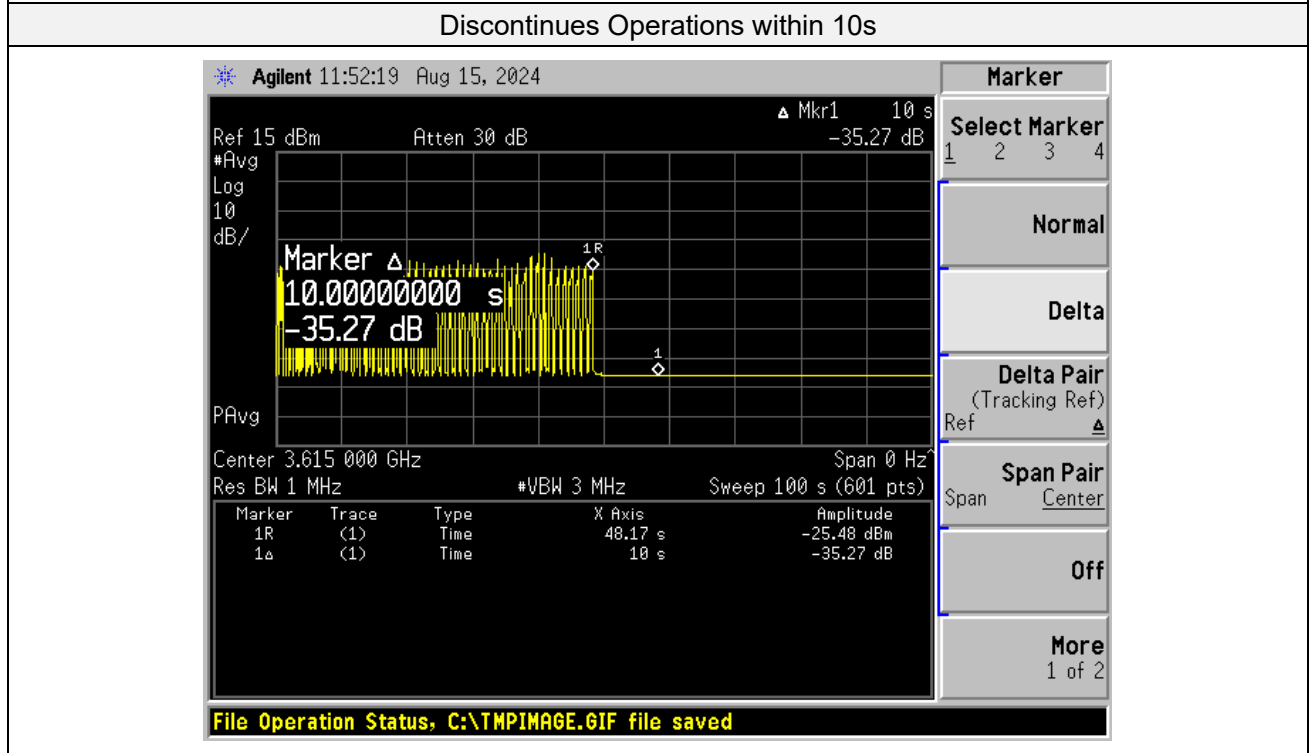
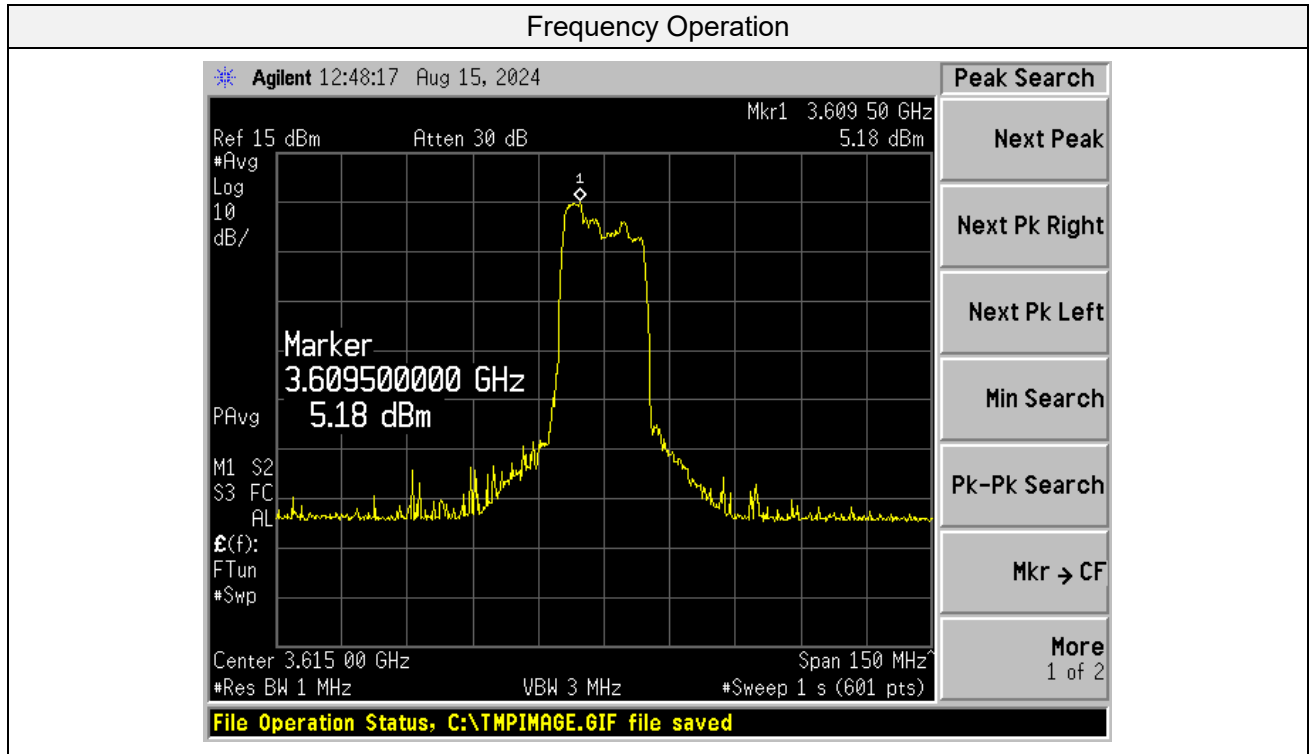
Test Band: CBSD transmit at frequency 3605-3625MHz and power level 17dBm/MHz of LTE B48



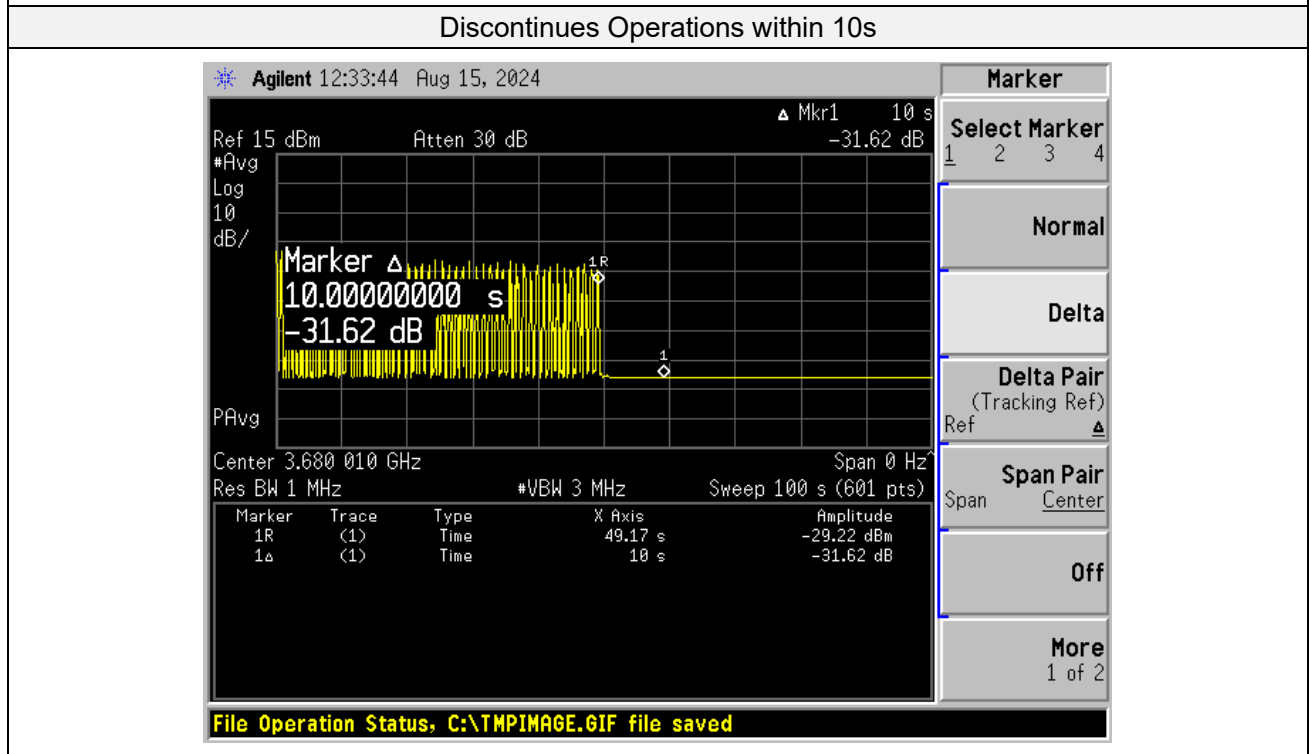
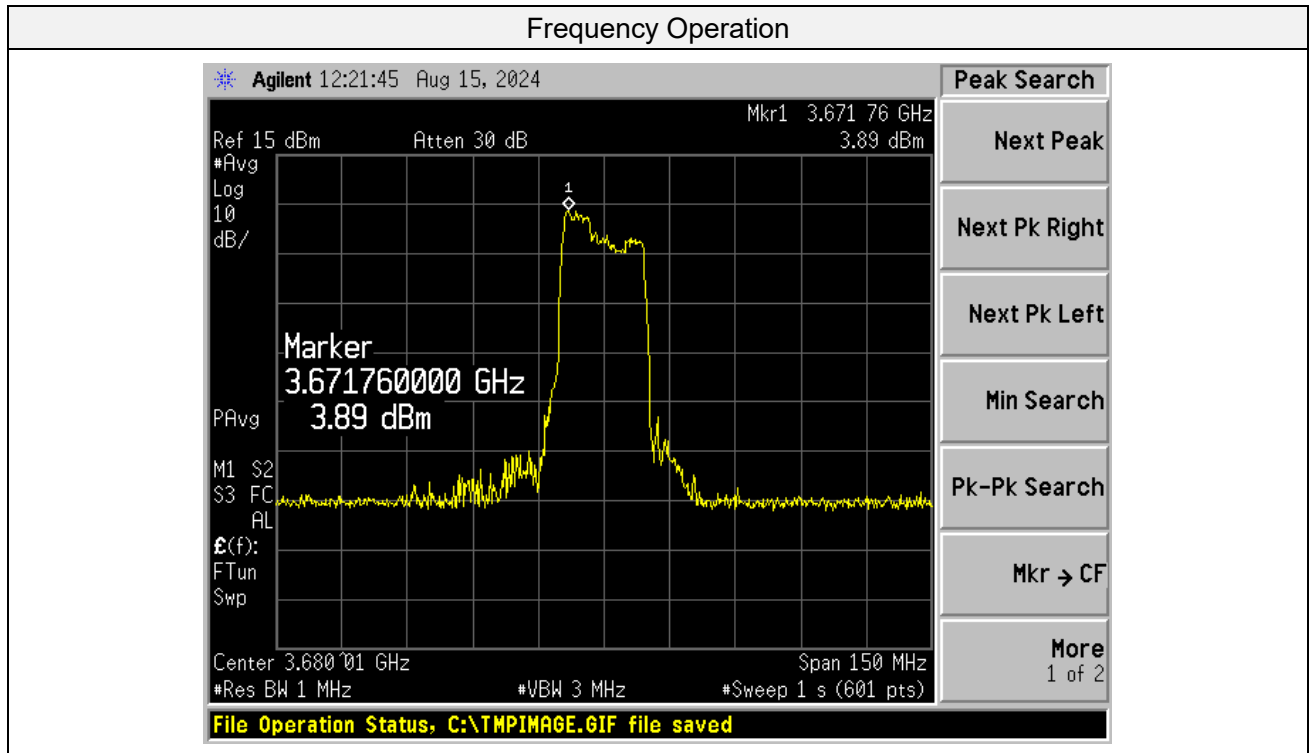
Test Band: CBSD transmit at frequency 3670-3690MHz and power level 7dBm/MHz LTE B48



Test Band: CBSD transmit at frequency 3605-3625MHz and power level 17dBm/MHz of n48



Test Band: CBSD transmit at frequency 3670-3690MHz and power level 7dBm/MHz of n48



ANNEX B TEST SETUP PHOTOS

Please refer to the document “BL-SZ2470686-AR.PDF”.

Statement

1. The laboratory guarantees the scientificity, accuracy and impartiality of the test, and is responsible for all the information in the report, except the information provided by the customer. The customer is responsible for the impact of the information provided on the validity of the results.
2. The report without China inspection body and laboratory Mandatory Approval (CMA) mark has no effect of proving to the society.
3. For the report with CNAS mark or A2LA mark, the items marked with "☆" are not within the accredited scope.
4. This report is invalid if it is altered, without the signature of the testing and approval personnel, or without the "inspection and testing dedicated stamp" or test report stamp.
5. The test data and results are only valid for the tested samples provided by the customer.
6. This report shall not be partially reproduced without the written permission of the laboratory.
7. Any objection shall be raised to the laboratory within 30 days after receiving the report.

--END OF REPORT--