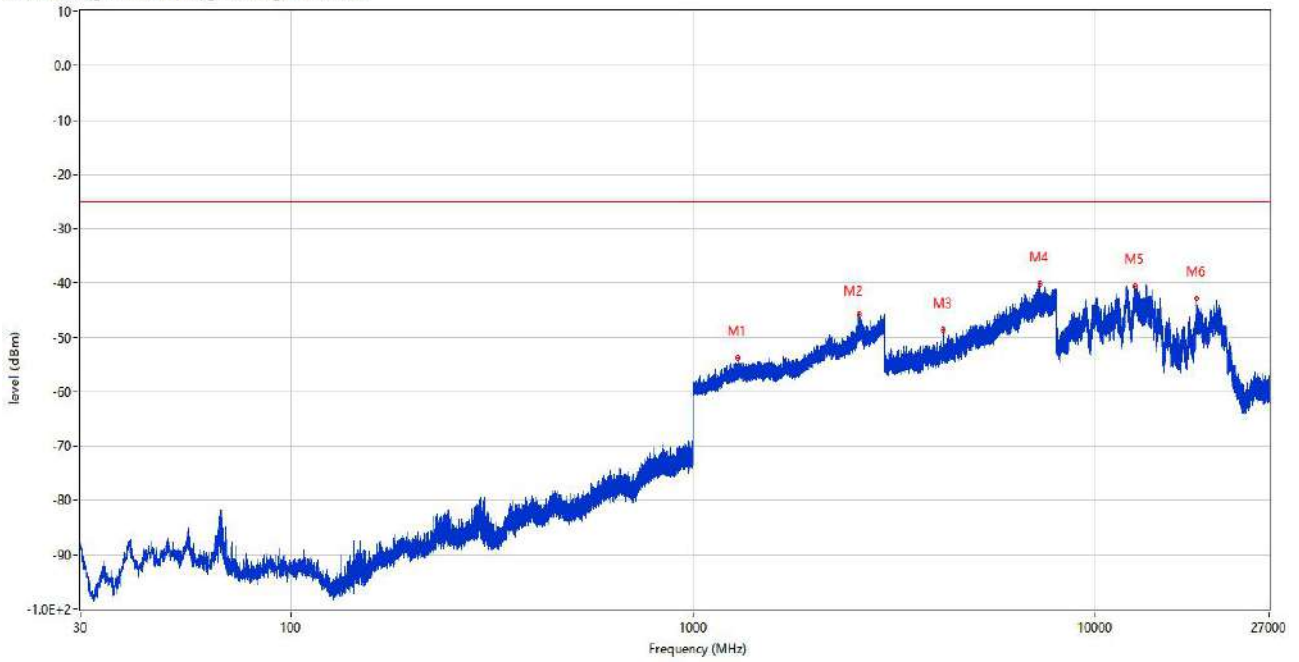
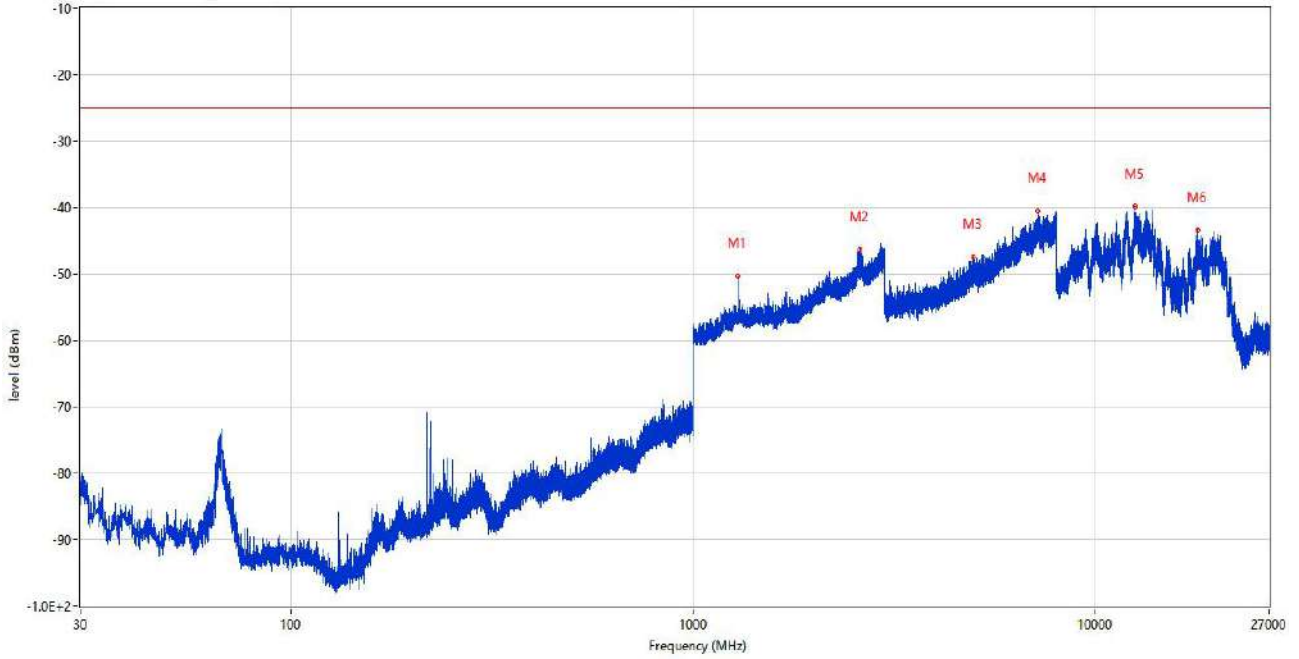


RSE(5G SA FCC_5G N38 & 41(mid)_2570-2620_30MHz-27GHz



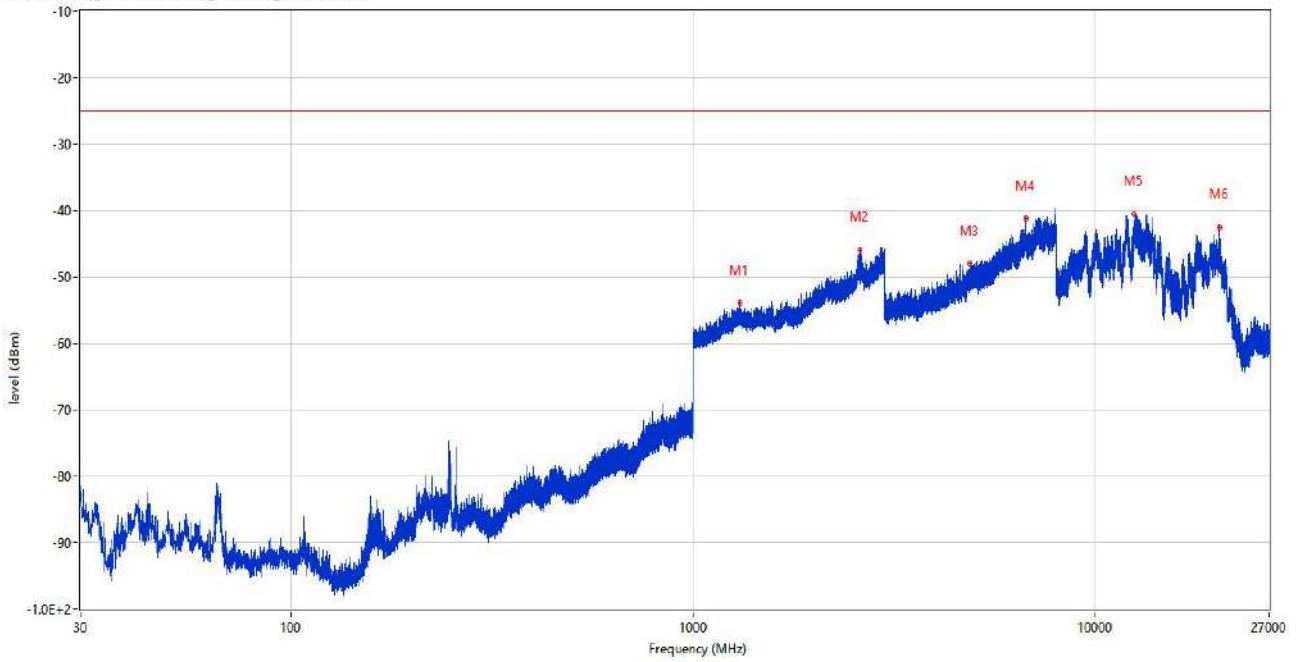
Frequency (MHz)	Result (dBm)	Factor (dB)	Limit (dBm)	Margin (dB)	Table (o)	ANT	EUT	Verdict
1289.000	-53.90	-1.17	-25.0	28.90	232.00	Horizontal	Vertical	Pass
2586.800	-45.69	7.37	-25.0	20.69	0.00	Horizontal	Vertical	N/A
4186.750	-48.61	7.13	-25.0	23.61	143.00	Horizontal	Vertical	Pass
7252.750	-40.09	14.77	-25.0	15.09	95.00	Horizontal	Vertical	Pass
12503.950	-40.55	14.66	-25.0	15.55	275.00	Horizontal	Vertical	Pass
17805.224	-42.92	13.06	-25.0	17.92	108.00	Horizontal	Vertical	Pass

RSE(5G SA FCC_5G N38 & 41(mid)_2570-2620_30MHz-27GHz



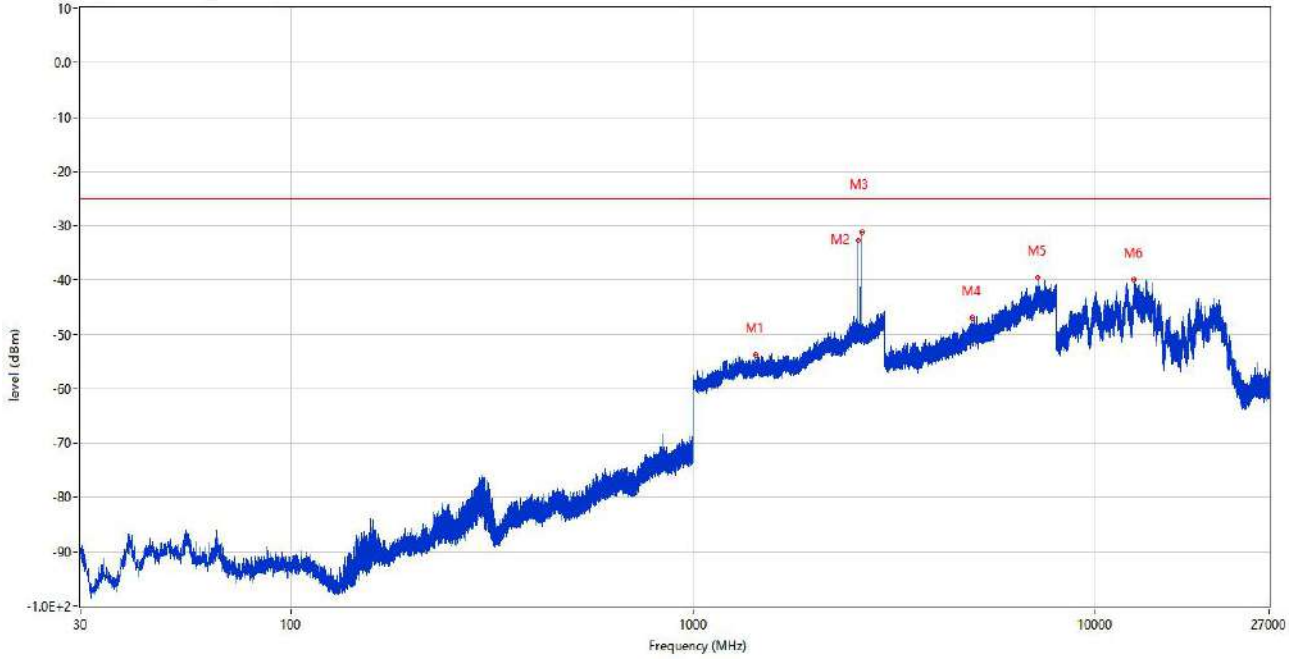
Frequency (MHz)	Result (dBm)	Factor (dB)	Limit (dBm)	Margin (dB)	Table (o)	ANT	EUT	Verdict
1291.500	-50.28	-1.19	-25.0	25.28	353.00	Vertical	Vertical	Pass
2598.800	-46.30	7.29	-25.0	21.30	315.00	Vertical	Vertical	N/A
4951.250	-47.42	8.34	-25.0	22.42	360.00	Vertical	Vertical	Pass
7184.250	-40.50	14.08	-25.0	15.50	360.00	Vertical	Vertical	Pass
12513.925	-39.85	14.50	-25.0	14.85	360.00	Vertical	Vertical	Pass
17940.677	-43.41	13.87	-25.0	18.41	181.00	Vertical	Vertical	Pass

RSE(5G SA FCC_5G N38 & 41(mid)_2570-2620_30MHz-27GHz



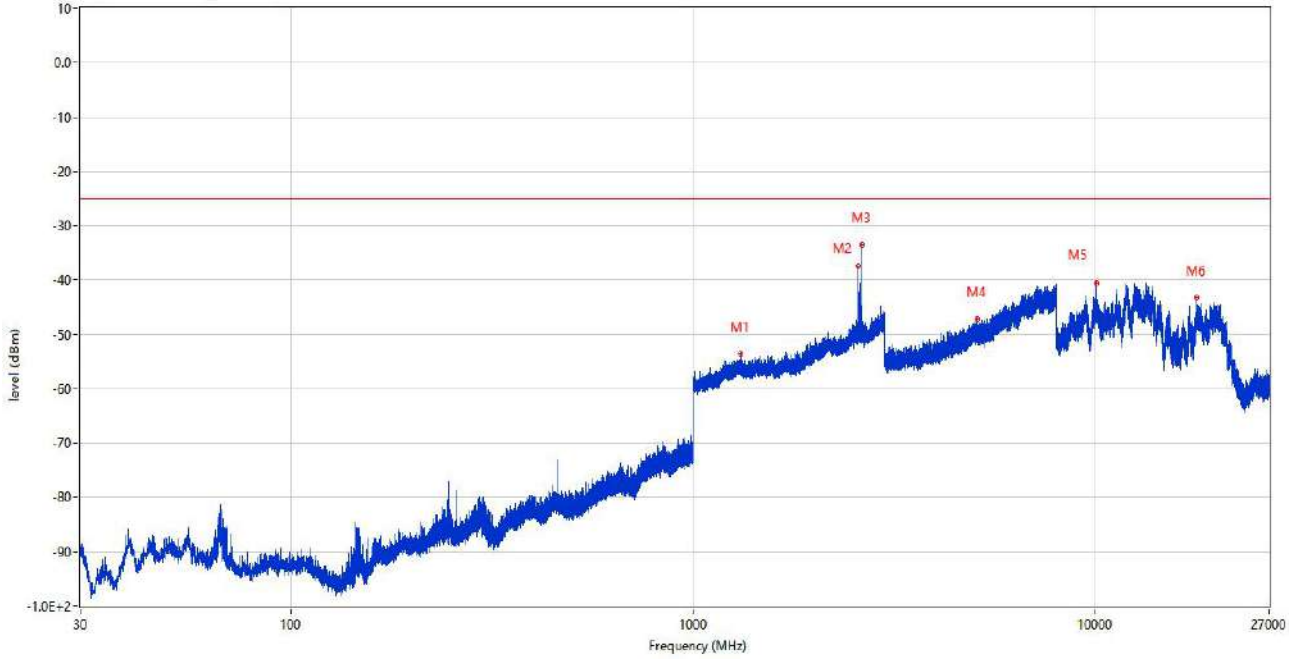
Frequency (MHz)	Result (dBm)	Factor (dB)	Limit (dBm)	Margin (dB)	Table (o)	ANT	EUT	Verdict
1308.100	-53.94	-0.77	-25.0	28.94	338.00	Vertical	Horizontal	Pass
2599.300	-45.88	7.28	-25.0	20.88	1.00	Vertical	Horizontal	N/A
4886.000	-48.02	8.23	-25.0	23.02	267.00	Vertical	Horizontal	Pass
6700.500	-41.19	13.07	-25.0	16.19	252.00	Vertical	Horizontal	Pass
12450.513	-40.48	14.27	-25.0	15.48	88.00	Vertical	Horizontal	Pass
20369.699	-42.49	12.97	-25.0	17.49	91.00	Vertical	Horizontal	Pass

RSE(5G SA FCC)_5G N38 & 41(mid)_2570-2620_30MHz-27GHz



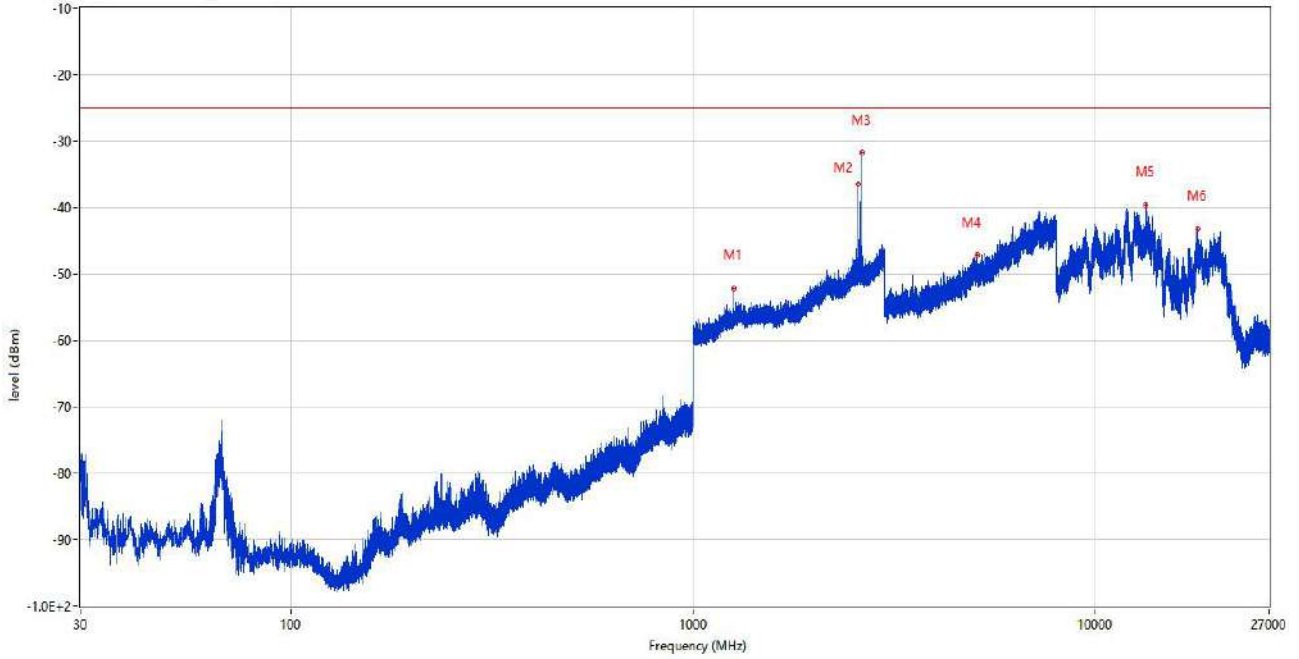
Frequency (MHz)	Result (dBm)	Factor (dB)	Limit (dBm)	Margin (dB)	Table (o)	ANT	EUT	Verdict
1429.600	-53.89	-1.52	-25.0	28.89	360.00	Horizontal	Horizontal	Pass
2565.200	-32.73	6.51	-25.0	7.73	117.00	Horizontal	Horizontal	N/A
2622.400	-31.20	5.69	-25.0	6.20	341.00	Horizontal	Horizontal	N/A
4931.750	-47.05	8.69	-25.0	22.05	278.00	Horizontal	Horizontal	Pass
7180.000	-39.47	14.16	-25.0	14.47	109.00	Horizontal	Horizontal	Pass
12486.138	-39.96	14.60	-25.0	14.96	284.00	Horizontal	Horizontal	Pass

RSE(5G SA FCC_5G N38 & 41(mid)_2570-2620_30MHz-27GHz



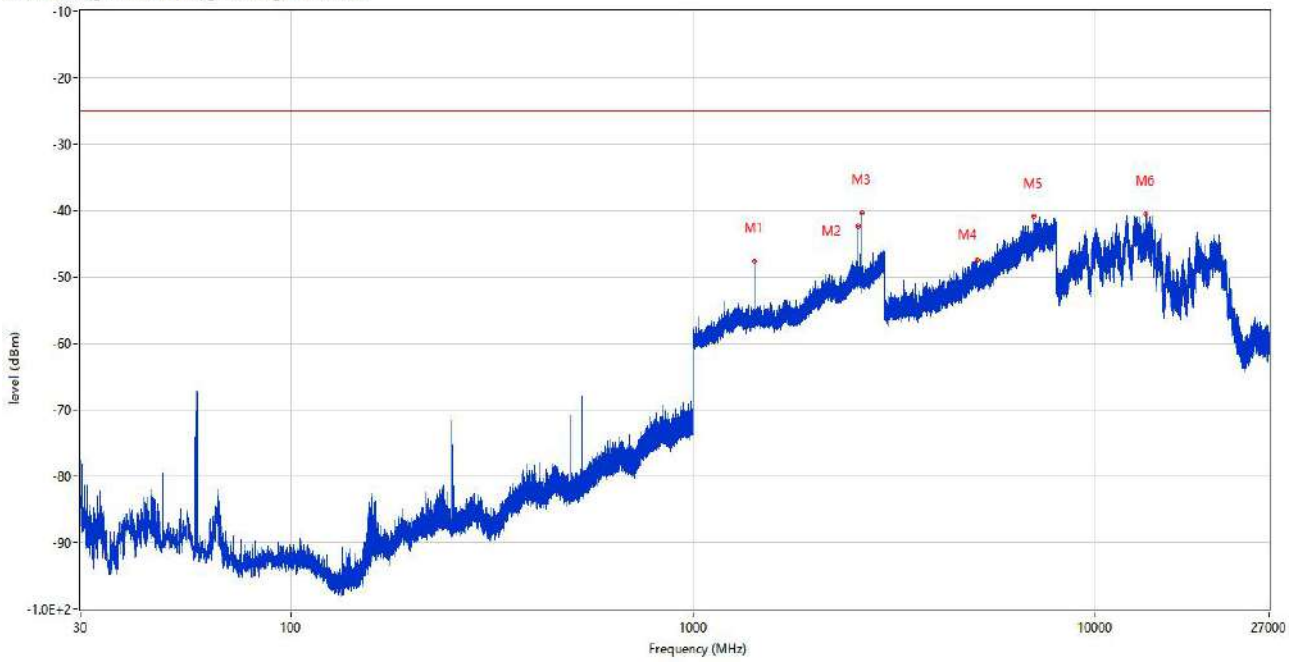
Frequency (MHz)	Result (dBm)	Factor (dB)	Limit (dBm)	Margin (dB)	Table (o)	ANT	EUT	Verdict
1316.700	-53.69	-0.96	-25.0	28.69	360.00	Horizontal	Vertical	Pass
2565.200	-37.48	6.51	-25.0	12.48	8.00	Horizontal	Vertical	N/A
2622.500	-33.53	5.68	-25.0	8.53	132.00	Horizontal	Vertical	N/A
5076.000	-47.23	9.55	-25.0	22.23	172.00	Horizontal	Vertical	Pass
10061.025	-40.50	12.92	-25.0	15.50	1.00	Horizontal	Vertical	Pass
17809.426	-43.30	12.94	-25.0	18.30	182.00	Horizontal	Vertical	Pass

RSE(5G SA FCC)_5G N38 & 41(mid)_2570-2620_30MHz-27GHz



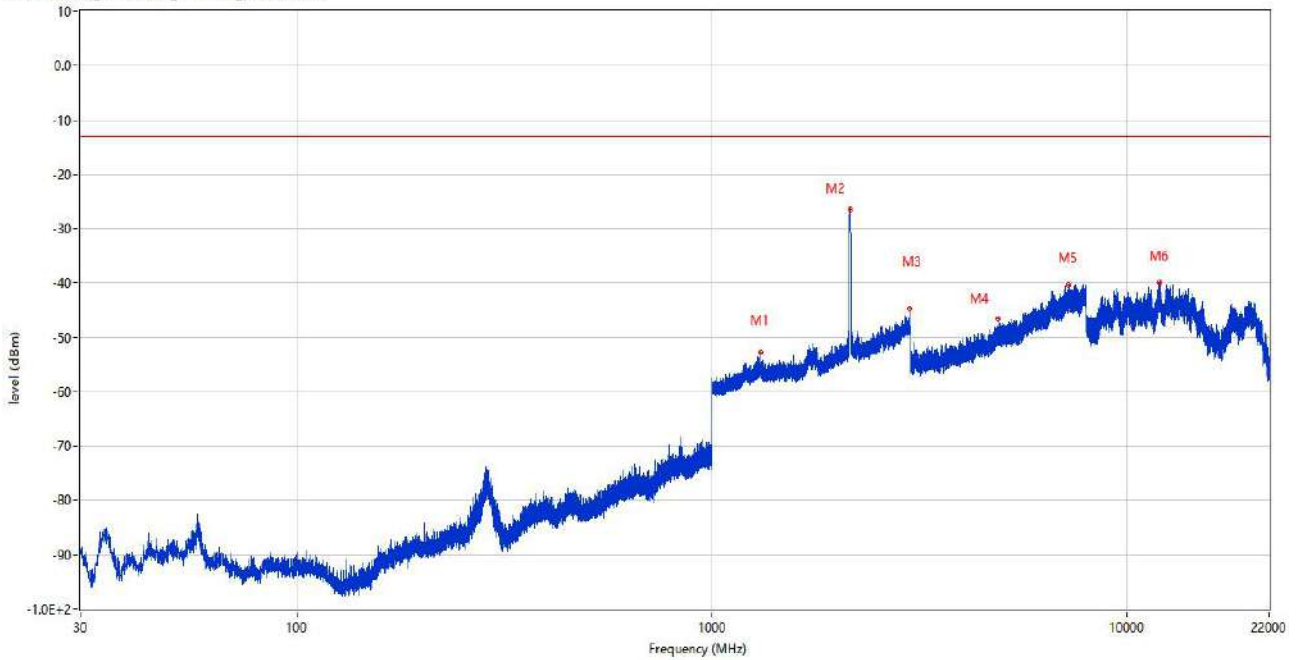
Frequency (MHz)	Result (dBm)	Factor (dB)	Limit (dBm)	Margin (dB)	Table (o)	ANT	EUT	Verdict
1259.800	-52.13	-1.51	-25.0	27.13	360.00	Vertical	Vertical	Pass
2565.200	-36.50	6.51	-25.0	11.50	71.00	Vertical	Vertical	N/A
2622.500	-31.77	5.68	-25.0	6.77	71.00	Vertical	Vertical	N/A
5068.000	-47.17	9.89	-25.0	22.17	341.00	Vertical	Vertical	Pass
13362.938	-39.71	16.66	-25.0	14.71	160.00	Vertical	Vertical	Pass
17960.624	-43.21	13.83	-25.0	18.21	160.00	Vertical	Vertical	Pass

RSE(5G SA FCC_5G N38 & 41(mid)_2570-2620_30MHz-27GHz



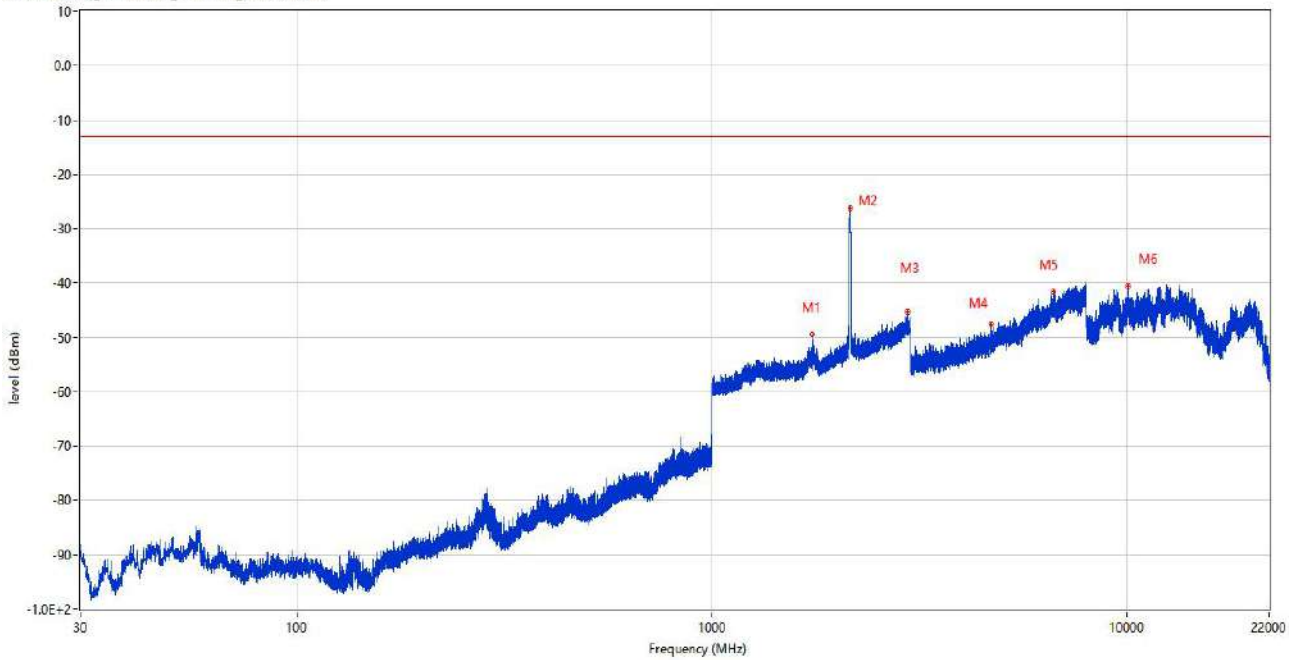
Frequency (MHz)	Result (dBm)	Factor (dB)	Limit (dBm)	Margin (dB)	Table (o)	ANT	EUT	Verdict
1425.400	-47.60	-1.32	-25.0	22.60	108.00	Vertical	Horizontal	Pass
2565.100	-42.43	6.51	-25.0	17.43	78.00	Vertical	Horizontal	N/A
2622.500	-40.33	5.68	-25.0	15.33	78.00	Vertical	Horizontal	N/A
5075.750	-47.46	9.58	-25.0	22.46	0.00	Vertical	Horizontal	Pass
7032.500	-40.91	13.18	-25.0	15.91	334.00	Vertical	Horizontal	Pass
13370.025	-40.47	16.73	-25.0	15.47	66.00	Vertical	Horizontal	Pass

RSE(5G SA FCC)_5G N4 & 66_1710-1785_30MHz-22GHz

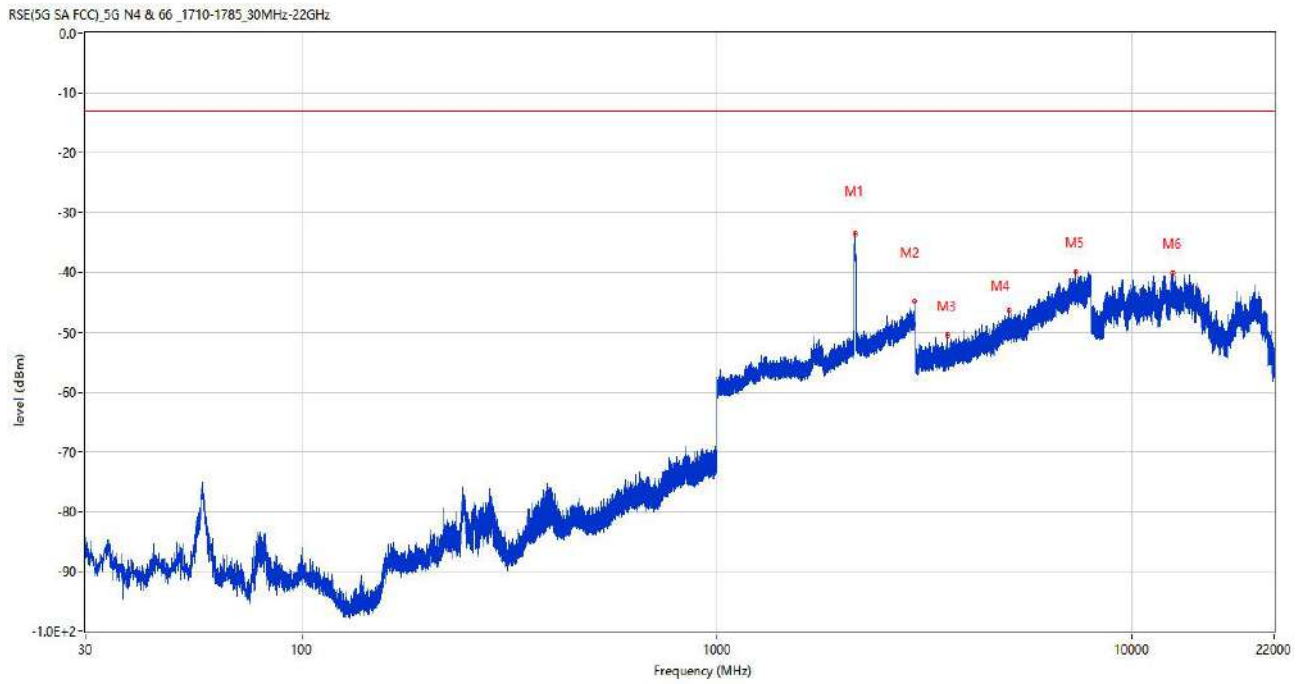


Frequency (MHz)	Result (dBm)	Factor (dB)	Limit (dBm)	Margin (dB)	Table (o)	ANT	EUT	Verdict
1311.900	-52.78	-0.71	-13.0	39.78	360.00	Horizontal	Horizontal	Pass
2145.500	-26.41	3.14	-13.0	13.41	179.00	Horizontal	Horizontal	N/A
2988.500	-44.78	8.95	-13.0	31.78	360.00	Horizontal	Horizontal	Pass
4882.500	-46.62	8.19	-13.0	33.62	99.00	Horizontal	Horizontal	Pass
7234.000	-40.36	14.79	-13.0	27.36	267.00	Horizontal	Horizontal	Pass
11992.138	-39.86	14.01	-13.0	26.86	29.00	Horizontal	Horizontal	Pass

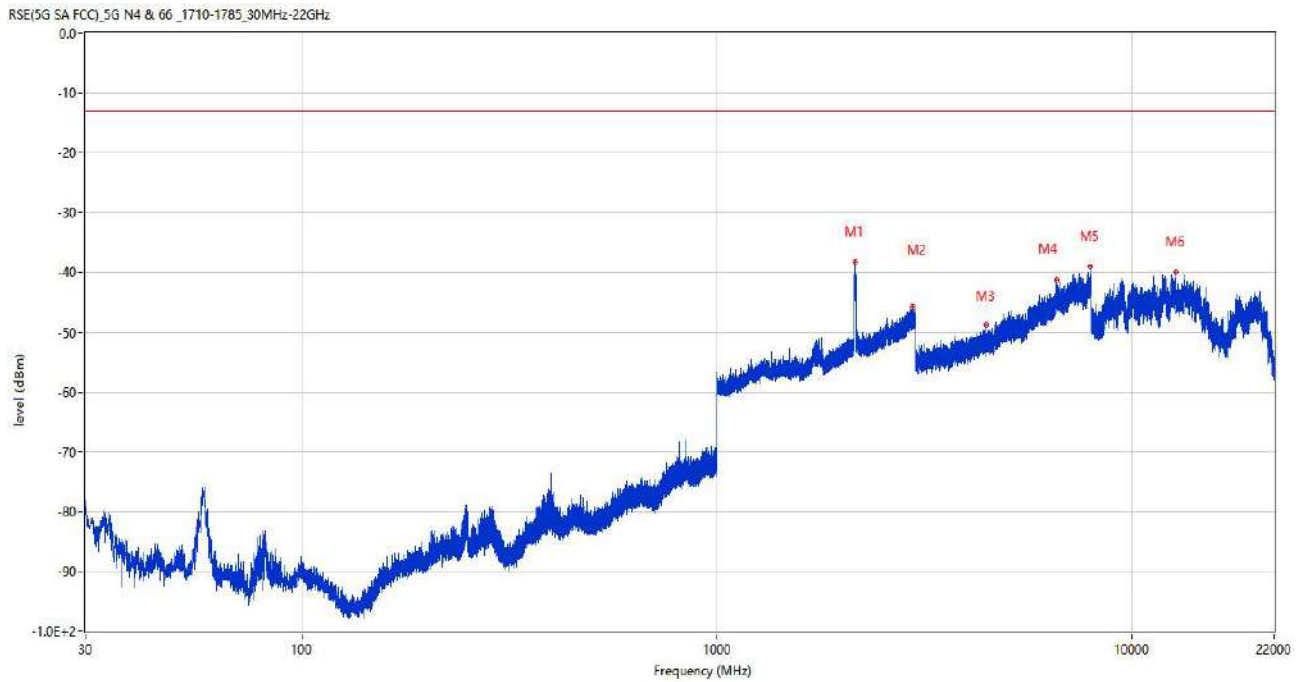
RSE(5G SA FCC)_5G N4 & 66_1710-1785_30MHz-22GHz



Frequency (MHz)	Result (dBm)	Factor (dB)	Limit (dBm)	Margin (dB)	Table (o)	ANT	EUT	Verdict
1743.800	-49.42	1.03	-13.0	36.42	172.00	Horizontal	Vertical	N/A
2149.200	-26.30	3.03	-13.0	13.30	246.00	Horizontal	Vertical	N/A
2954.900	-45.41	8.64	-13.0	32.41	1.00	Horizontal	Vertical	Pass
4695.250	-47.63	7.37	-13.0	34.63	180.00	Horizontal	Vertical	Pass
6641.750	-41.49	12.73	-13.0	28.49	360.00	Horizontal	Vertical	Pass
10040.362	-40.48	13.81	-13.0	27.48	316.00	Horizontal	Vertical	Pass

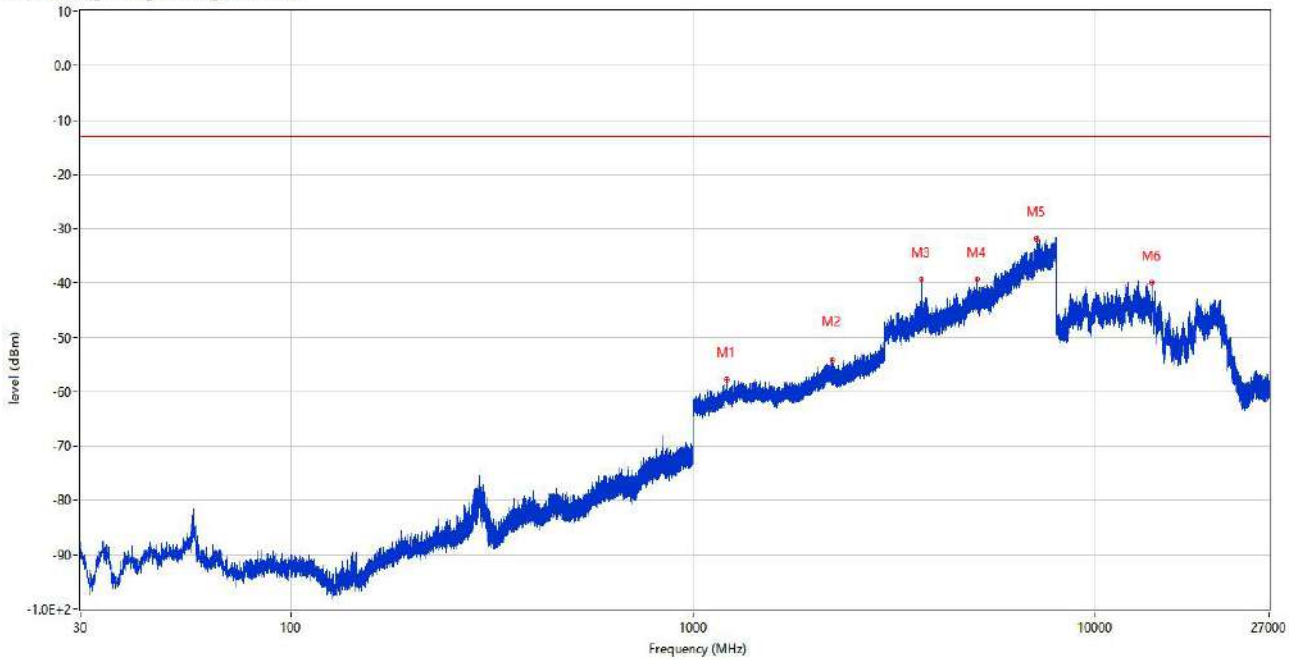


Frequency (MHz)	Result (dBm)	Factor (dB)	Limit (dBm)	Margin (dB)	Table (o)	ANT	EUT	Verdict
2146.300	-33.46	3.11	-13.0	20.46	47.00	Vertical	Vertical	N/A
2984.600	-44.85	9.14	-13.0	31.85	36.00	Vertical	Vertical	Pass
3596.750	-50.55	4.80	-13.0	37.55	359.00	Vertical	Vertical	Pass
5056.500	-46.32	9.56	-13.0	33.32	101.00	Vertical	Vertical	Pass
7315.750	-40.01	14.04	-13.0	27.01	1.00	Vertical	Vertical	Pass
12516.300	-40.14	14.25	-13.0	27.14	360.00	Vertical	Vertical	Pass



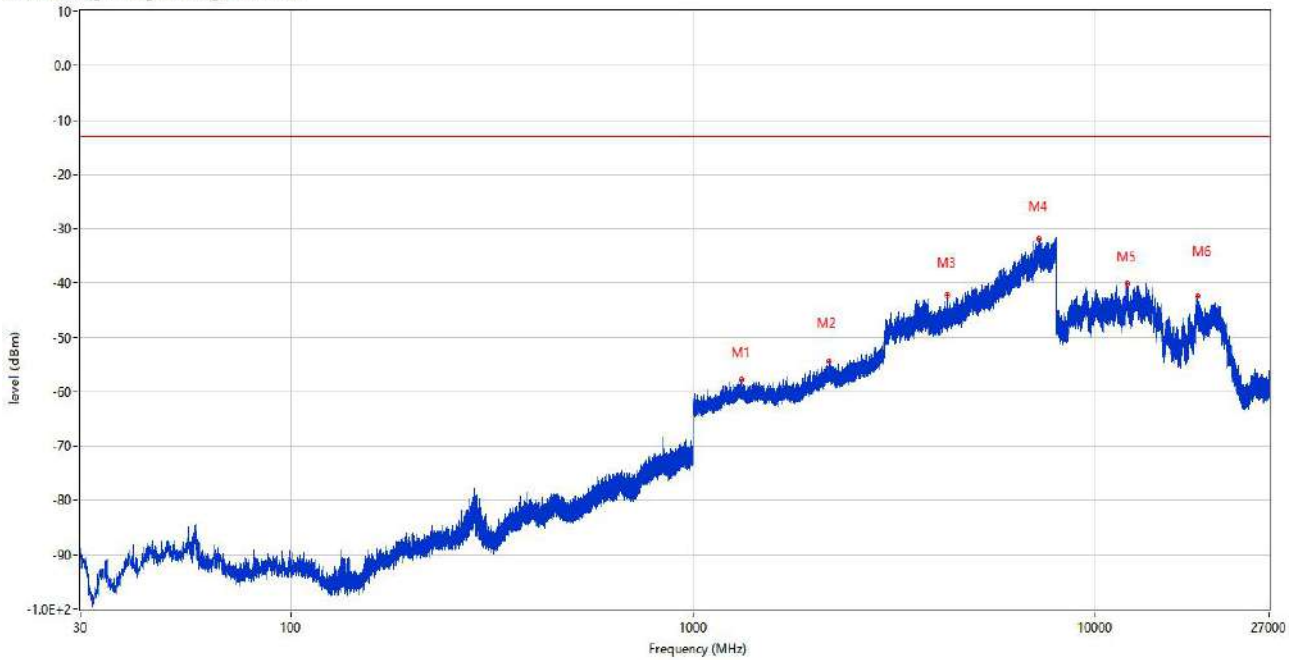
Frequency (MHz)	Result (dBm)	Factor (dB)	Limit (dBm)	Margin (dB)	Table (o)	ANT	EUT	Verdict
2153.500	-38.31	3.05	-13.0	25.31	317.00	Vertical	Horizontal	N/A
2958.300	-45.74	8.99	-13.0	32.74	78.00	Vertical	Horizontal	Pass
4449.500	-48.70	7.35	-13.0	35.70	360.00	Vertical	Horizontal	Pass
6569.000	-41.27	12.92	-13.0	28.27	238.00	Vertical	Horizontal	Pass
7929.500	-38.95	15.23	-13.0	25.95	360.00	Vertical	Horizontal	Pass
12742.638	-39.86	14.80	-13.0	26.86	84.00	Vertical	Horizontal	Pass

RSE(5G SA FCC)_5G N78_3300-3800_30MHz-27GHz



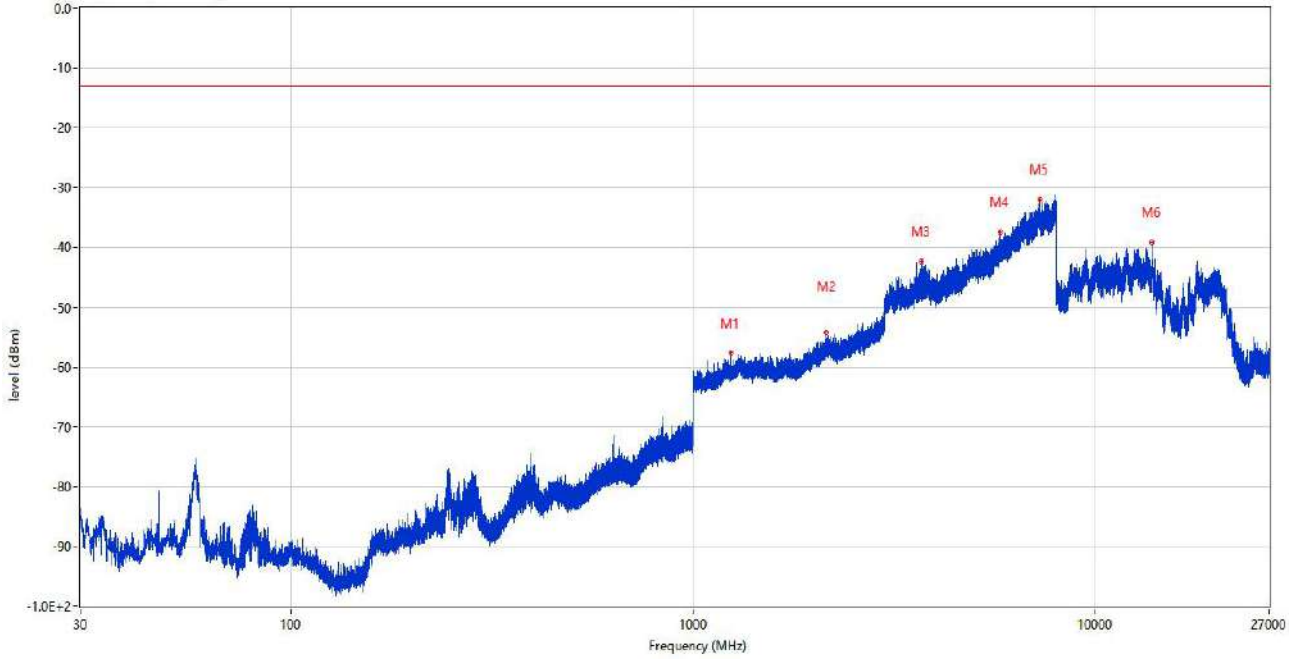
Frequency (MHz)	Result (dBm)	Factor (dB)	Limit (dBm)	Margin (dB)	Table (o)	ANT	EUT	Verdict
1210.400	-57.80	-5.59	-13.0	44.80	1.00	Horizontal	Horizontal	Pass
2219.300	-54.31	-1.49	-13.0	41.31	31.00	Horizontal	Horizontal	Pass
3699.000	-39.38	13.12	-13.0	26.38	339.00	Horizontal	Horizontal	N/A
5091.750	-39.36	15.67	-13.0	26.36	290.00	Horizontal	Horizontal	Pass
7151.500	-31.79	22.15	-13.0	18.79	360.00	Horizontal	Horizontal	Pass
13797.638	-39.95	16.85	-13.0	26.95	12.00	Horizontal	Horizontal	Pass

RSE(5G SA FCC)_5G N78_3300-3800_30MHz-27GHz



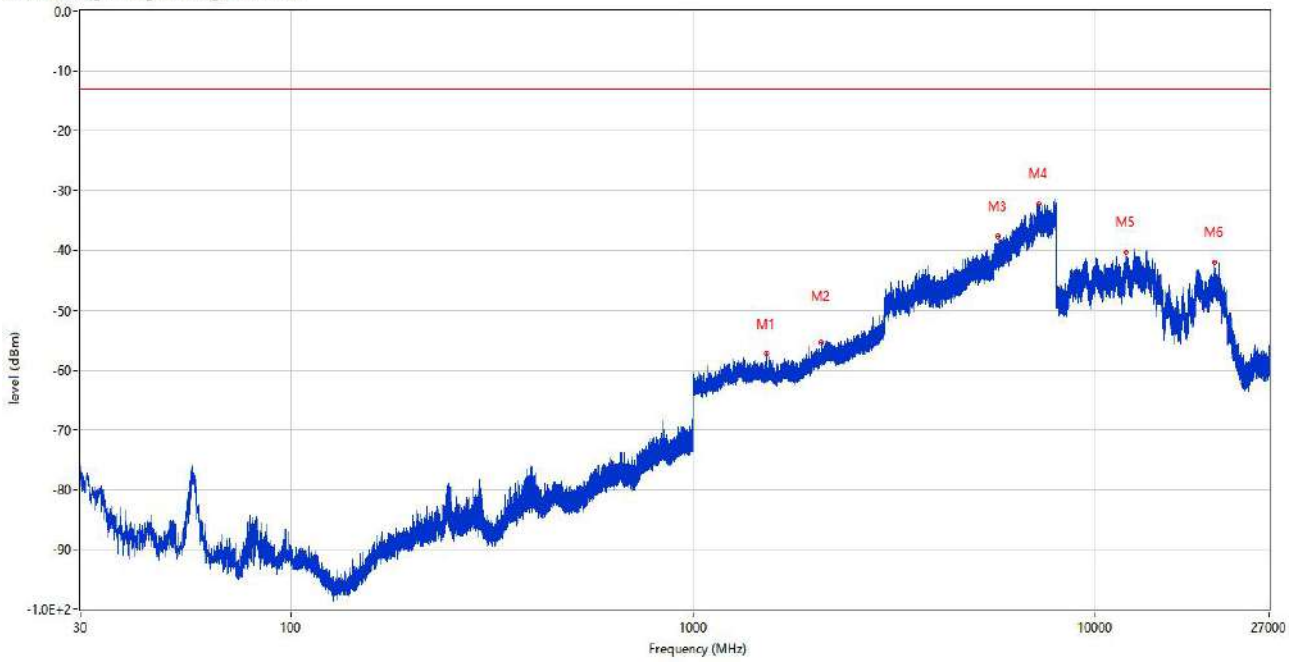
Frequency (MHz)	Result (dBm)	Factor (dB)	Limit (dBm)	Margin (dB)	Table (o)	ANT	EUT	Verdict
1319.600	-57.73	-5.07	-13.0	44.73	128.00	Horizontal	Vertical	Pass
2173.000	-54.53	-1.60	-13.0	41.53	235.00	Horizontal	Vertical	Pass
4271.250	-42.20	12.77	-13.0	29.20	125.00	Horizontal	Vertical	Pass
7241.750	-31.77	23.82	-13.0	18.77	125.00	Horizontal	Vertical	Pass
11991.187	-40.21	14.02	-13.0	27.21	1.00	Horizontal	Vertical	Pass
17951.177	-42.43	14.06	-13.0	29.43	360.00	Horizontal	Vertical	Pass

RSE(5G SA FCC_5G N78_3300-3800_30MHz-27GHz



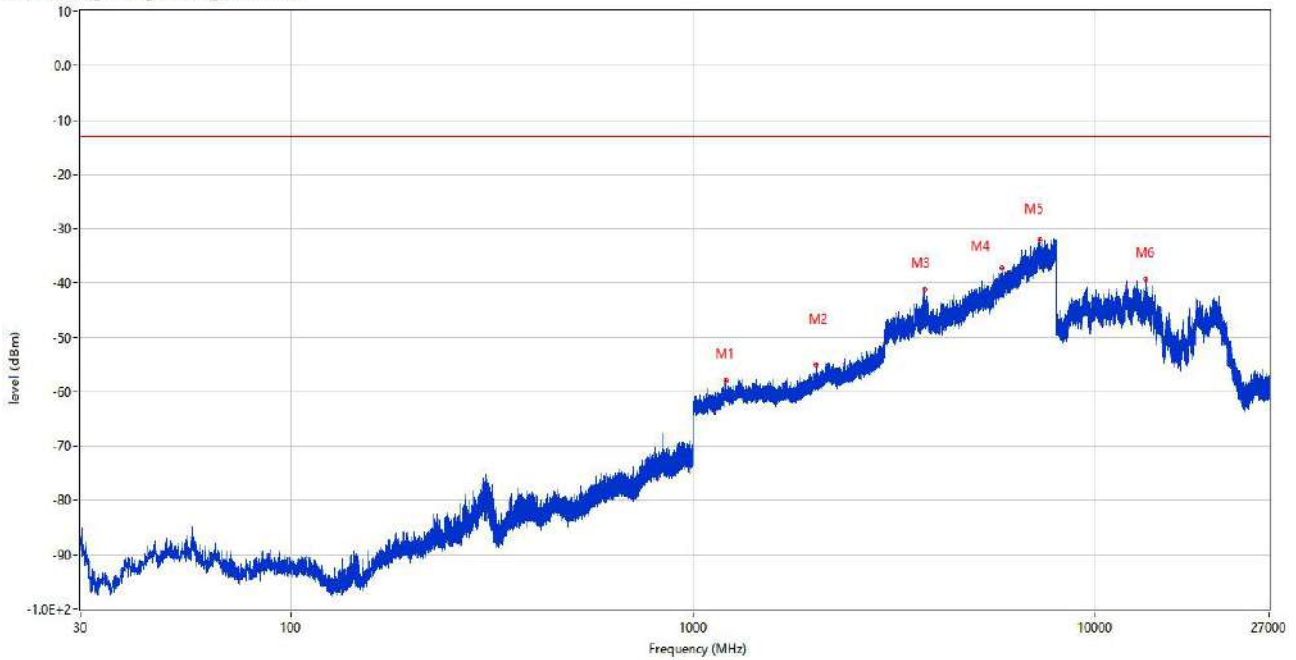
Frequency (MHz)	Result (dBm)	Factor (dB)	Limit (dBm)	Margin (dB)	Table (o)	ANT	EUT	Verdict
1241.900	-57.70	-5.73	-13.0	44.70	88.00	Vertical	Vertical	Pass
2140.500	-54.22	-1.68	-13.0	41.22	69.00	Vertical	Vertical	Pass
3699.000	-42.38	13.12	-13.0	29.38	209.00	Vertical	Vertical	N/A
5793.250	-37.43	17.20	-13.0	24.43	297.00	Vertical	Vertical	Pass
7263.250	-32.00	23.67	-13.0	19.00	360.00	Vertical	Vertical	Pass
13811.550	-39.14	16.74	-13.0	26.14	360.00	Vertical	Vertical	Pass

RSE(5G SA FCC)_5G N78_3300-3800_30MHz-27GHz



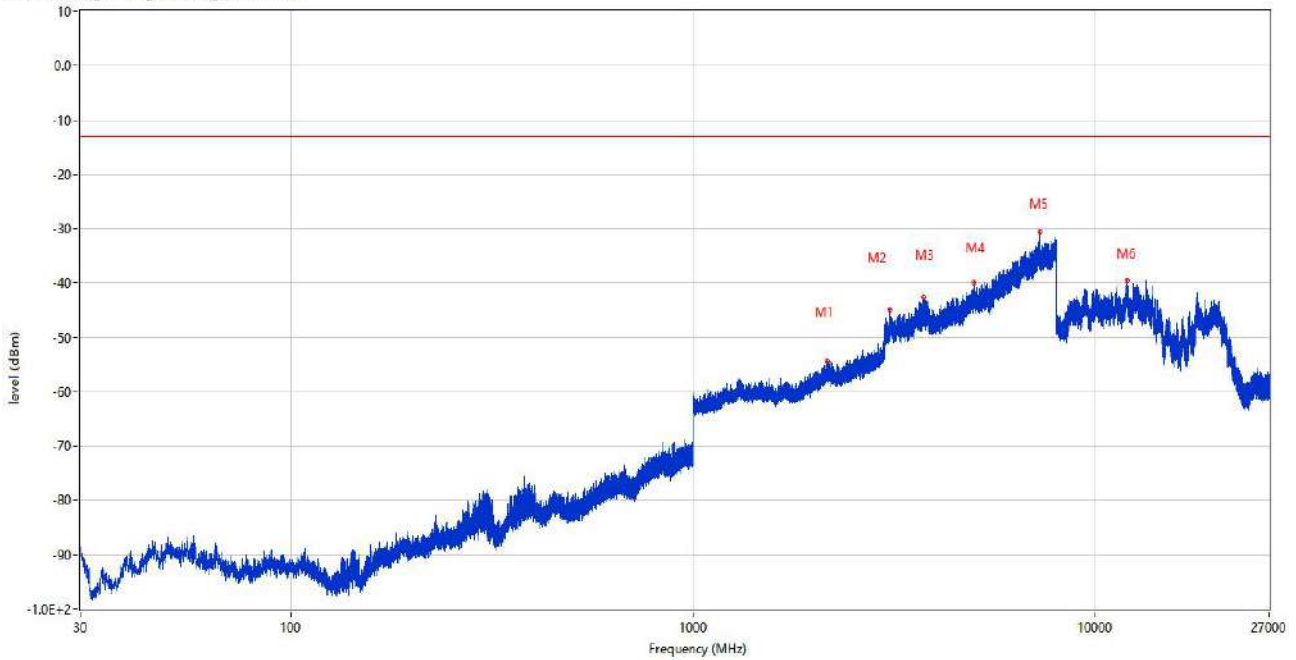
Frequency (MHz)	Result (dBm)	Factor (dB)	Limit (dBm)	Margin (dB)	Table (o)	ANT	EUT	Verdict
1522.200	-57.29	-5.61	-13.0	44.29	1.00	Vertical	Horizontal	Pass
2086.900	-55.31	-2.13	-13.0	42.31	1.00	Vertical	Horizontal	Pass
5707.250	-37.72	17.16	-13.0	24.72	210.00	Vertical	Horizontal	Pass
7244.250	-32.11	24.05	-13.0	19.11	355.00	Vertical	Horizontal	Pass
11941.550	-40.28	13.97	-13.0	27.28	1.00	Vertical	Horizontal	Pass
19750.050	-42.00	12.94	-13.0	29.00	345.00	Vertical	Horizontal	Pass

RSE(5G SA FCC)_5G N77_3300-4200_30MHz-27GHz



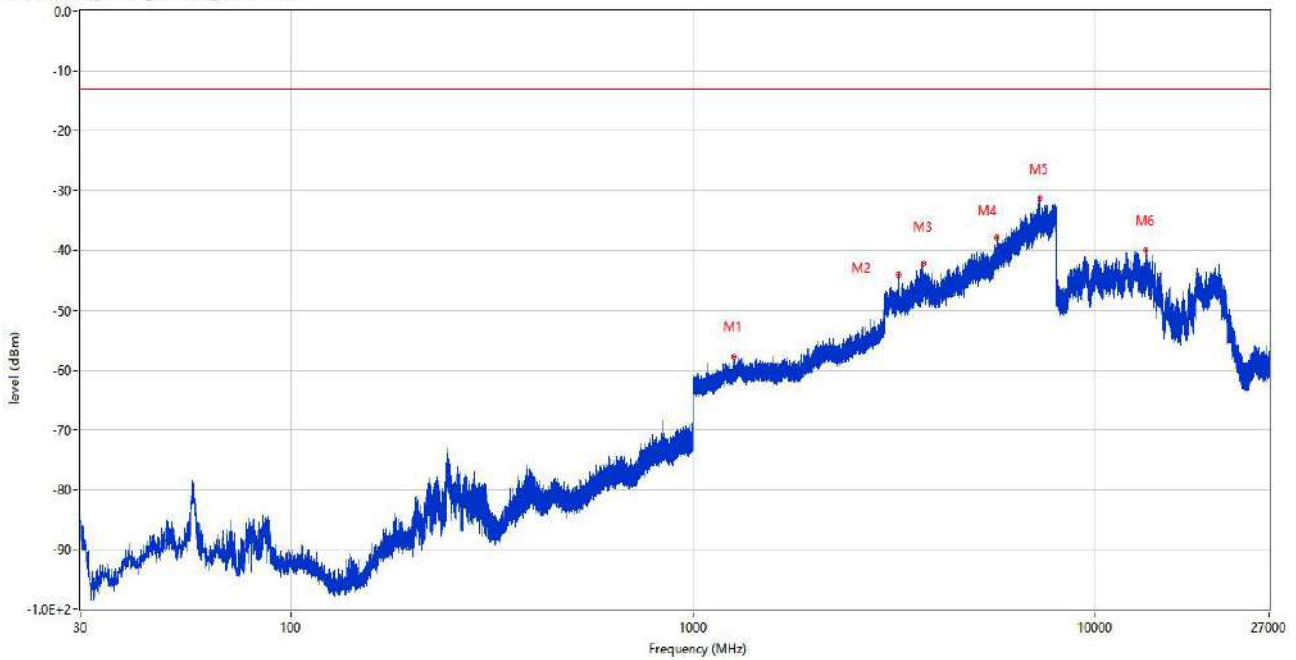
Frequency (MHz)	Result (dBm)	Factor (dB)	Limit (dBm)	Margin (dB)	Table (o)	ANT	EUT	Verdict
1208.400	-57.91	-5.50	-13.0	44.91	329.00	Horizontal	Horizontal	Pass
2025.400	-55.08	-3.06	-13.0	42.08	1.00	Horizontal	Horizontal	Pass
3762.000	-41.07	13.63	-13.0	28.07	190.00	Horizontal	Horizontal	N/A
5839.500	-37.20	17.57	-13.0	24.20	206.00	Horizontal	Horizontal	Pass
7251.500	-32.02	24.20	-13.0	19.02	10.00	Horizontal	Horizontal	Pass
13351.388	-39.25	16.55	-13.0	26.25	40.00	Horizontal	Horizontal	Pass

RSE(5G SA FCC)_5G N77_3300-4200_30MHz-27GHz



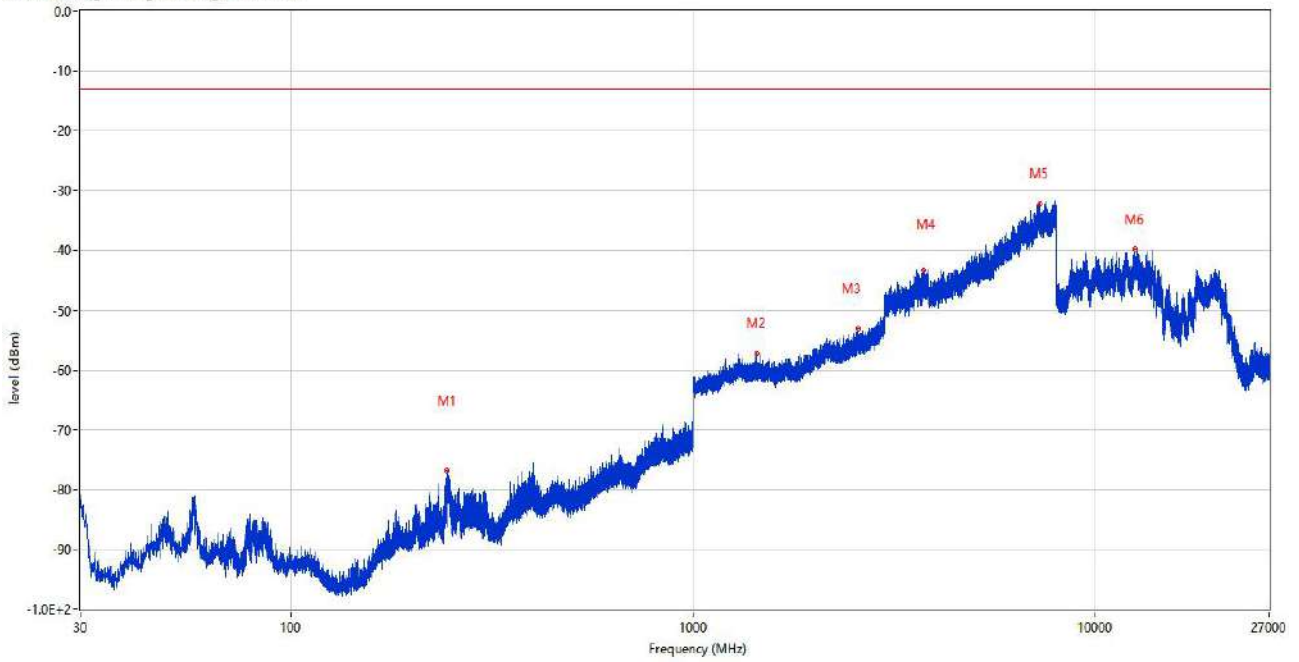
Frequency (MHz)	Result (dBm)	Factor (dB)	Limit (dBm)	Margin (dB)	Table (o)	ANT	EUT	Verdict
2152.900	-54.38	-1.93	-13.0	41.38	0.00	Horizontal	Vertical	Pass
3077.250	-44.96	10.52	-13.0	31.96	258.00	Horizontal	Vertical	Pass
3735.250	-42.62	13.46	-13.0	29.62	360.00	Horizontal	Vertical	N/A
4982.000	-39.97	15.75	-13.0	26.97	177.00	Horizontal	Vertical	Pass
7246.000	-30.55	24.18	-13.0	17.55	360.00	Horizontal	Vertical	Pass
12008.050	-39.61	13.84	-13.0	26.61	0.00	Horizontal	Vertical	Pass

RSE(5G SA FCC)_5G N77_3300-4200_30MHz-27GHz



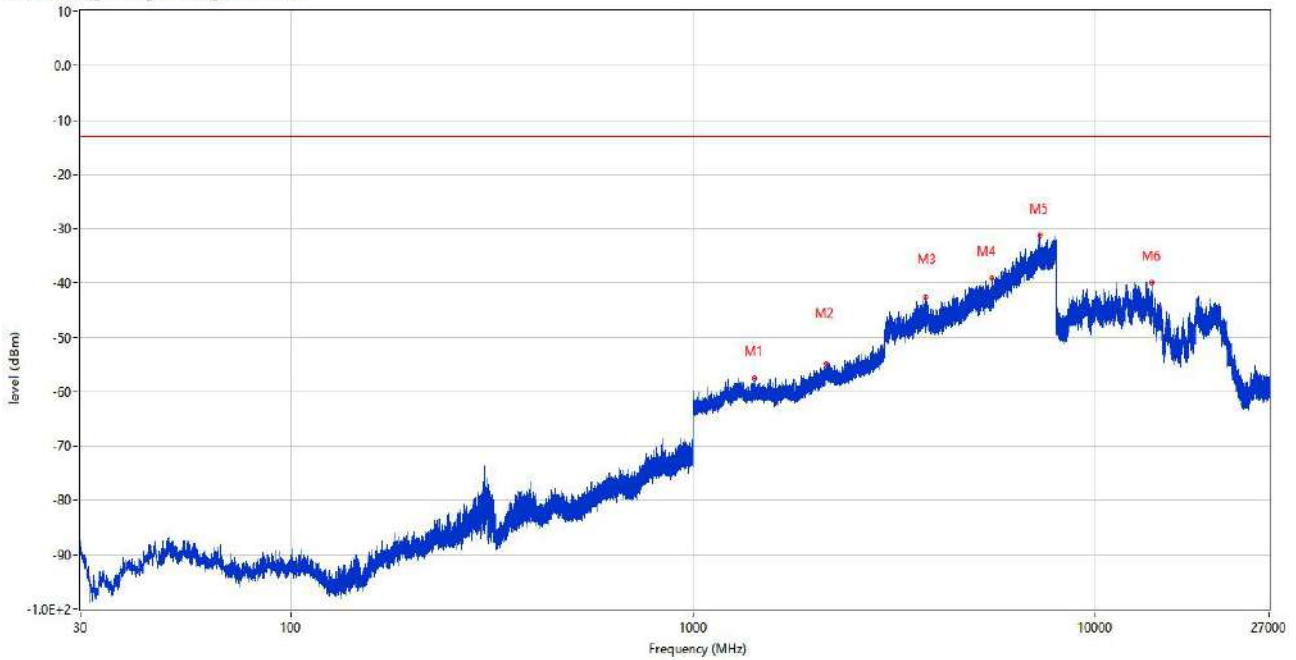
Frequency (MHz)	Result (dBm)	Factor (dB)	Limit (dBm)	Margin (dB)	Table (o)	ANT	EUT	Verdict
1259.200	-57.75	-5.72	-13.0	44.75	360.00	Vertical	Vertical	Pass
3235.000	-44.04	11.33	-13.0	31.04	360.00	Vertical	Vertical	Pass
3735.000	-42.20	13.46	-13.0	29.20	3.00	Vertical	Vertical	N/A
5679.250	-37.88	16.48	-13.0	24.88	360.00	Vertical	Vertical	Pass
7248.000	-31.30	24.22	-13.0	18.30	355.00	Vertical	Vertical	Pass
13382.625	-39.95	16.85	-13.0	26.95	14.00	Vertical	Vertical	Pass

RSE(5G SA FCC)_5G N77_3300-4200_30MHz-27GHz



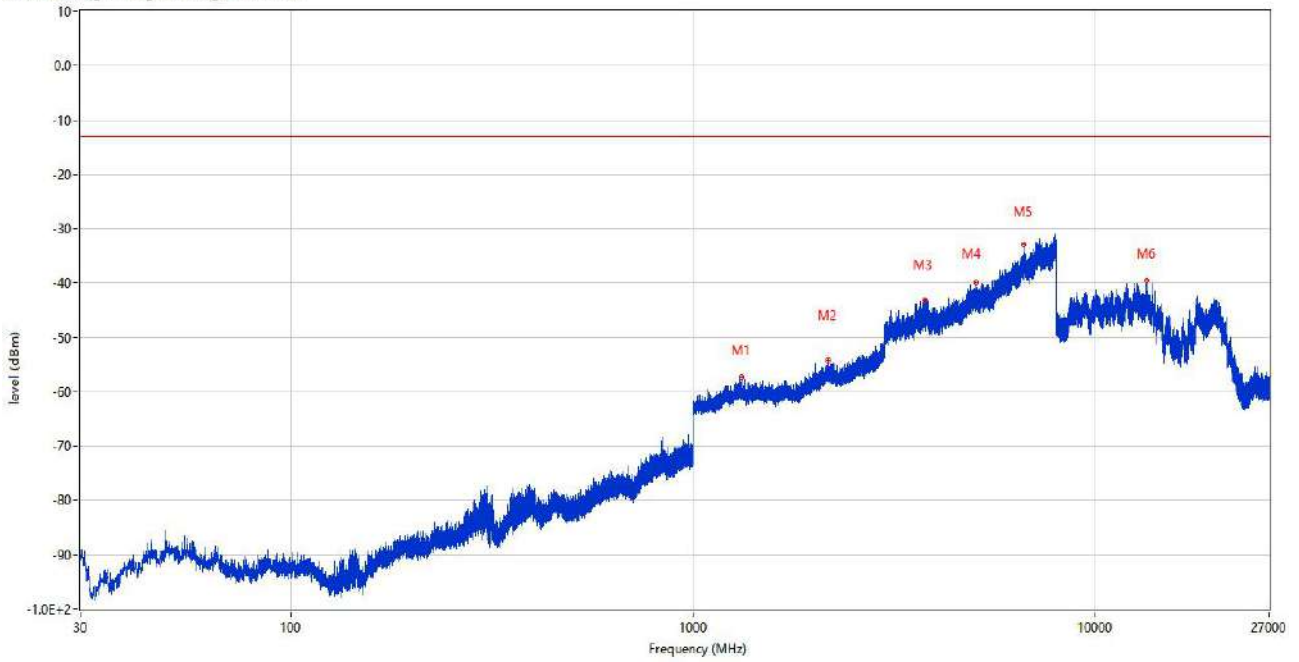
Frequency (MHz)	Result (dBm)	Factor (dB)	Limit (dBm)	Margin (dB)	Table (o)	ANT	EUT	Verdict
244.612	-76.84	-14.74	-13.0	63.84	214.00	Vertical	Horizontal	Pass
1440.900	-57.26	-5.34	-13.0	44.26	1.00	Vertical	Horizontal	Pass
2574.500	-53.03	0.74	-13.0	40.03	320.00	Vertical	Horizontal	Pass
3735.500	-43.37	13.46	-13.0	30.37	189.00	Vertical	Horizontal	N/A
7248.750	-32.17	24.31	-13.0	19.17	172.00	Vertical	Horizontal	Pass
12533.638	-39.82	13.87	-13.0	26.82	302.00	Vertical	Horizontal	Pass

RSE(5G SA FCC)_5G N78_3300-3800_30MHz-27GHz



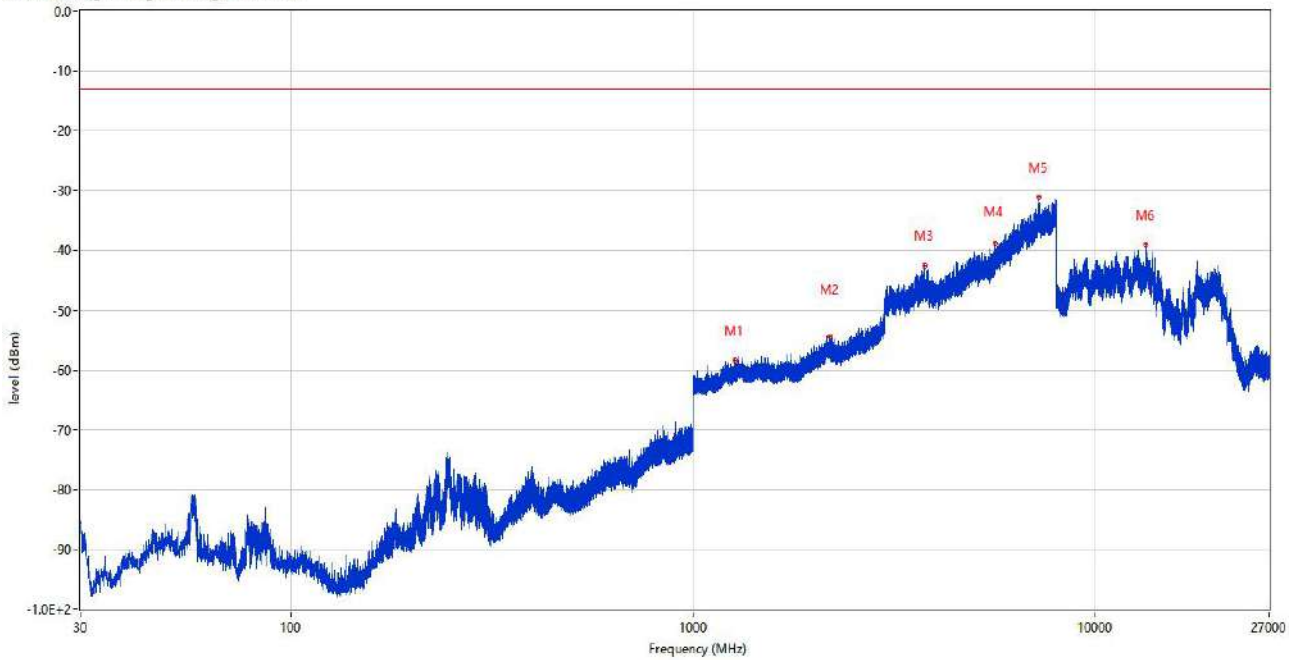
Frequency (MHz)	Result (dBm)	Factor (dB)	Limit (dBm)	Margin (dB)	Table (o)	ANT	EUT	Verdict
1422.200	-57.48	-5.19	-13.0	44.48	307.00	Horizontal	Horizontal	Pass
2137.300	-54.83	-1.66	-13.0	41.83	159.00	Horizontal	Horizontal	Pass
3788.750	-42.57	13.69	-13.0	29.57	7.00	Horizontal	Horizontal	N/A
5541.500	-39.12	16.67	-13.0	26.12	44.00	Horizontal	Horizontal	Pass
7249.500	-31.24	24.27	-13.0	18.24	44.00	Horizontal	Horizontal	Pass
13807.088	-39.92	16.84	-13.0	26.92	324.00	Horizontal	Horizontal	Pass

RSE(5G SA FCC)_5G N78_3300-3800_30MHz-27GHz



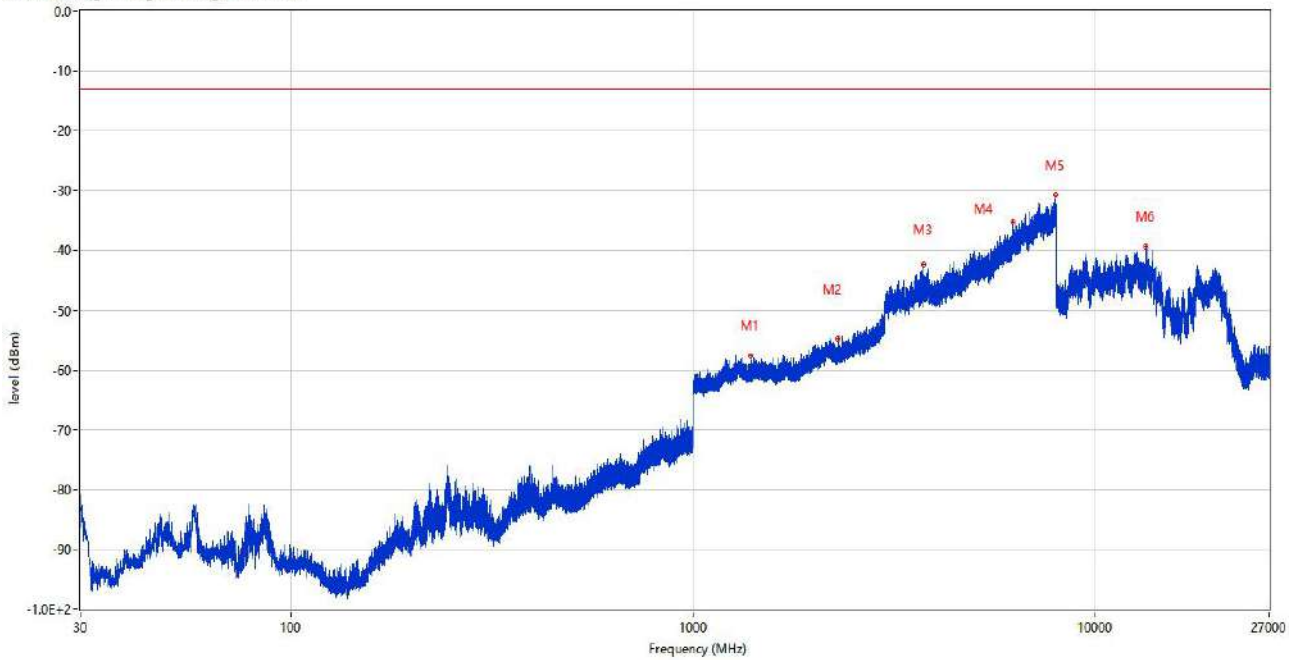
Frequency (MHz)	Result (dBm)	Factor (dB)	Limit (dBm)	Margin (dB)	Table (o)	ANT	EUT	Verdict
1318.000	-57.31	-5.02	-13.0	44.31	206.00	Horizontal	Vertical	Pass
2161.000	-54.29	-1.92	-13.0	41.29	5.00	Horizontal	Vertical	Pass
3757.500	-43.30	13.62	-13.0	30.30	360.00	Horizontal	Vertical	N/A
5062.750	-40.00	16.16	-13.0	27.00	81.00	Horizontal	Vertical	Pass
6637.750	-32.93	21.03	-13.0	19.93	162.00	Horizontal	Vertical	Pass
13404.937	-39.58	16.90	-13.0	26.58	360.00	Horizontal	Vertical	Pass

RSE(5G SA FCC)_5G N78_3300-3800_30MHz-27GHz



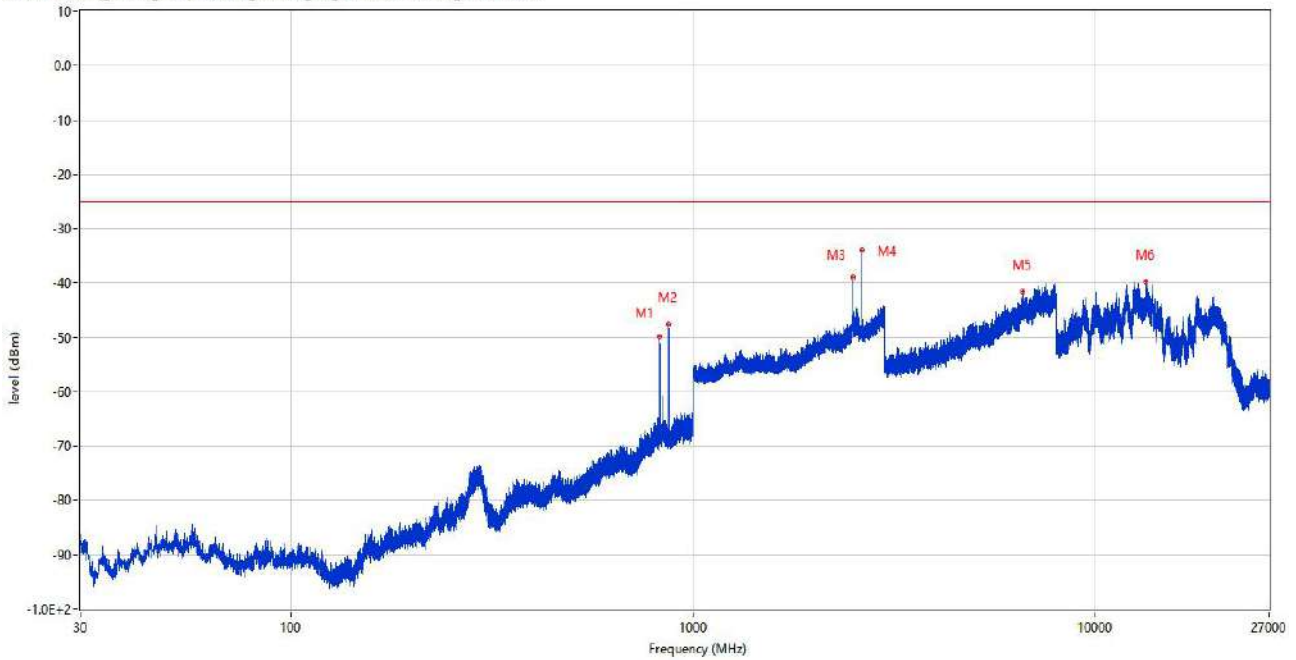
Frequency (MHz)	Result (dBm)	Factor (dB)	Limit (dBm)	Margin (dB)	Table (o)	ANT	EUT	Verdict
1268.800	-58.40	-5.38	-13.0	45.40	1.00	Vertical	Vertical	Pass
2190.200	-54.40	-1.81	-13.0	41.40	360.00	Vertical	Vertical	Pass
3763.750	-42.49	13.63	-13.0	29.49	162.00	Vertical	Vertical	N/A
5621.750	-38.84	16.83	-13.0	25.84	258.00	Vertical	Vertical	Pass
7242.000	-31.15	23.85	-13.0	18.15	145.00	Vertical	Vertical	Pass
13381.838	-39.05	16.84	-13.0	26.05	360.00	Vertical	Vertical	Pass

RSE(5G SA FCC)_5G N78_3300-3800_30MHz-27GHz



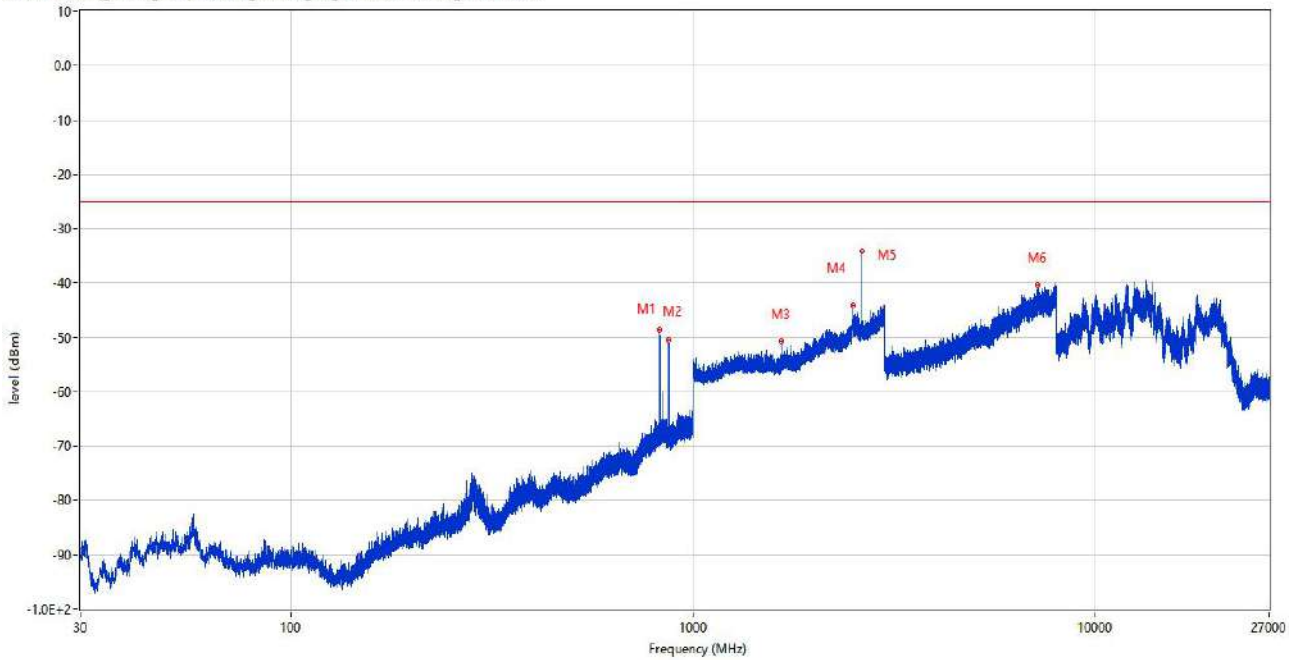
Frequency (MHz)	Result (dBm)	Factor (dB)	Limit (dBm)	Margin (dB)	Table (o)	ANT	EUT	Verdict
1388.400	-57.55	-5.55	-13.0	44.55	142.00	Vertical	Horizontal	Pass
2294.100	-54.81	-2.46	-13.0	41.81	86.00	Vertical	Horizontal	Pass
3737.750	-42.32	13.48	-13.0	29.32	250.00	Vertical	Horizontal	N/A
6219.500	-35.22	19.47	-13.0	22.22	323.00	Vertical	Horizontal	Pass
7968.750	-30.76	24.26	-13.0	17.76	340.00	Vertical	Horizontal	Pass
13345.875	-39.35	16.38	-13.0	26.35	360.00	Vertical	Horizontal	Pass

RSE(5G NSA FCC)_NSA_5A_n41A(Low) & 5A_n7A & 7A_n5A_814-849&2496-2570_30MHz-27GHz



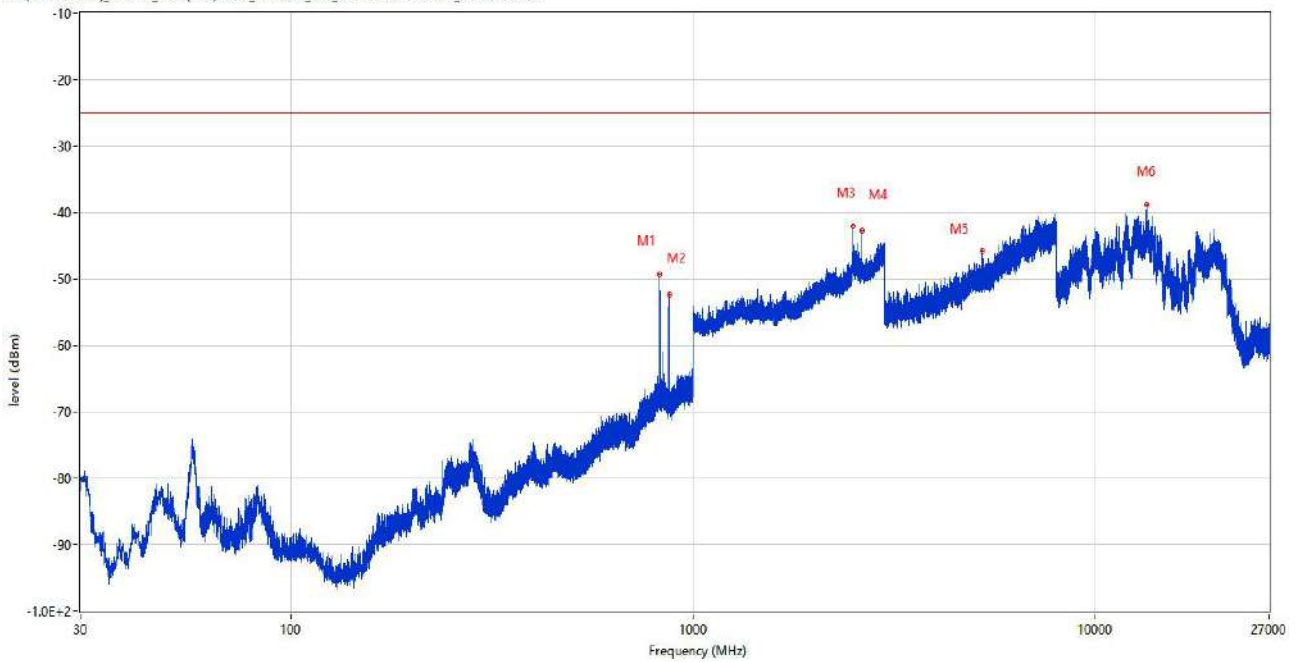
Frequency (MHz)	Result (dBm)	Factor (dB)	Limit (dBm)	Margin (dB)	Table (o)	ANT	EUT	Verdict
826.370	-49.83	5.28	-25.0	24.83	182.00	Horizontal	Horizontal	N/A
869.729	-47.68	4.17	-25.0	22.68	220.00	Horizontal	Horizontal	N/A
2502.000	-38.92	8.12	-25.0	13.92	277.00	Horizontal	Horizontal	N/A
2622.000	-33.90	6.97	-25.0	8.90	228.00	Horizontal	Horizontal	N/A
6591.500	-41.61	13.60	-25.0	16.61	356.00	Horizontal	Horizontal	Pass
13367.137	-39.72	16.70	-25.0	14.72	115.00	Horizontal	Horizontal	Pass

RSE(5G NSA FCC_NSA 5A_n41A(Low) & 5A_n7A & 7A_n5A_814-849&2496-2570_30MHz-27GHz



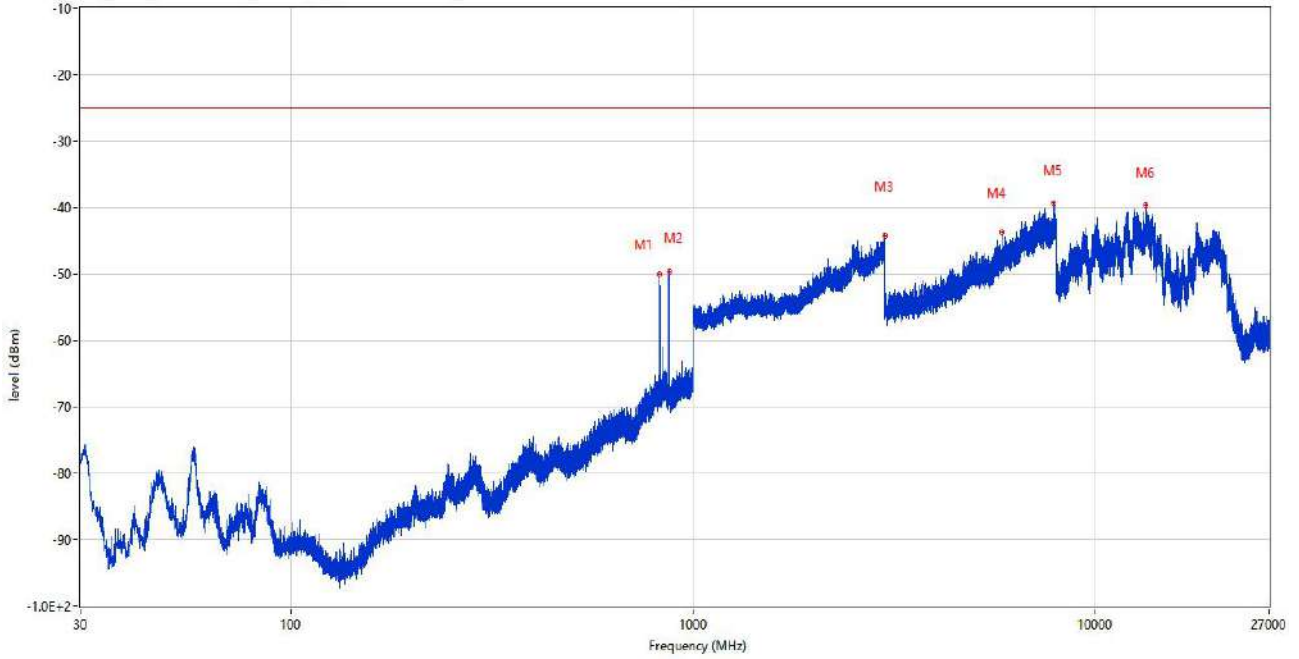
Frequency (MHz)	Result (dBm)	Factor (dB)	Limit (dBm)	Margin (dB)	Table (o)	ANT	EUT	Verdict
825.788	-48.71	5.25	-25.0	23.71	169.00	Horizontal	Vertical	N/A
869.583	-50.39	4.17	-25.0	25.39	187.00	Horizontal	Vertical	N/A
1654.300	-50.78	-0.33	-25.0	25.78	5.00	Horizontal	Vertical	Pass
2501.900	-44.13	8.11	-25.0	19.13	1.00	Horizontal	Vertical	N/A
2622.000	-34.19	6.97	-25.0	9.19	92.00	Horizontal	Vertical	N/A
7196.000	-40.36	14.06	-25.0	15.36	256.00	Horizontal	Vertical	Pass

RSE(5G NSA FCC)_NSA_5A_n41A(Low) & 5A_n7A & 7A_n5A_814-849&2496-2570_30MHz-27GHz



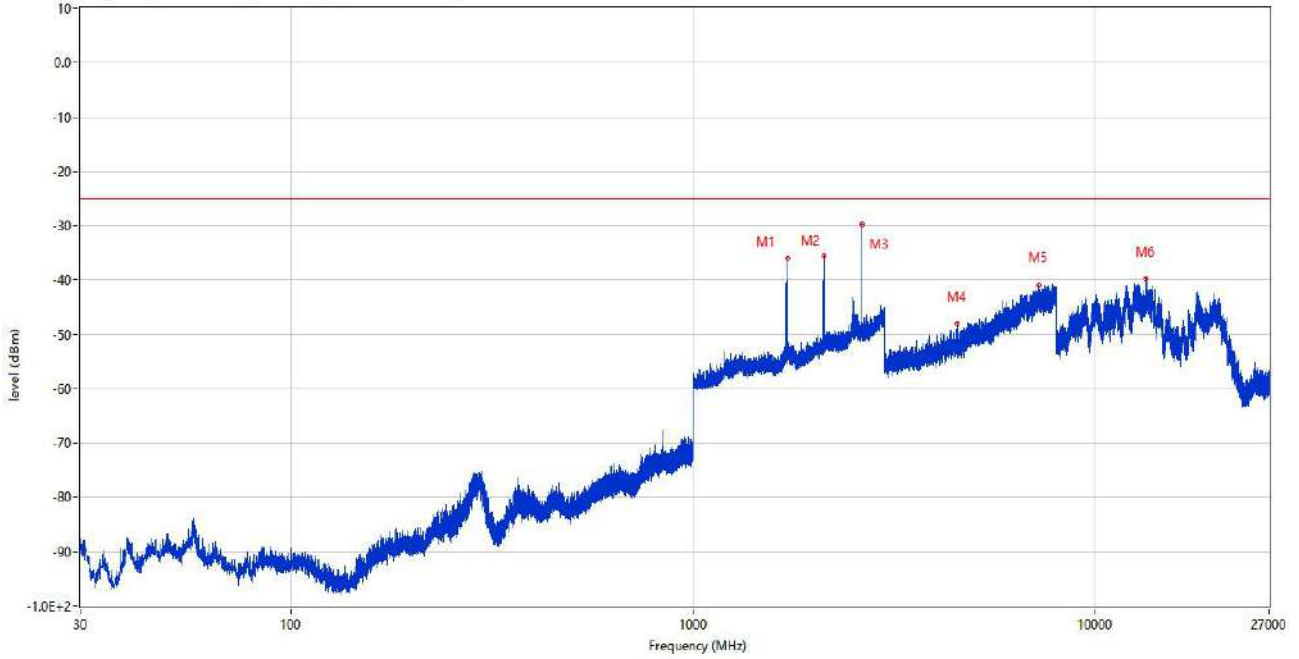
Frequency (MHz)	Result (dBm)	Factor (dB)	Limit (dBm)	Margin (dB)	Table (o)	ANT	EUT	Verdict
826.079	-49.26	5.27	-25.0	24.26	170.00	Vertical	Vertical	N/A
871.475	-52.31	4.22	-25.0	27.31	303.00	Vertical	Vertical	N/A
2502.300	-42.05	8.12	-25.0	17.05	268.00	Vertical	Vertical	N/A
2622.500	-42.68	7.01	-25.0	17.68	315.00	Vertical	Vertical	N/A
5236.000	-45.79	9.03	-25.0	20.79	25.00	Vertical	Vertical	Pass
13392.862	-38.84	16.94	-25.0	13.84	50.00	Vertical	Vertical	Pass

RSE(5G NSA FCC)_NSA 5A_n41A(Low) & 5A_n7A & 7A_n5A_814-849&2496-2570_30MHz-27GHz



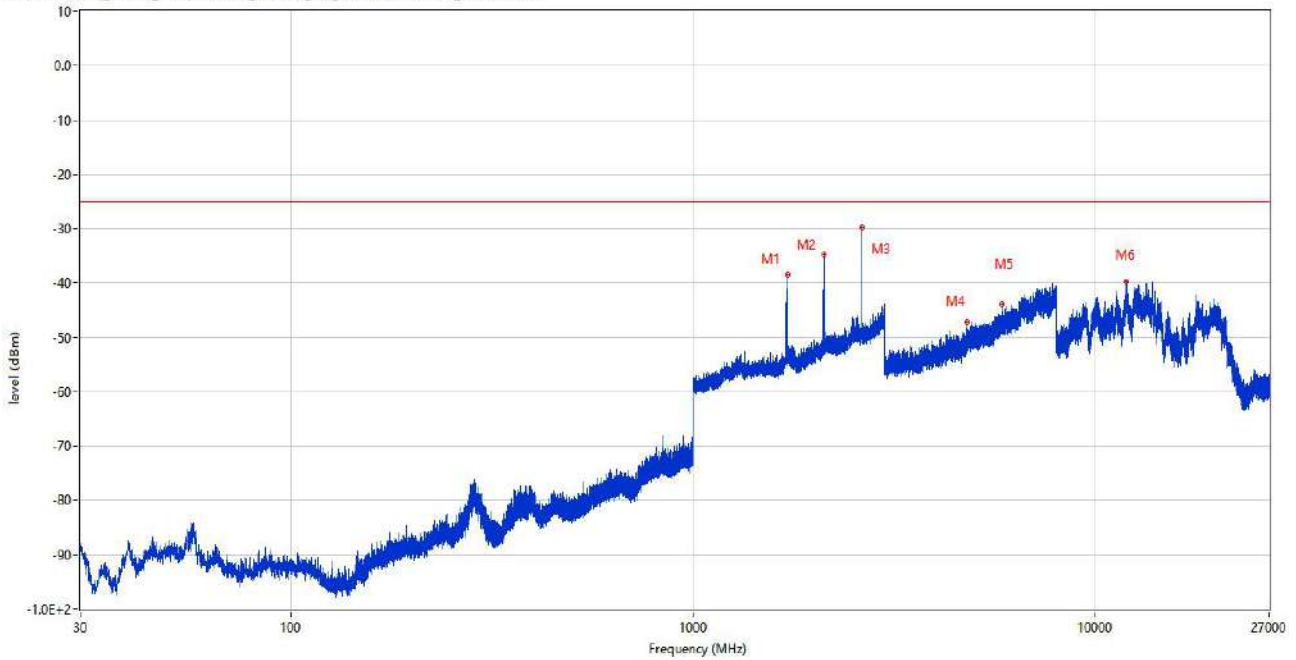
Frequency (MHz)	Result (dBm)	Factor (dB)	Limit (dBm)	Margin (dB)	Table (o)	ANT	EUT	Verdict
826.176	-50.06	5.27	-25.0	25.06	226.00	Vertical	Horizontal	N/A
871.330	-49.74	4.25	-25.0	24.74	175.00	Vertical	Horizontal	N/A
2989.400	-44.20	10.74	-25.0	19.20	1.00	Vertical	Horizontal	Pass
5842.750	-43.79	10.75	-25.0	18.79	100.00	Vertical	Horizontal	Pass
7872.750	-39.35	14.76	-25.0	14.35	245.00	Vertical	Horizontal	Pass
13352.700	-39.69	16.57	-25.0	14.69	168.00	Vertical	Horizontal	Pass

RSE(5G NSA FCC)_NSA_5A_n41A(Low) & 5A_n7A & 7A_n5A_814-849&2496-2570_30MHz-27GHz



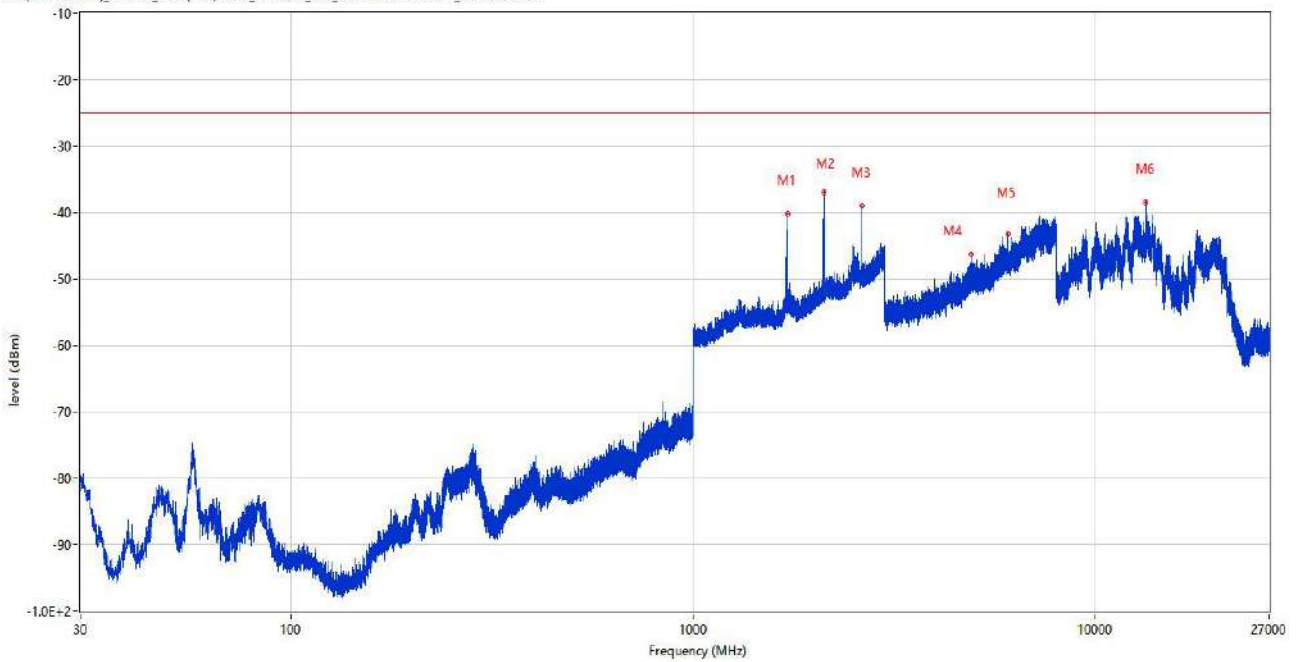
Frequency (MHz)	Result (dBm)	Factor (dB)	Limit (dBm)	Margin (dB)	Table (o)	ANT	EUT	Verdict
1711.500	-36.06	1.42	-25.0	11.06	143.00	Horizontal	Horizontal	N/A
2111.700	-35.55	3.21	-25.0	10.55	277.00	Horizontal	Horizontal	N/A
2624.300	-29.73	6.36	-25.0	4.73	228.00	Horizontal	Horizontal	N/A
4523.000	-47.93	8.17	-25.0	22.93	70.00	Horizontal	Horizontal	Pass
7215.750	-40.87	13.98	-25.0	15.87	360.00	Horizontal	Horizontal	Pass
13359.787	-39.79	16.63	-25.0	14.79	360.00	Horizontal	Horizontal	Pass

RSE(5G NSA FCC)_NSA_5A_n41A(Low) & 5A_n7A & 7A_n5A_814-849&2496-2570_30MHz-27GHz



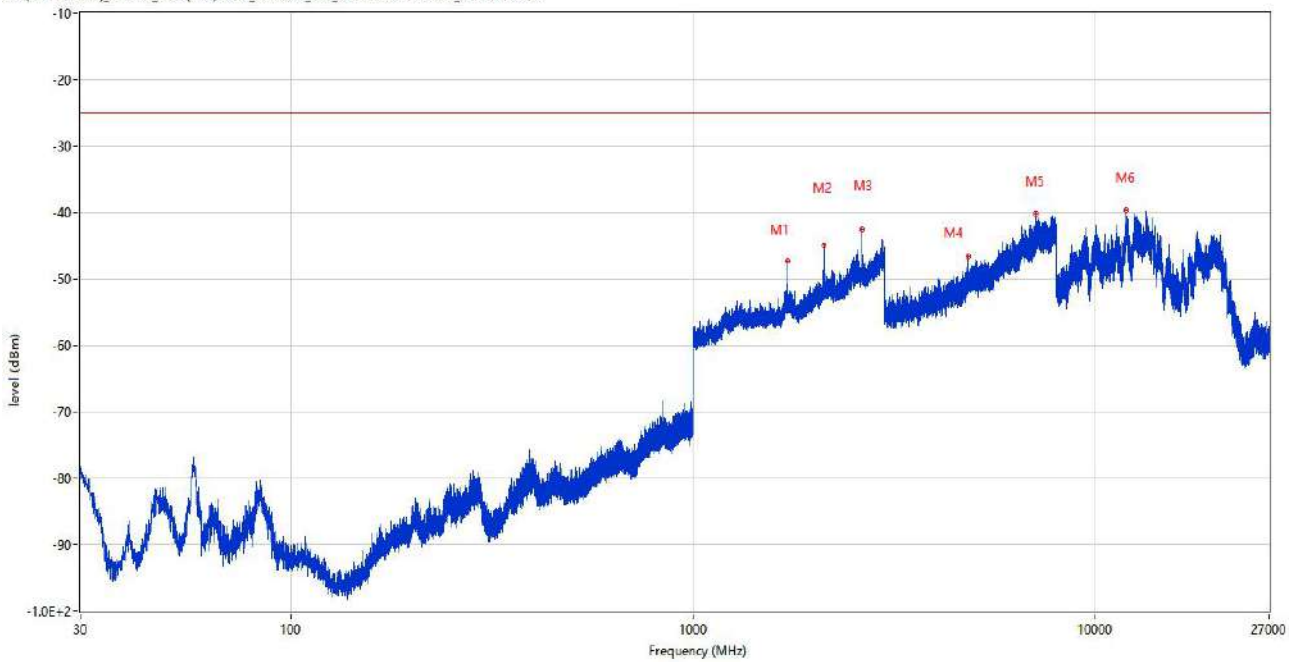
Frequency (MHz)	Result (dBm)	Factor (dB)	Limit (dBm)	Margin (dB)	Table (o)	ANT	EUT	Verdict
1711.800	-38.51	1.42	-25.0	13.51	180.00	Horizontal	Vertical	N/A
2112.700	-34.70	3.09	-25.0	9.70	64.00	Horizontal	Vertical	N/A
2622.000	-29.69	6.25	-25.0	4.69	94.00	Horizontal	Vertical	N/A
4805.500	-47.27	7.61	-25.0	22.27	344.00	Horizontal	Vertical	Pass
5842.750	-43.84	10.75	-25.0	18.84	300.00	Horizontal	Vertical	Pass
11940.838	-39.69	14.00	-25.0	14.69	359.00	Horizontal	Vertical	Pass

RSE(5G NSA FCC)_NSA 5A_n41A(Low) & 5A_n7A & 7A_n5A_814-849&2496-2570_30MHz-27GHz



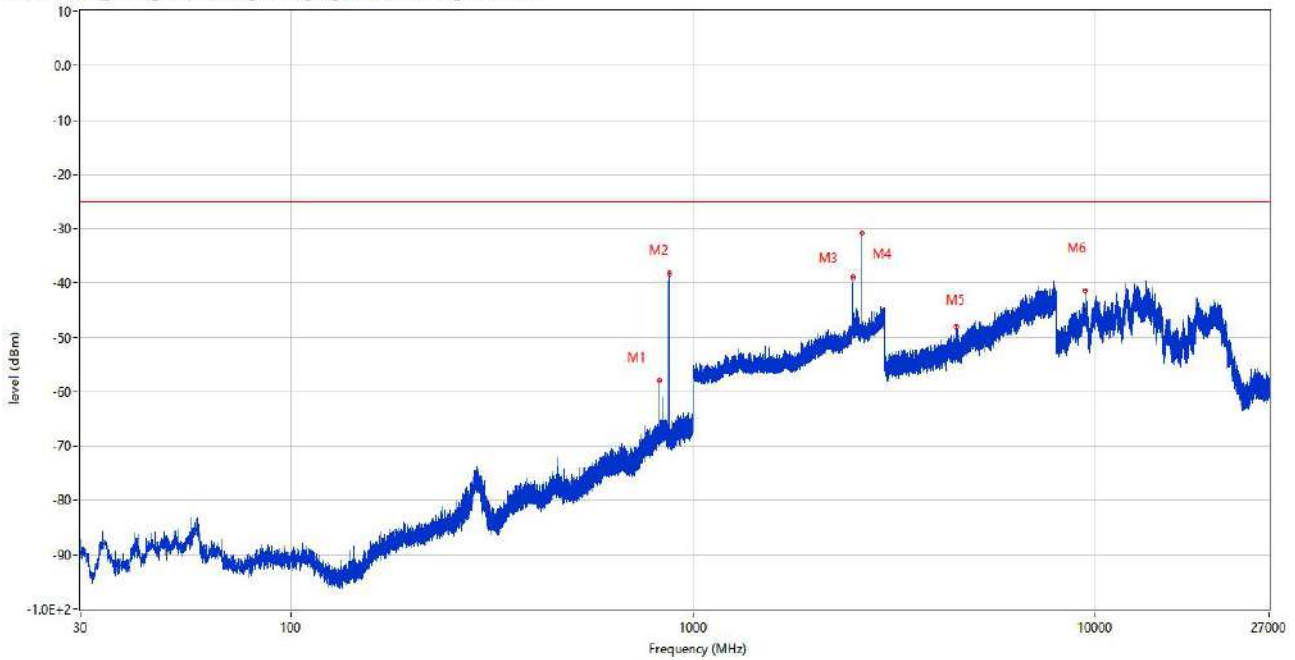
Frequency (MHz)	Result (dBm)	Factor (dB)	Limit (dBm)	Margin (dB)	Table (o)	ANT	EUT	Verdict
1711.700	-40.10	1.42	-25.0	15.10	44.00	Vertical	Vertical	N/A
2113.500	-36.93	3.02	-25.0	11.93	1.00	Vertical	Vertical	N/A
2622.200	-38.90	6.28	-25.0	13.90	359.00	Vertical	Vertical	N/A
4922.250	-46.34	8.49	-25.0	21.34	158.00	Vertical	Vertical	Pass
6064.000	-43.14	10.46	-25.0	18.14	4.00	Vertical	Vertical	Pass
13365.562	-38.43	16.69	-25.0	13.43	20.00	Vertical	Vertical	Pass

RSE(5G NSA FCC)_NSA 5A_n41A(Low) & 5A_n7A & 7A_n5A_814-849&2496-2570_30MHz-27GHz



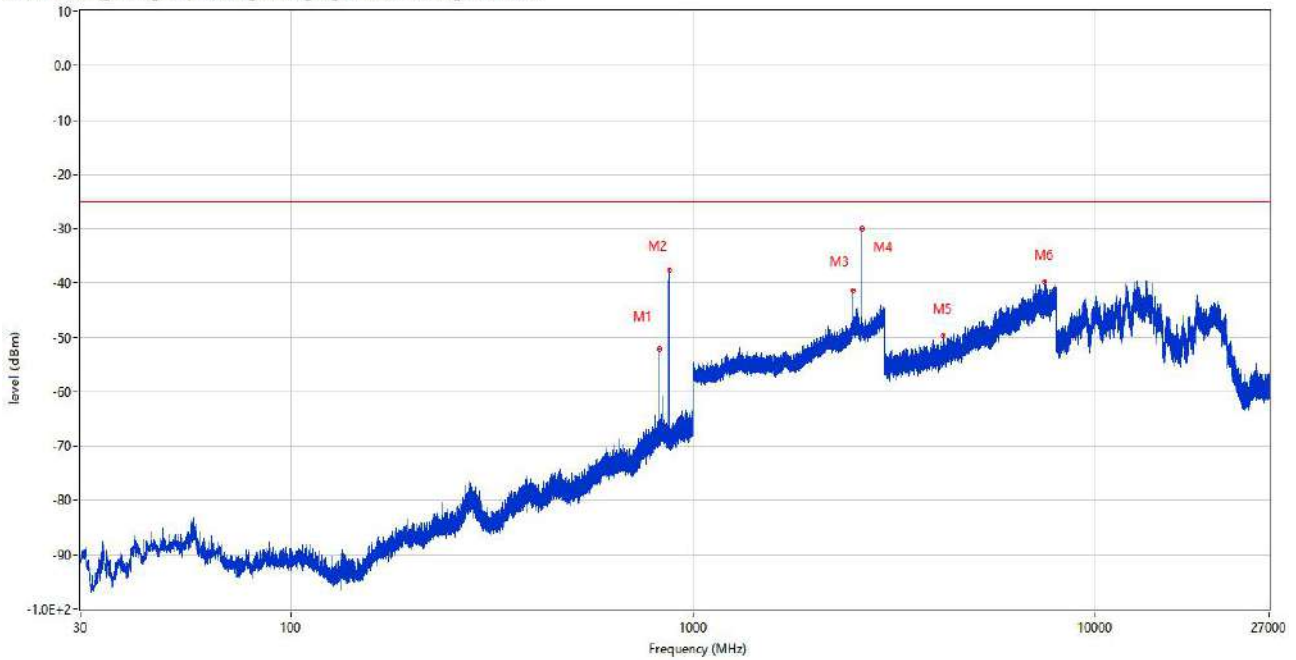
Frequency (MHz)	Result (dBm)	Factor (dB)	Limit (dBm)	Margin (dB)	Table (o)	ANT	EUT	Verdict
1711.700	-47.25	1.42	-25.0	22.25	305.00	Vertical	Horizontal	N/A
2114.200	-44.84	2.99	-25.0	19.84	134.00	Vertical	Horizontal	N/A
2622.400	-42.61	6.30	-25.0	17.61	238.00	Vertical	Horizontal	N/A
4833.500	-46.66	7.98	-25.0	21.66	125.00	Vertical	Horizontal	Pass
7082.500	-40.22	13.73	-25.0	15.22	301.00	Vertical	Horizontal	Pass
11901.175	-39.69	13.94	-25.0	14.69	360.00	Vertical	Horizontal	Pass

RSE(5G NSA FCC)_NSA_5A_n41A(Low) & 5A_n7A & 7A_n5A_814-849&2496-2570_30MHz-27GHz



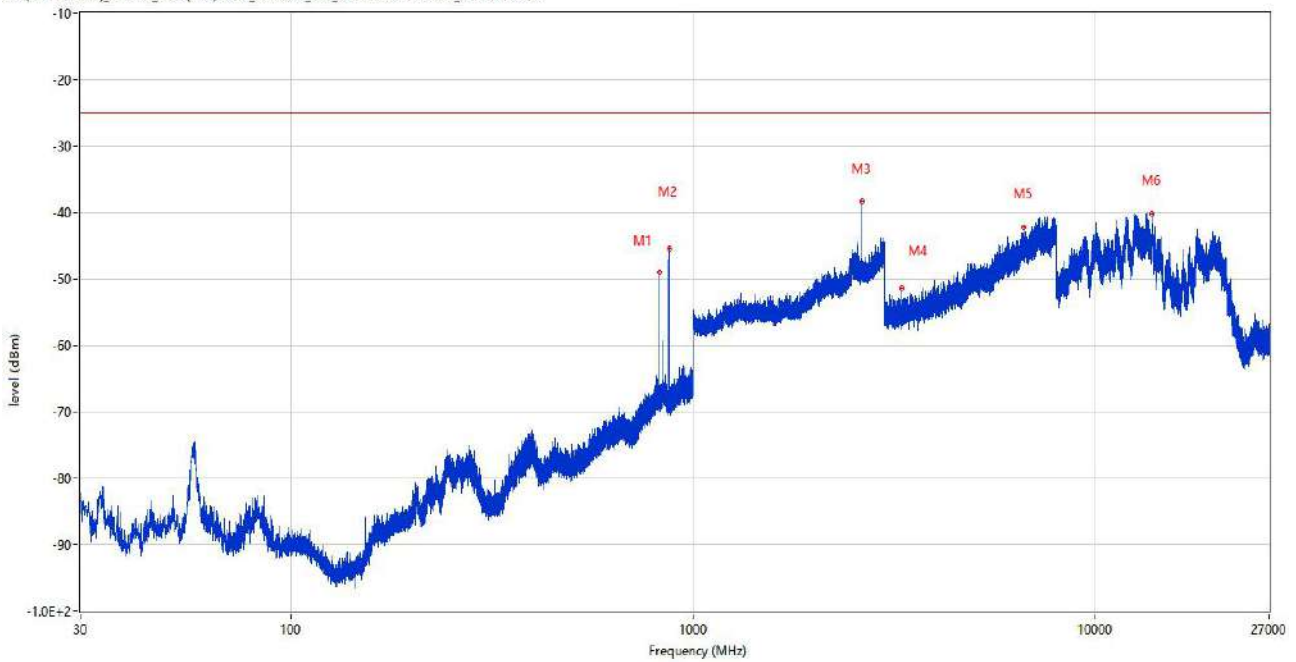
Frequency (MHz)	Result (dBm)	Factor (dB)	Limit (dBm)	Margin (dB)	Table (o)	ANT	EUT	Verdict
824.381	-57.87	5.19	-25.0	32.87	187.00	Horizontal	Horizontal	N/A
870.942	-38.31	4.21	-25.0	13.31	219.00	Horizontal	Horizontal	N/A
2501.100	-38.96	8.11	-25.0	13.96	155.00	Horizontal	Horizontal	N/A
2621.500	-30.74	6.92	-25.0	5.74	213.00	Horizontal	Horizontal	N/A
4519.750	-48.04	8.08	-25.0	23.04	360.00	Horizontal	Horizontal	Pass
9446.850	-41.43	11.68	-25.0	16.43	1.00	Horizontal	Horizontal	Pass

RSE(5G NSA FCC)_NSA_5A_n41A(Low) & 5A_n7A & 7A_n5A_814-849&2496-2570_30MHz-27GHz



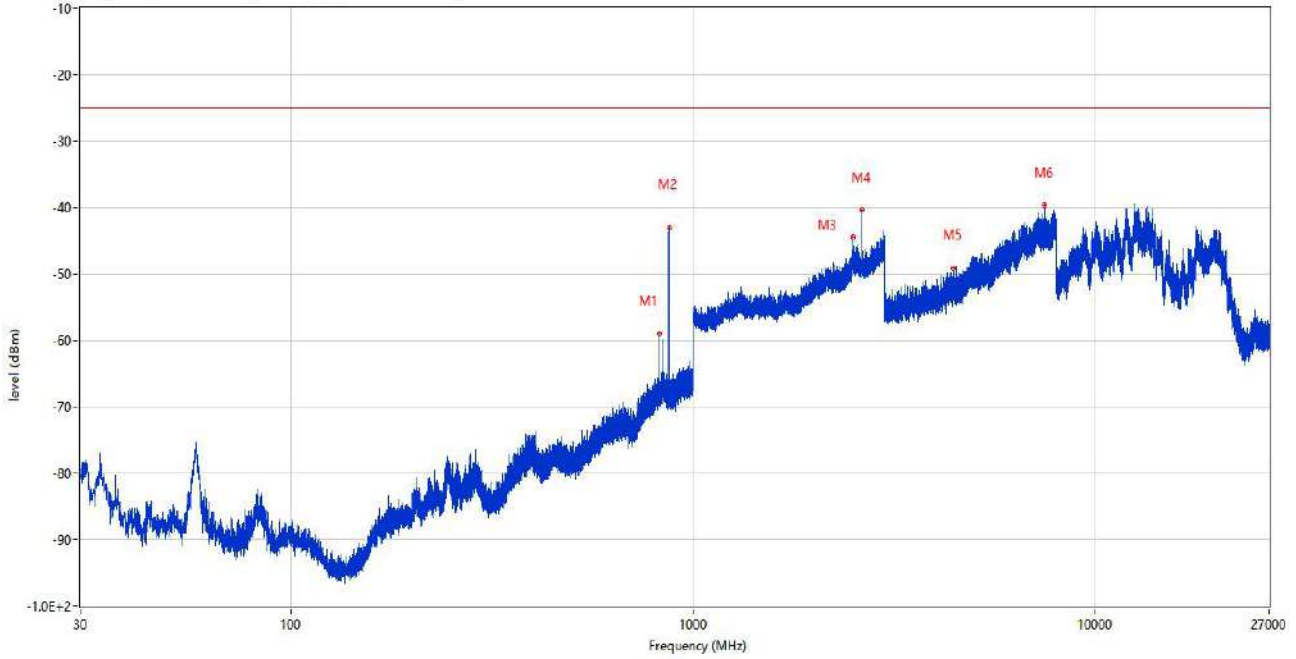
Frequency (MHz)	Result (dBm)	Factor (dB)	Limit (dBm)	Margin (dB)	Table (o)	ANT	EUT	Verdict
824.284	-52.22	5.19	-25.0	27.22	186.00	Horizontal	Vertical	N/A
871.039	-37.73	4.22	-25.0	12.73	229.00	Horizontal	Vertical	N/A
2501.100	-41.40	8.11	-25.0	16.40	1.00	Horizontal	Vertical	N/A
2622.100	-29.89	6.98	-25.0	4.89	202.00	Horizontal	Vertical	N/A
4194.000	-49.70	6.89	-25.0	24.70	360.00	Horizontal	Vertical	Pass
7470.750	-39.82	14.62	-25.0	14.82	350.00	Horizontal	Vertical	Pass

RSE(5G NSA FCC)_NSA_5A_n41A(Low) & 5A_n7A & 7A_n5A_814-849&2496-2570_30MHz-27GHz



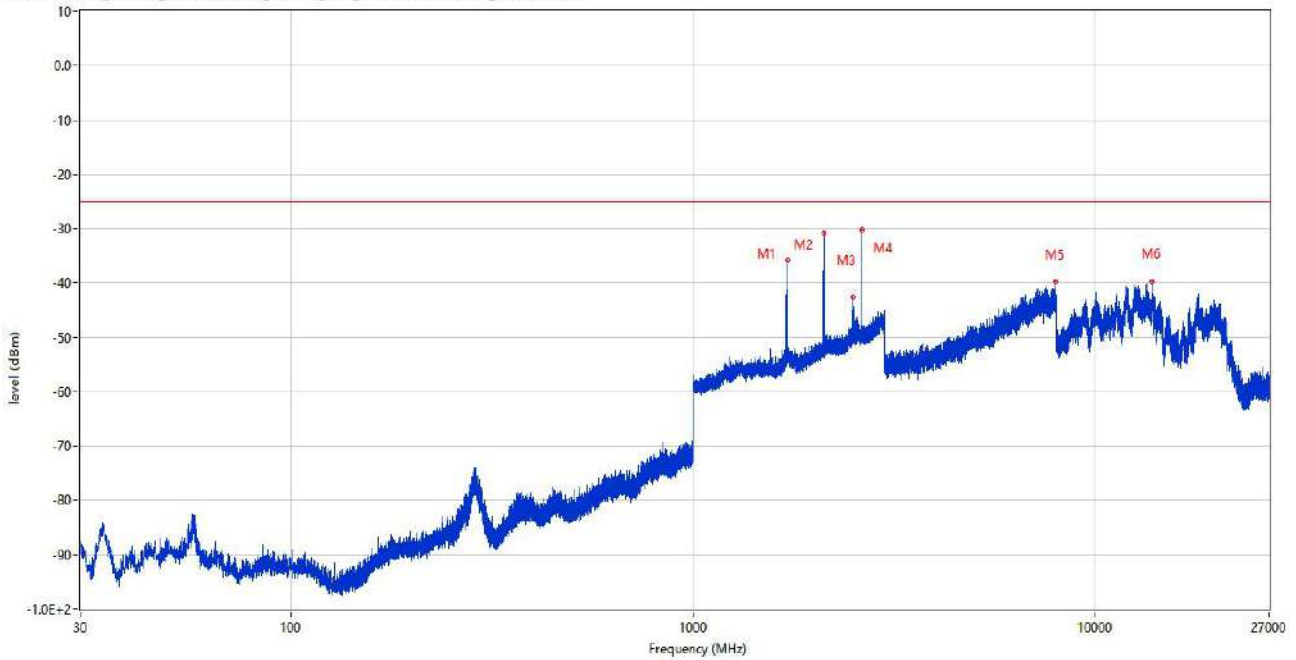
Frequency (MHz)	Result (dBm)	Factor (dB)	Limit (dBm)	Margin (dB)	Table (o)	ANT	EUT	Verdict
824.381	-48.98	5.19	-25.0	23.98	183.00	Vertical	Vertical	N/A
872.445	-45.42	4.06	-25.0	20.42	115.00	Vertical	Vertical	N/A
2624.700	-38.35	7.20	-25.0	13.35	117.00	Vertical	Vertical	N/A
3299.250	-51.41	4.25	-25.0	26.41	170.00	Vertical	Vertical	Pass
6621.750	-42.18	12.85	-25.0	17.18	360.00	Vertical	Vertical	Pass
13825.724	-40.24	16.41	-25.0	15.24	182.00	Vertical	Vertical	Pass

RSE(5G NSA FCC)_NSA 5A_n41A(Low) & 5A_n7A & 7A_n5A_814-849&2496-2570_30MHz-27GHz



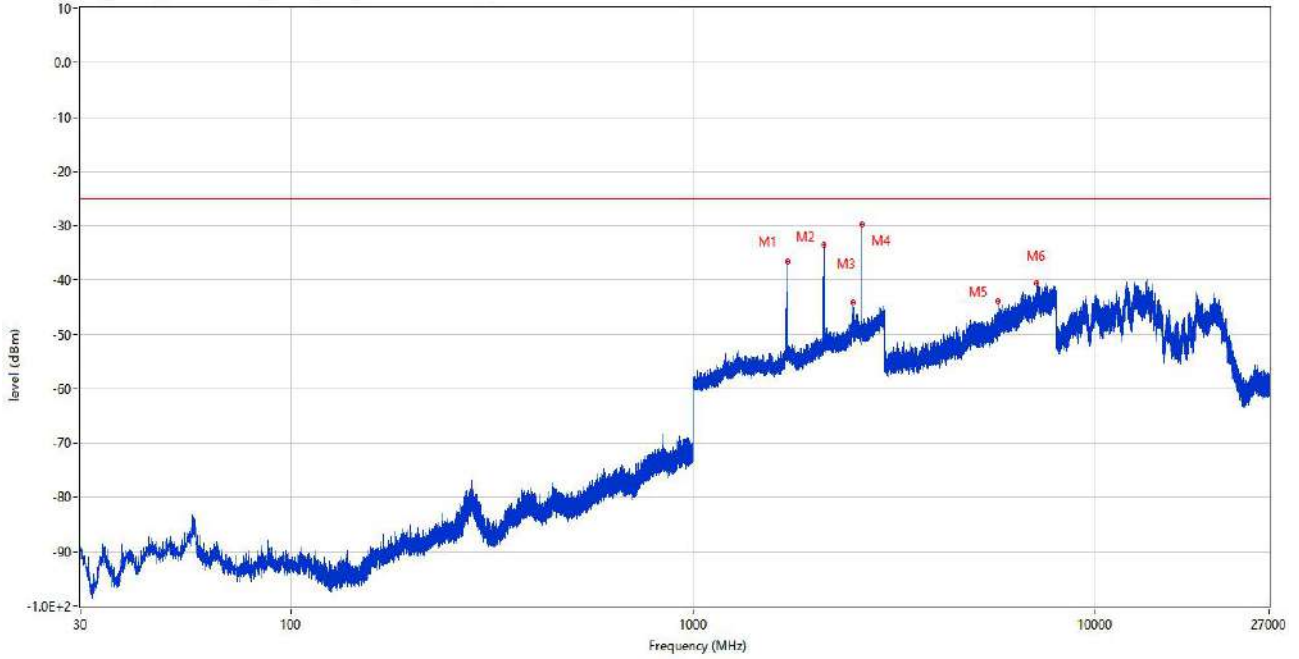
Frequency (MHz)	Result (dBm)	Factor (dB)	Limit (dBm)	Margin (dB)	Table (o)	ANT	EUT	Verdict
824.333	-58.90	5.19	-25.0	33.90	86.00	Vertical	Horizontal	N/A
872.057	-43.11	4.10	-25.0	18.11	111.00	Vertical	Horizontal	N/A
2501.400	-44.46	8.11	-25.0	19.46	127.00	Vertical	Horizontal	N/A
2622.700	-40.41	7.00	-25.0	15.41	116.00	Vertical	Horizontal	N/A
4419.500	-49.08	7.12	-25.0	24.08	218.00	Vertical	Horizontal	Pass
7479.000	-39.71	14.47	-25.0	14.71	302.00	Vertical	Horizontal	Pass

RSE(5G NSA FCC)_NSA_66A_n41A(Low) & 66A_n7A &7A_n66A_1710-1785&2496-2570_30MHz-27GHz



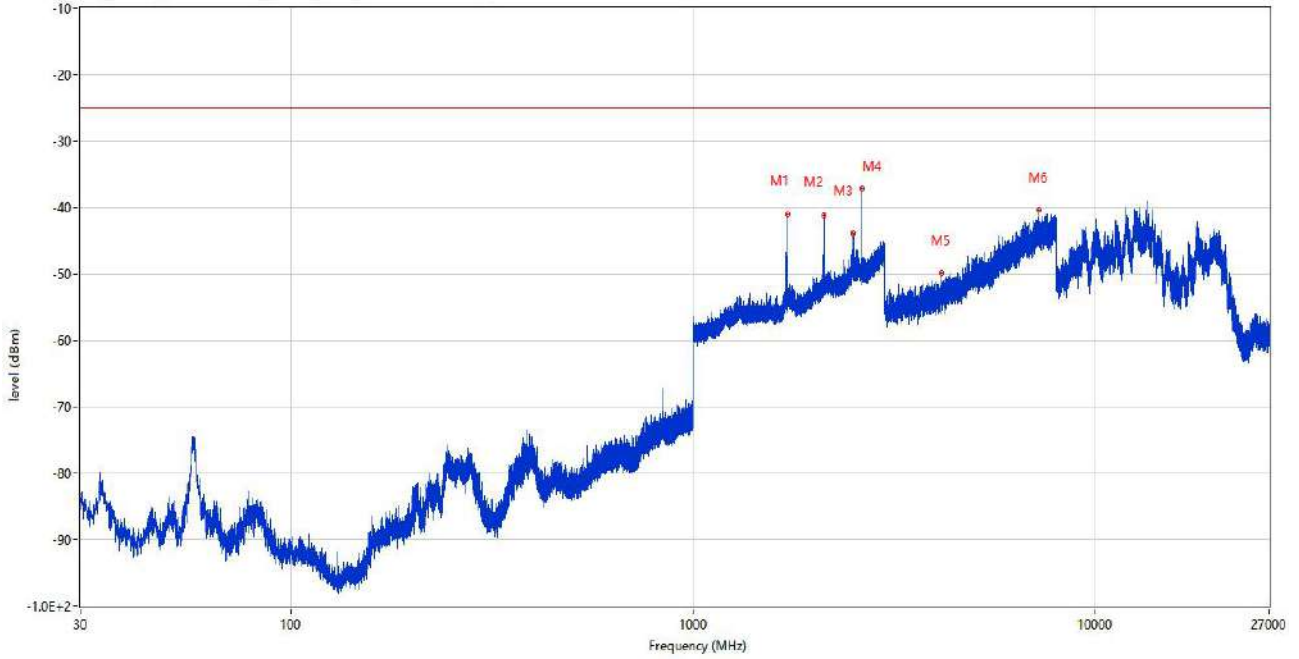
Frequency (MHz)	Result (dBm)	Factor (dB)	Limit (dBm)	Margin (dB)	Table (o)	ANT	EUT	Verdict
1711.500	-35.83	1.42	-25.0	10.83	136.00	Horizontal	Horizontal	N/A
2112.200	-30.81	3.15	-25.0	5.81	248.00	Horizontal	Horizontal	N/A
2502.400	-42.56	6.87	-25.0	17.56	237.00	Horizontal	Horizontal	N/A
2624.300	-30.16	6.36	-25.0	5.16	207.00	Horizontal	Horizontal	N/A
7946.000	-39.73	15.00	-25.0	14.73	360.00	Horizontal	Horizontal	Pass
13816.537	-39.63	16.62	-25.0	14.63	209.00	Horizontal	Horizontal	Pass

RSE(5G NSA FCC)_NSA_66A_n41A(Low) & 66A_n7A &7A_n66A_1710-1785&2496-2570_30MHz-27GHz



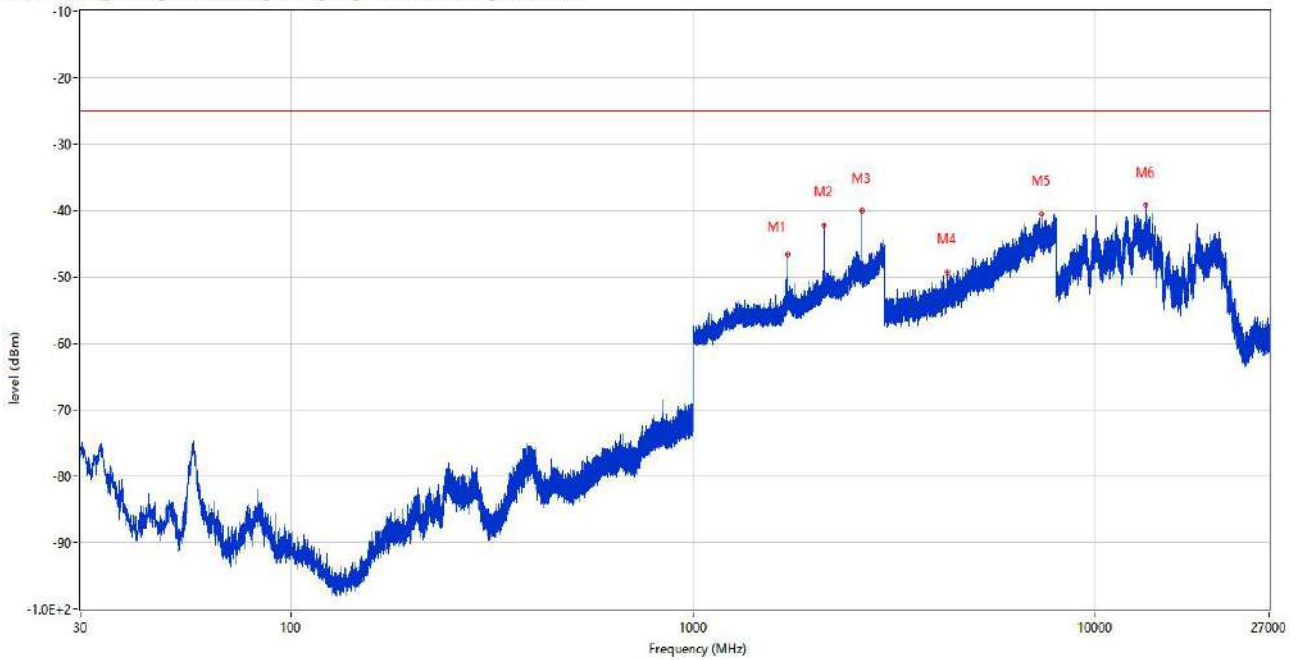
Frequency (MHz)	Result (dBm)	Factor (dB)	Limit (dBm)	Margin (dB)	Table (o)	ANT	EUT	Verdict
1711.700	-36.56	1.42	-25.0	11.56	192.00	Horizontal	Vertical	N/A
2113.200	-33.52	3.03	-25.0	8.52	116.00	Horizontal	Vertical	N/A
2502.600	-44.07	6.88	-25.0	19.07	360.00	Horizontal	Vertical	N/A
2622.400	-29.82	6.30	-25.0	4.82	125.00	Horizontal	Vertical	N/A
5732.750	-43.87	9.82	-25.0	18.87	3.00	Horizontal	Vertical	Pass
7131.500	-40.54	13.83	-25.0	15.54	86.00	Horizontal	Vertical	Pass

RSE(5G NSA FCC)_NSA_66A_n41A(Low) & 66A_n7A &7A_n66A_1710-1785&2496-2570_30MHz-27GHz



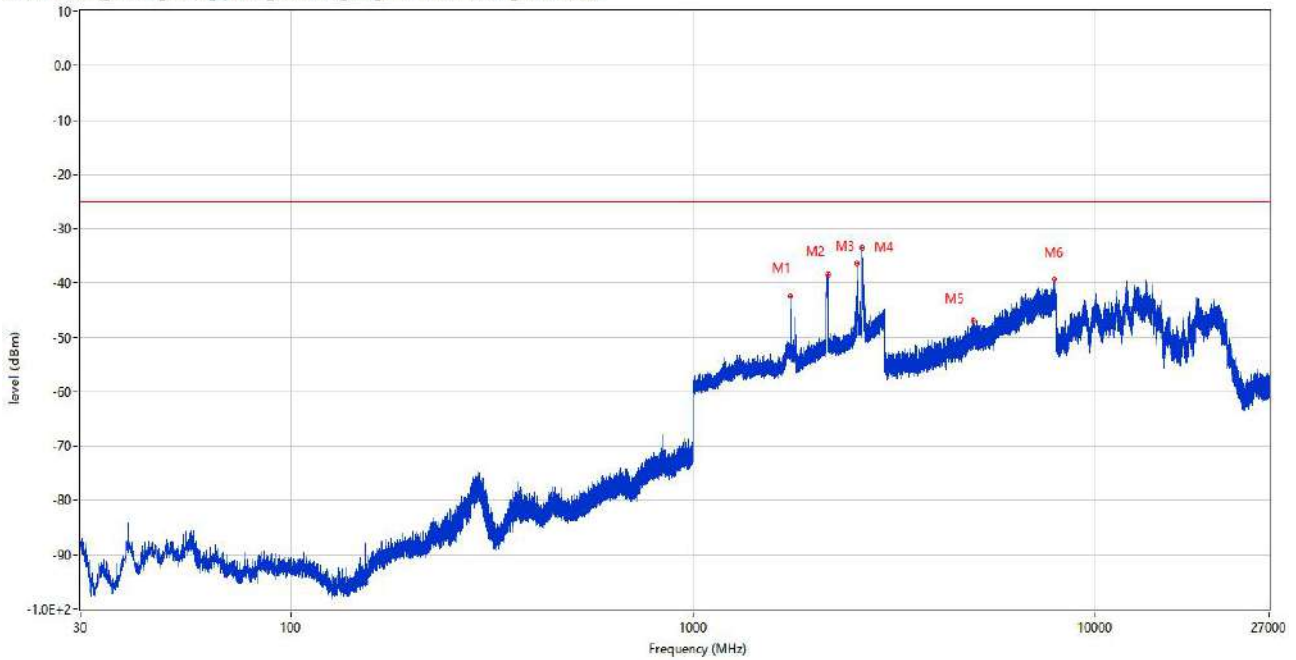
Frequency (MHz)	Result (dBm)	Factor (dB)	Limit (dBm)	Margin (dB)	Table (o)	ANT	EUT	Verdict
1711.500	-40.99	1.42	-25.0	15.99	136.00	Vertical	Vertical	N/A
2113.500	-41.20	3.02	-25.0	16.20	117.00	Vertical	Vertical	N/A
2502.300	-43.97	6.87	-25.0	18.97	79.00	Vertical	Vertical	N/A
2622.200	-37.14	6.28	-25.0	12.14	117.00	Vertical	Vertical	N/A
4136.500	-49.91	6.25	-25.0	24.91	174.00	Vertical	Vertical	Pass
7216.250	-40.39	14.00	-25.0	15.39	360.00	Vertical	Vertical	Pass

RSE(5G NSA FCC)_NSA_66A_n41A(Low) & 66A_n7A &7A_n66A_1710-1785&2496-2570_30MHz-27GHz



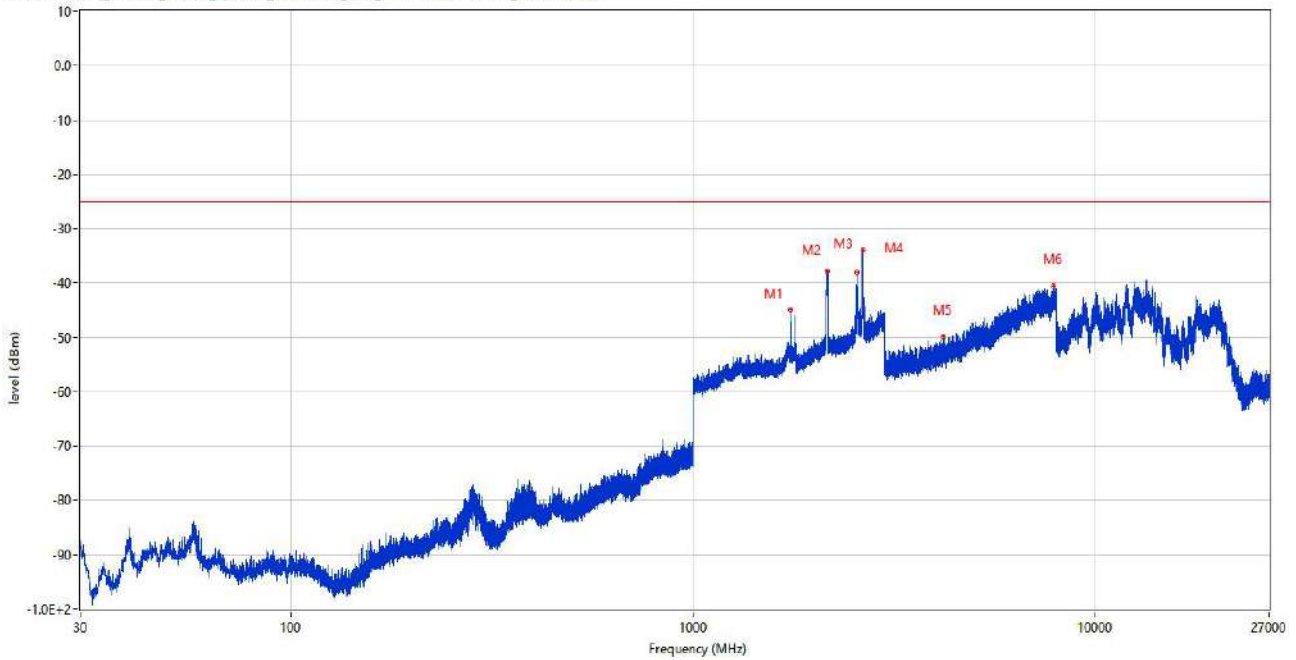
Frequency (MHz)	Result (dBm)	Factor (dB)	Limit (dBm)	Margin (dB)	Table (o)	ANT	EUT	Verdict
1711.800	-46.59	1.42	-25.0	21.59	55.00	Vertical	Horizontal	N/A
2114.700	-42.14	2.91	-25.0	17.14	143.00	Vertical	Horizontal	N/A
2624.200	-40.03	6.36	-25.0	15.03	124.00	Vertical	Horizontal	N/A
4285.000	-49.27	6.50	-25.0	24.27	360.00	Vertical	Horizontal	Pass
7357.250	-40.42	14.51	-25.0	15.42	185.00	Vertical	Horizontal	Pass
13376.588	-39.23	16.79	-25.0	14.23	52.00	Vertical	Horizontal	Pass

RSE(5G NSA FCC)_NSA_66A_n41A(High) & 66A_n38A & 38A_n66A_1710-1785&2620-2690_30MHz-27GHz



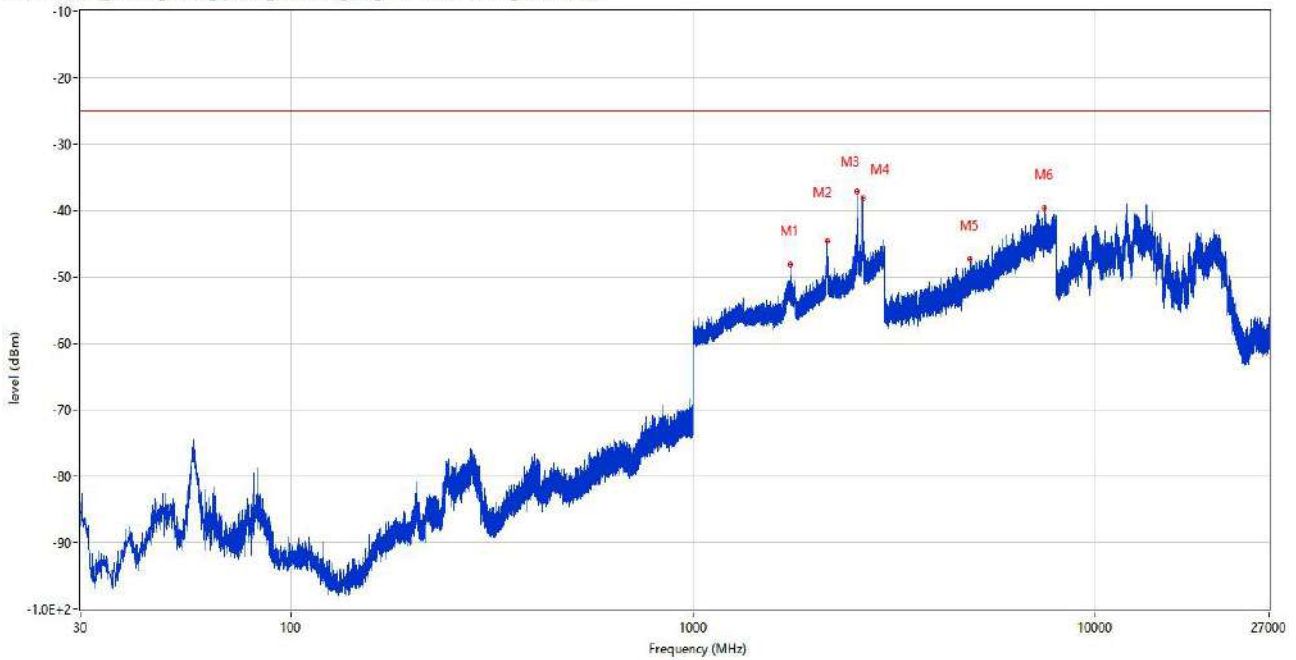
Frequency (MHz)	Result (dBm)	Factor (dB)	Limit (dBm)	Margin (dB)	Table (o)	ANT	EUT	Verdict
1749.600	-42.39	2.07	-25.0	17.39	128.00	Horizontal	Horizontal	N/A
2159.800	-38.41	3.62	-25.0	13.41	268.00	Horizontal	Horizontal	N/A
2559.400	-36.49	7.99	-25.0	11.49	287.00	Horizontal	Horizontal	N/A
2633.500	-33.53	7.39	-25.0	8.53	221.00	Horizontal	Horizontal	N/A
4953.000	-47.03	8.34	-25.0	22.03	100.00	Horizontal	Horizontal	Pass
7909.750	-39.36	14.69	-25.0	14.36	283.00	Horizontal	Horizontal	Pass

RSE(5G NSA FCC)_NSA_66A_n41A(High) & 66A_n38A & 38A_n66A_1710-1785&2620-2690_30MHz-27GHz



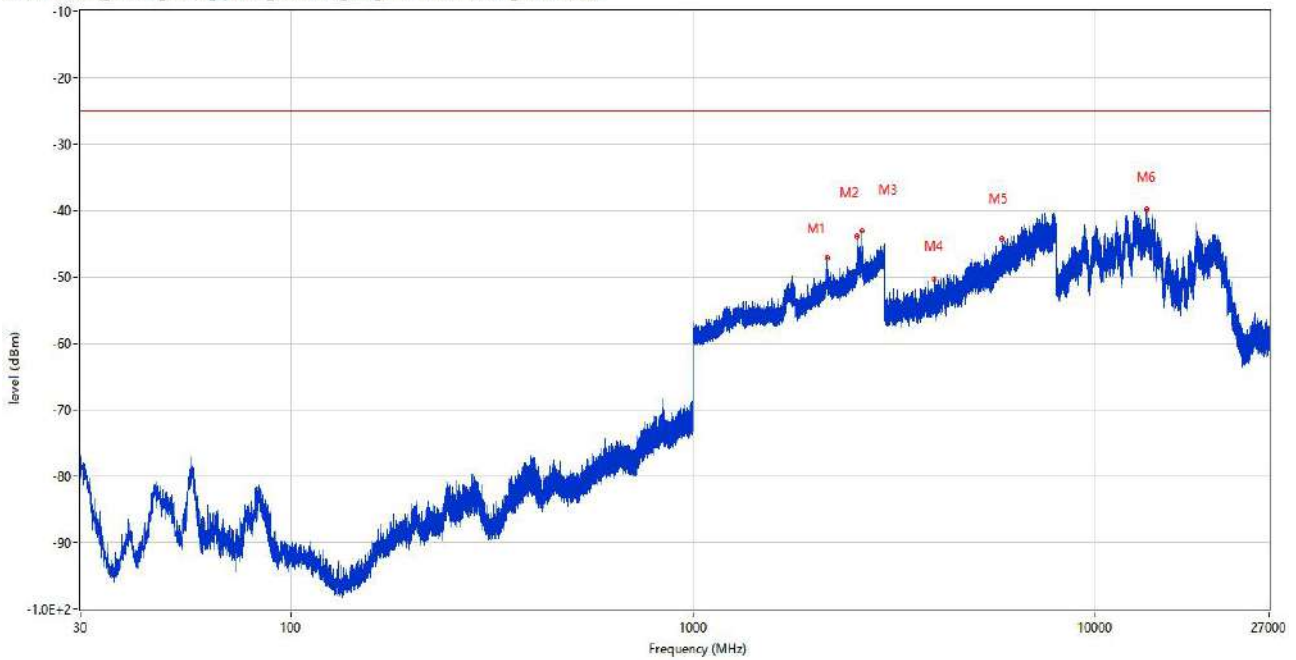
Frequency (MHz)	Result (dBm)	Factor (dB)	Limit (dBm)	Margin (dB)	Table (o)	ANT	EUT	Verdict
1747.700	-44.98	2.09	-25.0	19.98	174.00	Horizontal	Vertical	N/A
2151.000	-37.75	3.74	-25.0	12.75	70.00	Horizontal	Vertical	N/A
2557.300	-38.08	7.60	-25.0	13.08	155.00	Horizontal	Vertical	N/A
2636.100	-33.94	7.37	-25.0	8.94	360.00	Horizontal	Vertical	N/A
4186.250	-49.93	7.09	-25.0	24.93	352.00	Horizontal	Vertical	Pass
7852.500	-40.51	14.60	-25.0	15.51	235.00	Horizontal	Vertical	Pass

RSE(5G NSA FCC)_NSA_66A_n41A(High) & 66A_n38A & 38A_n66A_1710-1785&2620-2690_30MHz-27GHz



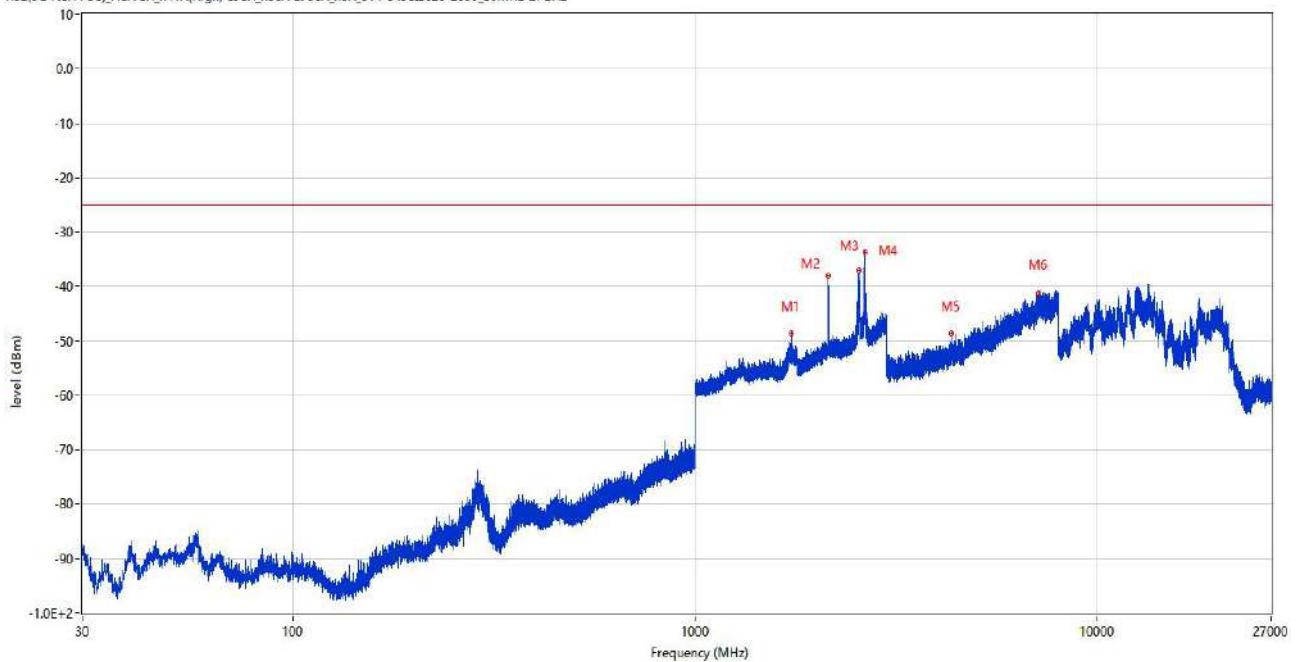
Frequency (MHz)	Result (dBm)	Factor (dB)	Limit (dBm)	Margin (dB)	Table (o)	ANT	EUT	Verdict
1747.300	-48.07	2.09	-25.0	23.07	57.00	Vertical	Vertical	N/A
2153.400	-44.64	3.60	-25.0	19.64	133.00	Vertical	Vertical	N/A
2551.700	-37.13	6.66	-25.0	12.13	340.00	Vertical	Vertical	N/A
2636.200	-38.19	7.36	-25.0	13.19	304.00	Vertical	Vertical	N/A
4887.250	-47.28	8.25	-25.0	22.28	184.00	Vertical	Vertical	Pass
7486.250	-39.60	14.27	-25.0	14.60	360.00	Vertical	Vertical	Pass

RSE(5G NSA FCC)_NSA_66A_n41A(High) & 66A_n38A & 38A_n66A_1710-1785&2620-2690_30MHz-27GHz



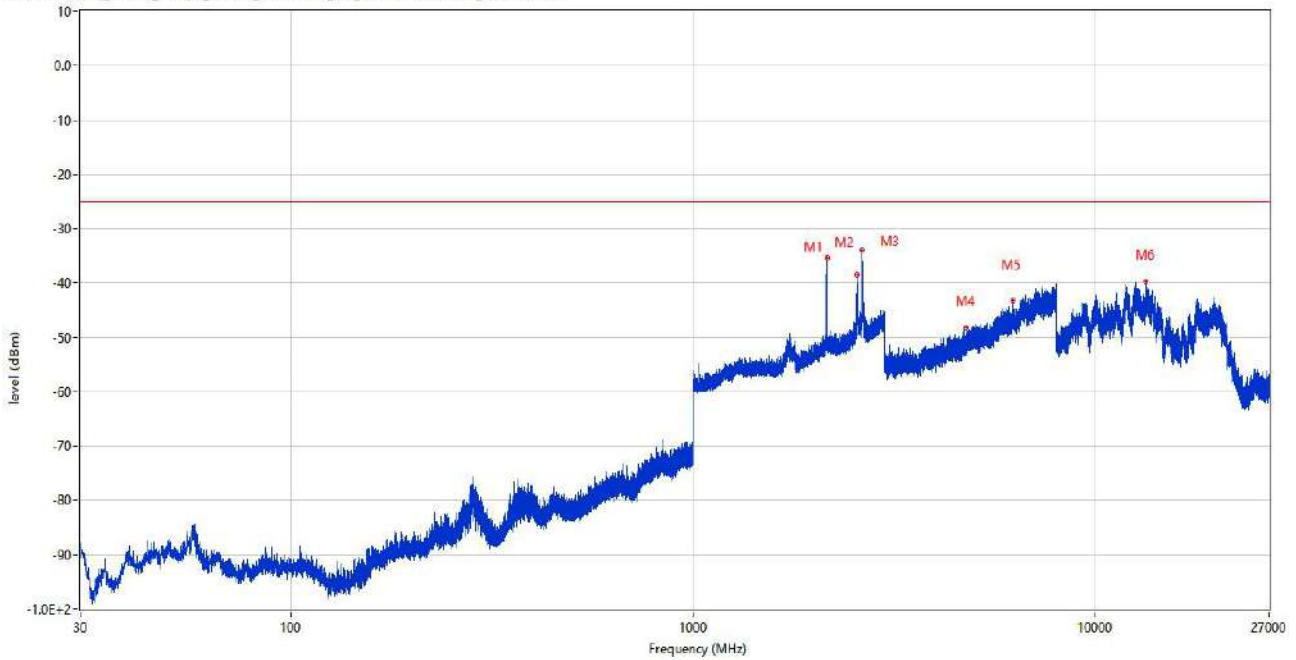
Frequency (MHz)	Result (dBm)	Factor (dB)	Limit (dBm)	Margin (dB)	Table (o)	ANT	EUT	Verdict
2153.500	-47.20	3.61	-25.0	22.20	221.00	Vertical	Horizontal	N/A
2559.000	-43.97	7.82	-25.0	18.97	173.00	Vertical	Horizontal	N/A
2629.200	-43.09	7.68	-25.0	18.09	144.00	Vertical	Horizontal	N/A
3980.000	-50.40	6.30	-25.0	25.40	9.00	Vertical	Horizontal	Pass
5843.250	-44.31	10.77	-25.0	19.31	240.00	Vertical	Horizontal	Pass
13386.825	-39.85	16.89	-25.0	14.85	360.00	Vertical	Horizontal	Pass

RSE(5G NSA FCC)_NSA 5A_n41A(High) & 5A_n38A & 38A_n5A_814-849&2620-2690_30MHz-27GHz



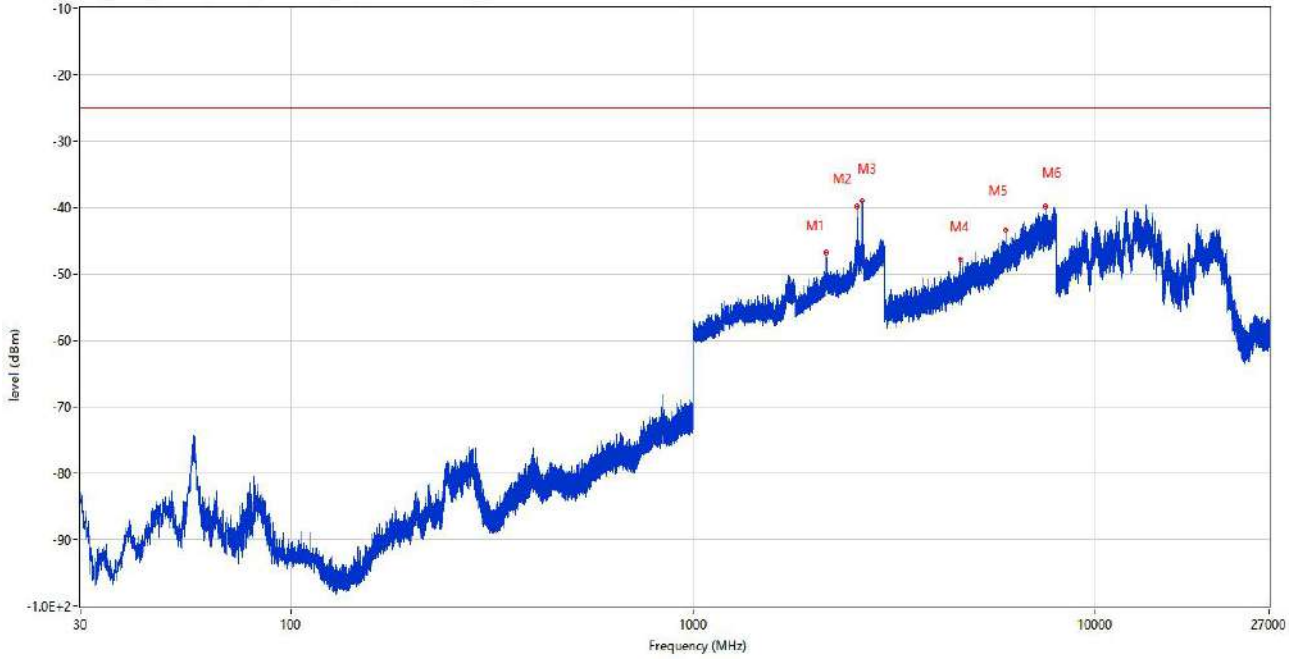
Frequency (MHz)	Result (dBm)	Factor (dB)	Limit (dBm)	Margin (dB)	Table (o)	ANT	EUT	Verdict
1737.300	-48.61	2.18	-25.0	23.61	129.00	Horizontal	Horizontal	N/A
2143.100	-37.99	3.67	-25.0	12.99	273.00	Horizontal	Horizontal	N/A
2557.000	-37.03	7.55	-25.0	12.03	148.00	Horizontal	Horizontal	N/A
2641.500	-33.77	7.51	-25.0	8.77	158.00	Horizontal	Horizontal	N/A
4332.750	-48.63	7.03	-25.0	23.63	3.00	Horizontal	Horizontal	Pass
7140.750	-41.07	14.12	-25.0	16.07	253.00	Horizontal	Horizontal	Pass

RSE(5G NSA FCC_NSA 5A_n41A(High) & 5A_n38A & 38A_n5A_614-649&2620-2690_30MHz-27GHz



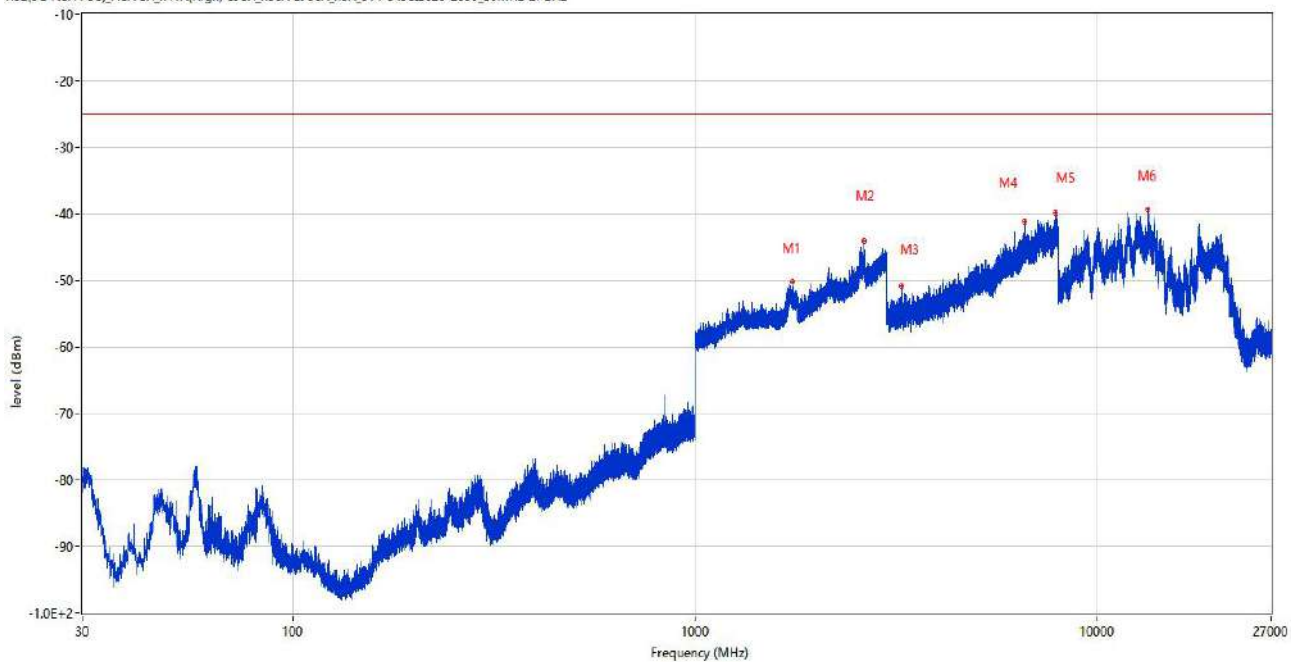
Frequency (MHz)	Result (dBm)	Factor (dB)	Limit (dBm)	Margin (dB)	Table (o)	ANT	EUT	Verdict
2149.300	-35.43	3.87	-25.0	10.43	68.00	Horizontal	Vertical	N/A
2558.800	-38.52	7.73	-25.0	13.52	1.00	Horizontal	Vertical	N/A
2626.800	-33.88	8.13	-25.0	8.88	1.00	Horizontal	Vertical	N/A
4759.750	-48.26	7.66	-25.0	23.26	14.00	Horizontal	Vertical	Pass
6236.500	-43.15	11.79	-25.0	18.15	30.00	Horizontal	Vertical	Pass
13383.151	-39.71	16.85	-25.0	14.71	360.00	Horizontal	Vertical	Pass

RSE(5G NSA FCC)_NSA 5A_n41A(High) & 5A_n38A & 38A_n5A_814-849&2620-2690_30MHz-27GHz



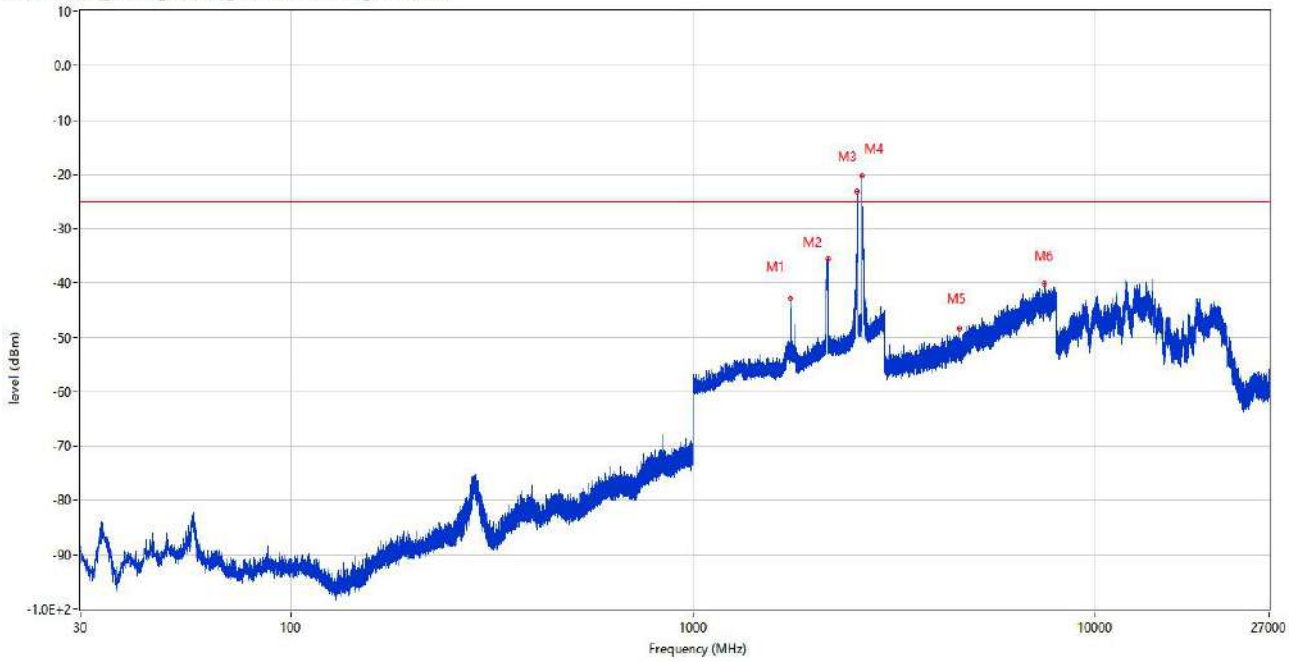
Frequency (MHz)	Result (dBm)	Factor (dB)	Limit (dBm)	Margin (dB)	Table (o)	ANT	EUT	Verdict
2143.700	-46.78	3.67	-25.0	21.78	116.00	Vertical	Vertical	N/A
2559.800	-39.78	8.11	-25.0	14.78	231.00	Vertical	Vertical	N/A
2628.700	-38.98	7.78	-25.0	13.98	116.00	Vertical	Vertical	N/A
4603.500	-47.82	7.15	-25.0	22.82	360.00	Vertical	Vertical	Pass
6000.750	-43.31	11.36	-25.0	18.31	360.00	Vertical	Vertical	Pass
7515.750	-39.91	13.96	-25.0	14.91	360.00	Vertical	Vertical	Pass

RSE(5G NSA FCC,NSA 5A_n41A(High) & 5A_n38A & 38A_n5A_814-849&2620-2690_30MHz-27GHz



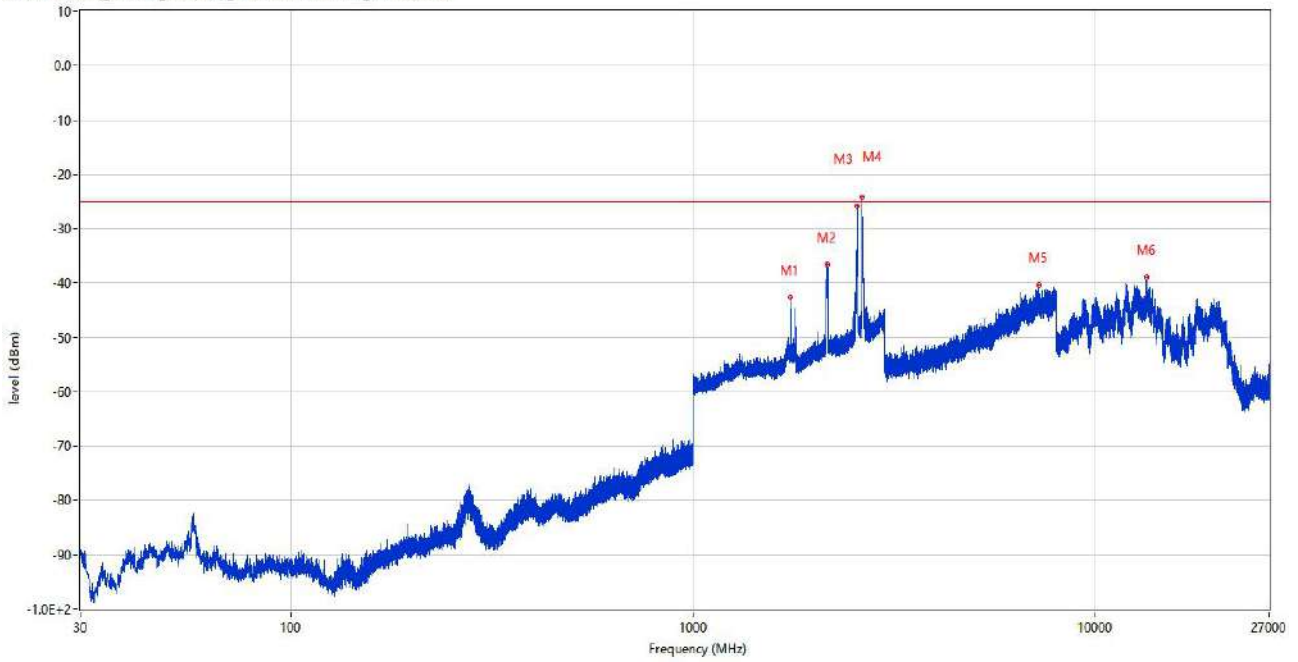
Frequency (MHz)	Result (dBm)	Factor (dB)	Limit (dBm)	Margin (dB)	Table (o)	ANT	EUT	Verdict
1743.400	-50.15	2.12	-25.0	25.15	37.00	Vertical	Horizontal	N/A
2625.500	-44.07	8.13	-25.0	19.07	104.00	Vertical	Horizontal	N/A
3267.500	-50.87	3.76	-25.0	25.87	198.00	Vertical	Horizontal	Pass
6583.250	-41.17	13.39	-25.0	16.17	64.00	Vertical	Horizontal	Pass
7873.000	-39.90	14.77	-25.0	14.90	360.00	Vertical	Horizontal	Pass
13360.050	-39.28	16.63	-25.0	14.28	360.00	Vertical	Horizontal	Pass

RSE(5G NSA FCC)_NSA 66A_n41A(Mid)_1710-1785&2570-2620_30MHz-27GHz



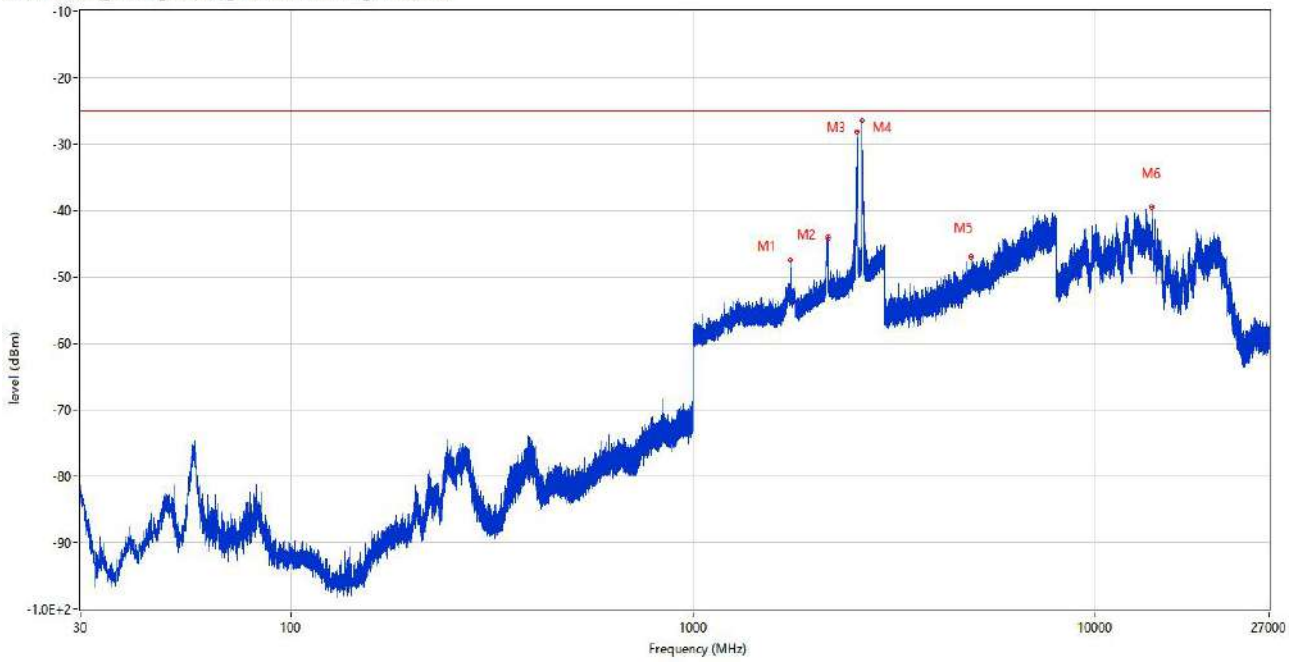
Frequency (MHz)	Result (dBm)	Factor (dB)	Limit (dBm)	Margin (dB)	Table (o)	ANT	EUT	Verdict
1749.600	-42.86	2.07	-25.0	17.86	136.00	Horizontal	Horizontal	N/A
2159.400	-35.67	3.62	-25.0	10.67	238.00	Horizontal	Horizontal	N/A
2556.900	-23.22	7.53	-25.0	-1.78	146.00	Horizontal	Horizontal	N/A
2632.500	-20.30	7.40	-25.0	-4.70	146.00	Horizontal	Horizontal	N/A
4575.750	-48.52	6.92	-25.0	23.52	21.00	Horizontal	Horizontal	Pass
7473.000	-40.04	14.66	-25.0	15.04	218.00	Horizontal	Horizontal	Pass

RSE(5G NSA FCC)_NSA 66A_n41A(Mid)_1710-1785&2570-2620_30MHz-27GHz



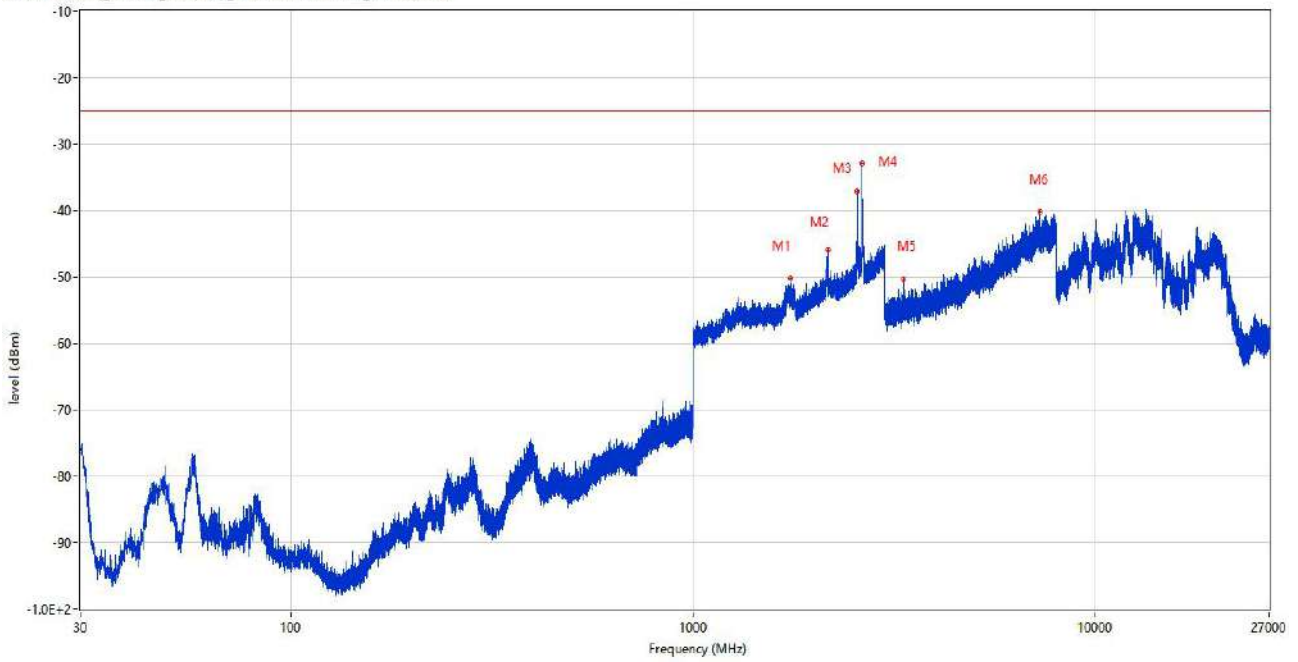
Frequency (MHz)	Result (dBm)	Factor (dB)	Limit (dBm)	Margin (dB)	Table (o)	ANT	EUT	Verdict
1747.300	-42.67	2.09	-25.0	17.67	360.00	Horizontal	Vertical	N/A
2147.500	-36.63	3.92	-25.0	11.63	239.00	Horizontal	Vertical	N/A
2556.000	-25.92	7.48	-25.0	0.92	360.00	Horizontal	Vertical	N/A
2630.000	-24.20	7.66	-25.0	-0.80	360.00	Horizontal	Vertical	N/A
7204.250	-40.43	13.98	-25.0	15.43	255.00	Horizontal	Vertical	Pass
13418.849	-38.96	16.60	-25.0	13.96	1.00	Horizontal	Vertical	Pass

RSE(5G NSA FCC)_NSA 66A_n41A(Mid)_1710-1785&2570-2620_30MHz-27GHz



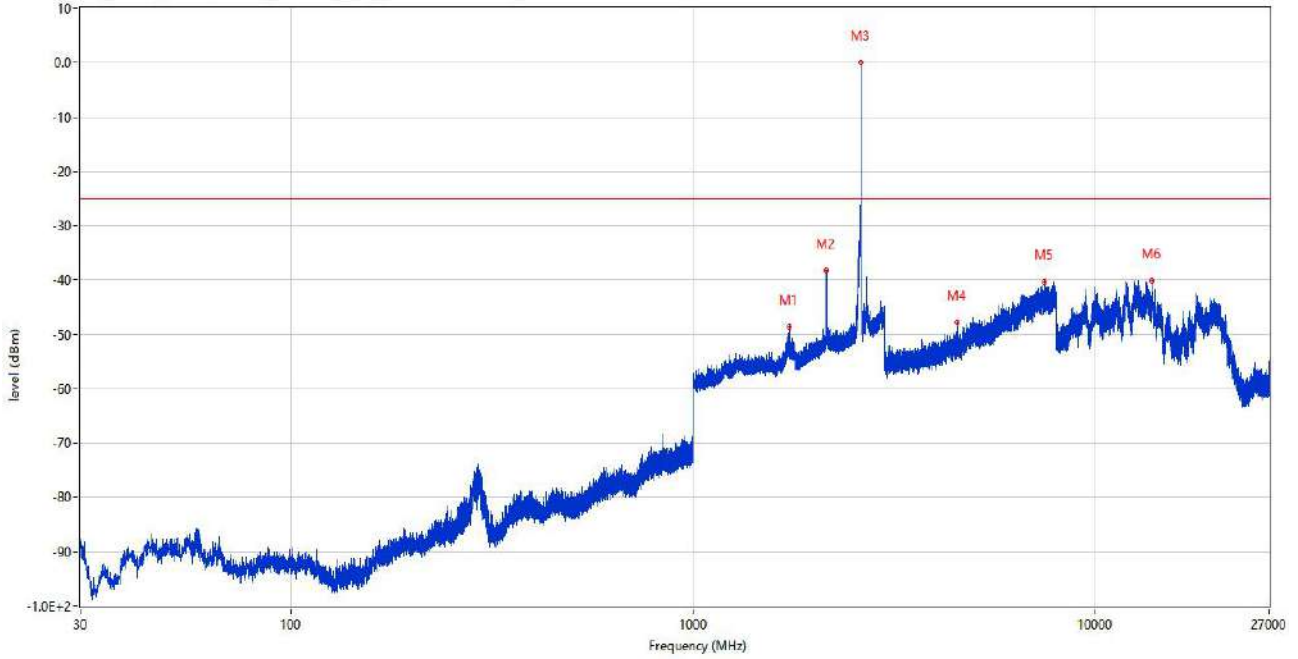
Frequency (MHz)	Result (dBm)	Factor (dB)	Limit (dBm)	Margin (dB)	Table (o)	ANT	EUT	Verdict
1749.600	-47.51	2.07	-25.0	22.51	30.00	Vertical	Vertical	N/A
2159.700	-44.02	3.62	-25.0	19.02	360.00	Vertical	Vertical	N/A
2556.000	-28.11	7.48	-25.0	3.11	360.00	Vertical	Vertical	N/A
2630.100	-26.46	7.65	-25.0	1.46	218.00	Vertical	Vertical	N/A
4911.250	-46.89	8.39	-25.0	21.89	39.00	Vertical	Vertical	Pass
13811.550	-39.44	16.74	-25.0	14.44	1.00	Vertical	Vertical	Pass

RSE(5G NSA FCC)_NSA 66A_n41A(Mid)_1710-1785&2570-2620_30MHz-27GHz



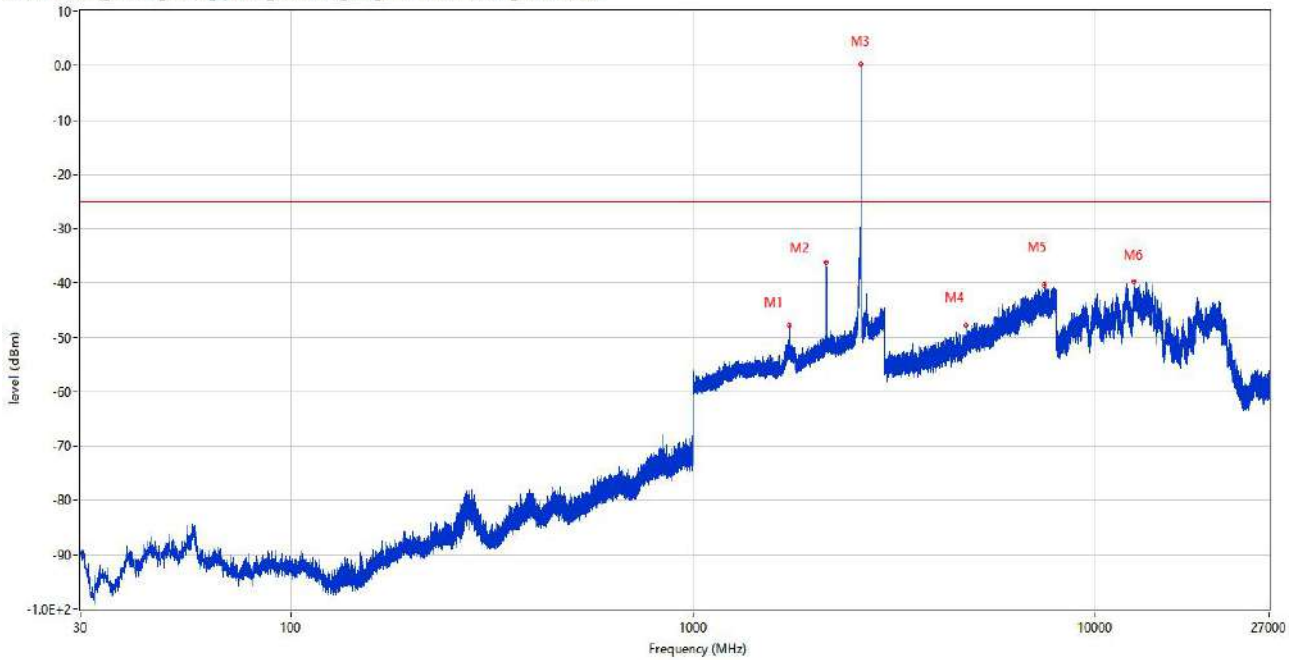
Frequency (MHz)	Result (dBm)	Factor (dB)	Limit (dBm)	Margin (dB)	Table (o)	ANT	EUT	Verdict
1749.000	-50.18	2.08	-25.0	25.18	90.00	Vertical	Horizontal	N/A
2161.400	-46.02	3.63	-25.0	21.02	128.00	Vertical	Horizontal	N/A
2557.600	-37.14	7.66	-25.0	12.14	98.00	Vertical	Horizontal	N/A
2632.800	-32.90	7.39	-25.0	7.90	222.00	Vertical	Horizontal	N/A
3338.750	-50.32	4.25	-25.0	25.32	5.00	Vertical	Horizontal	Pass
7252.750	-40.20	14.77	-25.0	15.20	204.00	Vertical	Horizontal	Pass

RSE(5G NSA FCC_NSA 66A_n41A(High) & 66A_n38A & 38A_n66A_1710-1785&2620-2690_30MHz-27GHz)



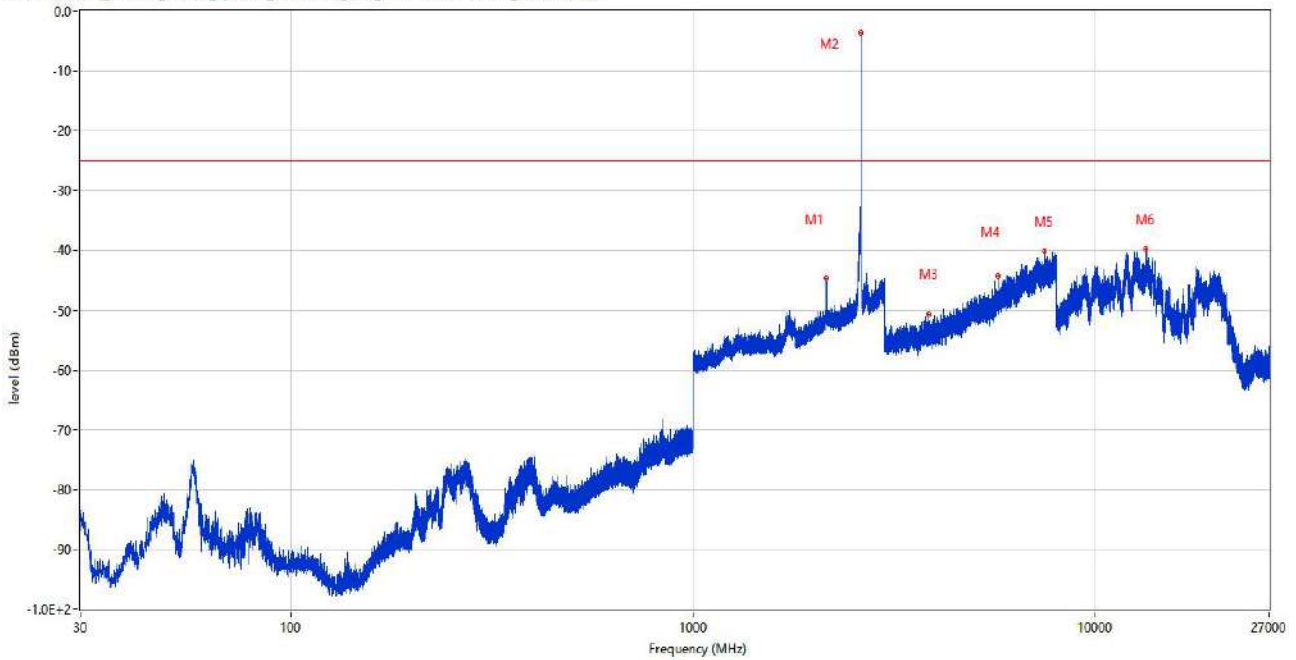
Frequency (MHz)	Result (dBm)	Factor (dB)	Limit (dBm)	Margin (dB)	Table (o)	ANT	EUT	Verdict
1737.600	-48.69	2.04	-25.0	23.69	119.00	Horizontal	Horizontal	N/A
2142.800	-38.25	3.61	-25.0	13.25	248.00	Horizontal	Horizontal	N/A
2616.300	0.07	8.01	-25.0	-25.07	175.00	Horizontal	Horizontal	N/A
4524.750	-47.85	8.19	-25.0	22.85	7.00	Horizontal	Horizontal	Pass
7472.750	-40.35	14.67	-25.0	15.35	1.00	Horizontal	Horizontal	Pass
13828.088	-40.17	16.35	-25.0	15.17	78.00	Horizontal	Horizontal	Pass

RSE(5G NSA FCC_NSA 66A_n41A(High) & 66A_n38A & 38A_n66A_1710-1785&2620-2690_30MHz-27GHz)



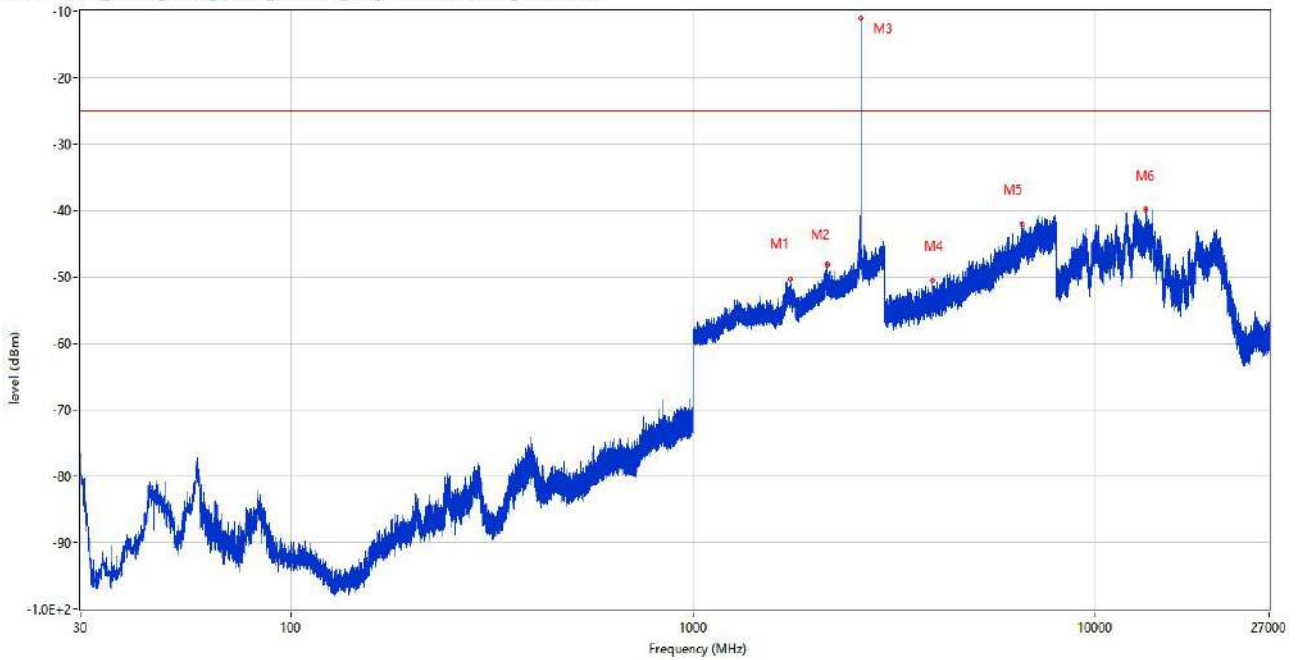
Frequency (MHz)	Result (dBm)	Factor (dB)	Limit (dBm)	Margin (dB)	Table (o)	ANT	EUT	Verdict
1737.200	-47.90	2.04	-25.0	22.90	360.00	Horizontal	Vertical	N/A
2143.600	-36.19	3.60	-25.0	11.19	302.00	Horizontal	Vertical	N/A
2616.200	0.18	8.01	-25.0	-25.18	360.00	Horizontal	Vertical	N/A
4759.750	-47.72	7.66	-25.0	22.72	168.00	Horizontal	Vertical	Pass
7478.750	-40.34	14.50	-25.0	15.34	14.00	Horizontal	Vertical	Pass
12492.313	-39.82	14.65	-25.0	14.82	140.00	Horizontal	Vertical	Pass

RSE(5G NSA FCC)_NSA_66A_n41A(High) & 66A_n38A & 38A_n66A_1710-1785&2620-2690_30MHz-27GHz



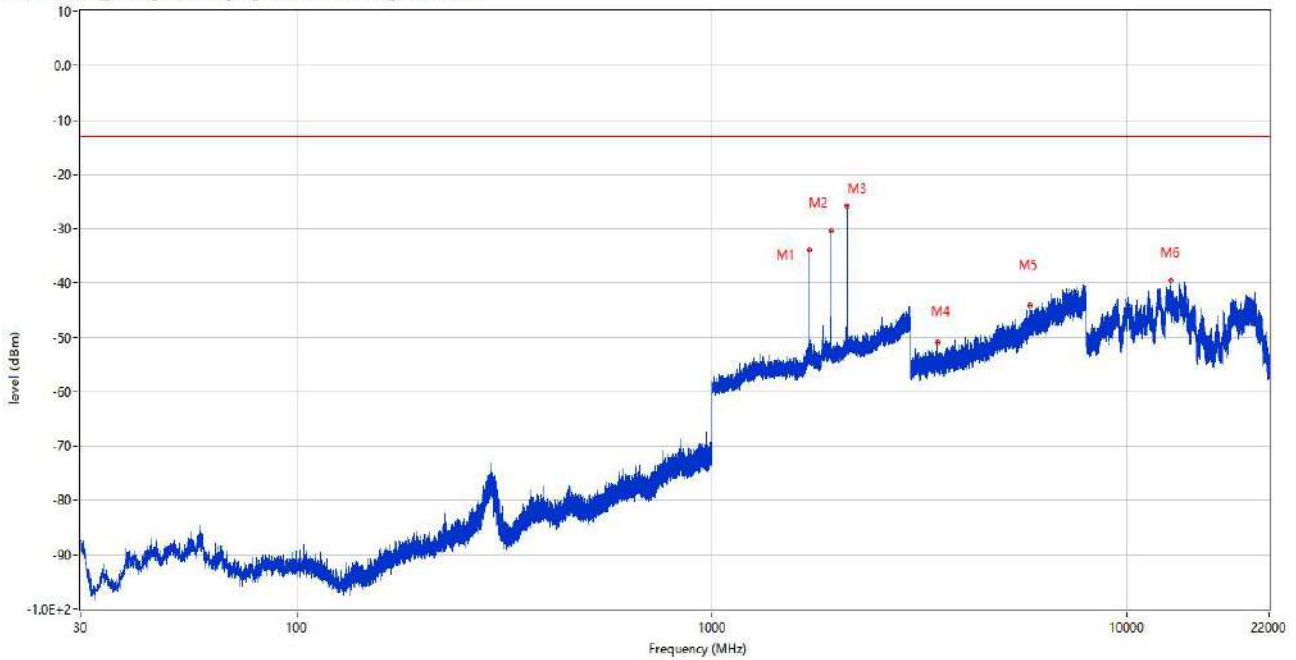
Frequency (MHz)	Result (dBm)	Factor (dB)	Limit (dBm)	Margin (dB)	Table (o)	ANT	EUT	Verdict
2143.500	-44.71	3.61	-25.0	19.71	360.00	Vertical	Vertical	N/A
2616.400	-3.54	8.01	-25.0	-21.46	278.00	Vertical	Vertical	N/A
3834.250	-50.65	5.50	-25.0	25.65	144.00	Vertical	Vertical	Pass
5733.000	-44.29	9.82	-25.0	19.29	1.00	Vertical	Vertical	Pass
7476.000	-40.16	14.63	-25.0	15.16	310.00	Vertical	Vertical	Pass
13378.425	-39.75	16.81	-25.0	14.75	174.00	Vertical	Vertical	Pass

RSE(5G NSA FCC)_NSA_66A_n41A(High) & 66A_n38A & 38A_n66A_1710-1785&2620-2690_30MHz-27GHz



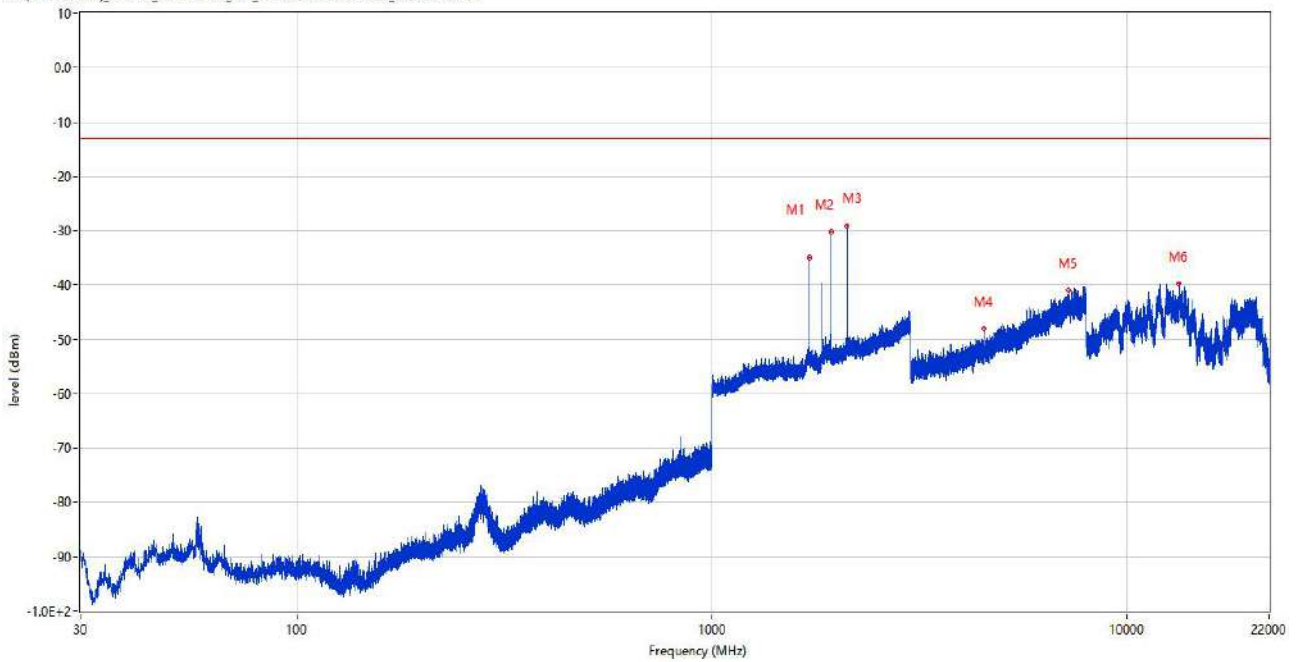
Frequency (MHz)	Result (dBm)	Factor (dB)	Limit (dBm)	Margin (dB)	Table (o)	ANT	EUT	Verdict
1741.300	-50.31	2.00	-25.0	25.31	286.00	Vertical	Horizontal	N/A
2153.800	-48.12	3.77	-25.0	23.12	145.00	Vertical	Horizontal	N/A
2616.200	-11.02	8.01	-25.0	-13.98	59.00	Vertical	Horizontal	N/A
3931.750	-50.47	5.98	-25.0	25.47	224.00	Vertical	Horizontal	Pass
6563.250	-41.98	12.69	-25.0	16.98	241.00	Vertical	Horizontal	Pass
13370.550	-39.78	16.73	-25.0	14.78	1.00	Vertical	Horizontal	Pass

RSE(5G NSA FCC)_NSA_2A_n66A & 66A_n2A_1710-1785&1850-1920_30MHz-22GHz



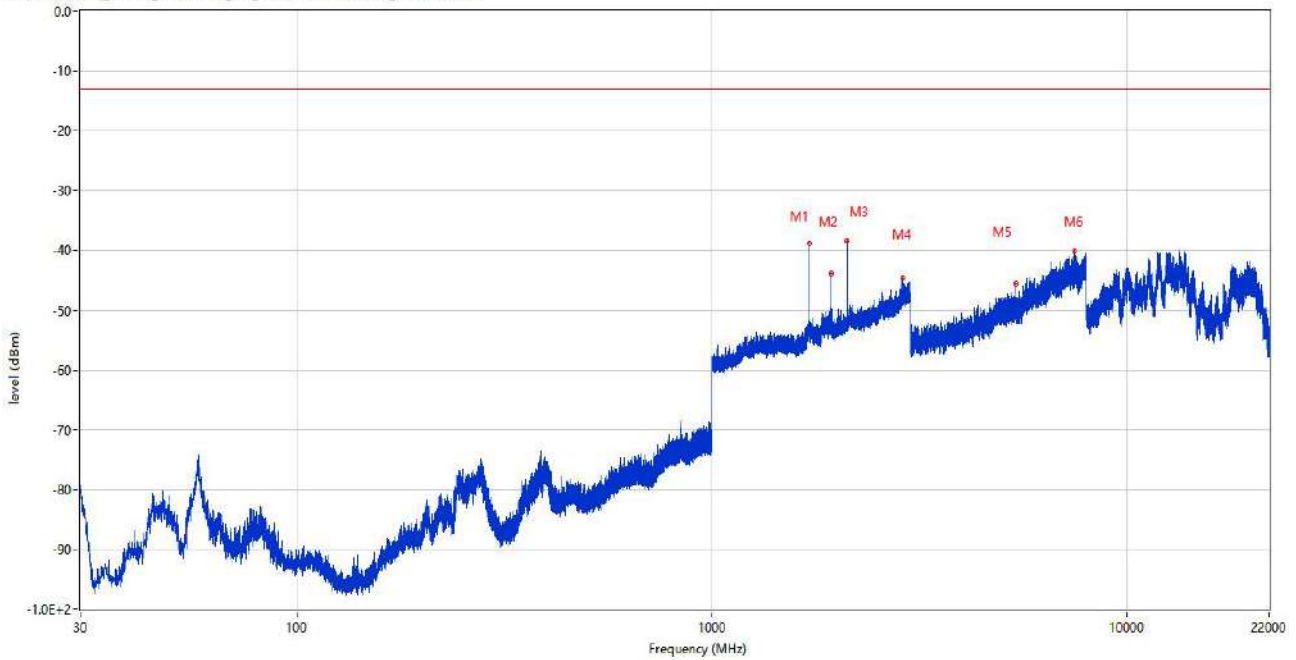
Frequency (MHz)	Result (dBm)	Factor (dB)	Limit (dBm)	Margin (dB)	Table (o)	ANT	EUT	Verdict
1711.300	-34.01	1.51	-13.0	21.01	115.00	Horizontal	Horizontal	N/A
1931.700	-30.31	2.58	-13.0	17.31	258.00	Horizontal	Horizontal	N/A
2112.100	-25.86	3.06	-13.0	12.86	248.00	Horizontal	Horizontal	N/A
3485.500	-50.95	4.87	-13.0	37.95	1.00	Horizontal	Horizontal	Pass
5843.250	-44.14	10.77	-13.0	31.14	44.00	Horizontal	Horizontal	Pass
12749.763	-39.43	14.71	-13.0	26.43	80.00	Horizontal	Horizontal	Pass

RSE(5G NSA FCC)_NSA 2A_n66A & 66A_n2A_1710-1785&1850-1920_30MHz-22GHz



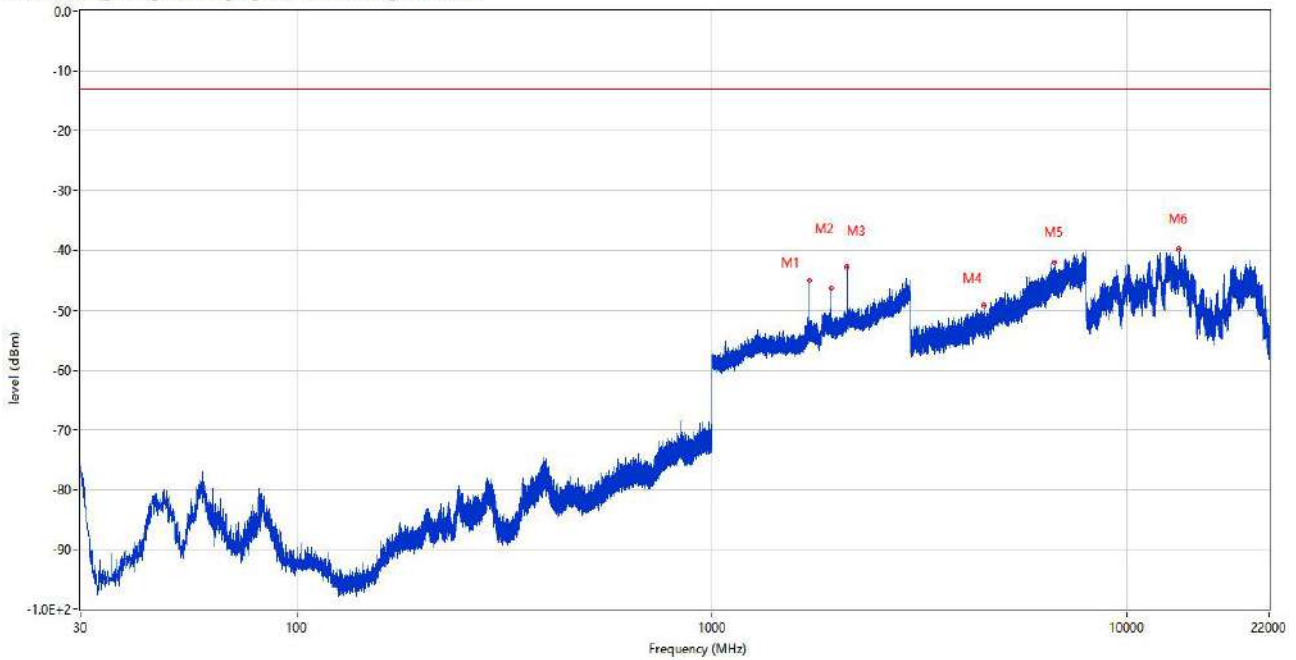
Frequency (MHz)	Result (dBm)	Factor (dB)	Limit (dBm)	Margin (dB)	Table (o)	ANT	EUT	Verdict
1711.200	-34.93	1.51	-13.0	21.93	3.00	Horizontal	Vertical	N/A
1933.700	-30.22	2.36	-13.0	17.22	78.00	Horizontal	Vertical	N/A
2114.600	-29.10	2.90	-13.0	16.10	88.00	Horizontal	Vertical	N/A
4518.250	-48.07	8.09	-13.0	35.07	78.00	Horizontal	Vertical	Pass
7225.500	-41.01	14.34	-13.0	28.01	9.00	Horizontal	Vertical	Pass
13350.600	-39.72	16.55	-13.0	26.72	1.00	Horizontal	Vertical	Pass

RSE(5G NSA FCC)_NSA 2A_n66A & 66A_n2A_1710-1785&1850-1920_30MHz-22GHz



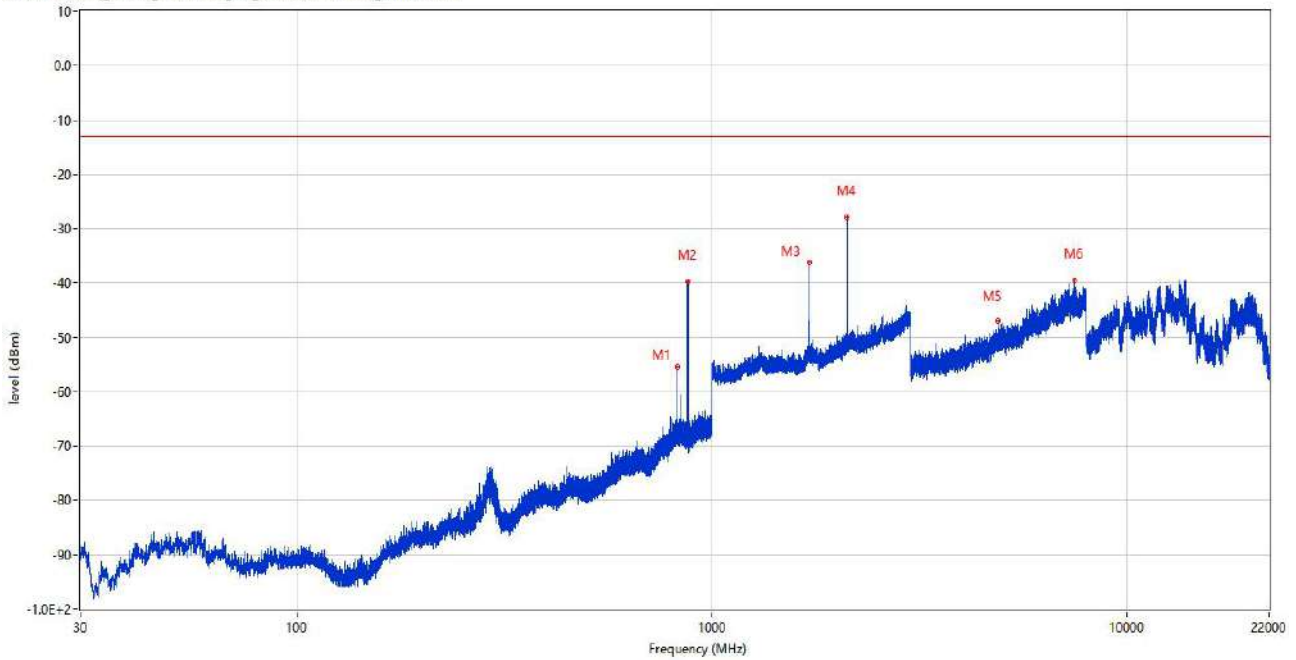
Frequency (MHz)	Result (dBm)	Factor (dB)	Limit (dBm)	Margin (dB)	Table (o)	ANT	EUT	Verdict
1711.300	-38.84	1.51	-13.0	25.84	39.00	Vertical	Vertical	N/A
1933.100	-43.83	2.43	-13.0	30.83	209.00	Vertical	Vertical	N/A
2113.500	-38.37	2.92	-13.0	25.37	353.00	Vertical	Vertical	N/A
2880.200	-44.70	8.52	-13.0	31.70	247.00	Vertical	Vertical	Pass
5396.000	-45.59	8.98	-13.0	32.59	116.00	Vertical	Vertical	Pass
7475.250	-40.16	14.65	-13.0	27.16	316.00	Vertical	Vertical	Pass

RSE(5G NSA FCC)_NSA 2A_n66A & 66A_n2A_1710-1785&1850-1920_30MHz-22GHz



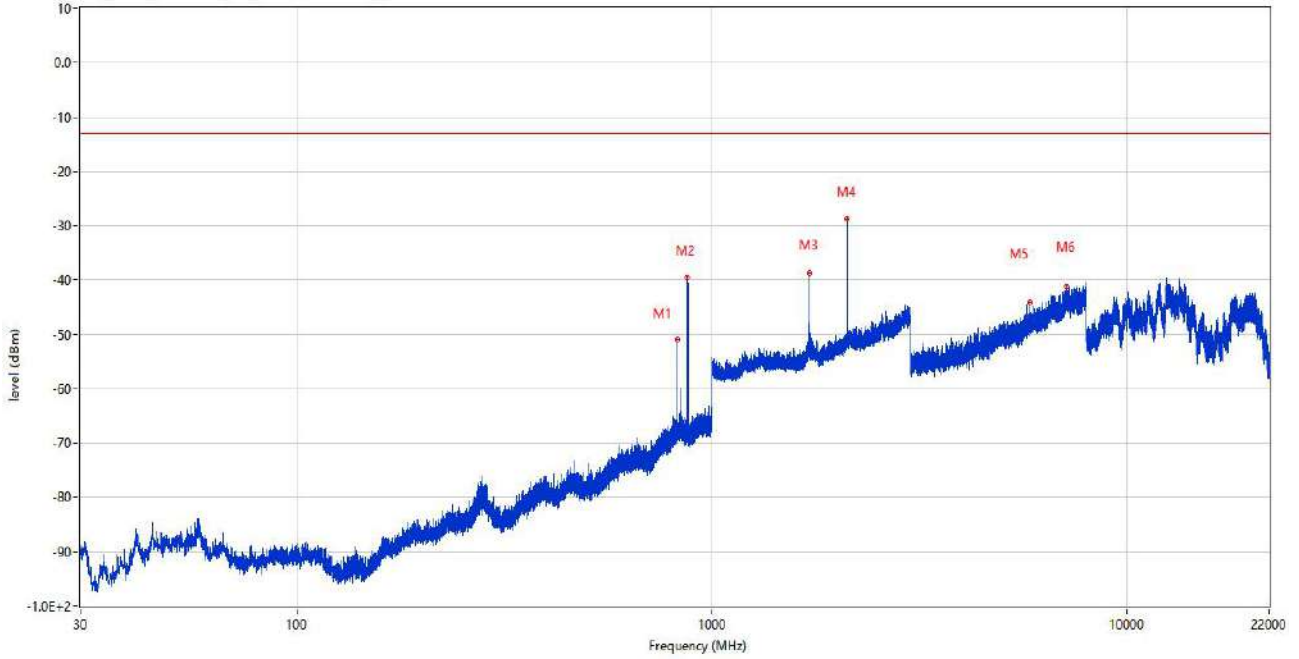
Frequency (MHz)	Result (dBm)	Factor (dB)	Limit (dBm)	Margin (dB)	Table (o)	ANT	EUT	Verdict
1711.100	-45.07	1.51	-13.0	32.07	32.00	Vertical	Horizontal	N/A
1934.100	-46.25	2.26	-13.0	33.25	98.00	Vertical	Horizontal	N/A
2114.600	-42.74	2.90	-13.0	29.74	117.00	Vertical	Horizontal	N/A
4524.750	-49.14	8.19	-13.0	36.14	109.00	Vertical	Horizontal	Pass
6693.250	-41.96	12.95	-13.0	28.96	329.00	Vertical	Horizontal	Pass
13351.125	-39.70	16.55	-13.0	26.70	360.00	Vertical	Horizontal	Pass

RSE(5G NSA FCC)_NSA_5A_n66A & 66A_n5A_814-849&1710-1785_30MHz-22GHz



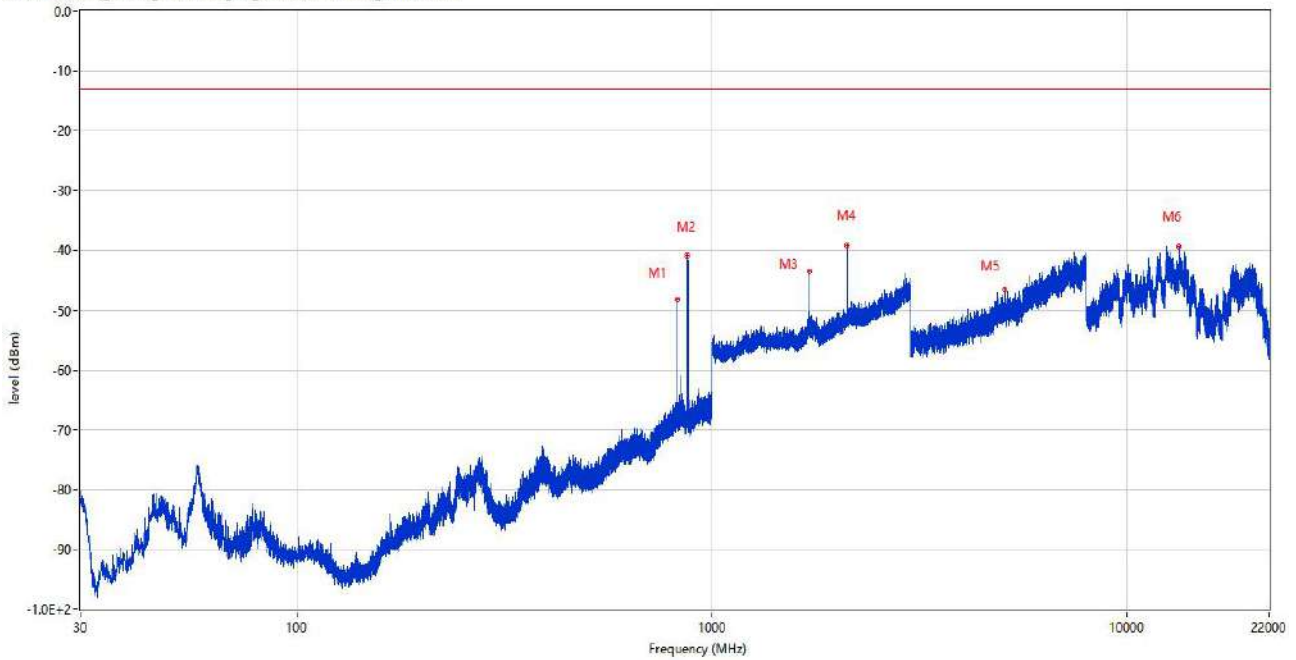
Frequency (MHz)	Result (dBm)	Factor (dB)	Limit (dBm)	Margin (dB)	Table (o)	ANT	EUT	Verdict
825.400	-55.51	5.24	-13.0	42.51	199.00	Horizontal	Horizontal	N/A
872.881	-39.66	4.02	-13.0	26.66	327.00	Horizontal	Horizontal	N/A
1712.500	-36.30	2.26	-13.0	23.30	131.00	Horizontal	Horizontal	N/A
2111.900	-27.87	3.51	-13.0	14.87	244.00	Horizontal	Horizontal	N/A
4897.750	-46.95	8.30	-13.0	33.95	173.00	Horizontal	Horizontal	Pass
7482.250	-39.44	14.37	-13.0	26.44	70.00	Horizontal	Horizontal	Pass

RSE(5G NSA FCC)_NSA_5A_n66A & 66A_n5A_814-849&1710-1785_30MHz-22GHz



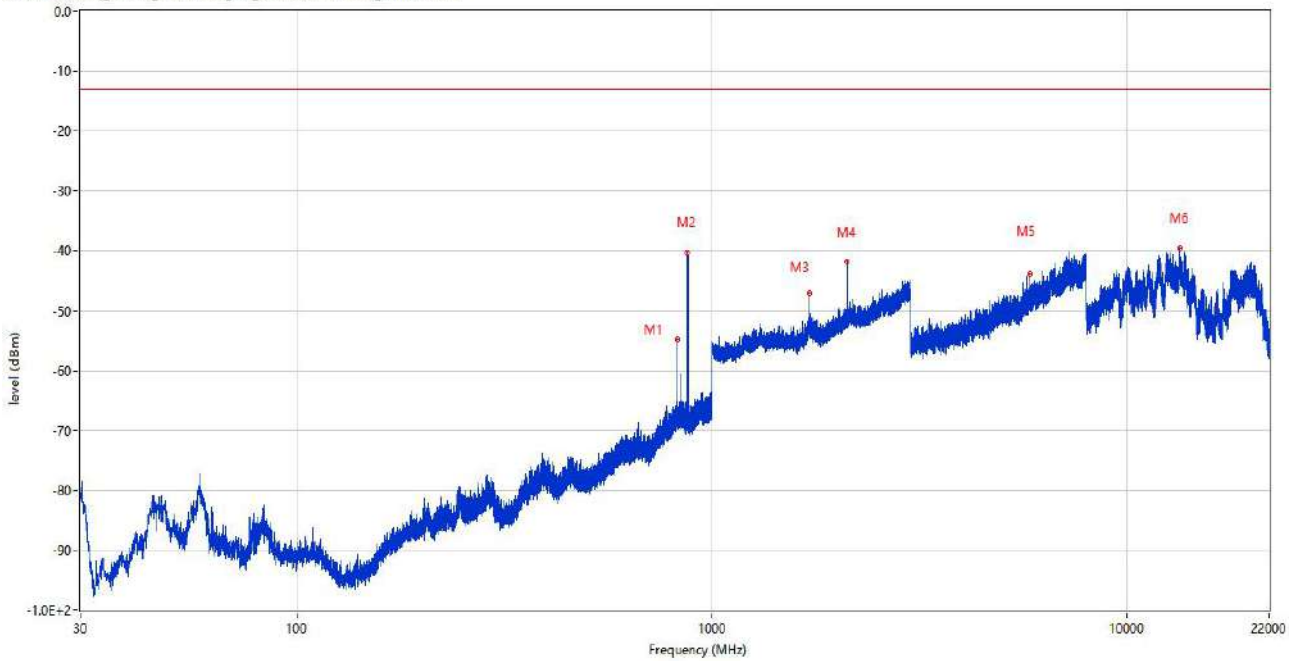
Frequency (MHz)	Result (dBm)	Factor (dB)	Limit (dBm)	Margin (dB)	Table (o)	ANT	EUT	Verdict
825.351	-50.89	5.24	-13.0	37.89	188.00	Horizontal	Vertical	N/A
871.184	-39.57	4.23	-13.0	26.57	324.00	Horizontal	Vertical	N/A
1712.300	-38.60	2.27	-13.0	25.60	3.00	Horizontal	Vertical	N/A
2112.300	-28.76	3.59	-13.0	15.76	302.00	Horizontal	Vertical	N/A
5843.000	-44.17	10.75	-13.0	31.17	0.00	Horizontal	Vertical	Pass
7132.000	-41.19	13.84	-13.0	28.19	360.00	Horizontal	Vertical	Pass

RSE(5G NSA FCC)_NSA_5A_n66A & 66A_n5A_814-849&1710-1785_30MHz-22GHz



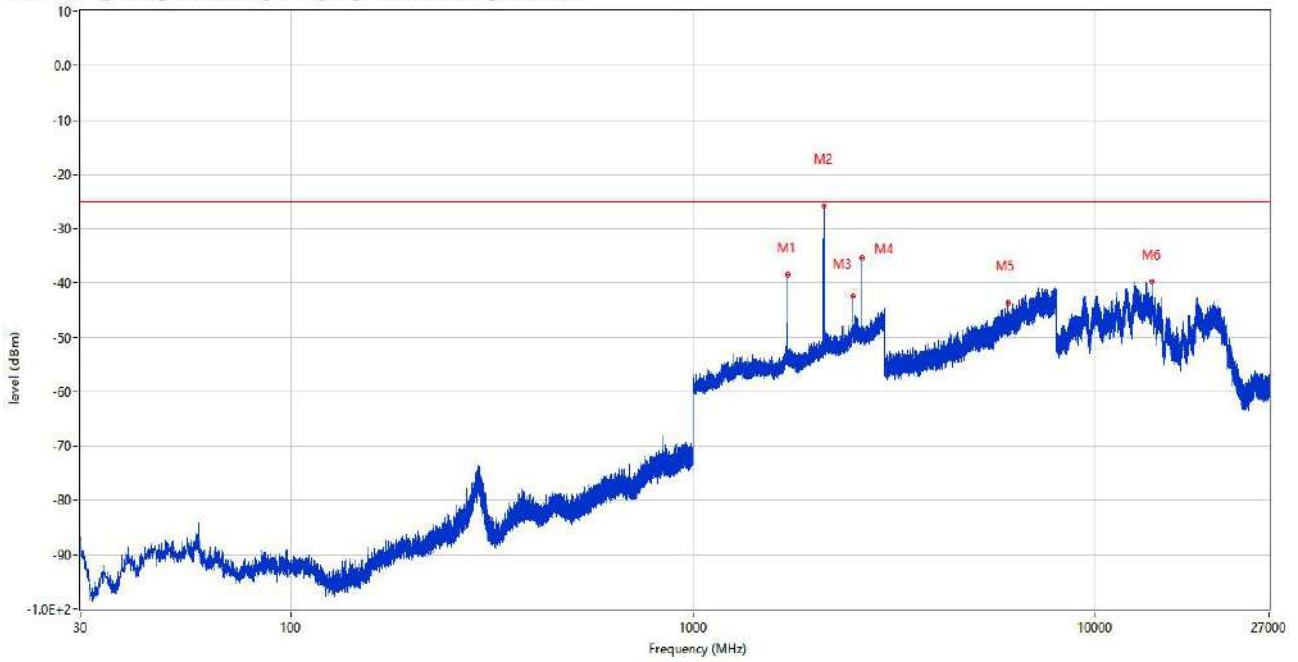
Frequency (MHz)	Result (dBm)	Factor (dB)	Limit (dBm)	Margin (dB)	Table (o)	ANT	EUT	Verdict
825.449	-48.18	5.24	-13.0	35.18	200.00	Vertical	Vertical	N/A
871.815	-40.93	4.15	-13.0	27.93	20.00	Vertical	Vertical	N/A
1712.500	-43.49	2.26	-13.0	30.49	37.00	Vertical	Vertical	N/A
2112.500	-39.18	3.58	-13.0	26.18	9.00	Vertical	Vertical	N/A
5067.250	-46.56	9.89	-13.0	33.56	360.00	Vertical	Vertical	Pass
13348.500	-39.28	16.48	-13.0	26.28	40.00	Vertical	Vertical	Pass

RSE(5G NSA FCC)_NSA_5A_n66A & 66A_n5A_814-849&1710-1785_30MHz-22GHz



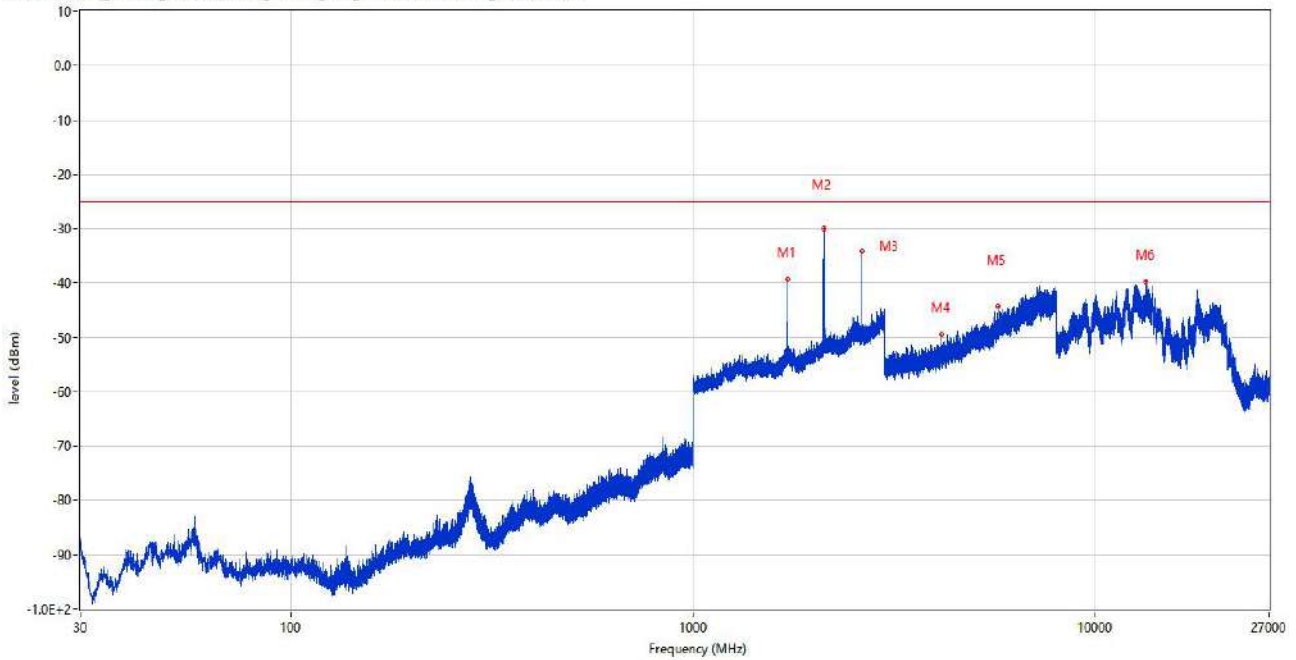
Frequency (MHz)	Result (dBm)	Factor (dB)	Limit (dBm)	Margin (dB)	Table (o)	ANT	EUT	Verdict
825.206	-54.84	5.23	-13.0	41.84	187.00	Vertical	Horizontal	N/A
869.778	-40.23	4.17	-13.0	27.23	231.00	Vertical	Horizontal	N/A
1712.700	-47.05	2.26	-13.0	34.05	47.00	Vertical	Horizontal	N/A
2112.700	-41.85	3.56	-13.0	28.85	315.00	Vertical	Horizontal	N/A
5843.000	-43.79	10.75	-13.0	30.79	194.00	Vertical	Horizontal	Pass
13404.937	-39.50	16.90	-13.0	26.50	1.00	Vertical	Horizontal	Pass

RSE(5G NSA FCC)_NSA_66A_n41A(Low) & 66A_n7A &7A_n66A_1710-1785&2496-2570_30MHz-27GHz



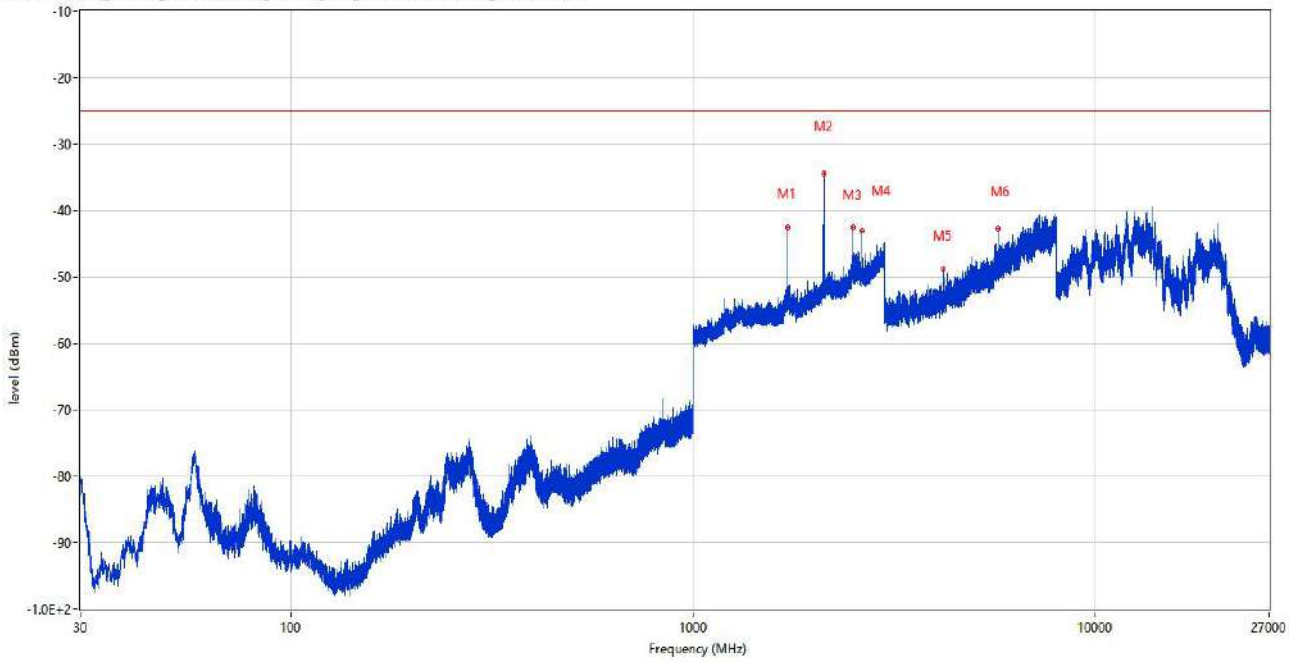
Frequency (MHz)	Result (dBm)	Factor (dB)	Limit (dBm)	Margin (dB)	Table (o)	ANT	EUT	Verdict
1712.700	-38.42	1.41	-25.0	13.42	129.00	Horizontal	Horizontal	N/A
2112.200	-25.91	3.15	-25.0	0.91	243.00	Horizontal	Horizontal	N/A
2502.100	-42.49	6.87	-25.0	17.49	159.00	Horizontal	Horizontal	N/A
2622.600	-35.43	6.31	-25.0	10.43	205.00	Horizontal	Horizontal	N/A
6063.250	-43.70	10.50	-25.0	18.70	0.00	Horizontal	Horizontal	Pass
13807.088	-39.80	16.84	-25.0	14.80	331.00	Horizontal	Horizontal	Pass

RSE(5G NSA FCC)_NSA_66A_n41A(Low) & 66A_n7A &7A_n66A_1710-1785&2496-2570_30MHz-27GHz



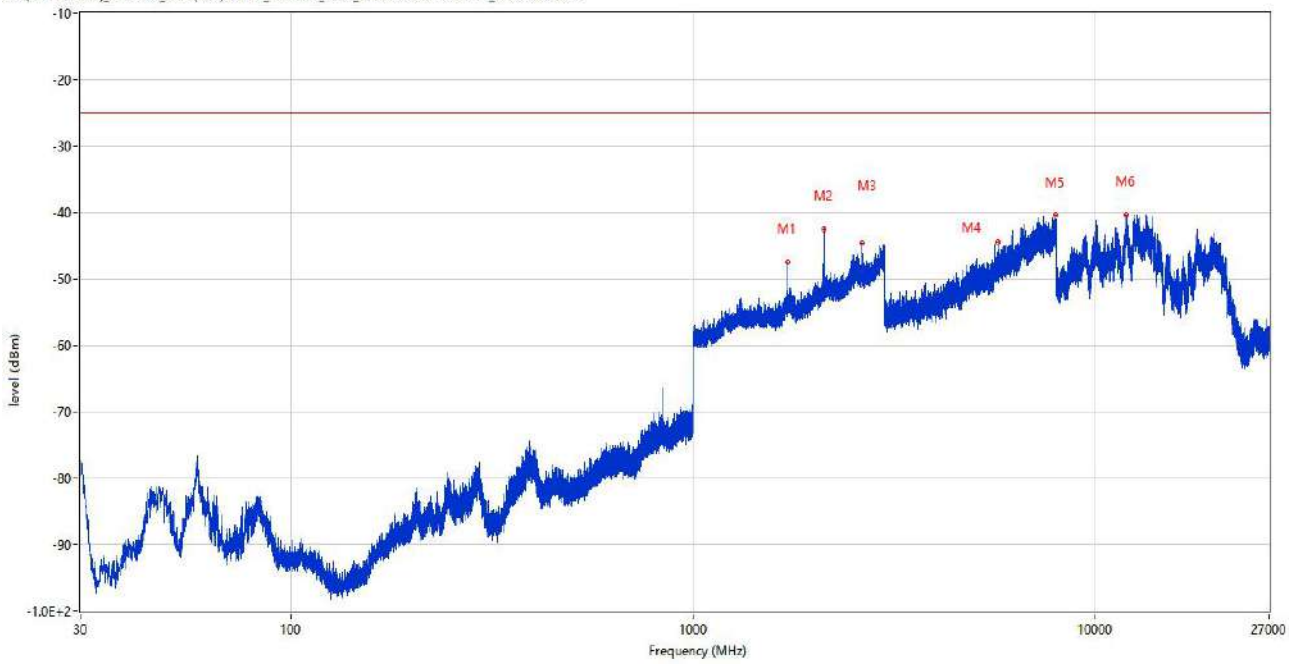
Frequency (MHz)	Result (dBm)	Factor (dB)	Limit (dBm)	Margin (dB)	Table (o)	ANT	EUT	Verdict
1712.500	-39.30	1.41	-25.0	14.30	3.00	Horizontal	Vertical	N/A
2113.300	-30.04	3.03	-25.0	5.04	74.00	Horizontal	Vertical	N/A
2621.600	-34.11	6.19	-25.0	9.11	360.00	Horizontal	Vertical	N/A
4137.750	-49.53	6.22	-25.0	24.53	1.00	Horizontal	Vertical	Pass
5732.500	-44.20	9.82	-25.0	19.20	43.00	Horizontal	Vertical	Pass
13367.137	-39.79	16.70	-25.0	14.79	58.00	Horizontal	Vertical	Pass

RSE(5G NSA FCC)_NSA_66A_n41A(Low) & 66A_n7A &7A_n66A_1710-1785&2496-2570_30MHz-27GHz



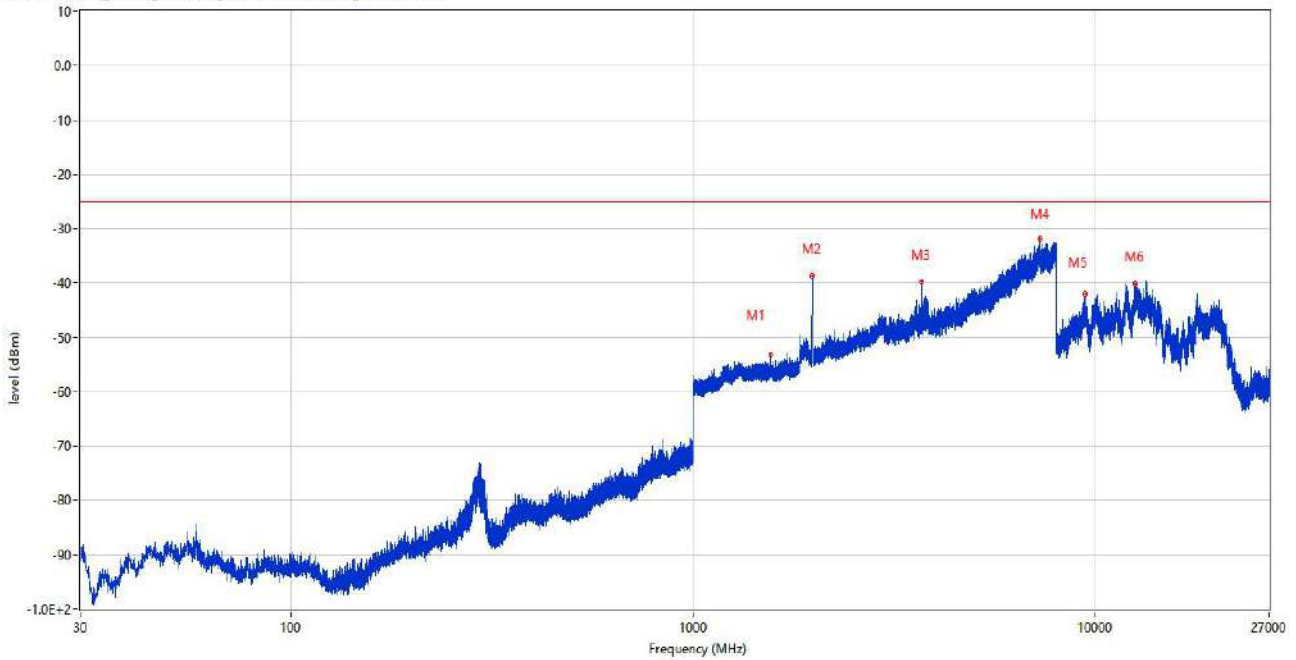
Frequency (MHz)	Result (dBm)	Factor (dB)	Limit (dBm)	Margin (dB)	Table (o)	ANT	EUT	Verdict
1712.300	-42.51	1.41	-25.0	17.51	24.00	Vertical	Vertical	N/A
2112.100	-34.41	3.16	-25.0	9.41	277.00	Vertical	Vertical	N/A
2501.900	-42.55	6.87	-25.0	17.55	228.00	Vertical	Vertical	N/A
2623.400	-43.01	6.34	-25.0	18.01	112.00	Vertical	Vertical	N/A
4194.000	-48.76	6.89	-25.0	23.76	44.00	Vertical	Vertical	Pass
5732.750	-42.76	9.82	-25.0	17.76	0.00	Vertical	Vertical	Pass

RSE(5G NSA FCC)_NSA_66A_n41A(Low) & 66A_n7A &7A_n66A_1710-1785&2496-2570_30MHz-27GHz



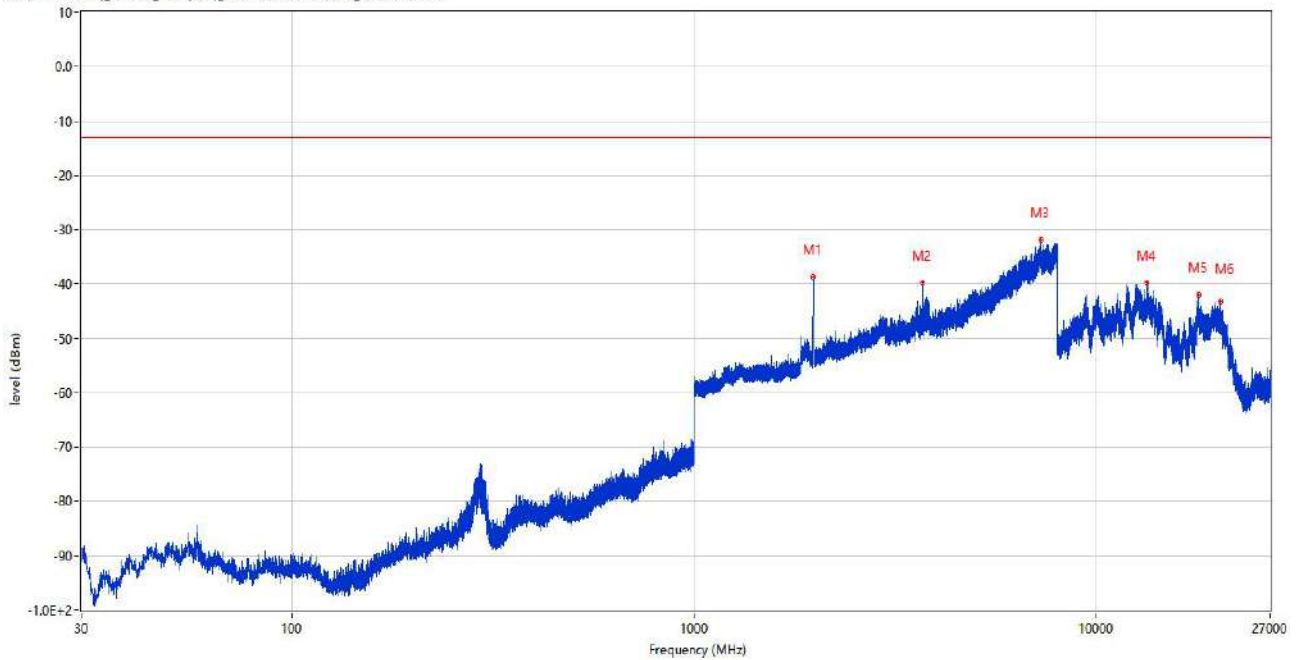
Frequency (MHz)	Result (dBm)	Factor (dB)	Limit (dBm)	Margin (dB)	Table (o)	ANT	EUT	Verdict
1712.500	-47.41	1.41	-25.0	22.41	58.00	Vertical	Horizontal	N/A
2113.300	-42.53	3.03	-25.0	17.53	133.00	Vertical	Horizontal	N/A
2622.800	-44.64	6.32	-25.0	19.64	143.00	Vertical	Horizontal	N/A
5733.000	-44.45	9.82	-25.0	19.45	1.00	Vertical	Horizontal	Pass
7978.250	-40.42	14.72	-25.0	15.42	94.00	Vertical	Horizontal	Pass
11933.712	-40.29	13.99	-25.0	15.29	78.00	Vertical	Horizontal	Pass

RSE(5G NSA FCC)_NSA 2A_n77A(Mid)_1850-1920&3450-3650_30MHz-27GHz



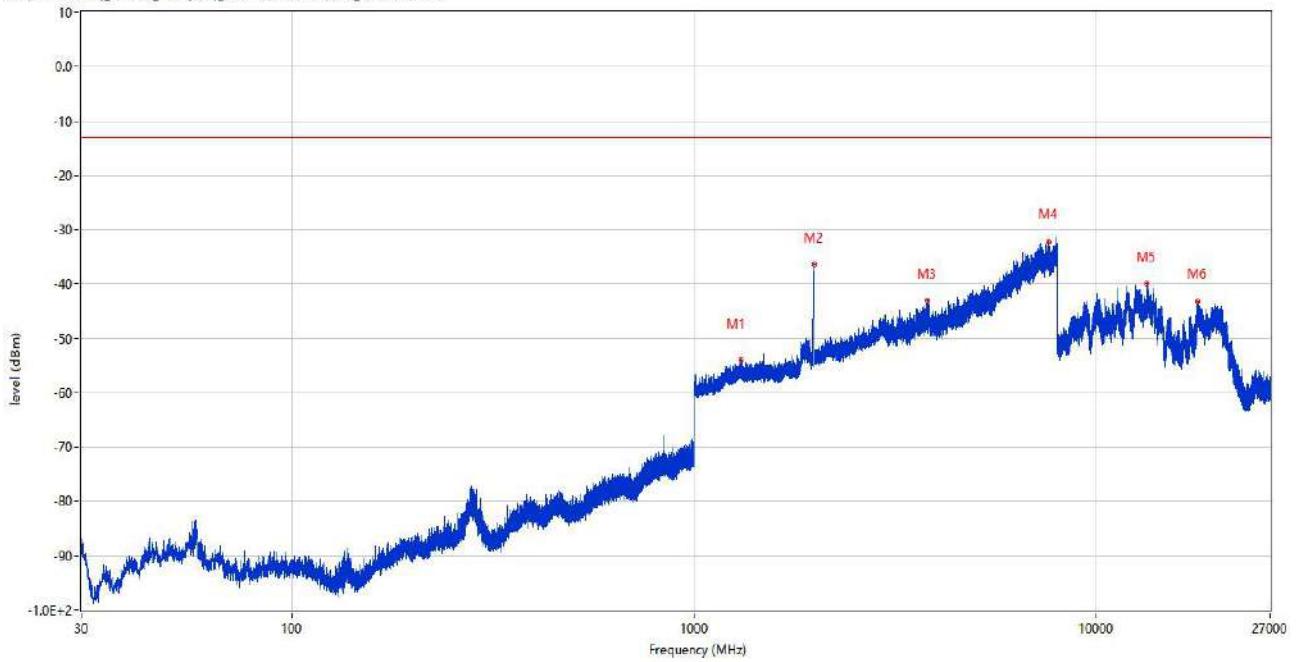
Frequency (MHz)	Result (dBm)	Factor (dB)	Limit (dBm)	Margin (dB)	Table (o)	ANT	EUT	Verdict
1560.000	-53.16	-1.42	-25.0	28.16	360.00	Horizontal	Horizontal	Pass
1973.500	-38.64	0.91	-25.0	13.64	270.00	Horizontal	Horizontal	N/A
3701.750	-39.75	13.14	-25.0	14.75	222.00	Horizontal	Horizontal	N/A
7250.750	-31.77	24.25	-25.0	6.77	269.00	Horizontal	Horizontal	Pass
9457.537	-42.07	11.46	-25.0	17.07	360.00	Horizontal	Horizontal	Pass
12506.325	-40.08	14.62	-25.0	15.08	29.00	Horizontal	Horizontal	Pass

RSE(5G NSA FCC_NSA_2A_n77A(Mid)_1850-1920&3400-3600_30MHz-27GHz



Frequency (MHz)	Result (dBm)	Factor (dB)	Limit (dBm)	Margin (dB)	Table (o)	ANT	EUT	Verdict
1973.500	-38.64	0.91	-13.0	25.64	270.00	Horizontal	Horizontal	N/A
3701.750	-39.75	13.14	-13.0	26.75	222.00	Horizontal	Horizontal	N/A
7250.750	-31.77	24.25	-13.0	18.77	269.00	Horizontal	Horizontal	Pass
13350.600	-39.77	16.55	-13.0	26.77	0.00	Horizontal	Horizontal	Pass
17943.824	-42.01	13.94	-13.0	29.01	269.00	Horizontal	Horizontal	Pass
20376.449	-43.22	12.97	-13.0	30.22	174.00	Horizontal	Horizontal	Pass

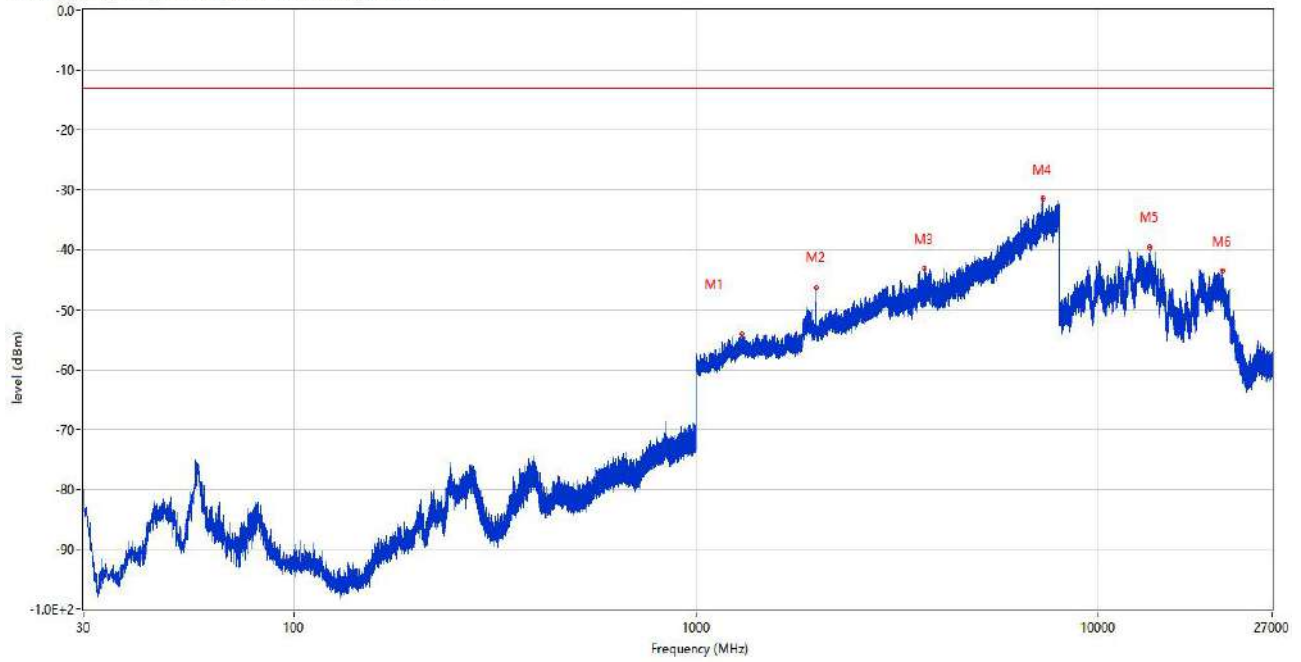
RSE(5G NSA FCC)_NSA_2A_n77A(Mid)_1850-1920&3400-3600_30MHz-27GHz



Frequency (MHz)	Result (dBm)	Factor (dB)	Limit (dBm)	Margin (dB)	Table (o)	ANT	EUT	Verdict
1305.300	-54.06	-0.87	-13.0	41.06	245.00	Horizontal	Vertical	Pass
1984.500	-36.45	0.75	-13.0	23.45	65.00	Horizontal	Vertical	N/A
3793.250	-43.11	13.70	-13.0	30.11	223.00	Horizontal	Vertical	N/A
7583.250	-32.18	22.64	-13.0	19.18	320.00	Horizontal	Vertical	Pass
13349.550	-40.00	16.52	-13.0	27.00	328.00	Horizontal	Vertical	Pass
17800.499	-43.16	13.19	-13.0	30.16	256.00	Horizontal	Vertical	Pass

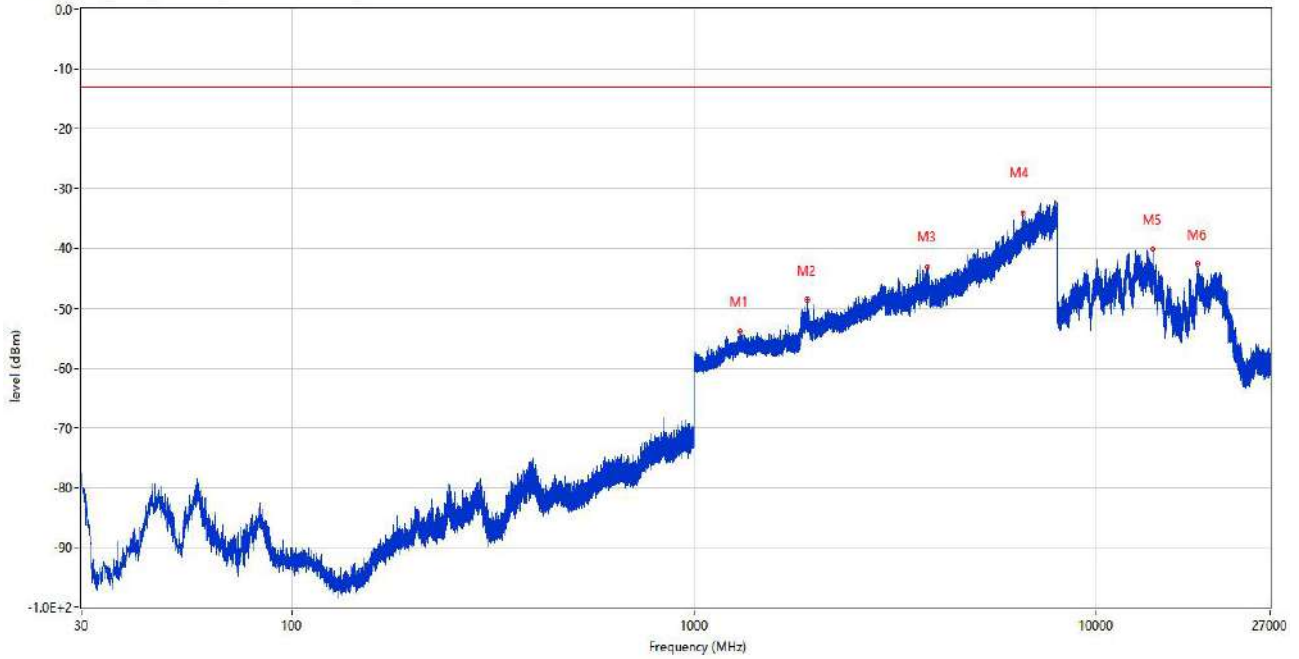
Band:DC_2A_n77A,Channel:LOW range BW:20M+100M

RSE(5G NSA FCC)_NSA 2A_n78A(Mid)_1850-1920&3400-3600_30MHz-27GHz



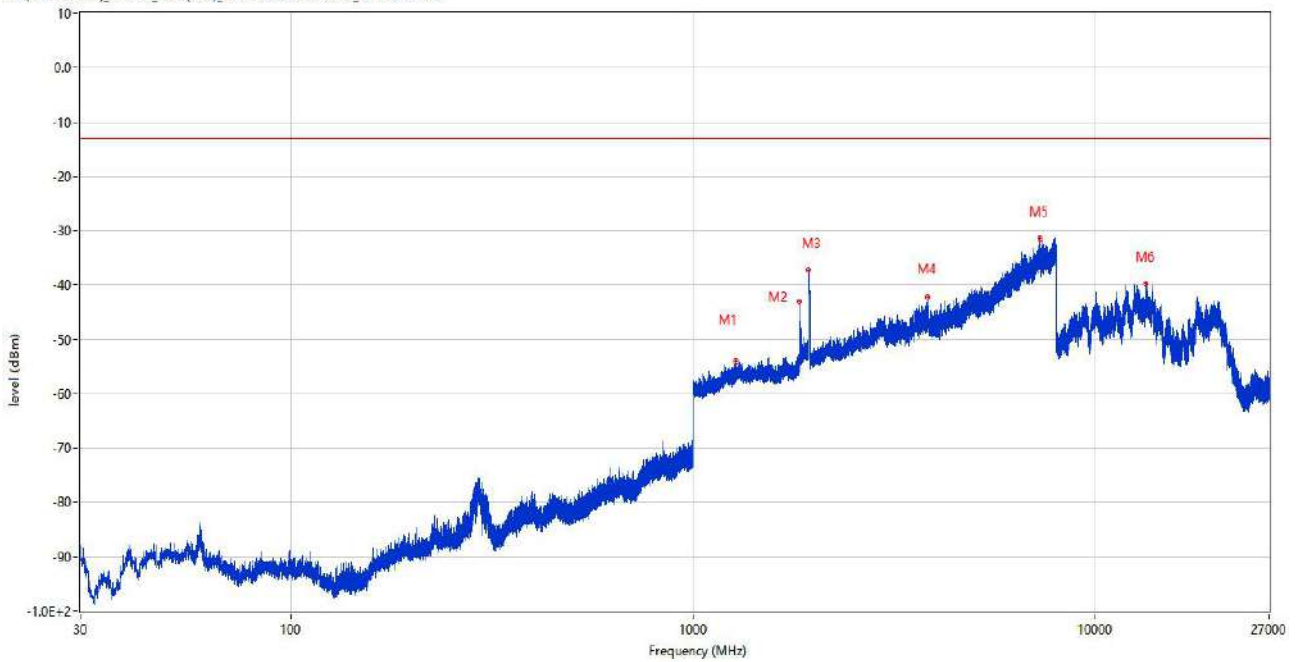
Frequency (MHz)	Result (dBm)	Factor (dB)	Limit (dBm)	Margin (dB)	Table (o)	ANT	EUT	Verdict
1300.000	-54.04	-0.86	-13.0	41.04	360.00	Vertical	Vertical	Pass
1984.000	-46.24	0.76	-13.0	33.24	26.00	Vertical	Vertical	N/A
3701.750	-43.15	13.14	-13.0	30.15	222.00	Vertical	Vertical	N/A
7252.000	-31.50	24.18	-13.0	18.50	1.00	Vertical	Vertical	Pass
13390.238	-39.49	16.92	-13.0	26.49	360.00	Vertical	Vertical	Pass
20272.949	-43.55	12.97	-13.0	30.55	360.00	Vertical	Vertical	Pass

RSE(5G NSA FCC)_NSA_2A_n78A(Mid)_1850-1920&3400-3600_30MHz-27GHz



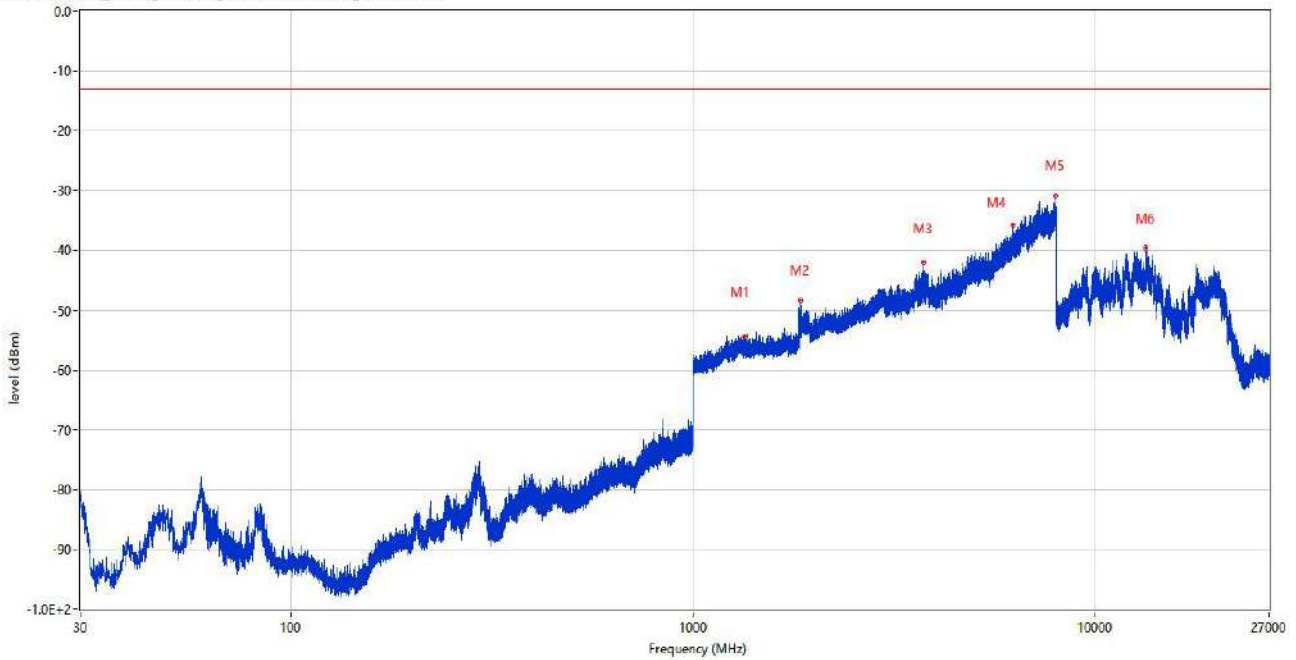
Frequency (MHz)	Result (dBm)	Factor (dB)	Limit (dBm)	Margin (dB)	Table (o)	ANT	EUT	Verdict
1302.100	-53.93	-0.91	-13.0	40.93	277.00	Vertical	Horizontal	Pass
1913.400	-48.65	2.86	-13.0	35.65	351.00	Vertical	Horizontal	N/A
3790.250	-43.06	13.69	-13.0	30.06	77.00	Vertical	Horizontal	N/A
6551.000	-34.07	20.33	-13.0	21.07	205.00	Vertical	Horizontal	Pass
13806.825	-40.18	16.85	-13.0	27.18	0.00	Vertical	Horizontal	Pass
17808.900	-42.61	12.96	-13.0	29.61	151.00	Vertical	Horizontal	Pass

RSE(5G NSA FCC)_NSA 2A_n78A(Mid)_1850-1920&3400-3600_30MHz-27GHz



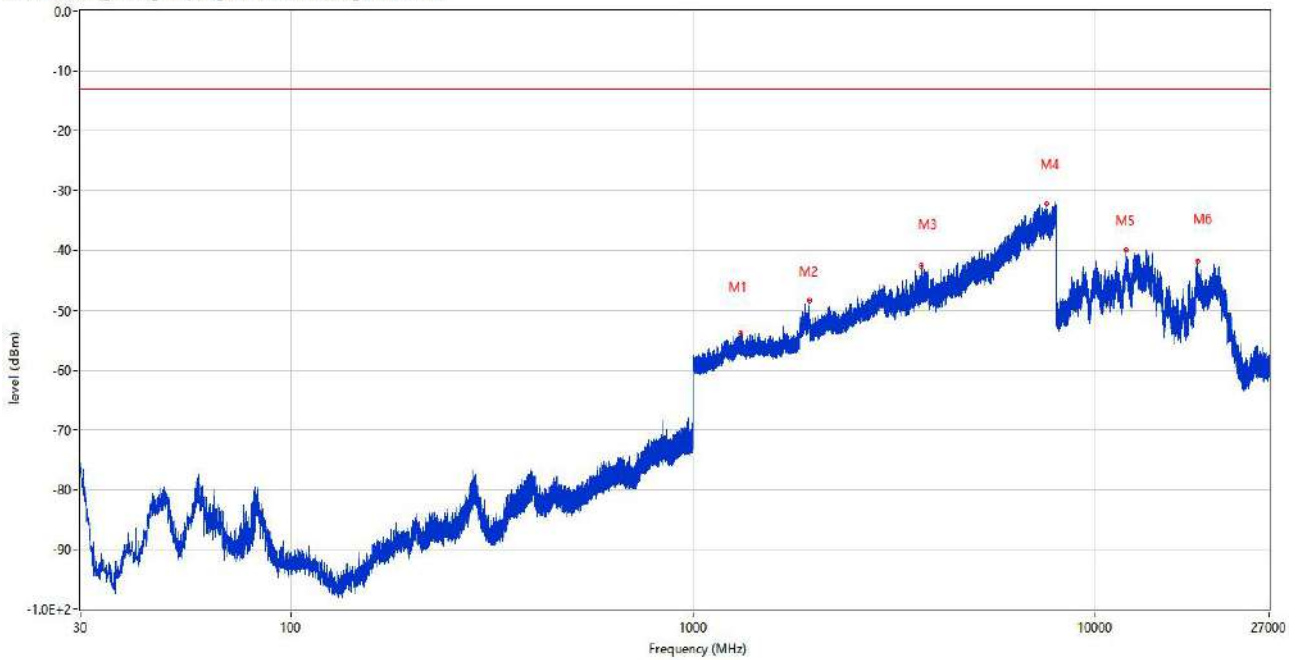
Frequency (MHz)	Result (dBm)	Factor (dB)	Limit (dBm)	Margin (dB)	Table (o)	ANT	EUT	Verdict
1276.400	-54.01	-1.30	-13.0	41.01	125.00	Horizontal	Vertical	Pass
1832.000	-42.94	-0.18	-13.0	29.94	144.00	Horizontal	Vertical	N/A
1932.800	-37.26	2.02	-13.0	24.26	115.00	Horizontal	Vertical	N/A
3831.750	-42.11	13.90	-13.0	29.11	3.00	Horizontal	Vertical	N/A
7276.500	-31.51	22.44	-13.0	18.51	163.00	Horizontal	Vertical	Pass
13348.763	-39.75	16.49	-13.0	26.75	0.00	Horizontal	Vertical	Pass

RSE(5G NSA FCC)_NSA 2A_n78A(Mid)_1850-1920&3400-3600_30MHz-27GHz



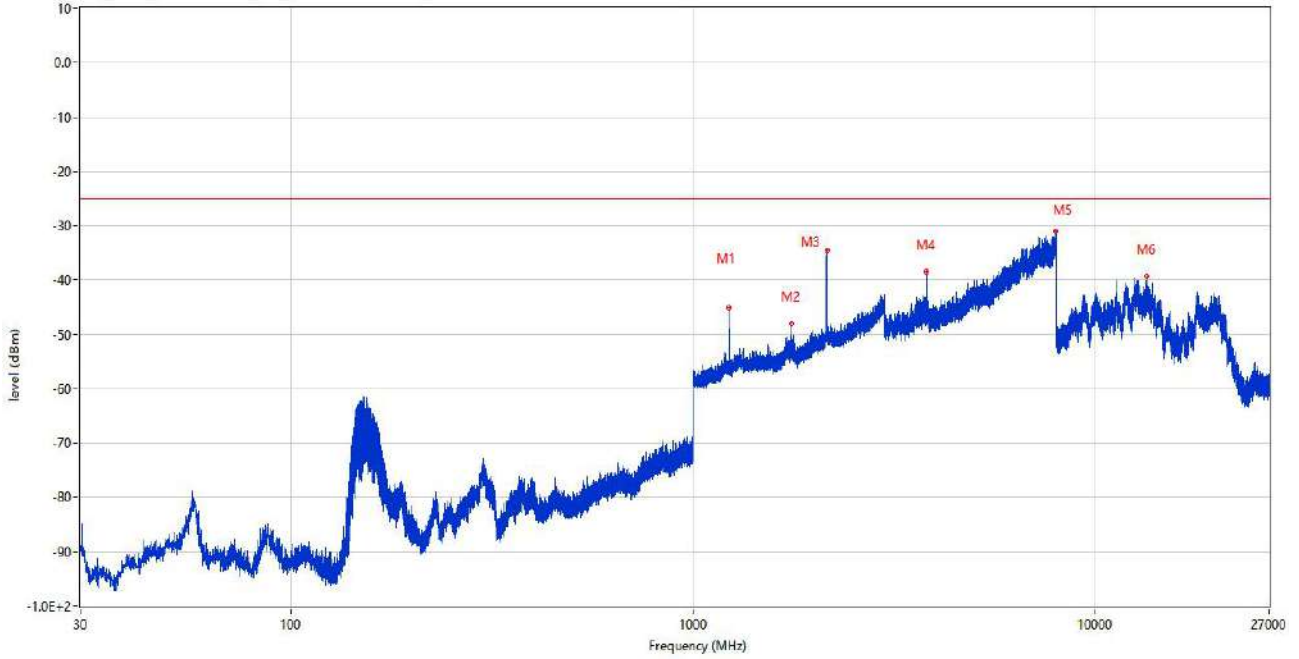
Frequency (MHz)	Result (dBm)	Factor (dB)	Limit (dBm)	Margin (dB)	Table (o)	ANT	EUT	Verdict
1346.800	-54.49	-1.69	-13.0	41.49	360.00	Vertical	Vertical	Pass
1851.900	-48.33	1.93	-13.0	35.33	127.00	Vertical	Vertical	N/A
3730.750	-42.04	13.42	-13.0	29.04	184.00	Vertical	Vertical	N/A
6222.500	-35.69	19.58	-13.0	22.69	152.00	Vertical	Vertical	Pass
7947.000	-30.96	23.94	-13.0	17.96	0.00	Vertical	Vertical	Pass
13380.000	-39.59	16.82	-13.0	26.59	123.00	Vertical	Vertical	Pass

RSE(5G NSA FCC)_NSA 2A_n78A(Mid)_1850-1920&3400-3600_30MHz-27GHz



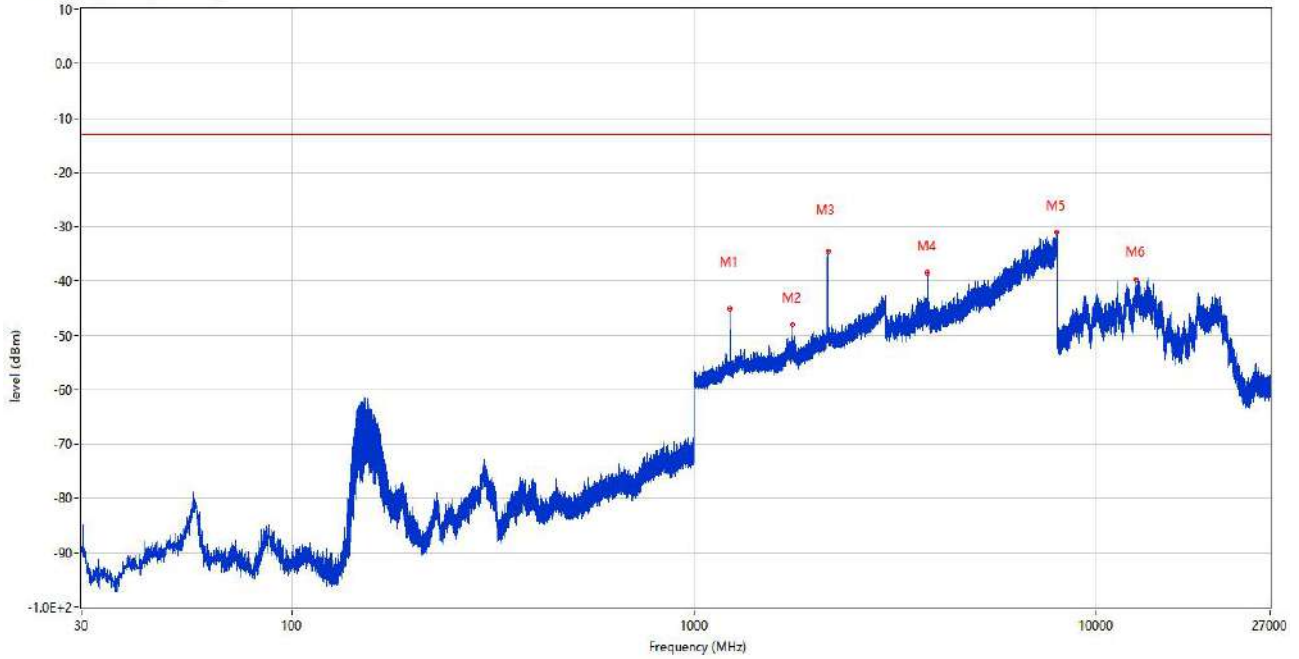
Frequency (MHz)	Result (dBm)	Factor (dB)	Limit (dBm)	Margin (dB)	Table (o)	ANT	EUT	Verdict
1311.800	-53.86	-0.86	-13.0	40.86	343.00	Vertical	Horizontal	Pass
1945.100	-48.42	1.25	-13.0	35.42	163.00	Vertical	Horizontal	N/A
3693.750	-42.53	13.11	-13.0	29.53	0.00	Vertical	Horizontal	N/A
7563.500	-32.23	22.57	-13.0	19.23	0.00	Vertical	Horizontal	Pass
11936.326	-39.85	13.99	-13.0	26.85	360.00	Vertical	Horizontal	Pass
17941.463	-41.87	13.89	-13.0	28.87	171.00	Vertical	Horizontal	Pass

RSE(5G NSA FCC)_NSA 7A_n78A &41A(Low)_n78A_2496-2570&3300-3600_30M-27GHz



Frequency (MHz)	Result (dBm)	Factor (dB)	Limit (dBm)	Margin (dB)	Table (o)	ANT	EUT	Verdict
1229.400	-45.14	-0.94	-25.0	20.14	181.00	Horizontal	Horizontal	Pass
1754.600	-47.98	1.83	-25.0	22.98	95.00	Horizontal	Horizontal	N/A
2149.500	-34.63	4.52	-25.0	9.63	247.00	Horizontal	Horizontal	N/A
3799.250	-38.44	13.71	-25.0	13.44	175.00	Horizontal	Horizontal	N/A
7973.500	-31.09	24.02	-25.0	6.09	360.00	Horizontal	Horizontal	Pass
13409.925	-39.40	16.79	-25.0	14.40	360.00	Horizontal	Horizontal	Pass

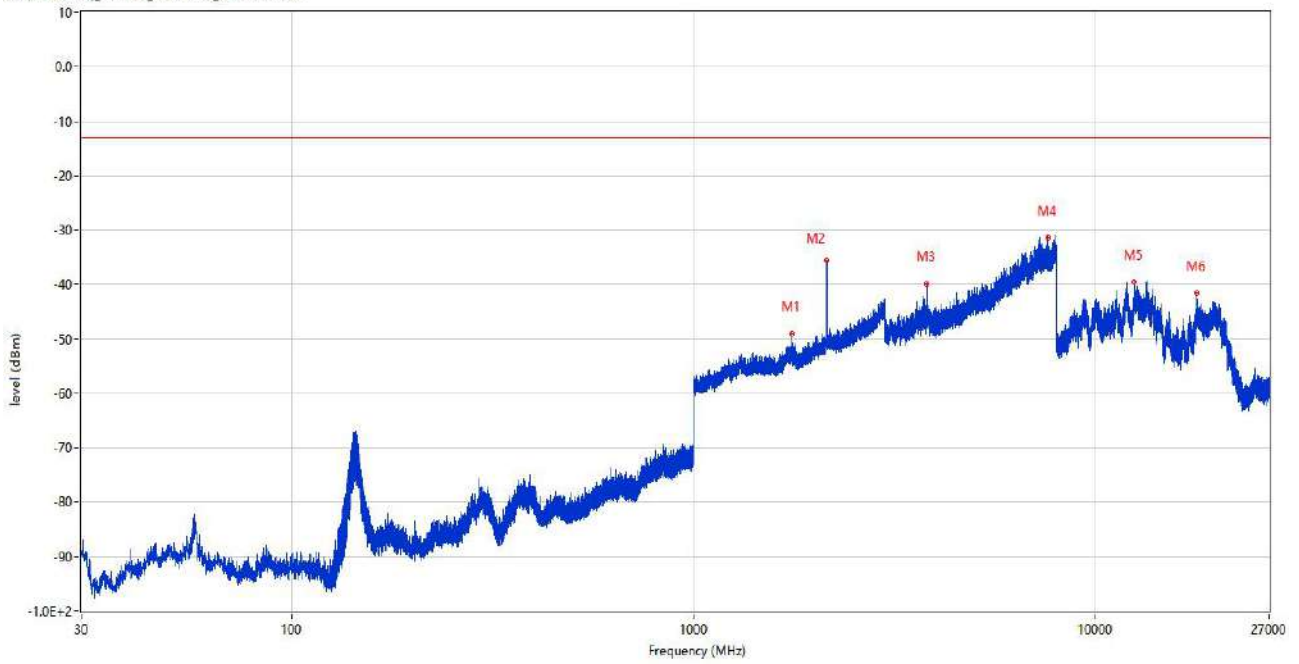
RSE(5G SA FCC)_5G N78_3300-3800_30MHz-27GHz



Frequency (MHz)	Result (dBm)	Factor (dB)	Limit (dBm)	Margin (dB)	Table (o)	ANT	EUT	Verdict
1229.400	-45.14	-0.94	-13.0	32.14	181.00	Horizontal	Horizontal	Pass
1754.600	-47.98	1.83	-13.0	34.98	95.00	Horizontal	Horizontal	N/A
2149.500	-34.63	4.52	-13.0	21.63	247.00	Horizontal	Horizontal	N/A
3799.250	-38.44	13.71	-13.0	25.44	175.00	Horizontal	Horizontal	N/A
7973.500	-31.09	24.02	-13.0	18.09	360.00	Horizontal	Horizontal	Pass
12567.125	-39.63	14.01	-13.0	26.63	128.00	Horizontal	Horizontal	Pass

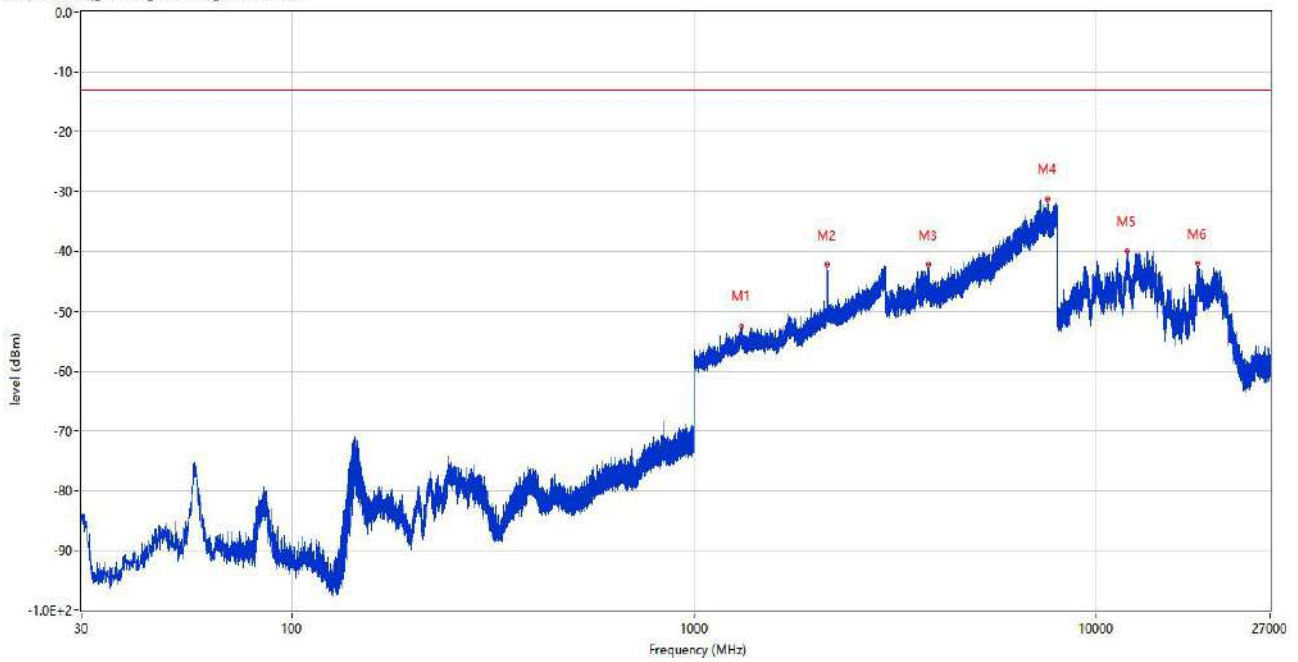
Band: NSA DC_4A_n78A, Channel: HIGH range BW: 20M+100M

RSE(5G SA FCC)_5G N78_3300-3800_30MHz-27GHz



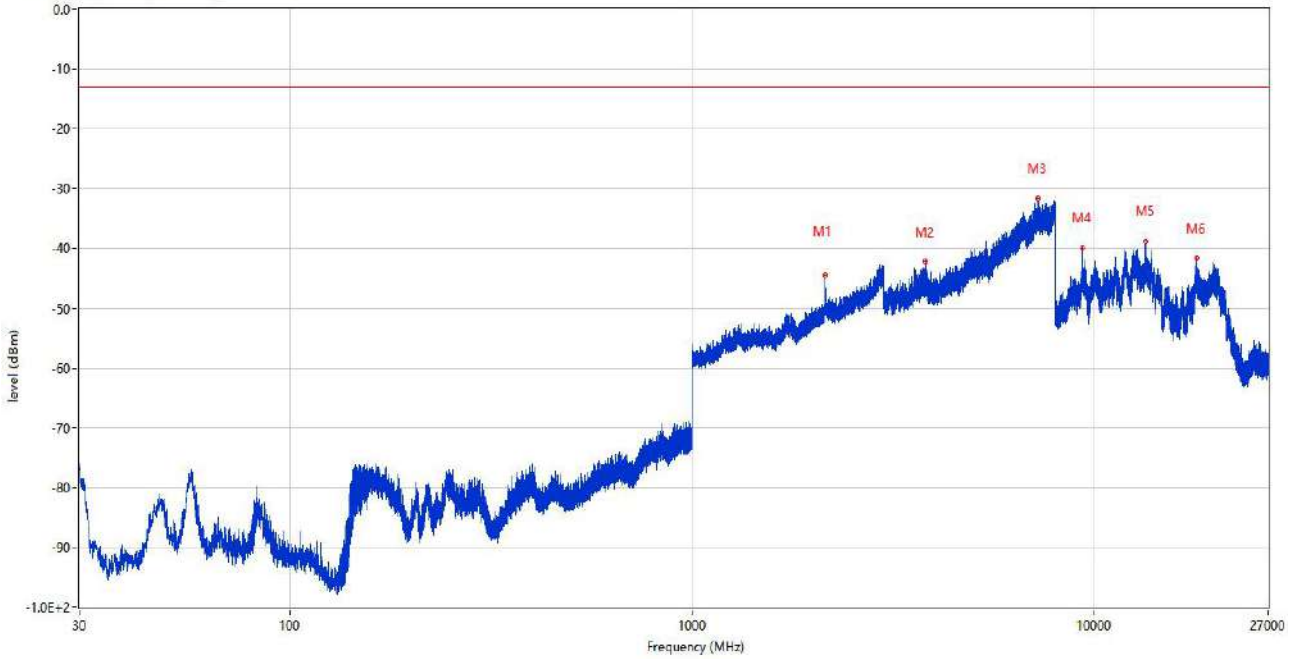
Frequency (MHz)	Result (dBm)	Factor (dB)	Limit (dBm)	Margin (dB)	Table (o)	ANT	EUT	Verdict
1754.800	-49.02	1.83	-13.0	36.02	1.00	Horizontal	Vertical	N/A
2143.000	-35.60	4.86	-13.0	22.60	68.00	Horizontal	Vertical	N/A
3799.250	-39.84	13.71	-13.0	26.84	160.00	Horizontal	Vertical	N/A
7585.250	-31.45	22.84	-13.0	18.45	113.00	Horizontal	Vertical	Pass
12487.562	-39.61	14.61	-13.0	26.61	1.00	Horizontal	Vertical	Pass
17804.700	-41.68	13.07	-13.0	28.68	274.00	Horizontal	Vertical	Pass

RSE(5G SA FCC)_5G N78_3300-3800_30MHz-27GHz



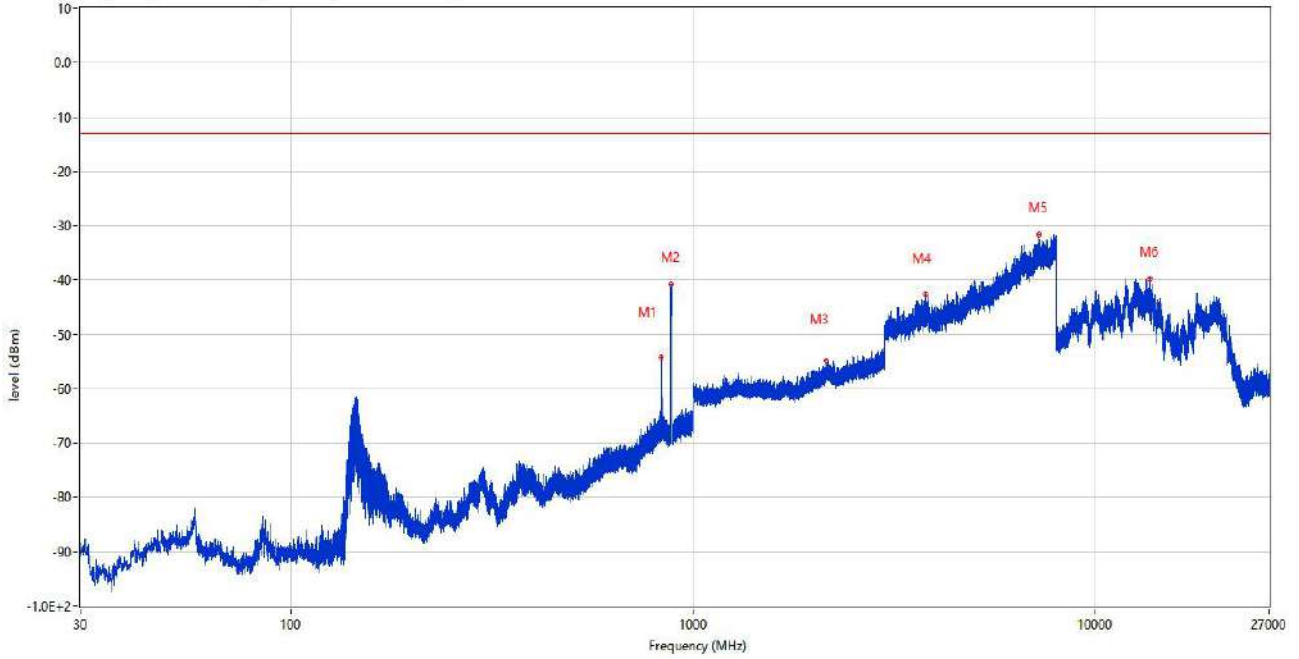
Frequency (MHz)	Result (dBm)	Factor (dB)	Limit (dBm)	Margin (dB)	Table (o)	ANT	EUT	Verdict
1310.900	-52.47	0.36	-13.0	39.47	163.00	Vertical	Vertical	Pass
2137.700	-42.25	4.39	-13.0	29.25	357.00	Vertical	Vertical	N/A
3817.250	-42.27	13.82	-13.0	29.27	260.00	Vertical	Vertical	N/A
7563.500	-31.27	22.57	-13.0	18.27	22.00	Vertical	Vertical	Pass
11921.362	-39.98	13.97	-13.0	26.98	1.00	Vertical	Vertical	Pass
17793.675	-42.01	12.81	-13.0	29.01	75.00	Vertical	Vertical	Pass

RSE(5G SA FCC)_5G N78_3300-3800_30MHz-27GHz



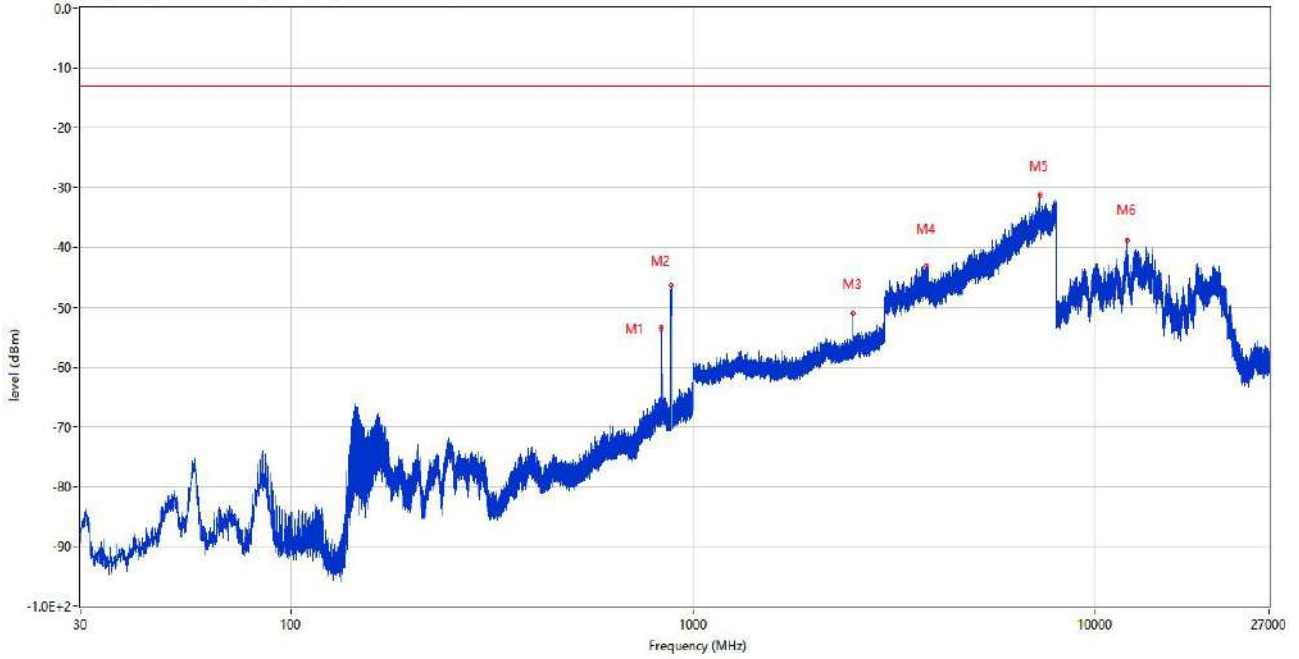
Frequency (MHz)	Result (dBm)	Factor (dB)	Limit (dBm)	Margin (dB)	Table (o)	ANT	EUT	Verdict
2142.700	-44.37	4.86	-13.0	31.37	154.00	Vertical	Horizontal	N/A
3799.500	-42.27	13.71	-13.0	29.27	114.00	Vertical	Horizontal	N/A
7231.250	-31.62	22.89	-13.0	18.62	360.00	Vertical	Horizontal	Pass
9352.088	-39.83	12.56	-13.0	26.83	289.00	Vertical	Horizontal	Pass
13389.975	-38.85	16.92	-13.0	25.85	3.00	Vertical	Horizontal	Pass
17956.950	-41.68	13.92	-13.0	28.68	360.00	Vertical	Horizontal	Pass

RSE(5G NSA FCC)_NSA_5A_n78A(Mid) & 26A_N78A(Mid)_814-849&3400-3600_30MHz-27GHz



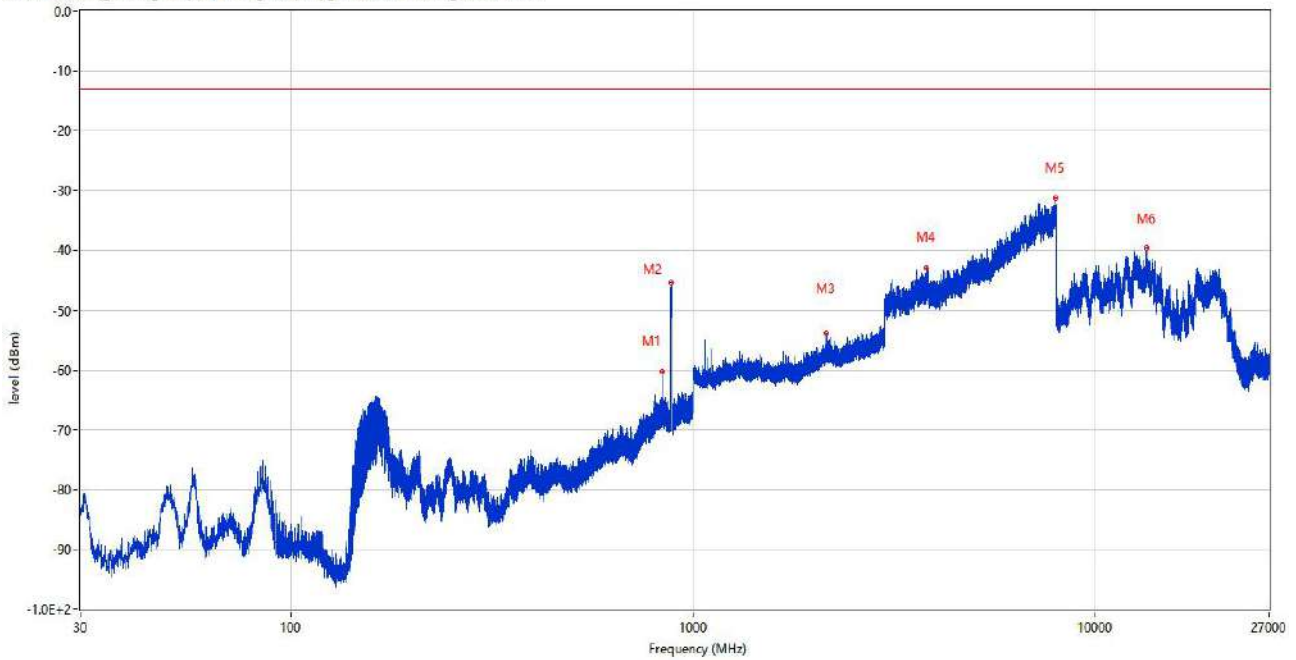
Frequency (MHz)	Result (dBm)	Factor (dB)	Limit (dBm)	Margin (dB)	Table (o)	ANT	EUT	Verdict
834.081	-54.26	5.60	-13.0	41.26	187.00	Horizontal	Vertical	N/A
883.551	-40.69	4.19	-13.0	27.69	237.00	Horizontal	Vertical	N/A
2135.300	-54.91	-2.35	-13.0	41.91	291.00	Horizontal	Vertical	Pass
3788.250	-42.53	13.68	-13.0	29.53	125.00	Horizontal	Vertical	N/A
7241.000	-31.65	23.73	-13.0	18.65	360.00	Horizontal	Vertical	Pass
13620.712	-39.69	15.06	-13.0	26.69	66.00	Horizontal	Vertical	Pass

RSE(5G NSA FCC)_NSA 5A_n78A(Mid) & 26A_N78A(Mid)_814-849&3400-3600_30MHz-27GHz



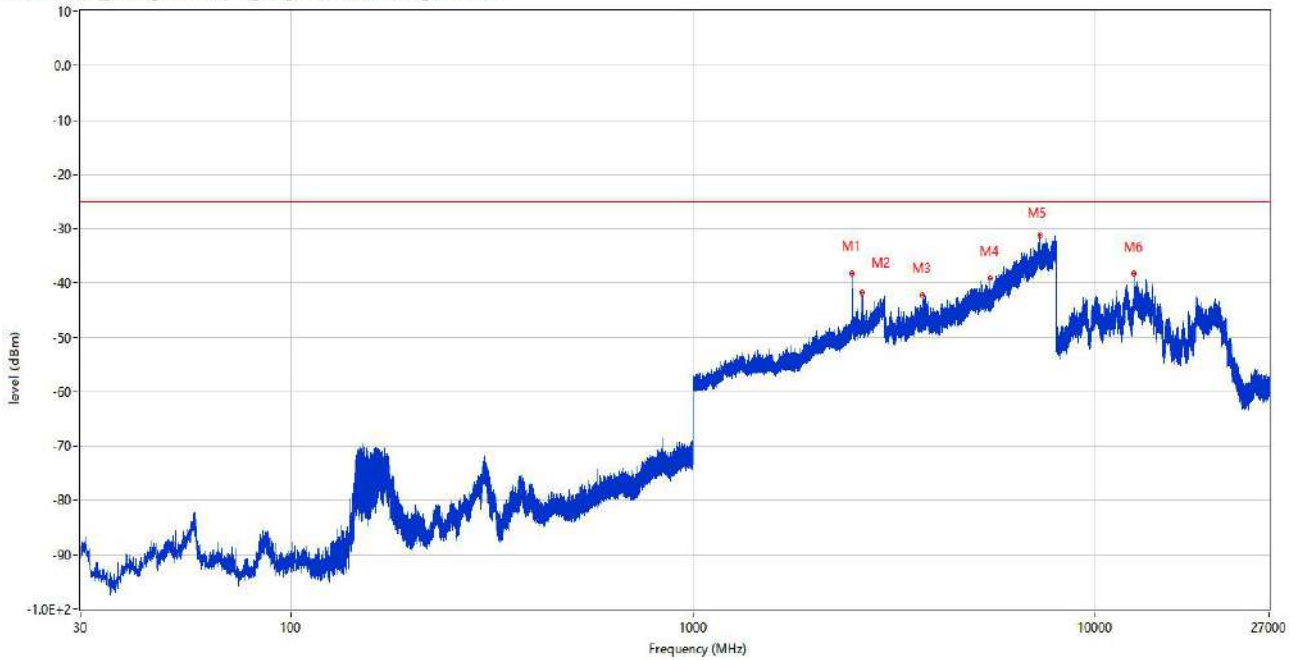
Frequency (MHz)	Result (dBm)	Factor (dB)	Limit (dBm)	Margin (dB)	Table (o)	ANT	EUT	Verdict
833.839	-53.46	5.59	-13.0	40.46	180.00	Vertical	Vertical	N/A
882.921	-46.35	4.15	-13.0	33.35	19.00	Vertical	Vertical	N/A
2499.600	-51.10	-1.26	-13.0	38.10	184.00	Vertical	Vertical	Pass
3790.250	-43.18	13.69	-13.0	30.18	3.00	Vertical	Vertical	N/A
7249.500	-31.34	24.27	-13.0	18.34	252.00	Vertical	Vertical	Pass
11993.800	-38.80	13.84	-13.0	25.80	87.00	Vertical	Vertical	Pass

RSE(5G NSA FCC_NSA 5A_n78A(Mid) & 26A_N78A(Mid)_814-849&3400-3600_30MHz-27GHz



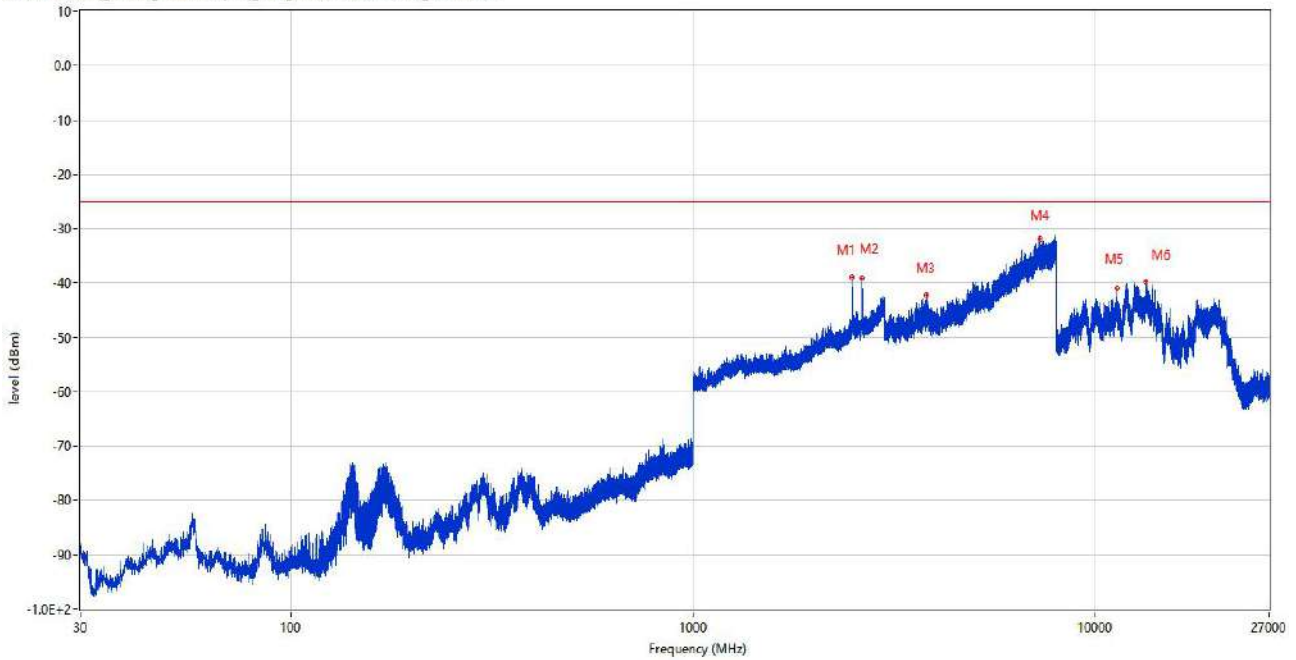
Frequency (MHz)	Result (dBm)	Factor (dB)	Limit (dBm)	Margin (dB)	Table (o)	ANT	EUT	Verdict
839.998	-60.21	5.85	-13.0	47.21	340.00	Vertical	Horizontal	N/A
882.824	-45.32	4.15	-13.0	32.32	263.00	Vertical	Horizontal	N/A
2147.100	-53.83	-2.05	-13.0	40.83	234.00	Vertical	Horizontal	Pass
3790.500	-42.98	13.69	-13.0	29.98	360.00	Vertical	Horizontal	N/A
7971.250	-31.18	24.17	-13.0	18.18	152.00	Vertical	Horizontal	Pass
13414.651	-39.63	16.69	-13.0	26.63	360.00	Vertical	Horizontal	Pass

RSE(5G NSA FCC)_NSA 7A_n78A &41A(Low)_n78A_2496-2570&3300-3800_30M-27GHz



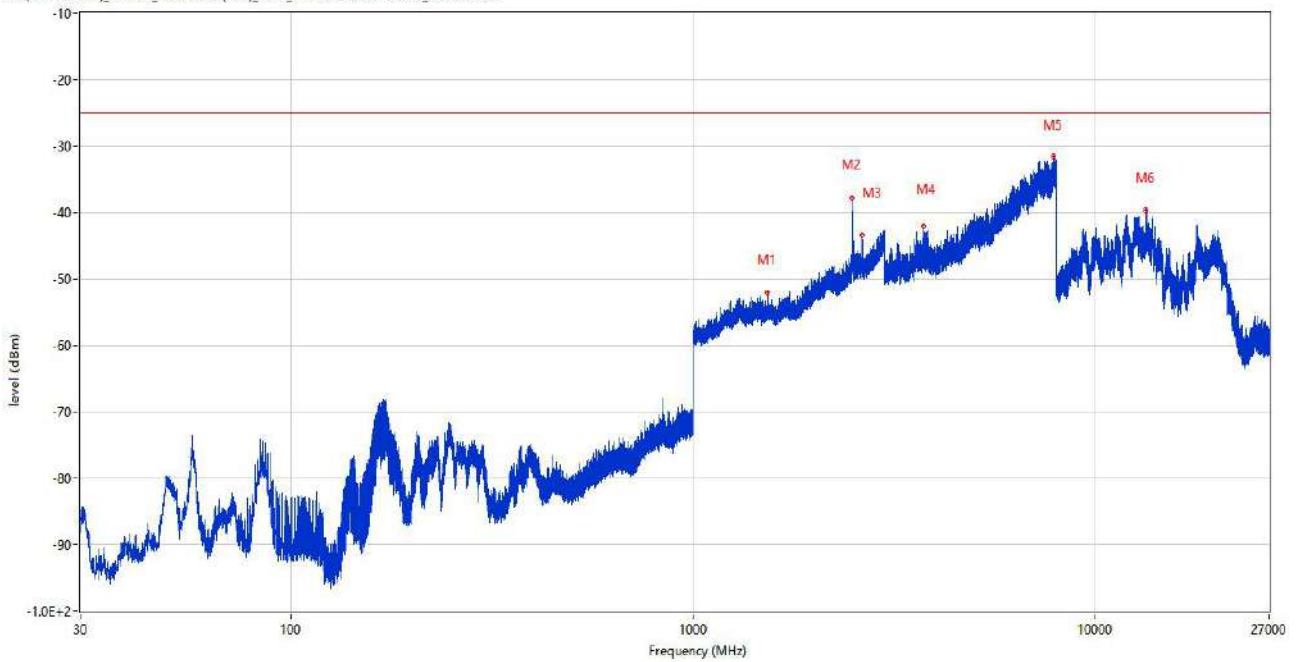
Frequency (MHz)	Result (dBm)	Factor (dB)	Limit (dBm)	Margin (dB)	Table (o)	ANT	EUT	Verdict
2481.900	-38.17	7.58	-25.0	13.17	294.00	Horizontal	Horizontal	N/A
2622.700	-41.76	7.92	-25.0	16.76	315.00	Horizontal	Horizontal	N/A
3711.000	-42.25	13.23	-25.0	17.25	317.00	Horizontal	Horizontal	N/A
5462.750	-39.06	15.87	-25.0	14.06	334.00	Horizontal	Horizontal	Pass
7253.750	-31.15	24.01	-25.0	6.15	360.00	Horizontal	Horizontal	Pass
12487.562	-38.30	14.61	-25.0	13.30	200.00	Horizontal	Horizontal	Pass

RSE(5G NSA FCC)_NSA 7A_n78A &41A(Low)_n78A_2496-2570&3300-3800_30M-27GHz



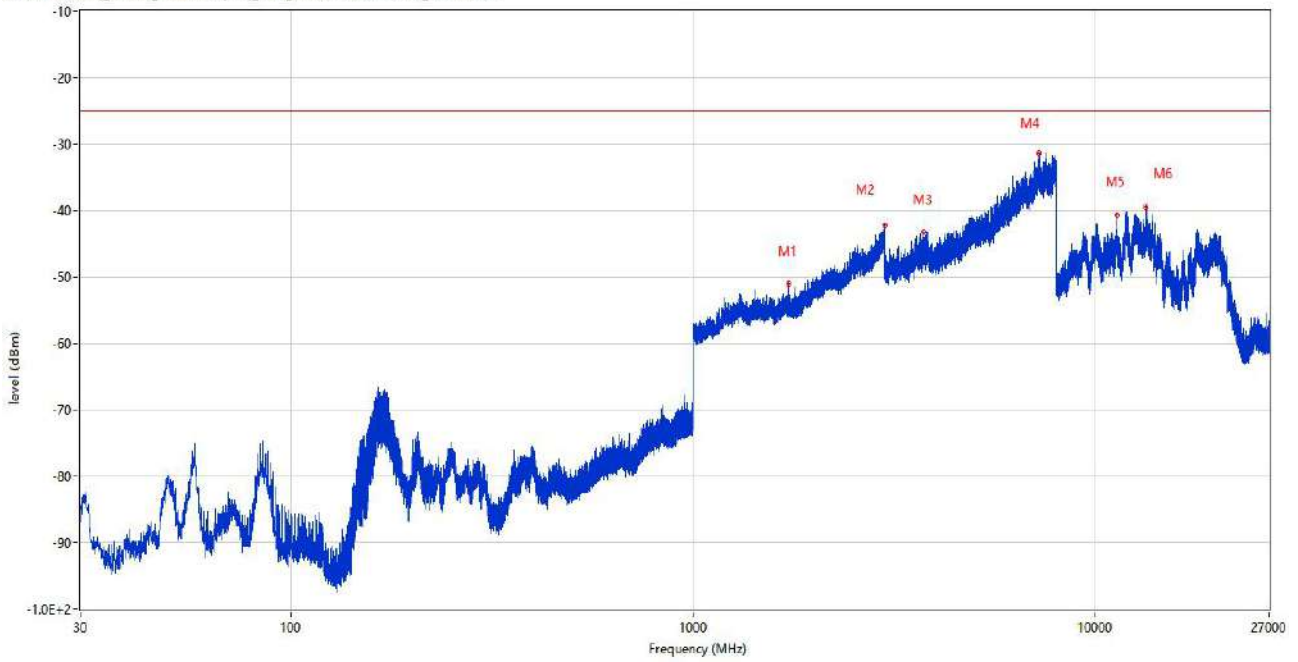
Frequency (MHz)	Result (dBm)	Factor (dB)	Limit (dBm)	Margin (dB)	Table (o)	ANT	EUT	Verdict
2486.400	-38.95	7.73	-25.0	13.95	360.00	Horizontal	Vertical	N/A
2634.200	-39.09	8.01	-25.0	14.09	116.00	Horizontal	Vertical	N/A
3790.250	-42.29	13.69	-25.0	17.29	360.00	Horizontal	Vertical	N/A
7245.750	-31.76	24.17	-25.0	6.76	271.00	Horizontal	Vertical	Pass
11305.287	-40.86	13.35	-25.0	15.86	1.00	Horizontal	Vertical	Pass
13343.513	-39.67	16.28	-25.0	14.67	140.00	Horizontal	Vertical	Pass

RSE(5G NSA FCC)_NSA 7A_n78A &41A(Low)_n78A_2496-2570&3300-3800_30M-27GHz



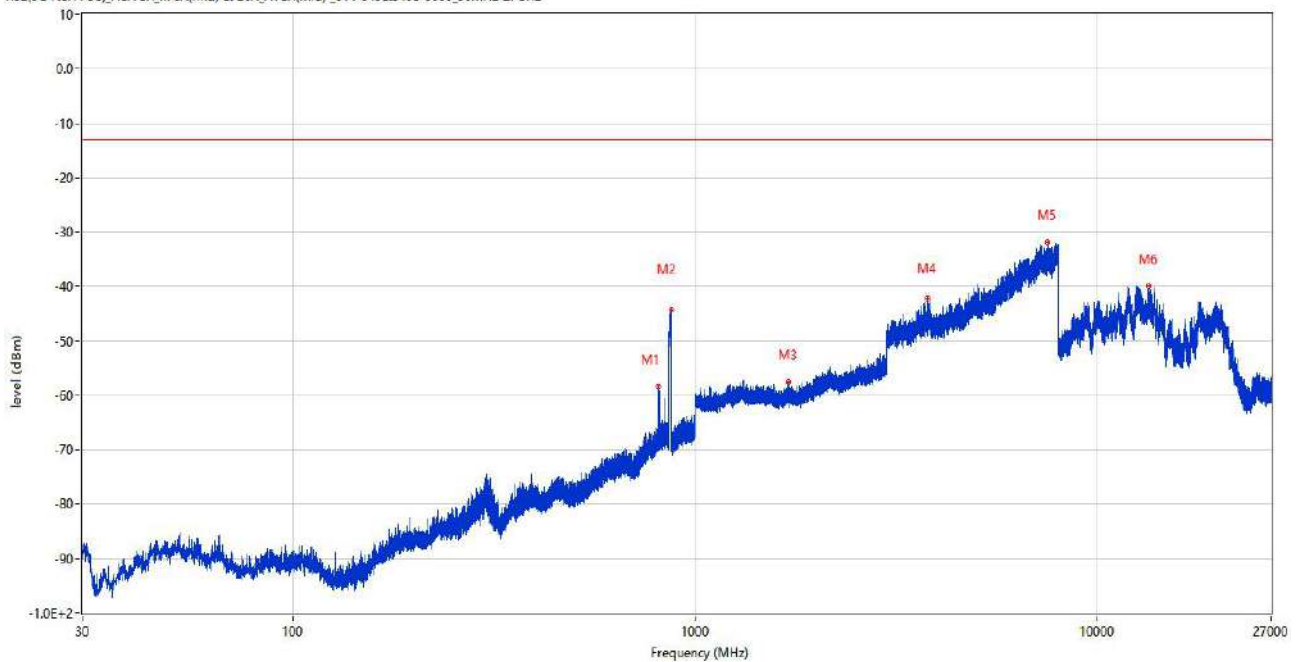
Frequency (MHz)	Result (dBm)	Factor (dB)	Limit (dBm)	Margin (dB)	Table (o)	ANT	EUT	Verdict
1531.600	-52.06	-0.14	-25.0	27.06	1.00	Vertical	Vertical	Pass
2485.000	-37.73	7.48	-25.0	12.73	294.00	Vertical	Vertical	N/A
2626.200	-43.41	8.19	-25.0	18.41	1.00	Vertical	Vertical	N/A
3730.000	-42.05	13.41	-25.0	17.05	36.00	Vertical	Vertical	N/A
7855.750	-31.48	23.13	-25.0	6.48	192.00	Vertical	Vertical	Pass
13364.775	-39.68	16.68	-25.0	14.68	360.00	Vertical	Vertical	Pass

RSE(5G NSA FCC)_NSA 7A_n78A &41A(Low)_n78A_2496-2570&3300-3800_30M-27GHz



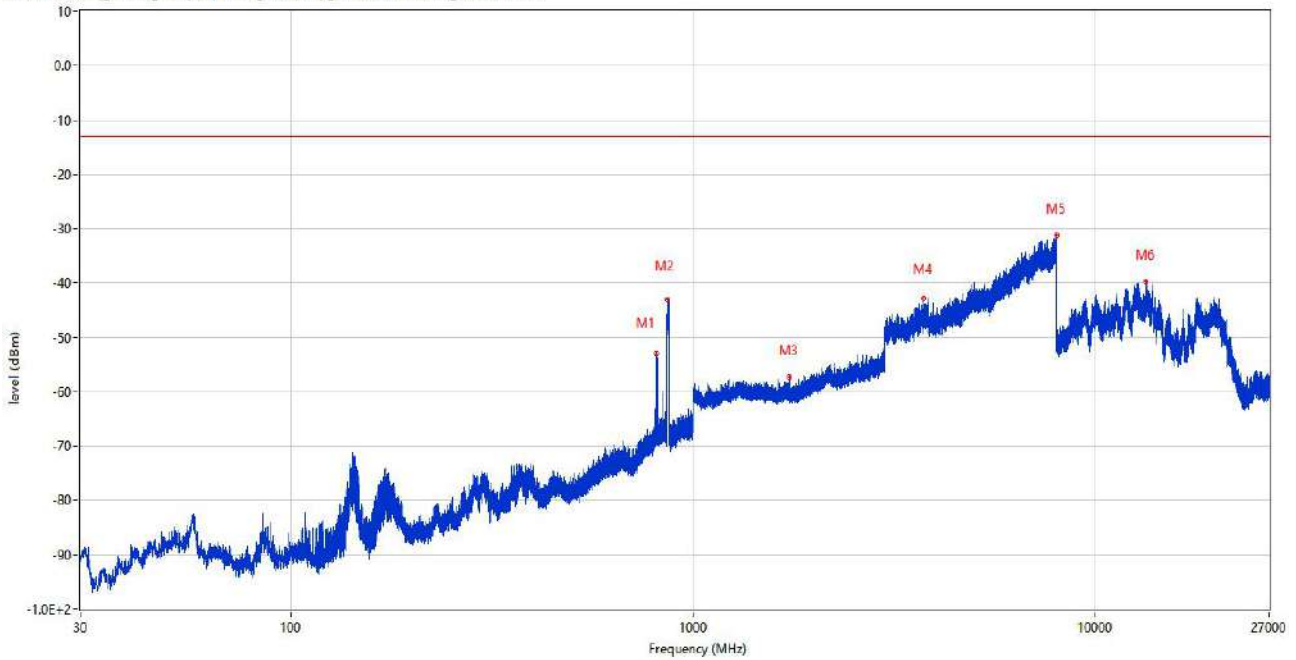
Frequency (MHz)	Result (dBm)	Factor (dB)	Limit (dBm)	Margin (dB)	Table (o)	ANT	EUT	Verdict
1727.100	-51.07	0.28	-25.0	26.07	1.00	Vertical	Horizontal	Pass
2998.600	-42.16	12.74	-25.0	17.16	246.00	Vertical	Horizontal	Pass
3732.000	-43.20	13.43	-25.0	18.20	237.00	Vertical	Horizontal	N/A
7207.250	-31.30	22.42	-25.0	6.30	272.00	Vertical	Horizontal	Pass
11285.812	-40.74	13.25	-25.0	15.74	1.00	Vertical	Horizontal	Pass
13377.112	-39.46	16.79	-25.0	14.46	181.00	Vertical	Horizontal	Pass

RSE(5G NSA FCC)_NSA 5A_n78A(Mid) & 26A_N78A(Mid) .814-849&3400-3600_30MHz-27GHz



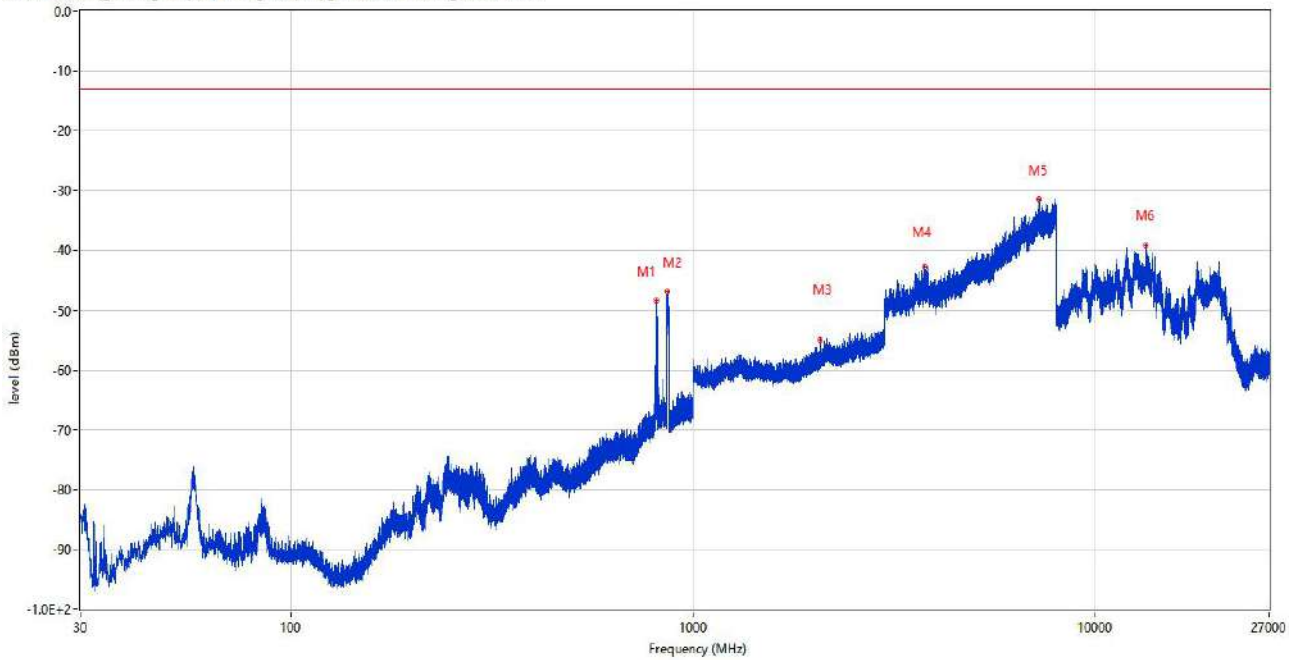
Frequency (MHz)	Result (dBm)	Factor (dB)	Limit (dBm)	Margin (dB)	Table (o)	ANT	EUT	Verdict
809.638	-58.27	4.97	-13.0	45.27	212.00	Horizontal	Horizontal	N/A
871.620	-44.37	4.19	-13.0	31.37	256.00	Horizontal	Horizontal	N/A
1707.800	-57.61	-5.06	-13.0	44.61	1.00	Horizontal	Horizontal	Pass
3787.750	-42.23	13.68	-13.0	29.23	360.00	Horizontal	Horizontal	N/A
7511.250	-31.94	22.48	-13.0	18.94	81.00	Horizontal	Horizontal	Pass
13383.675	-39.91	16.86	-13.0	26.91	360.00	Horizontal	Horizontal	Pass

RSE(5G NSA FCC_NSA 5A_n78A(Mid) & 26A_N78A(Mid)_814-849&3400-3600_30MHz-27GHz



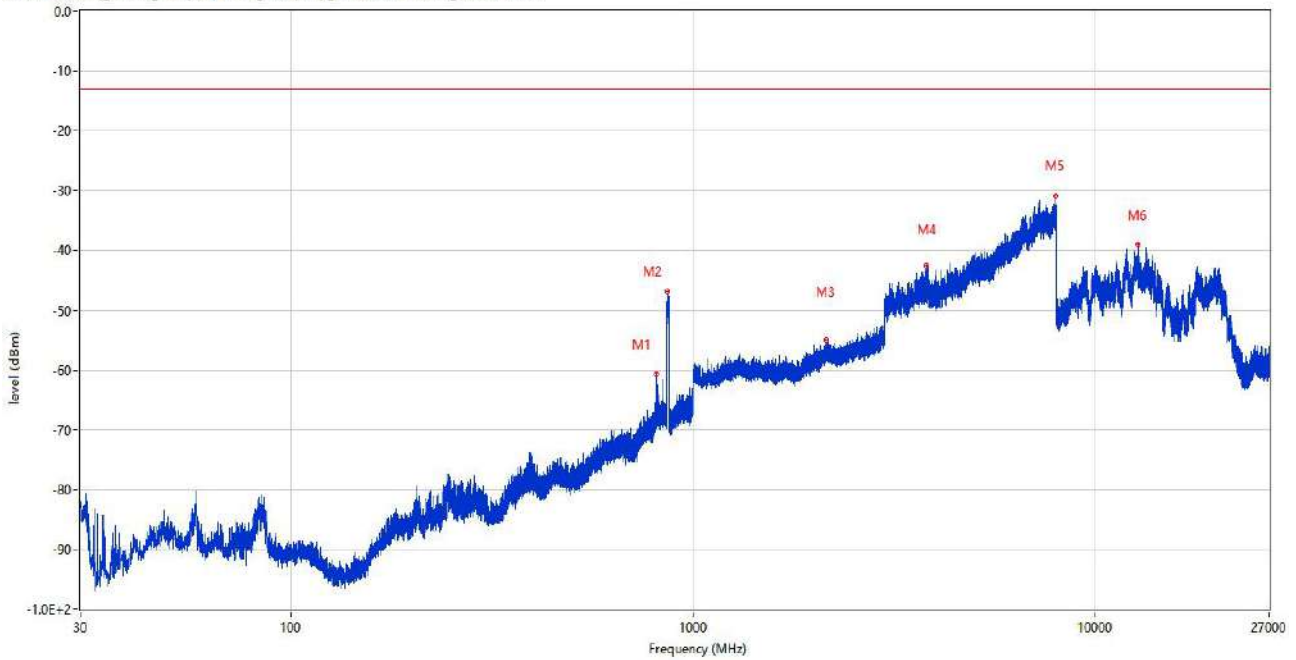
Frequency (MHz)	Result (dBm)	Factor (dB)	Limit (dBm)	Margin (dB)	Table (o)	ANT	EUT	Verdict
809.492	-52.89	4.97	-13.0	39.89	3.00	Horizontal	Vertical	N/A
860.708	-42.94	4.42	-13.0	29.94	232.00	Horizontal	Vertical	N/A
1732.700	-57.30	-5.78	-13.0	44.30	1.00	Horizontal	Vertical	Pass
3734.500	-42.86	13.45	-13.0	29.86	337.00	Horizontal	Vertical	N/A
7985.000	-31.26	23.28	-13.0	18.26	1.00	Horizontal	Vertical	Pass
13341.674	-39.72	16.21	-13.0	26.72	209.00	Horizontal	Vertical	Pass

RSE(5G NSA FCC_NSA 5A_n78A(Mid) & 26A_N78A(Mid) _814-849&3400-3600_30MHz-27GHz



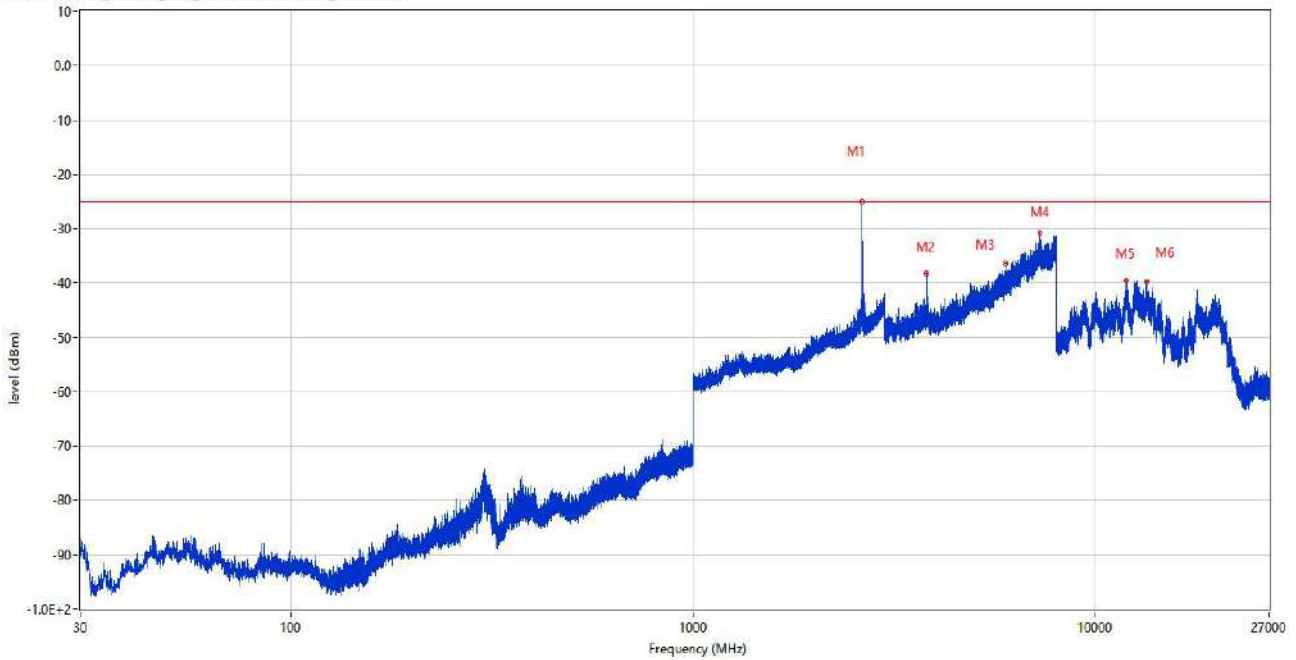
Frequency (MHz)	Result (dBm)	Factor (dB)	Limit (dBm)	Margin (dB)	Table (o)	ANT	EUT	Verdict
809.153	-48.37	4.97	-13.0	35.37	244.00	Vertical	Vertical	N/A
861.969	-46.90	4.39	-13.0	33.90	65.00	Vertical	Vertical	N/A
2063.500	-55.05	-3.54	-13.0	42.05	291.00	Vertical	Vertical	Pass
3762.500	-42.81	13.63	-13.0	29.81	226.00	Vertical	Vertical	N/A
7239.750	-31.53	23.62	-13.0	18.53	263.00	Vertical	Vertical	Pass
13379.213	-39.15	16.81	-13.0	26.15	360.00	Vertical	Vertical	Pass

RSE(5G NSA FCC_NSA 5A_n78A(Mid) & 26A_N78A(Mid)_814-849&3400-3600_30MHz-27GHz



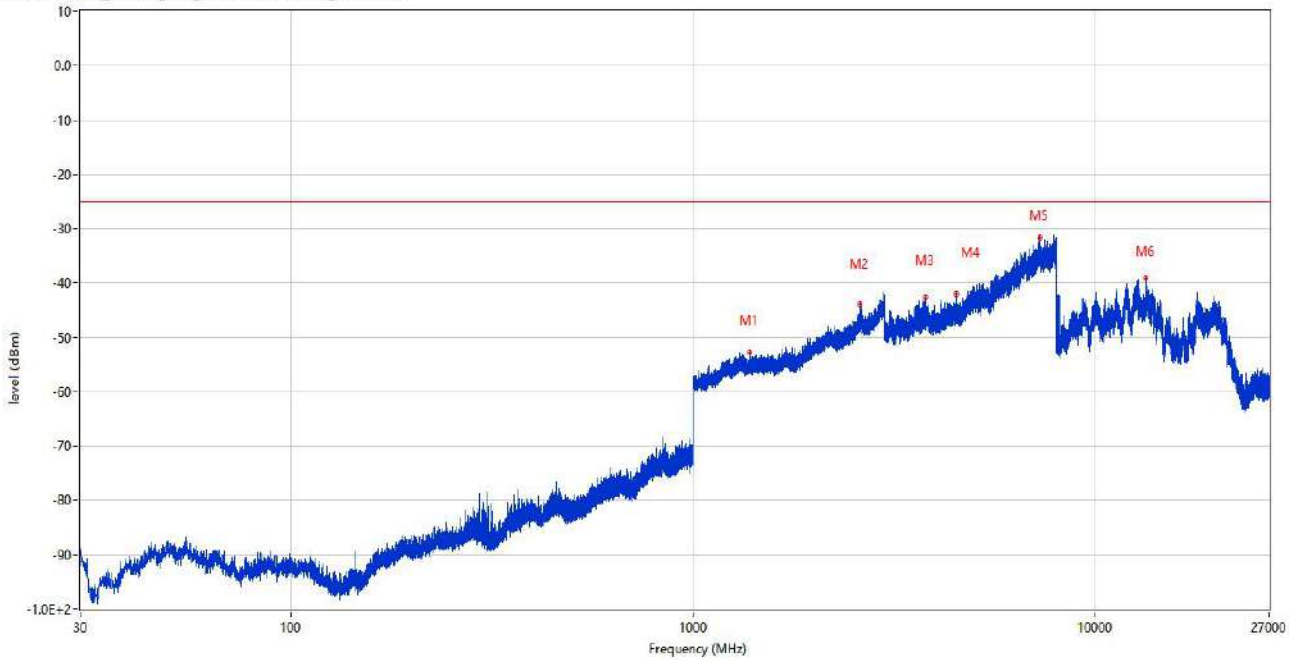
Frequency (MHz)	Result (dBm)	Factor (dB)	Limit (dBm)	Margin (dB)	Table (o)	ANT	EUT	Verdict
809.589	-60.57	4.97	-13.0	47.57	94.00	Vertical	Horizontal	N/A
861.581	-46.95	4.42	-13.0	33.95	360.00	Vertical	Horizontal	N/A
2136.200	-54.96	-2.26	-13.0	41.96	356.00	Vertical	Horizontal	Pass
3792.250	-42.50	13.69	-13.0	29.50	11.00	Vertical	Horizontal	N/A
7963.750	-30.85	24.15	-13.0	17.85	65.00	Vertical	Horizontal	Pass
12735.275	-39.04	14.73	-13.0	26.04	1.00	Vertical	Horizontal	Pass

RSE(5G NSA FCC)_NSA_38A_n78A_2496-2570&3300-3800_30M+27GHz



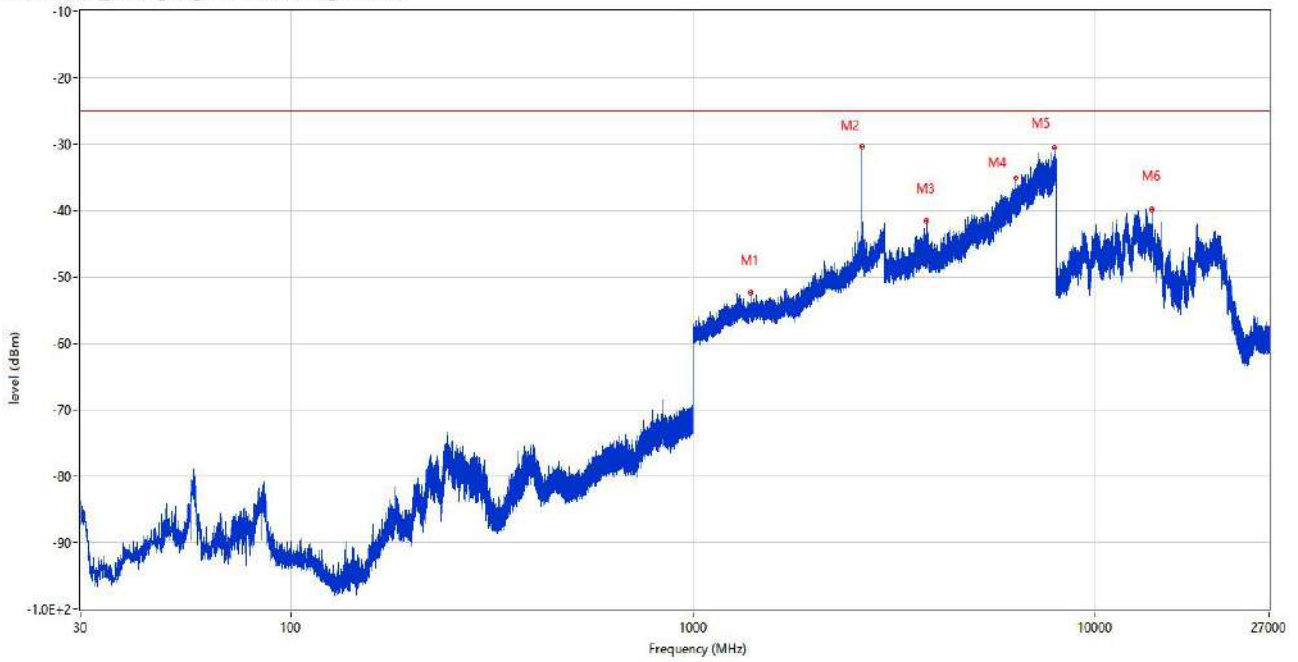
Frequency (MHz)	Result (dBm)	Factor (dB)	Limit (dBm)	Margin (dB)	Table (o)	ANT	EUT	Verdict
2627.200	-24.92	9.35	-25.0	-0.08	1.00	Horizontal	Horizontal	N/A
3799.000	-38.31	13.71	-25.0	13.31	161.00	Horizontal	Horizontal	N/A
5980.250	-36.48	18.68	-25.0	11.48	360.00	Horizontal	Horizontal	Pass
7249.000	-30.87	24.31	-25.0	5.87	360.00	Horizontal	Horizontal	Pass
11890.725	-39.61	13.80	-25.0	14.61	66.00	Horizontal	Horizontal	Pass
13392.075	-39.81	16.94	-25.0	14.81	36.00	Horizontal	Horizontal	Pass

RSE(5G NSA FCC)_NSA_38A_n78A_2496-2570&3300-3800_30M+27GHz



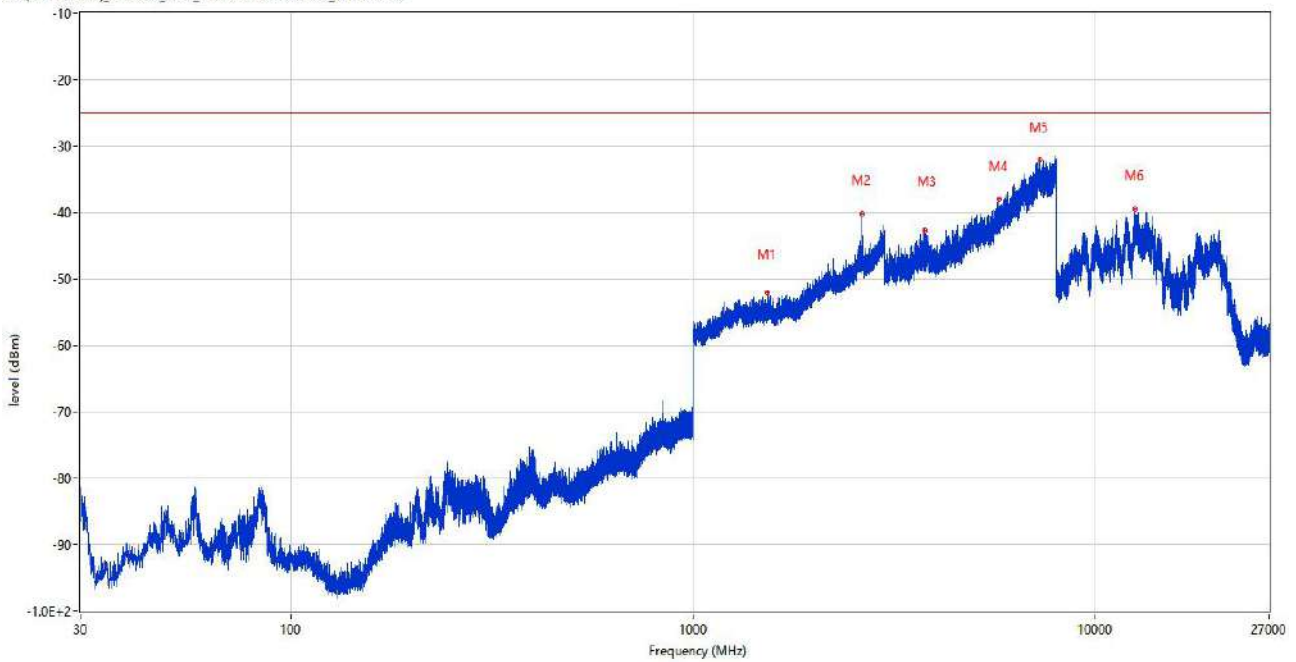
Frequency (MHz)	Result (dBm)	Factor (dB)	Limit (dBm)	Margin (dB)	Table (o)	ANT	EUT	Verdict
1381.300	-52.80	-0.16	-25.0	27.80	70.00	Horizontal	Vertical	Pass
2601.400	-43.95	8.94	-25.0	18.95	2.00	Horizontal	Vertical	N/A
3787.750	-42.72	13.68	-25.0	17.72	3.00	Horizontal	Vertical	N/A
4515.750	-42.01	15.10	-25.0	17.01	226.00	Horizontal	Vertical	Pass
7250.000	-31.69	24.26	-25.0	6.69	32.00	Horizontal	Vertical	Pass
13353.750	-39.03	16.58	-25.0	14.03	360.00	Horizontal	Vertical	Pass

RSE(5G NSA FCC)_NSA_38A_n78A_2496-2570&3300-3800_30M-27GHz



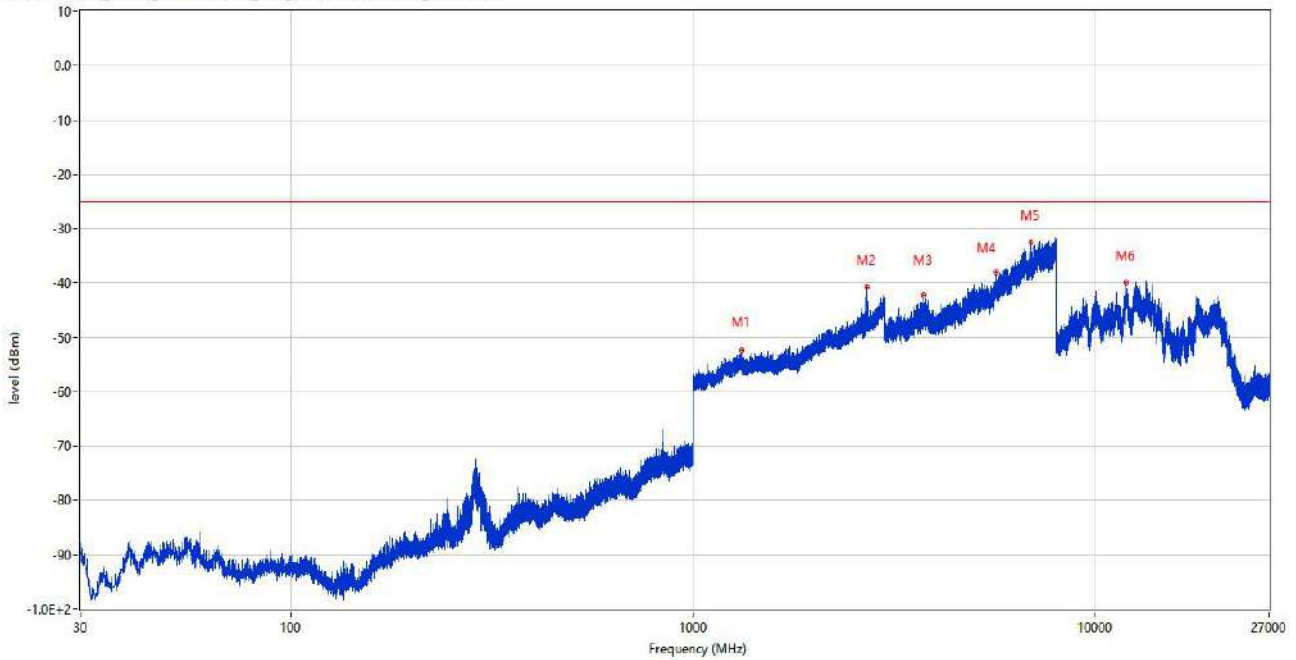
Frequency (MHz)	Result (dBm)	Factor (dB)	Limit (dBm)	Margin (dB)	Table (o)	ANT	EUT	Verdict
1389.800	-52.42	-0.59	-25.0	27.42	280.00	Vertical	Vertical	Pass
2627.400	-30.31	9.35	-25.0	5.31	1.00	Vertical	Vertical	N/A
3799.000	-41.56	13.71	-25.0	16.56	3.00	Vertical	Vertical	N/A
6329.500	-35.16	19.31	-25.0	10.16	229.00	Vertical	Vertical	Pass
7929.250	-30.58	23.47	-25.0	5.58	137.00	Vertical	Vertical	Pass
13785.300	-39.89	16.03	-25.0	14.89	209.00	Vertical	Vertical	Pass

RSE(5G NSA FCC)_NSA_38A_n78A_2496-2570&3300-3800_30M+27GHz



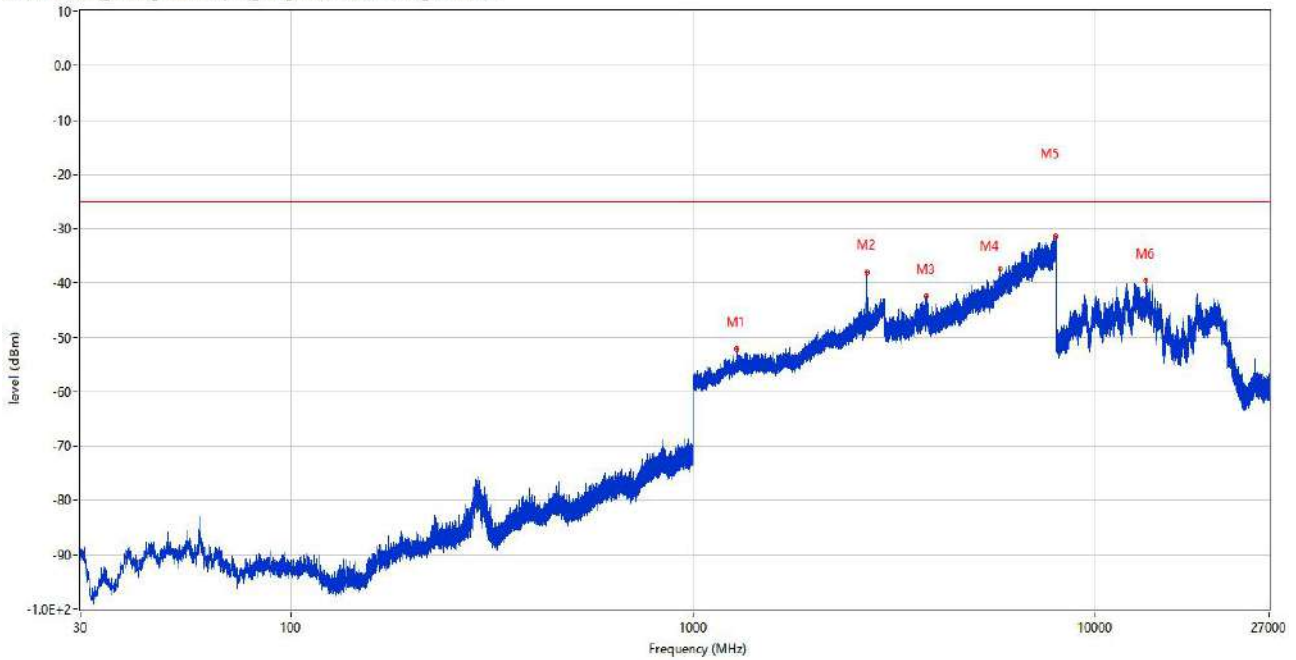
Frequency (MHz)	Result (dBm)	Factor (dB)	Limit (dBm)	Margin (dB)	Table (o)	ANT	EUT	Verdict
1527.900	-52.09	-0.20	-25.0	27.09	3.00	Vertical	Horizontal	Pass
2625.500	-40.16	9.32	-25.0	15.16	262.00	Vertical	Horizontal	N/A
3761.000	-42.76	13.62	-25.0	17.76	360.00	Vertical	Horizontal	N/A
5771.500	-38.03	17.41	-25.0	13.03	320.00	Vertical	Horizontal	Pass
7244.750	-32.03	24.11	-25.0	7.03	156.00	Vertical	Horizontal	Pass
12522.474	-39.43	14.36	-25.0	14.43	1.00	Vertical	Horizontal	Pass

RSE(5G NSA FCC)_NSA 7A_n78A &41A(Low)_n78A_2496-2570&3300-3800_30M-27GHz



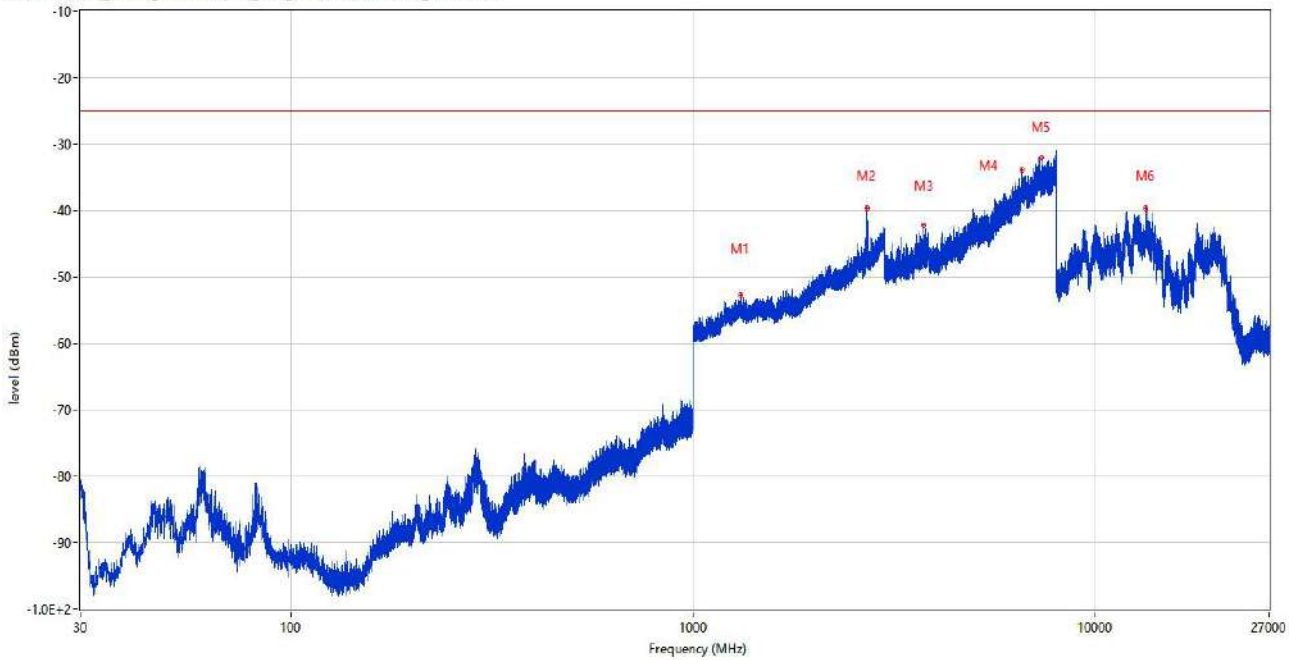
Frequency (MHz)	Result (dBm)	Factor (dB)	Limit (dBm)	Margin (dB)	Table (o)	ANT	EUT	Verdict
1318.800	-52.37	-0.04	-25.0	27.37	344.00	Horizontal	Horizontal	Pass
2697.500	-40.83	8.65	-25.0	15.83	162.00	Horizontal	Horizontal	N/A
3733.500	-42.18	13.44	-25.0	17.18	170.00	Horizontal	Horizontal	N/A
5651.000	-37.99	16.62	-25.0	12.99	73.00	Horizontal	Horizontal	Pass
6921.000	-32.54	21.78	-25.0	7.54	106.00	Horizontal	Horizontal	Pass
11906.400	-39.98	13.95	-25.0	14.98	360.00	Horizontal	Horizontal	Pass

RSE(5G NSA FCC)_NSA 7A_n78A &41A(Low)_n78A_2496-2570&3300-3800_30M-27GHz



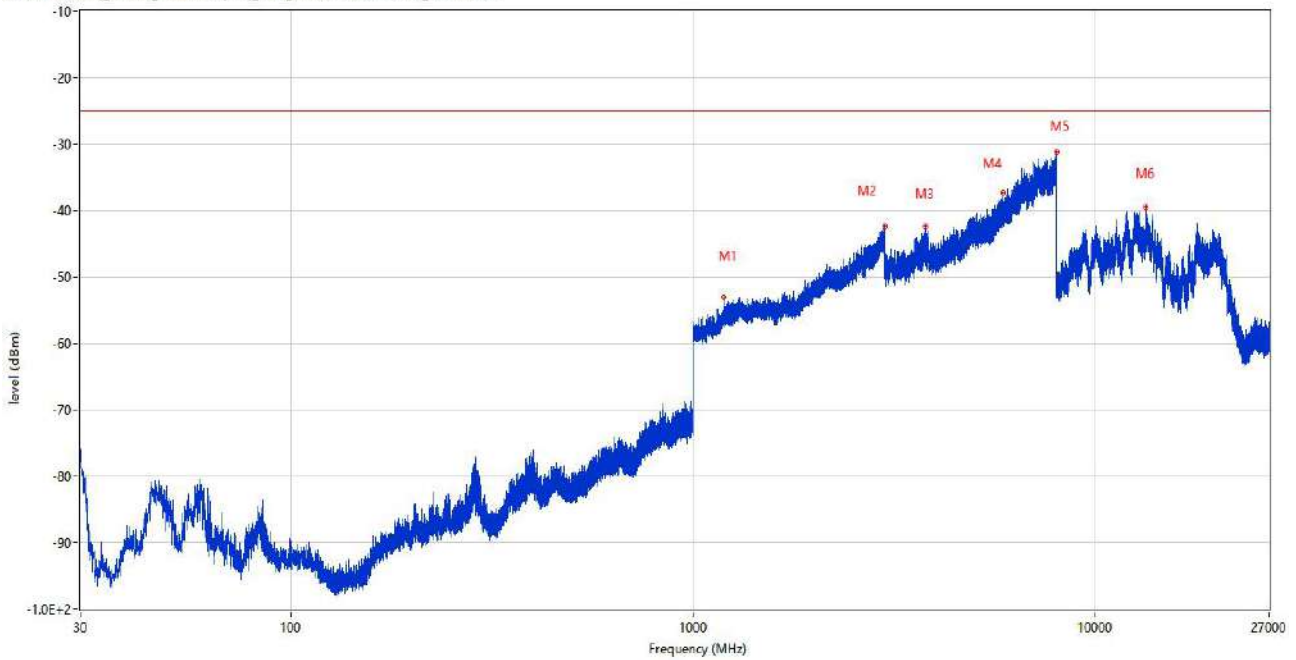
Frequency (MHz)	Result (dBm)	Factor (dB)	Limit (dBm)	Margin (dB)	Table (o)	ANT	EUT	Verdict
1281.200	-52.20	-0.30	-25.0	27.20	352.00	Horizontal	Vertical	Pass
2703.700	-37.98	8.66	-25.0	12.98	360.00	Horizontal	Vertical	N/A
3791.000	-42.51	13.69	-25.0	17.51	0.00	Horizontal	Vertical	N/A
5775.500	-37.51	17.42	-25.0	12.51	0.00	Horizontal	Vertical	Pass
7968.500	-31.40	24.26	-25.0	6.40	0.00	Horizontal	Vertical	Pass
13375.013	-39.47	16.78	-25.0	14.47	0.00	Horizontal	Vertical	Pass

RSE(5G NSA FCC_NSA 7A_n78A &41A(Low)_n78A_2496-2570&3300-3800_30M-27GHz



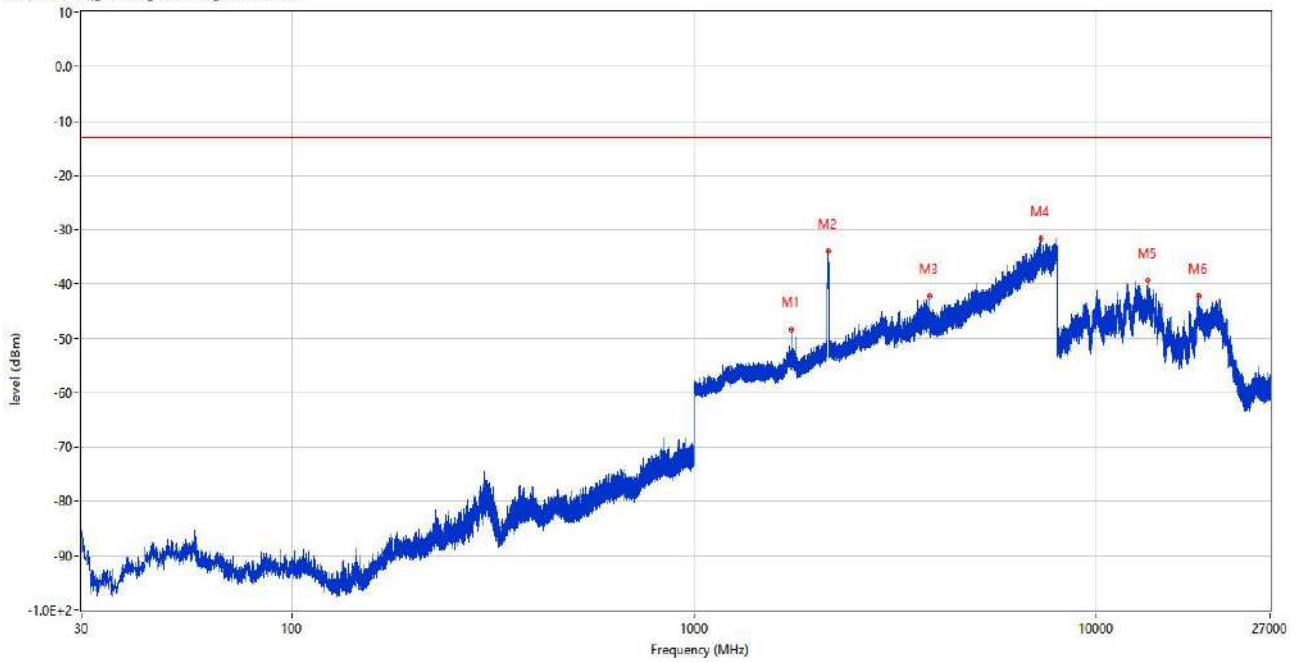
Frequency (MHz)	Result (dBm)	Factor (dB)	Limit (dBm)	Margin (dB)	Table (o)	ANT	EUT	Verdict
1314.000	-52.71	0.32	-25.0	27.71	313.00	Vertical	Vertical	Pass
2708.100	-39.71	8.67	-25.0	14.71	101.00	Vertical	Vertical	N/A
3737.000	-42.25	13.48	-25.0	17.25	1.00	Vertical	Vertical	N/A
6561.250	-33.88	20.62	-25.0	8.88	1.00	Vertical	Vertical	Pass
7328.750	-31.95	22.08	-25.0	6.95	41.00	Vertical	Vertical	Pass
13361.887	-39.67	16.65	-25.0	14.67	1.00	Vertical	Vertical	Pass

RSE(5G NSA FCC)_NSA 7A_n78A &41A(Low)_n78A_2496-2570&3300-3800_30M-27GHz



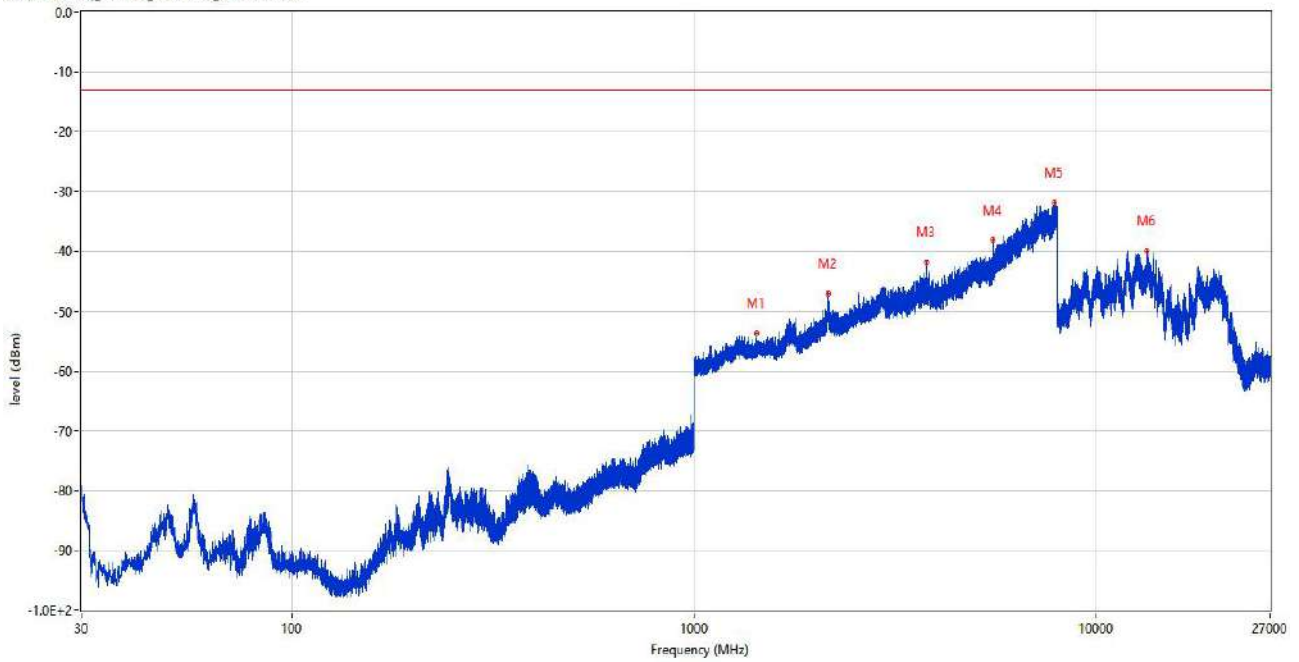
Frequency (MHz)	Result (dBm)	Factor (dB)	Limit (dBm)	Margin (dB)	Table (o)	ANT	EUT	Verdict
1189.900	-53.03	-0.92	-25.0	28.03	209.00	Vertical	Horizontal	Pass
2994.200	-42.39	12.55	-25.0	17.39	355.00	Vertical	Horizontal	Pass
3790.000	-42.43	13.69	-25.0	17.43	72.00	Vertical	Horizontal	N/A
5880.000	-37.36	17.77	-25.0	12.36	233.00	Vertical	Horizontal	Pass
7987.500	-31.25	23.39	-25.0	6.25	233.00	Vertical	Horizontal	Pass
13373.438	-39.42	16.76	-25.0	14.42	56.00	Vertical	Horizontal	Pass

RSE(5G SA FCC)_5G N78_3300-3800_30MHz-27GHz



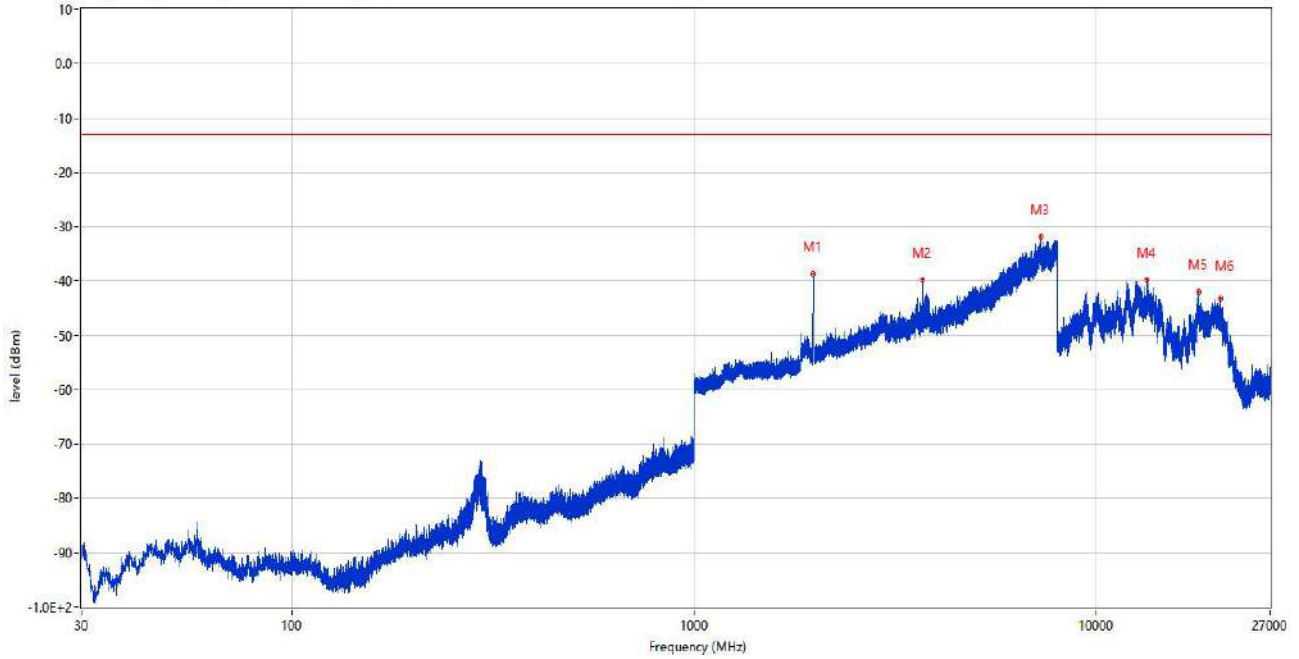
Frequency (MHz)	Result (dBm)	Factor (dB)	Limit (dBm)	Margin (dB)	Table (o)	ANT	EUT	Verdict
1747.300	-48.44	1.00	-13.0	35.44	115.00	Horizontal	Horizontal	N/A
2153.600	-34.00	3.04	-13.0	21.00	259.00	Horizontal	Horizontal	N/A
3835.000	-42.18	13.92	-13.0	29.18	45.00	Horizontal	Horizontal	N/A
7249.500	-31.64	24.27	-13.0	18.64	274.00	Horizontal	Horizontal	Pass
13402.050	-39.39	16.96	-13.0	26.39	360.00	Horizontal	Horizontal	Pass
17958.261	-42.26	13.89	-13.0	29.26	360.00	Horizontal	Horizontal	Pass

RSE(5G SA FCC)_5G N78_3300-3800_30MHz-27GHz



Frequency (MHz)	Result (dBm)	Factor (dB)	Limit (dBm)	Margin (dB)	Table (o)	ANT	EUT	Verdict
1427.400	-53.69	-1.33	-13.0	40.69	207.00	Vertical	Horizontal	Pass
2149.000	-47.06	3.04	-13.0	34.06	159.00	Vertical	Horizontal	N/A
3788.250	-41.88	13.68	-13.0	28.88	193.00	Vertical	Horizontal	N/A
5545.250	-37.99	16.76	-13.0	24.99	361.00	Vertical	Horizontal	Pass
7865.000	-31.78	22.98	-13.0	18.78	209.00	Vertical	Horizontal	Pass
13372.125	-39.83	16.75	-13.0	26.83	360.00	Vertical	Horizontal	Pass

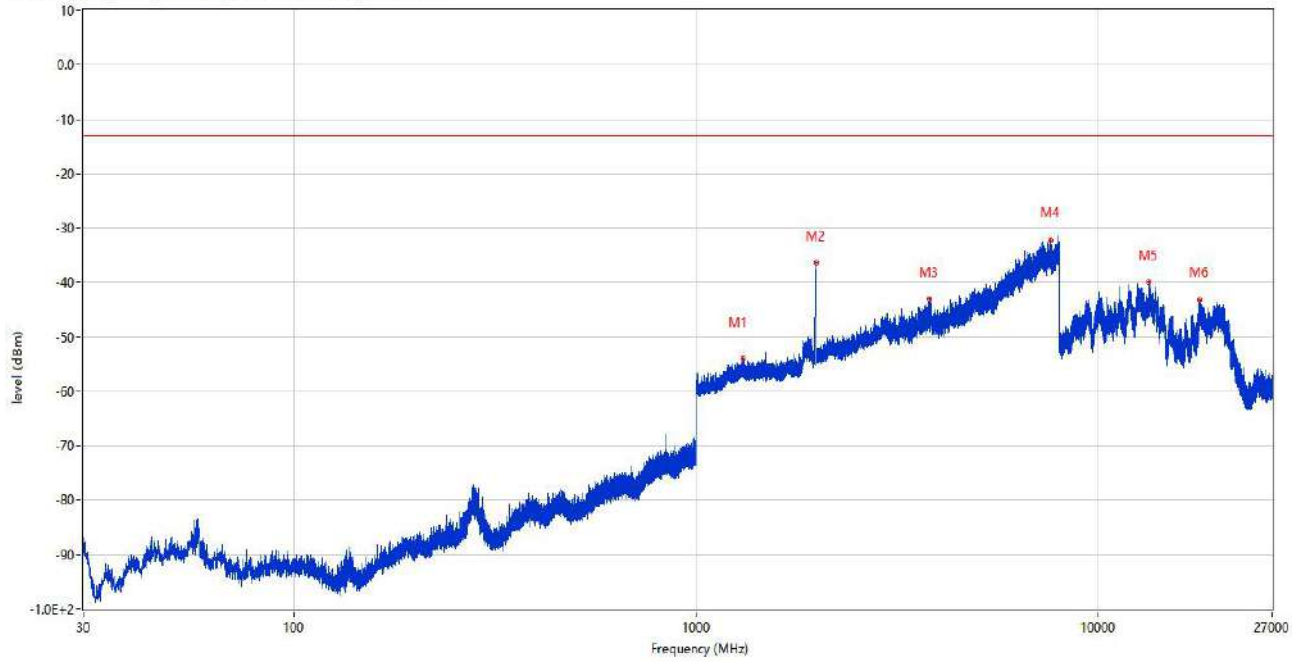
RSE(5G NSA FCC)_NSA_2A_n78A(Mid)_1850-1920&3400-3600_30MHz-27GHz



Frequency (MHz)	Result (dBm)	Factor (dB)	Limit (dBm)	Margin (dB)	Table (o)	ANT	EUT	Verdict
1973.500	-38.64	0.91	-13.0	25.64	270.00	Horizontal	Horizontal	N/A
3701.750	-39.75	13.14	-13.0	26.75	222.00	Horizontal	Horizontal	N/A
7250.750	-31.77	24.25	-13.0	18.77	269.00	Horizontal	Horizontal	Pass
13350.600	-39.77	16.55	-13.0	26.77	0.00	Horizontal	Horizontal	Pass
17943.824	-42.01	13.94	-13.0	29.01	269.00	Horizontal	Horizontal	Pass
20376.449	-43.22	12.97	-13.0	30.22	174.00	Horizontal	Horizontal	Pass

Band:NSA DC_66A_n78A,Channel:MIDDLE range BW:20M+100M

RSE(5G NSA FCC)_NSA 2A_n78A(Mid)_1850-1920&3400-3600_30MHz-27GHz



Frequency (MHz)	Result (dBm)	Factor (dB)	Limit (dBm)	Margin (dB)	Table (o)	ANT	EUT	Verdict
1305.300	-54.06	-0.87	-13.0	41.06	245.00	Horizontal	Vertical	Pass
1984.500	-36.45	0.75	-13.0	23.45	65.00	Horizontal	Vertical	N/A
3793.250	-43.11	13.70	-13.0	30.11	223.00	Horizontal	Vertical	N/A
7583.250	-32.18	22.64	-13.0	19.18	320.00	Horizontal	Vertical	Pass
13349.550	-40.00	16.52	-13.0	27.00	328.00	Horizontal	Vertical	Pass
17800.499	-43.16	13.19	-13.0	30.16	256.00	Horizontal	Vertical	Pass

--BLANK BELOW--