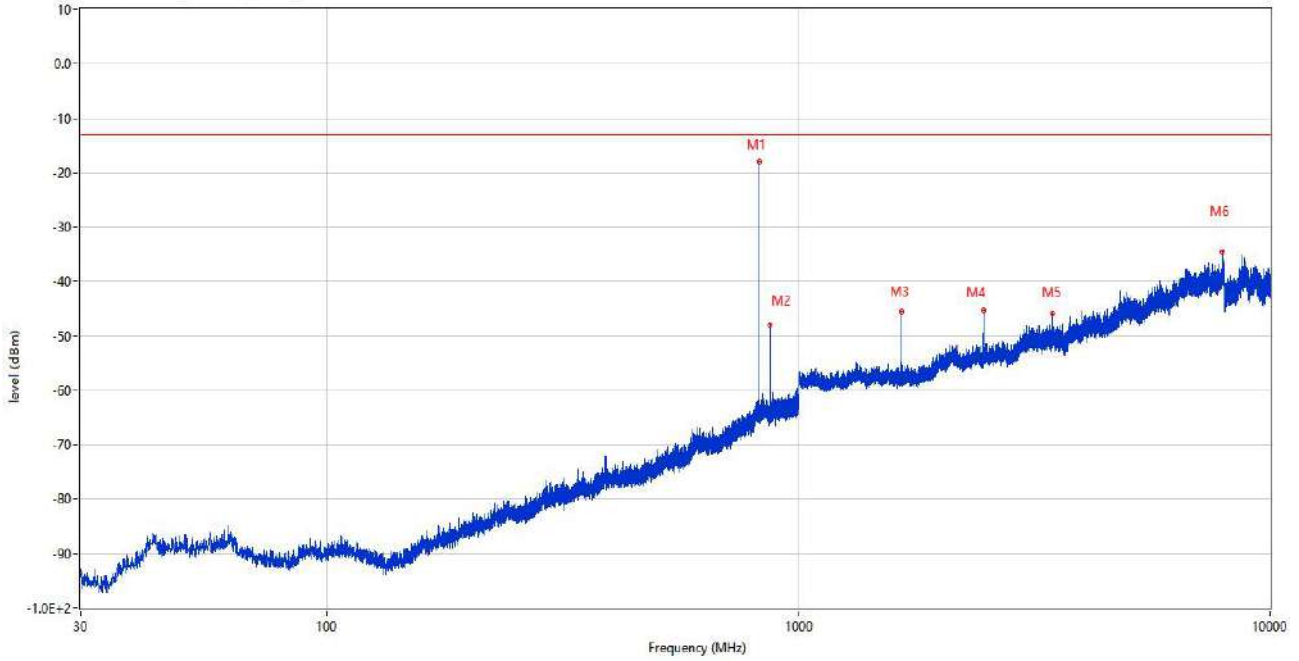


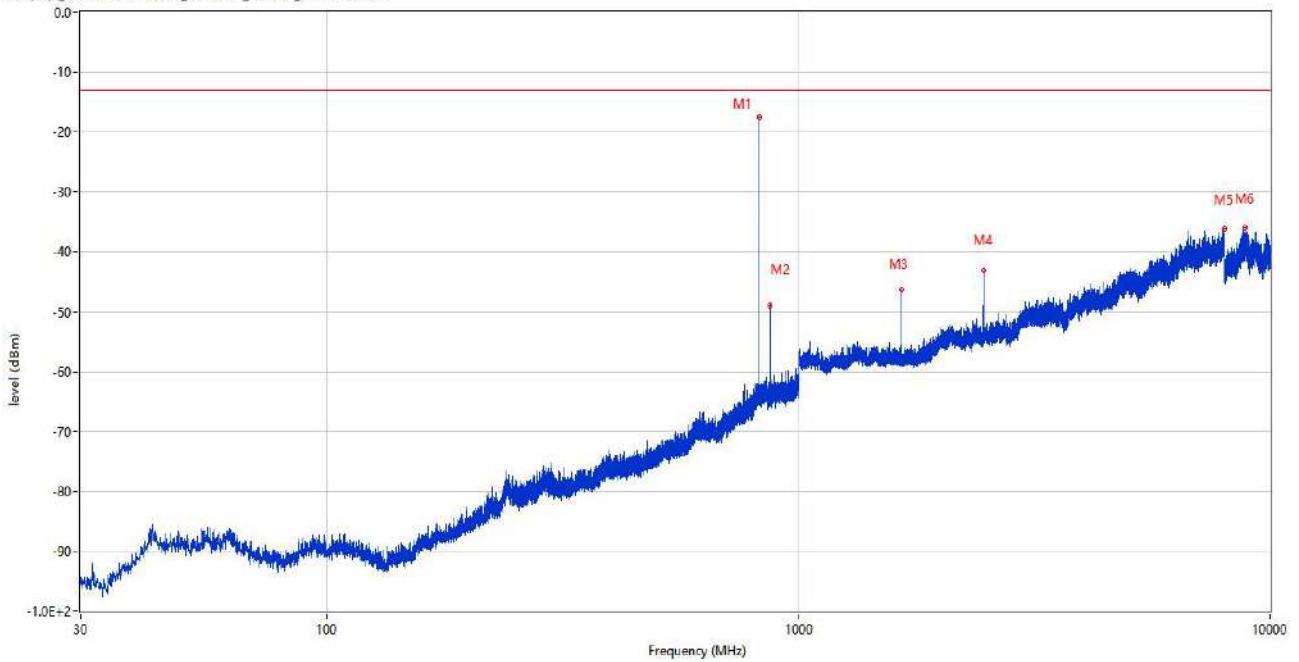
A.7 Field Strength of Spurious Radiation

RSE (RF) _FCC PART22&24&27_GSM 850_814-849_30MHz-10GHz



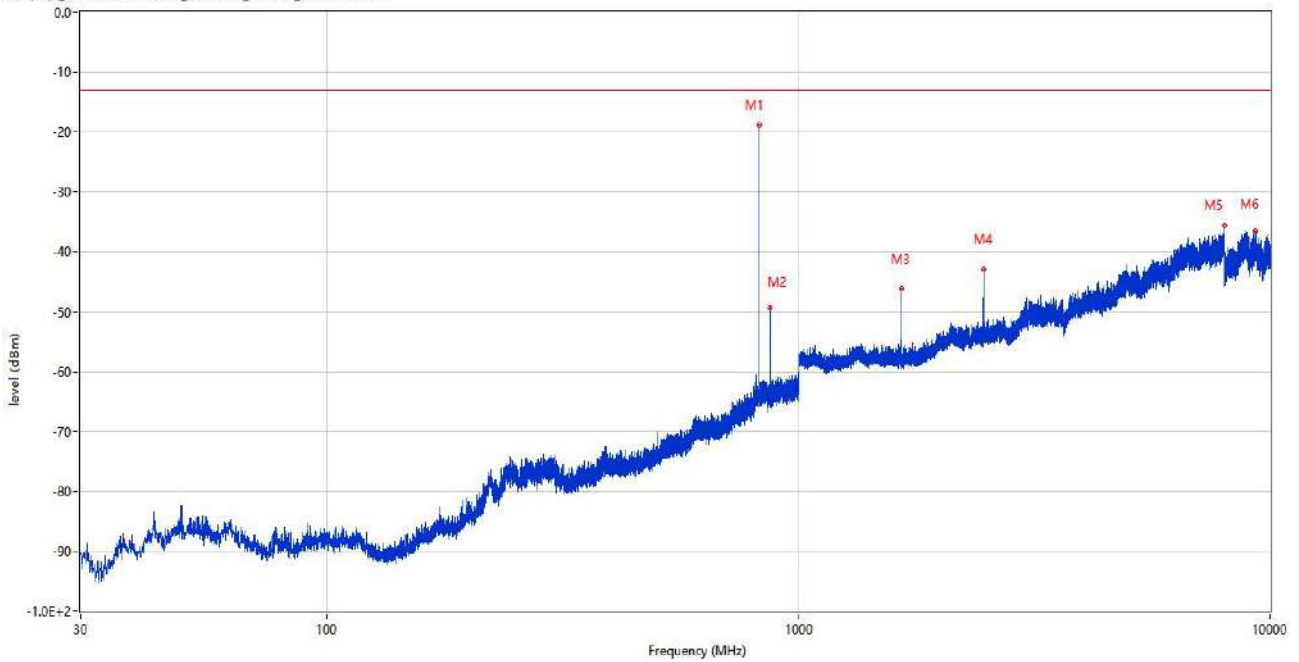
Frequency (MHz)	Result (dBm)	Factor (dB)	Limit (dBm)	Margin (dB)	Table (o)	ANT	EUT	Verdict
824.236	-18.06	6.91	-13.0	5.06	95.00	Horizontal	Horizontal	N/A
869.196	-48.00	6.35	-13.0	35.00	264.00	Horizontal	Horizontal	N/A
1649.300	-45.57	-3.69	-13.0	32.57	74.00	Horizontal	Horizontal	Pass
2473.600	-45.33	0.97	-13.0	32.33	12.00	Horizontal	Horizontal	Pass
3457.500	-46.01	7.02	-13.0	33.01	189.00	Horizontal	Horizontal	Pass
7934.500	-34.46	18.85	-13.0	21.46	108.00	Horizontal	Horizontal	Pass

RSE (RF) _FCC PART22&24&27_GSM 850_814-849_30MHz-10GHz



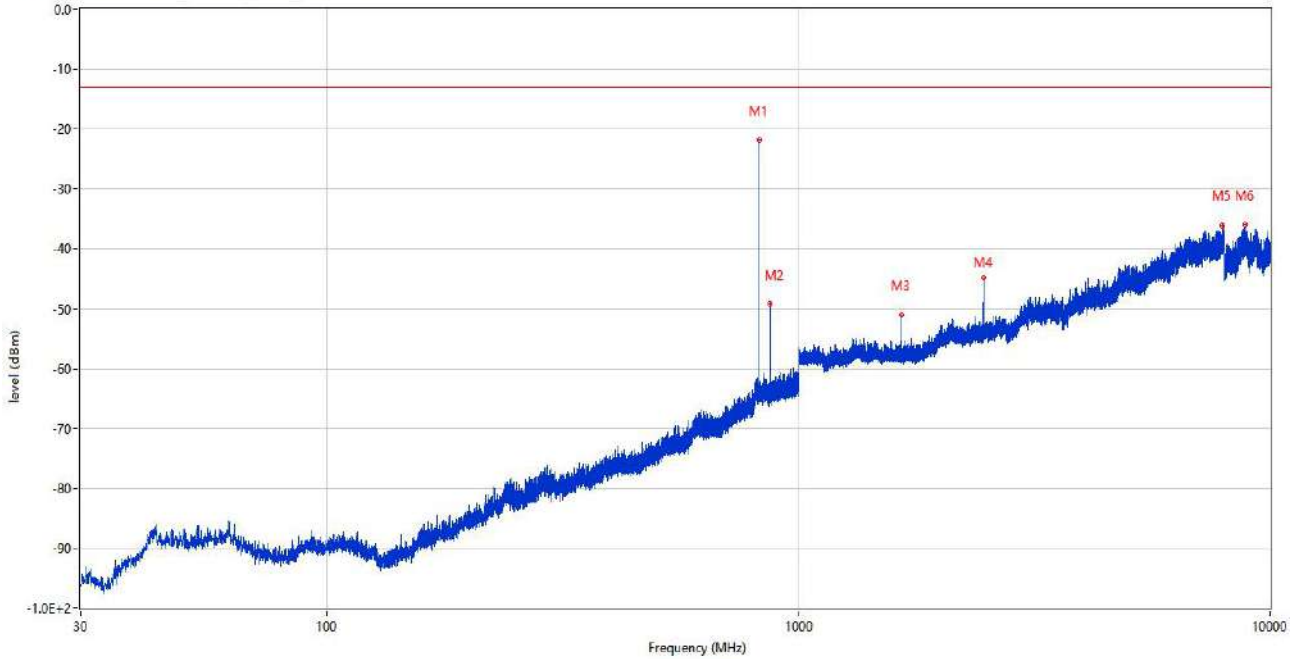
Frequency (MHz)	Result (dBm)	Factor (dB)	Limit (dBm)	Margin (dB)	Table (o)	ANT	EUT	Verdict
824.236	-17.58	6.91	-13.0	4.58	136.00	Horizontal	Vertical	N/A
869.196	-48.92	6.35	-13.0	35.92	1.00	Horizontal	Vertical	N/A
1649.300	-46.27	-3.69	-13.0	33.27	44.00	Horizontal	Vertical	Pass
2473.800	-43.10	0.98	-13.0	30.10	278.00	Horizontal	Vertical	Pass
7989.250	-36.19	18.40	-13.0	23.19	285.00	Horizontal	Vertical	Pass
8843.201	-36.05	20.25	-13.0	23.05	127.00	Horizontal	Vertical	Pass

RSE (RF) _FCC PART22&24&27_GSM 850_814-849_30MHz-10GHz



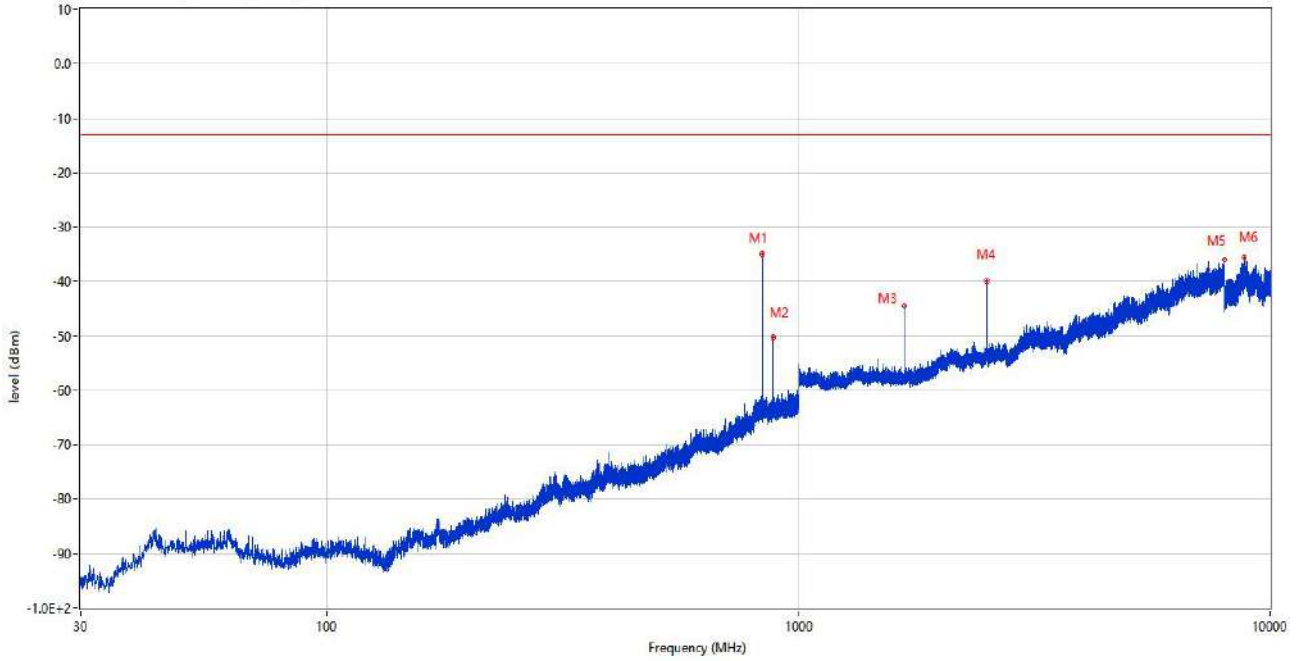
Frequency (MHz)	Result (dBm)	Factor (dB)	Limit (dBm)	Margin (dB)	Table (o)	ANT	EUT	Verdict
824.139	-18.83	6.90	-13.0	5.83	360.00	Vertical	Vertical	N/A
869.244	-49.34	6.36	-13.0	36.34	18.00	Vertical	Vertical	N/A
1649.300	-46.17	-3.69	-13.0	33.17	87.00	Vertical	Vertical	Pass
2473.600	-42.90	0.97	-13.0	29.90	346.00	Vertical	Vertical	Pass
7997.000	-35.55	18.84	-13.0	22.55	93.00	Vertical	Vertical	Pass
9290.599	-36.48	19.55	-13.0	23.48	194.00	Vertical	Vertical	Pass

RSE (RF) _FCC PART22&24&27_GSM 850_814-849_30MHz-10GHz



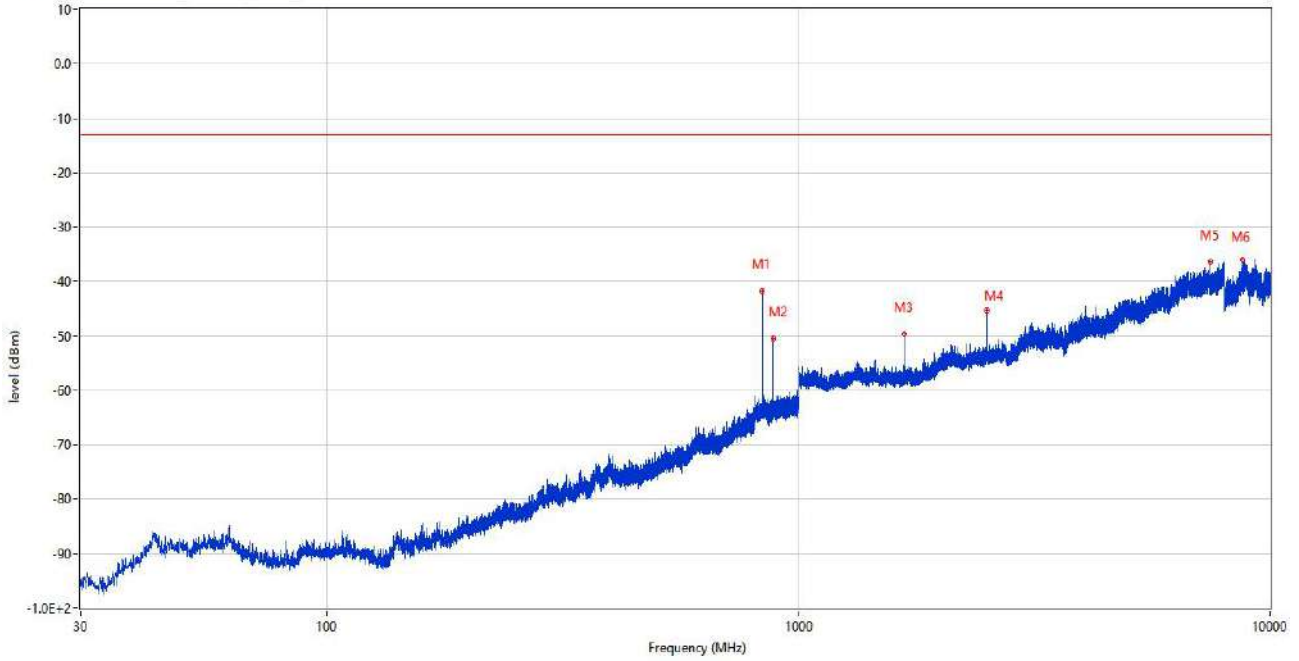
Frequency (MHz)	Result (dBm)	Factor (dB)	Limit (dBm)	Margin (dB)	Table (o)	ANT	EUT	Verdict
824.139	-21.91	6.90	-13.0	8.91	34.00	Vertical	Horizontal	N/A
869.196	-49.24	6.35	-13.0	36.24	1.00	Vertical	Horizontal	N/A
1648.800	-51.11	-3.69	-13.0	38.11	55.00	Vertical	Horizontal	Pass
2473.700	-44.85	0.97	-13.0	31.85	160.00	Vertical	Horizontal	Pass
7926.750	-36.09	18.45	-13.0	23.09	45.00	Vertical	Horizontal	Pass
8846.099	-36.05	20.30	-13.0	23.05	17.00	Vertical	Horizontal	Pass

RSE (RF) _FCC PART22&24&27_GSM 850_814-849_30MHz-10GHz



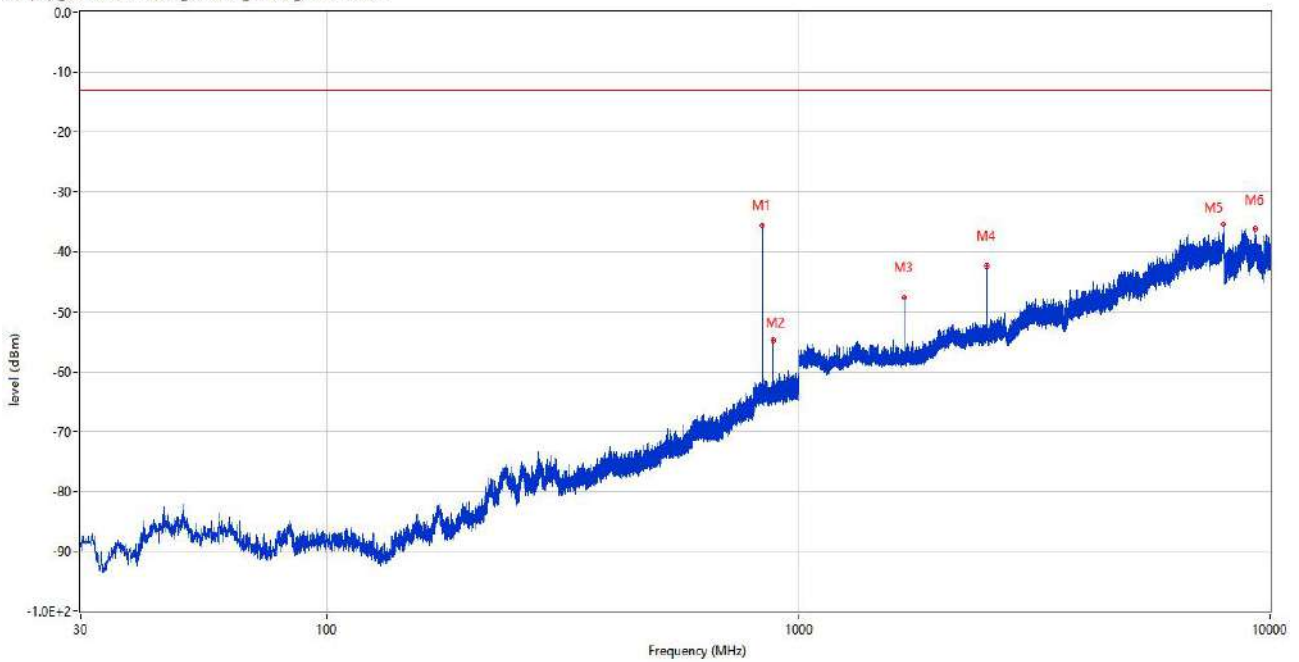
Frequency (MHz)	Result (dBm)	Factor (dB)	Limit (dBm)	Margin (dB)	Table (o)	ANT	EUT	Verdict
836.652	-34.89	7.13	-13.0	21.89	97.00	Horizontal	Horizontal	N/A
881.612	-50.20	6.75	-13.0	37.20	279.00	Horizontal	Horizontal	N/A
1674.000	-44.40	-3.60	-13.0	31.40	78.00	Horizontal	Horizontal	Pass
2510.600	-39.95	1.48	-13.0	26.95	348.00	Horizontal	Horizontal	Pass
7993.750	-36.08	18.63	-13.0	23.08	360.00	Horizontal	Horizontal	Pass
8832.000	-35.58	20.06	-13.0	22.58	360.00	Horizontal	Horizontal	Pass

RSE (RF) _FCC PART22&24&27_GSM 850_814-849_30MHz-10GHz



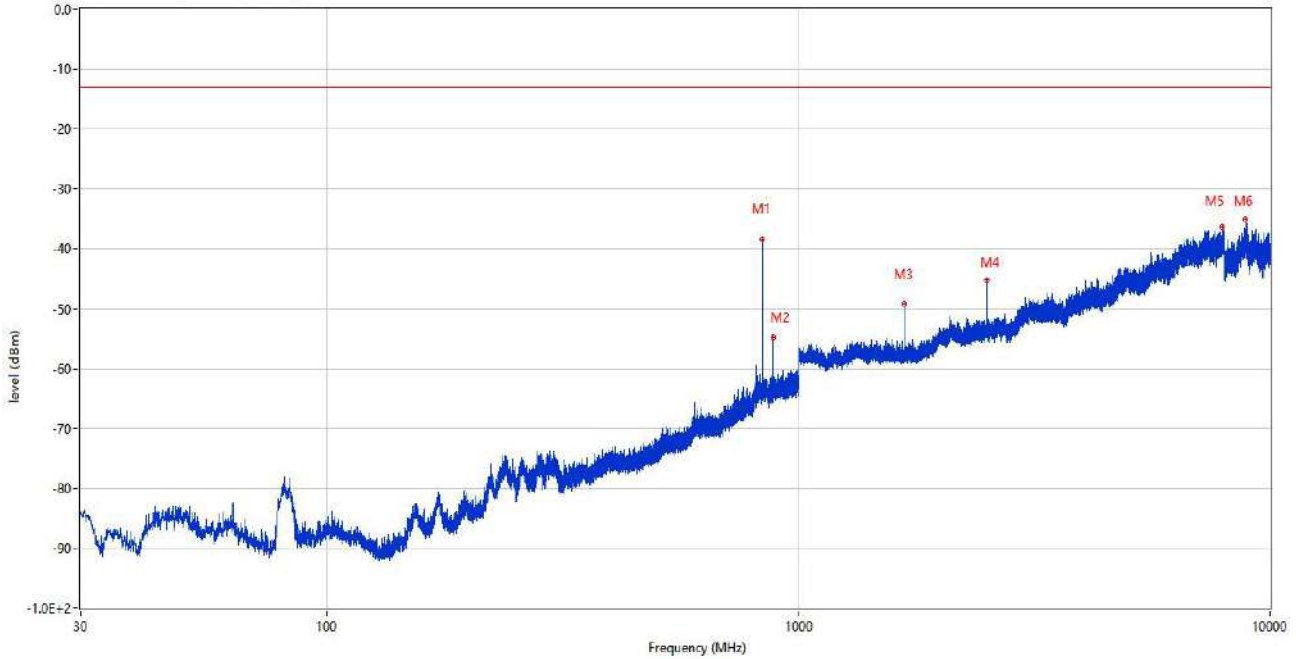
Frequency (MHz)	Result (dBm)	Factor (dB)	Limit (dBm)	Margin (dB)	Table (o)	ANT	EUT	Verdict
836.604	-41.86	7.13	-13.0	28.86	171.00	Horizontal	Vertical	N/A
881.612	-50.59	6.75	-13.0	37.59	272.00	Horizontal	Vertical	N/A
1674.200	-49.68	-3.61	-13.0	36.68	209.00	Horizontal	Vertical	Pass
2511.000	-45.21	1.46	-13.0	32.21	141.00	Horizontal	Vertical	Pass
7481.250	-36.44	16.77	-13.0	23.44	318.00	Horizontal	Vertical	Pass
8727.000	-36.00	19.11	-13.0	23.00	302.00	Horizontal	Vertical	Pass

RSE (RF) _FCC PART22&24&27_GSM 850_814-849_30MHz-10GHz



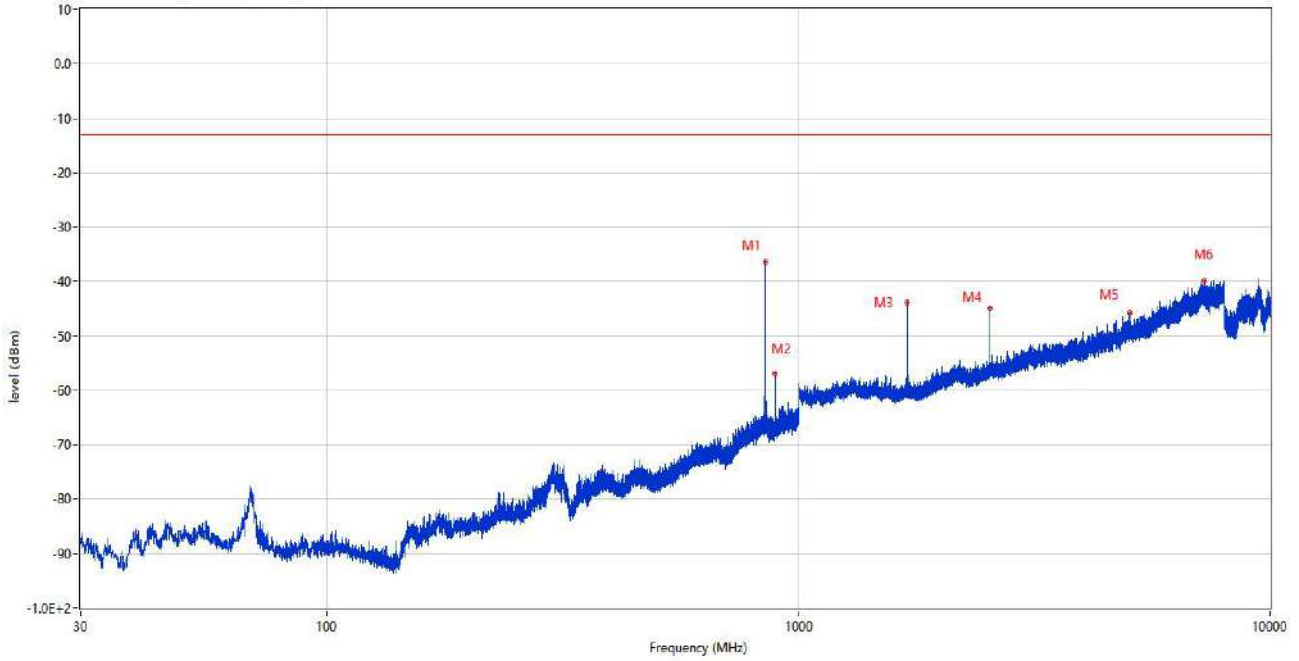
Frequency (MHz)	Result (dBm)	Factor (dB)	Limit (dBm)	Margin (dB)	Table (o)	ANT	EUT	Verdict
836.604	-35.53	7.13	-13.0	22.53	265.00	Vertical	Vertical	N/A
881.563	-54.77	6.75	-13.0	41.77	1.00	Vertical	Vertical	N/A
1673.900	-47.58	-3.60	-13.0	34.58	55.00	Vertical	Vertical	Pass
2510.700	-42.30	1.48	-13.0	29.30	360.00	Vertical	Vertical	Pass
7949.500	-35.47	18.65	-13.0	22.47	350.00	Vertical	Vertical	Pass
9303.400	-36.11	19.75	-13.0	23.11	193.00	Vertical	Vertical	Pass

RSE (RF) _FCC PART22&24&27_GSM 850_814-849_30MHz-10GHz



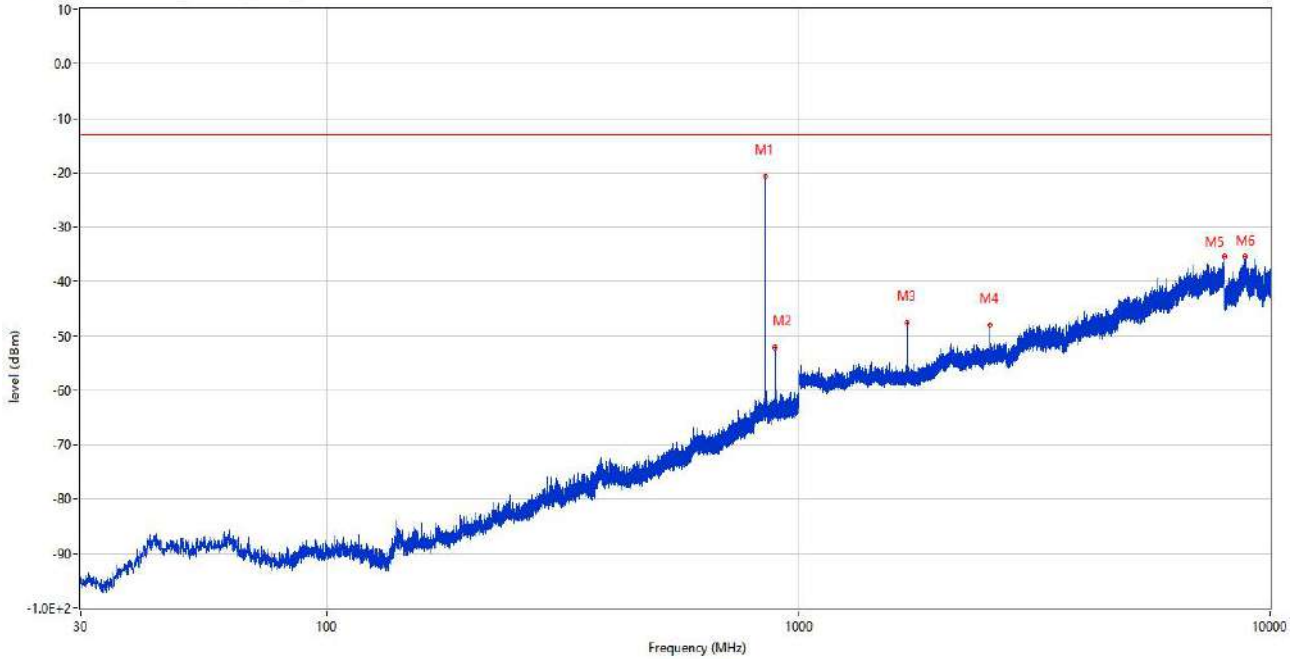
Frequency (MHz)	Result (dBm)	Factor (dB)	Limit (dBm)	Margin (dB)	Table (o)	ANT	EUT	Verdict
836.604	-38.38	7.13	-13.0	25.38	148.00	Vertical	Horizontal	N/A
881.563	-54.74	6.75	-13.0	41.74	267.00	Vertical	Horizontal	N/A
1674.200	-49.22	-3.61	-13.0	36.22	117.00	Vertical	Horizontal	Pass
2510.600	-45.21	1.48	-13.0	32.21	37.00	Vertical	Horizontal	Pass
7931.250	-36.41	18.76	-13.0	23.41	29.00	Vertical	Horizontal	Pass
8863.400	-35.06	20.20	-13.0	22.06	0.00	Vertical	Horizontal	Pass

RSE (RF) _FCC PART22&24&27_GSM 850_814-849_30MHz-10GHz



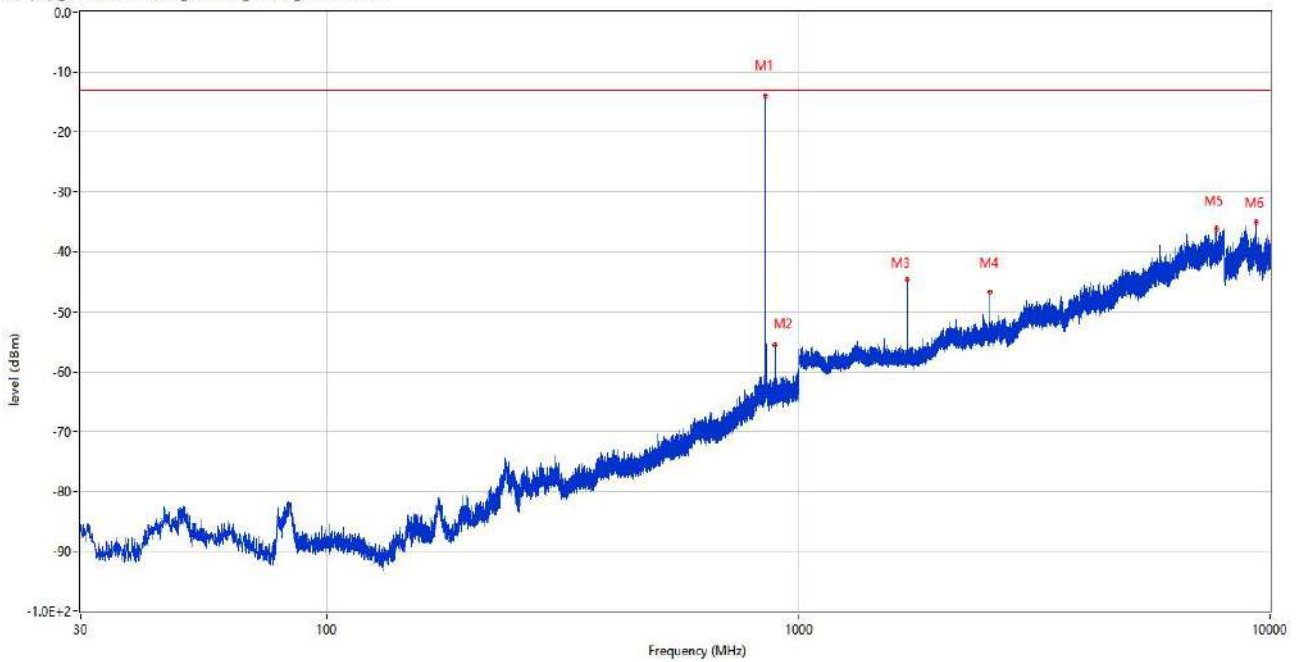
Frequency (MHz)	Result (dBm)	Factor (dB)	Limit (dBm)	Margin (dB)	Table (o)	ANT	EUT	Verdict
848.874	-36.49	4.49	-13.0	23.49	223.00	Horizontal	Horizontal	N/A
893.882	-57.00	3.92	-13.0	44.00	356.00	Horizontal	Horizontal	N/A
1698.200	-43.82	-4.87	-13.0	30.82	293.00	Horizontal	Horizontal	Pass
2547.100	-44.96	-0.49	-13.0	31.96	25.00	Horizontal	Horizontal	Pass
5053.000	-45.74	9.33	-13.0	32.74	8.00	Horizontal	Horizontal	Pass
7244.750	-40.02	15.02	-13.0	27.02	0.00	Horizontal	Horizontal	Pass

RSE (RF) _FCC PART22&24&27_GSM 850_814-849_30MHz-10GHz



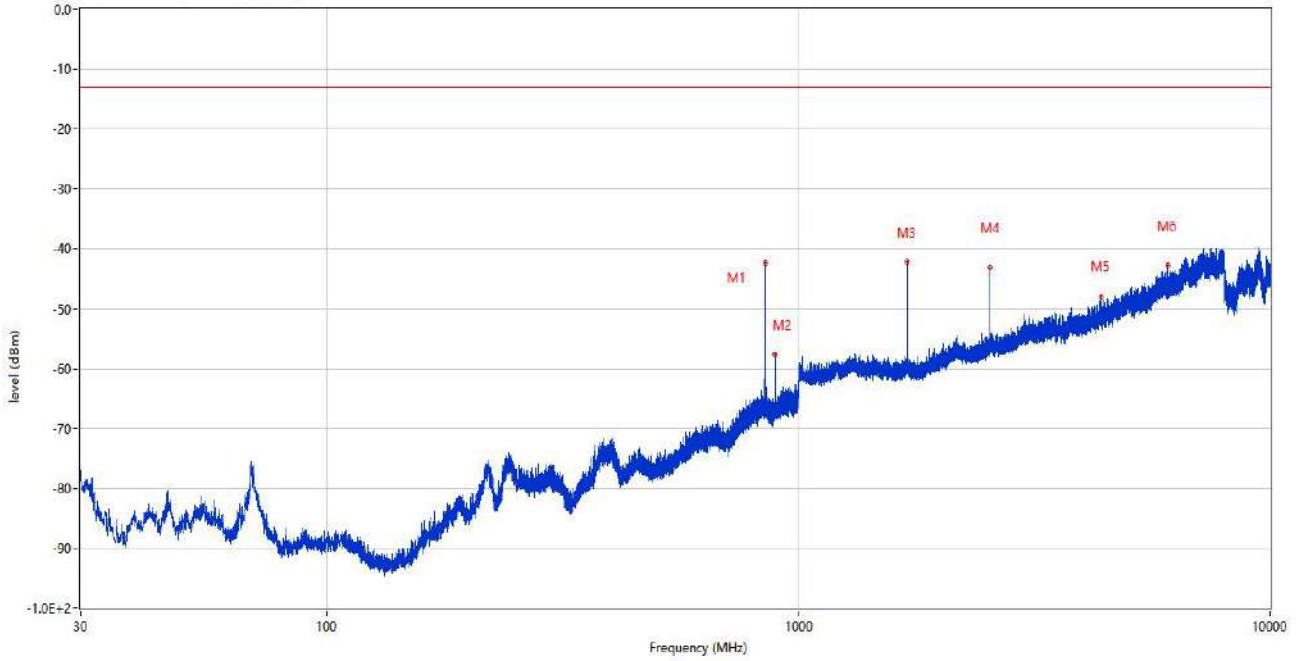
Frequency (MHz)	Result (dBm)	Factor (dB)	Limit (dBm)	Margin (dB)	Table (o)	ANT	EUT	Verdict
848.825	-20.72	7.31	-13.0	7.72	157.00	Horizontal	Vertical	N/A
893.785	-52.09	6.89	-13.0	39.09	288.00	Horizontal	Vertical	N/A
1698.300	-47.52	-3.59	-13.0	34.52	209.00	Horizontal	Vertical	Pass
2547.400	-47.96	1.52	-13.0	34.96	258.00	Horizontal	Vertical	Pass
7989.250	-35.30	18.40	-13.0	22.30	303.00	Horizontal	Vertical	Pass
8843.500	-35.32	20.25	-13.0	22.32	360.00	Horizontal	Vertical	Pass

RSE (RF) _FCC PART22&24&27_GSM 850_814-849_30MHz-10GHz



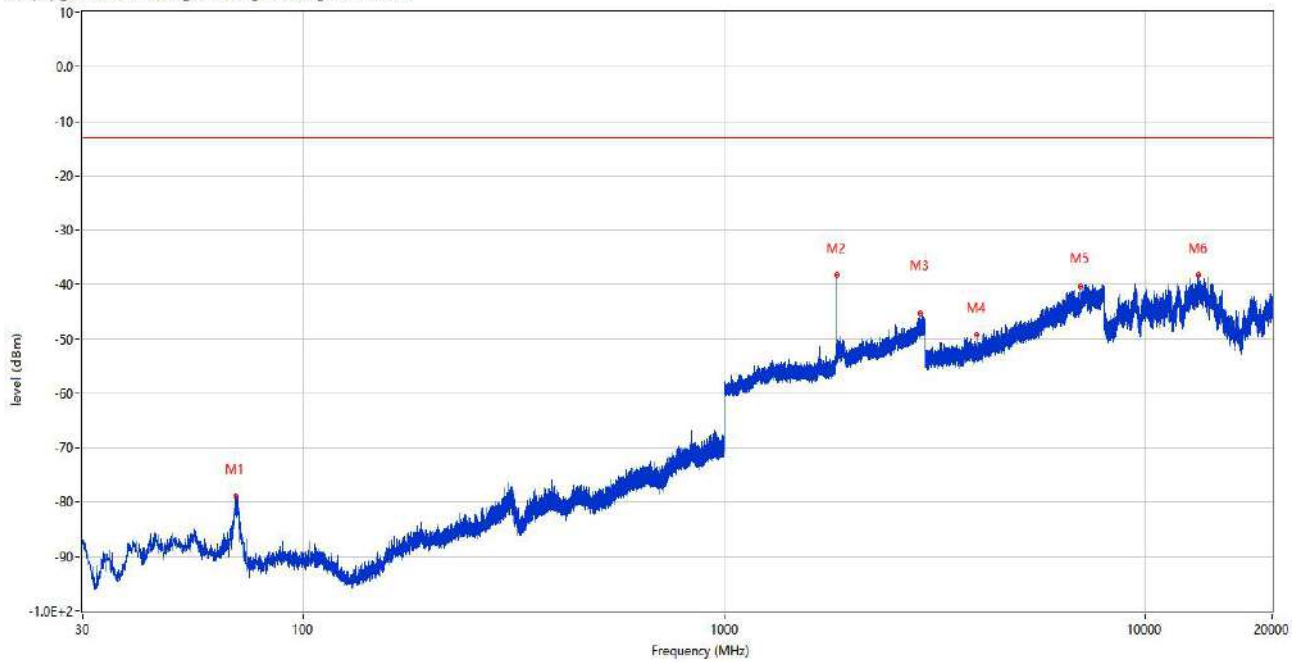
Frequency (MHz)	Result (dBm)	Factor (dB)	Limit (dBm)	Margin (dB)	Table (o)	ANT	EUT	Verdict
848.874	-13.92	7.31	-13.0	0.92	24.00	Vertical	Vertical	N/A
893.882	-55.60	6.88	-13.0	42.60	163.00	Vertical	Vertical	N/A
1698.600	-44.54	-3.61	-13.0	31.54	49.00	Vertical	Vertical	Pass
2547.300	-46.75	1.52	-13.0	33.75	360.00	Vertical	Vertical	Pass
7713.000	-36.16	17.04	-13.0	23.16	0.00	Vertical	Vertical	Pass
9349.300	-35.12	19.13	-13.0	22.12	348.00	Vertical	Vertical	Pass

RSE (RF) _FCC PART22&24&27_GSM 850_814-849_30MHz-10GHz



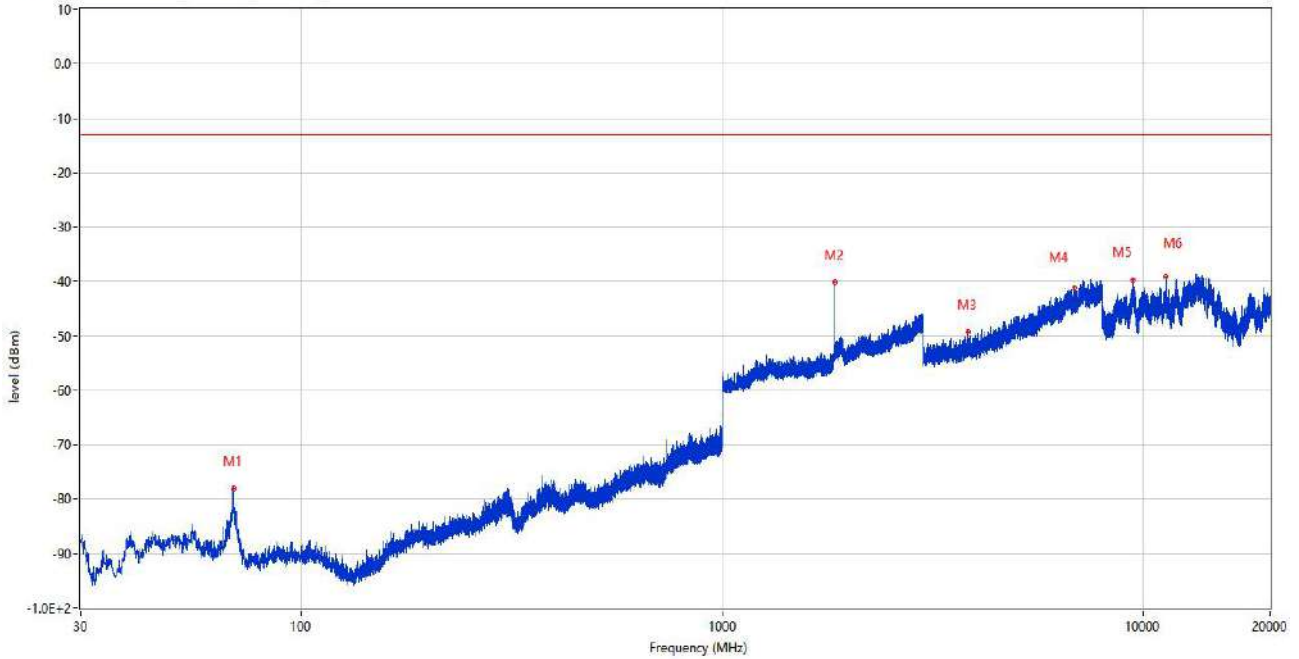
Frequency (MHz)	Result (dBm)	Factor (dB)	Limit (dBm)	Margin (dB)	Table (o)	ANT	EUT	Verdict
848.874	-42.28	4.49	-13.0	29.28	183.00	Vertical	Horizontal	N/A
893.833	-57.54	3.93	-13.0	44.54	240.00	Vertical	Horizontal	N/A
1698.300	-42.22	-4.87	-13.0	29.22	13.00	Vertical	Horizontal	Pass
2546.800	-43.18	-0.46	-13.0	30.18	72.00	Vertical	Horizontal	Pass
4378.250	-48.05	6.74	-13.0	35.05	321.00	Vertical	Horizontal	Pass
6080.000	-42.67	10.35	-13.0	29.67	272.00	Vertical	Horizontal	Pass

RSE (RF) _FCC PART22&24&27_GSM 1900 _1830-1920_30MHz-20GHz



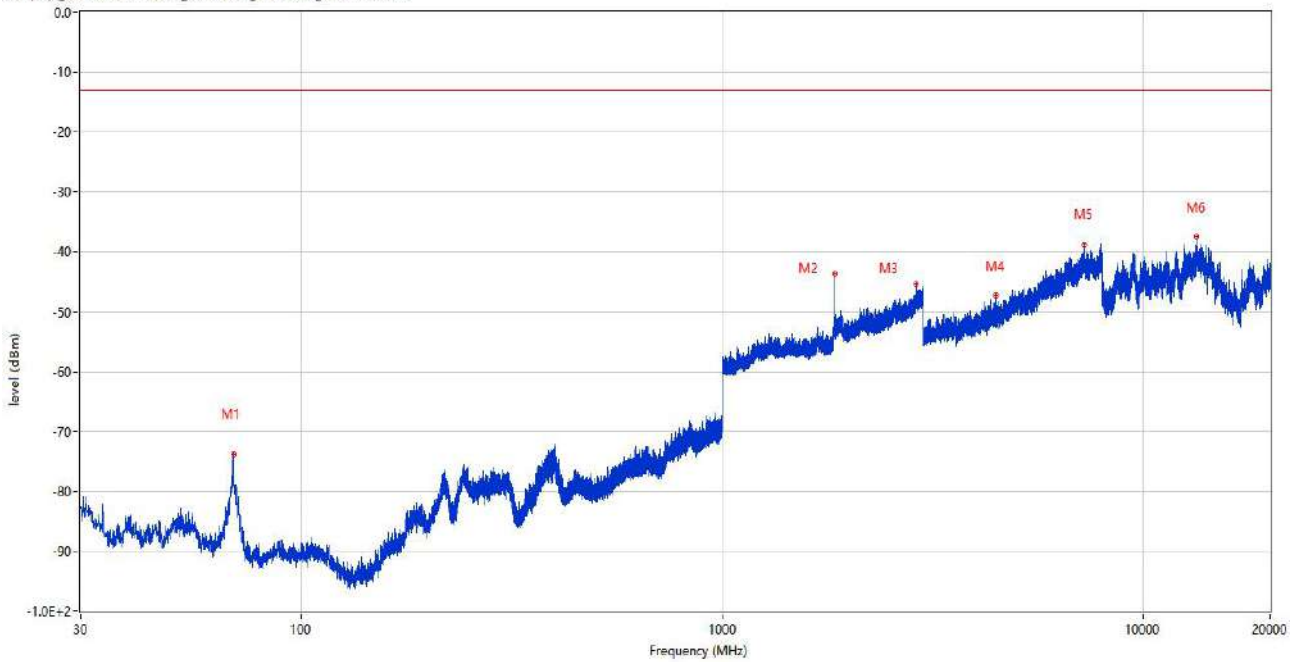
Frequency (MHz)	Result (dBm)	Factor (dB)	Limit (dBm)	Margin (dB)	Table (o)	ANT	EUT	Verdict
69.188	-78.82	-19.35	-13.0	65.82	40.00	Horizontal	Horizontal	Pass
1851.000	-38.28	1.92	-13.0	25.28	106.00	Horizontal	Horizontal	N/A
2924.200	-45.33	7.97	-13.0	32.33	334.00	Horizontal	Horizontal	Pass
3978.750	-49.14	6.22	-13.0	36.14	157.00	Horizontal	Horizontal	Pass
7020.500	-40.24	13.20	-13.0	27.24	110.00	Horizontal	Horizontal	Pass
13357.550	-38.27	16.76	-13.0	25.27	360.00	Horizontal	Horizontal	Pass

RSE (RF) _FCC PART22&24&27_GSM 1900 _1830-1920_30MHz-20GHz



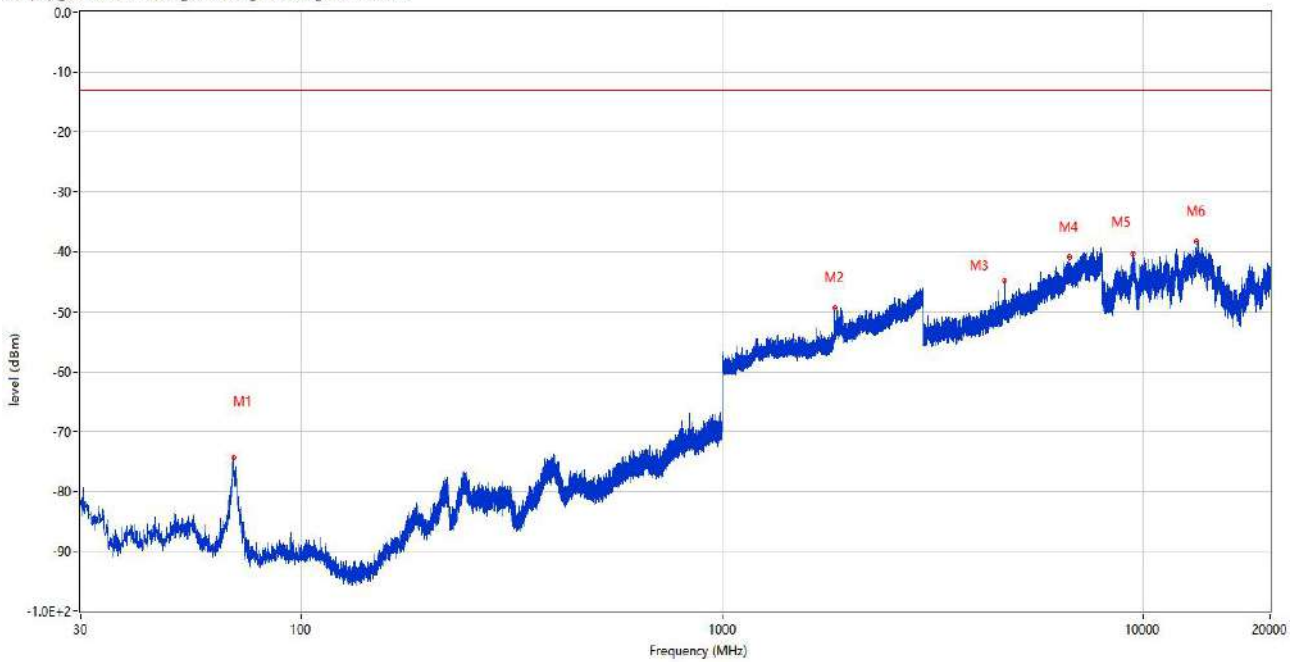
Frequency (MHz)	Result (dBm)	Factor (dB)	Limit (dBm)	Margin (dB)	Table (o)	ANT	EUT	Verdict
69.091	-78.05	-19.31	-13.0	65.05	25.00	Horizontal	Vertical	Pass
1850.900	-40.12	1.91	-13.0	27.12	311.00	Horizontal	Vertical	N/A
3832.750	-49.28	5.46	-13.0	36.28	332.00	Horizontal	Vertical	Pass
6859.000	-41.08	12.72	-13.0	28.08	23.00	Horizontal	Vertical	Pass
9452.787	-39.75	13.72	-13.0	26.75	3.00	Horizontal	Vertical	Pass
11305.287	-39.04	14.07	-13.0	26.04	230.00	Horizontal	Vertical	Pass

RSE (RF) _FCC PART22&24&27_GSM 1900 _1830-1920_30MHz-20GHz



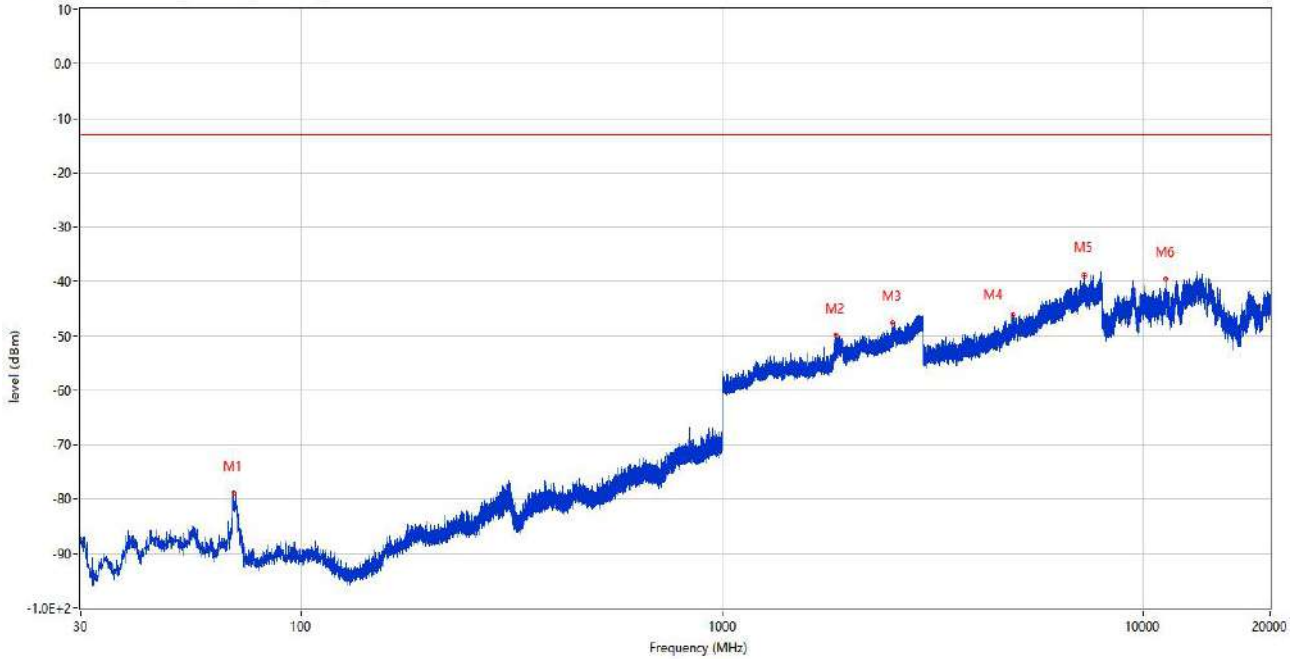
Frequency (MHz)	Result (dBm)	Factor (dB)	Limit (dBm)	Margin (dB)	Table (o)	ANT	EUT	Verdict
69.091	-73.88	-19.31	-13.0	60.88	58.00	Vertical	Vertical	Pass
1851.000	-43.67	1.92	-13.0	30.67	39.00	Vertical	Vertical	N/A
2892.100	-45.41	9.65	-13.0	32.41	0.00	Vertical	Vertical	Pass
4456.750	-47.35	7.51	-13.0	34.35	141.00	Vertical	Vertical	Pass
7241.500	-38.79	15.00	-13.0	25.79	205.00	Vertical	Vertical	Pass
13359.000	-37.52	16.75	-13.0	24.52	360.00	Vertical	Vertical	Pass

RSE (RF) _FCC PART22&24&27_GSM 1900 _1830-1920_30MHz-20GHz



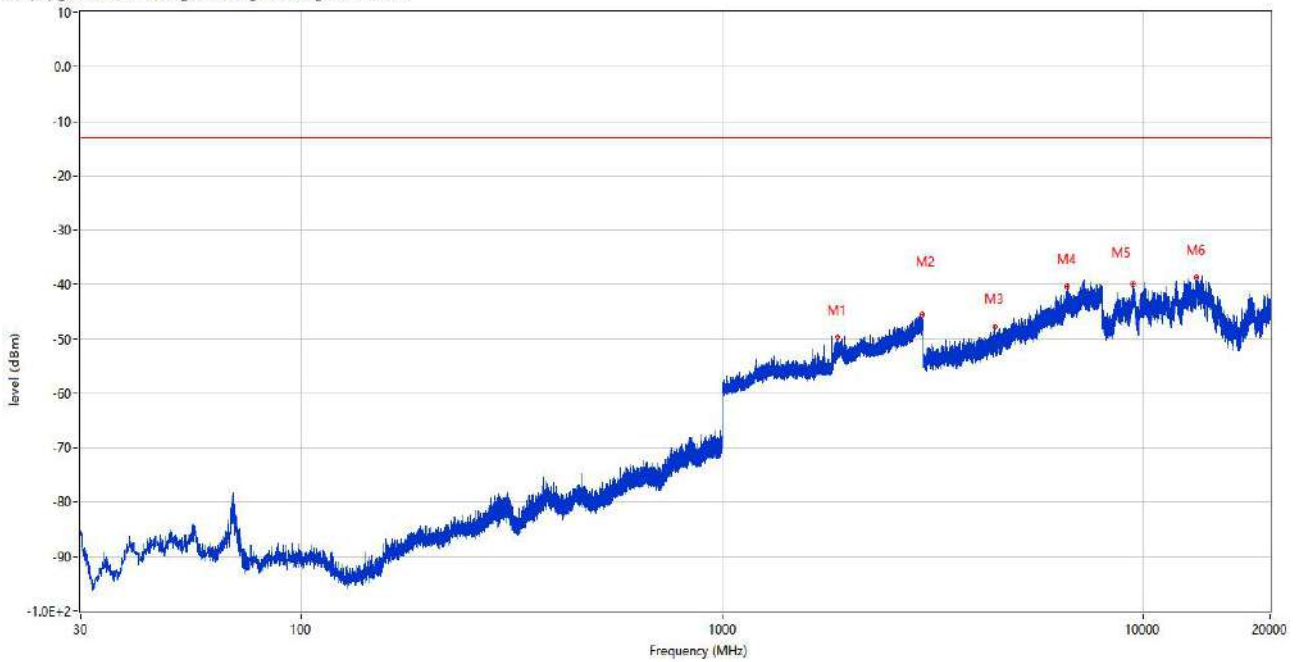
Frequency (MHz)	Result (dBm)	Factor (dB)	Limit (dBm)	Margin (dB)	Table (o)	ANT	EUT	Verdict
69.334	-74.43	-19.40	-13.0	61.43	88.00	Vertical	Horizontal	Pass
1850.700	-49.31	1.91	-13.0	36.31	28.00	Vertical	Horizontal	N/A
4677.500	-44.78	7.83	-13.0	31.78	0.00	Vertical	Horizontal	Pass
6693.000	-40.88	12.95	-13.0	27.88	110.00	Vertical	Horizontal	Pass
9449.938	-40.29	13.78	-13.0	27.29	139.00	Vertical	Horizontal	Pass
13409.750	-38.22	16.61	-13.0	25.22	0.00	Vertical	Horizontal	Pass

RSE (RF) _FCC PART22&24&27_GSM 1900 _1830-1920_30MHz-20GHz



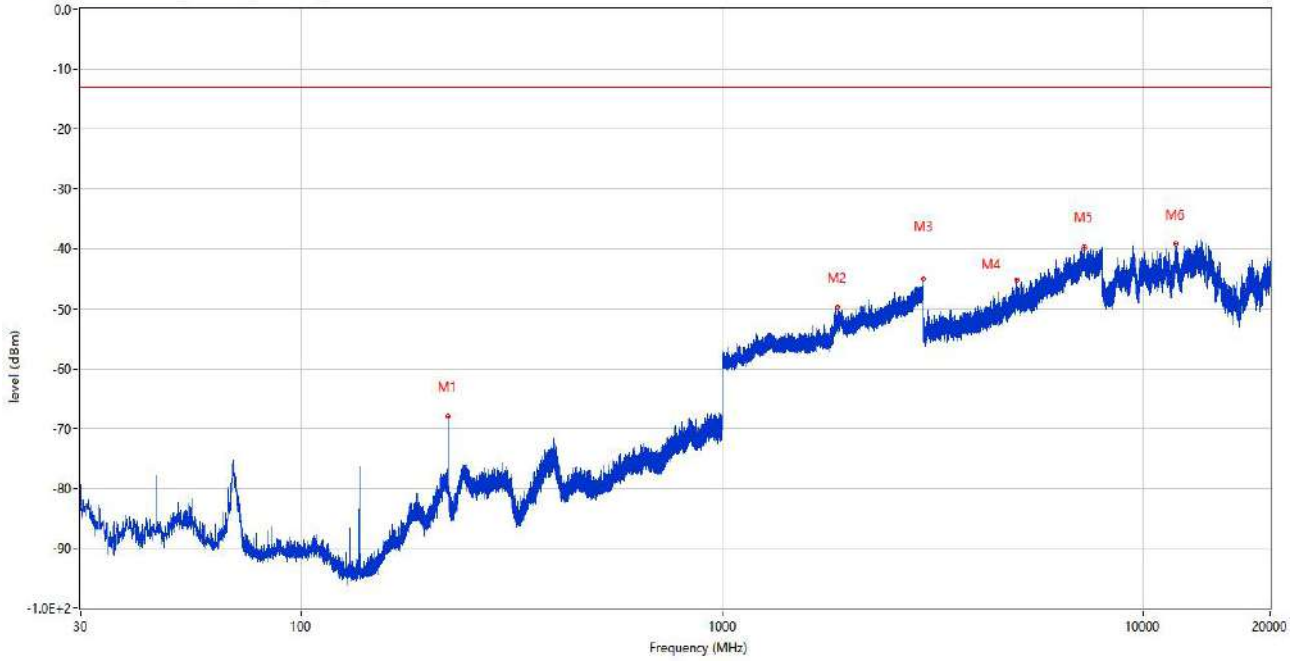
Frequency (MHz)	Result (dBm)	Factor (dB)	Limit (dBm)	Margin (dB)	Table (o)	ANT	EUT	Verdict
69.091	-78.96	-19.31	-13.0	65.96	28.00	Horizontal	Horizontal	Pass
1866.200	-49.95	2.18	-13.0	36.95	328.00	Horizontal	Horizontal	Pass
2543.600	-47.63	5.21	-13.0	34.63	59.00	Horizontal	Horizontal	Pass
4910.250	-46.24	8.37	-13.0	33.24	360.00	Horizontal	Horizontal	Pass
7228.750	-38.81	14.50	-13.0	25.81	0.00	Horizontal	Horizontal	Pass
11304.337	-39.56	14.10	-13.0	26.56	241.00	Horizontal	Horizontal	Pass

RSE (RF) _FCC PART22&24&27_GSM 1900 _1830-1920_30MHz-20GHz



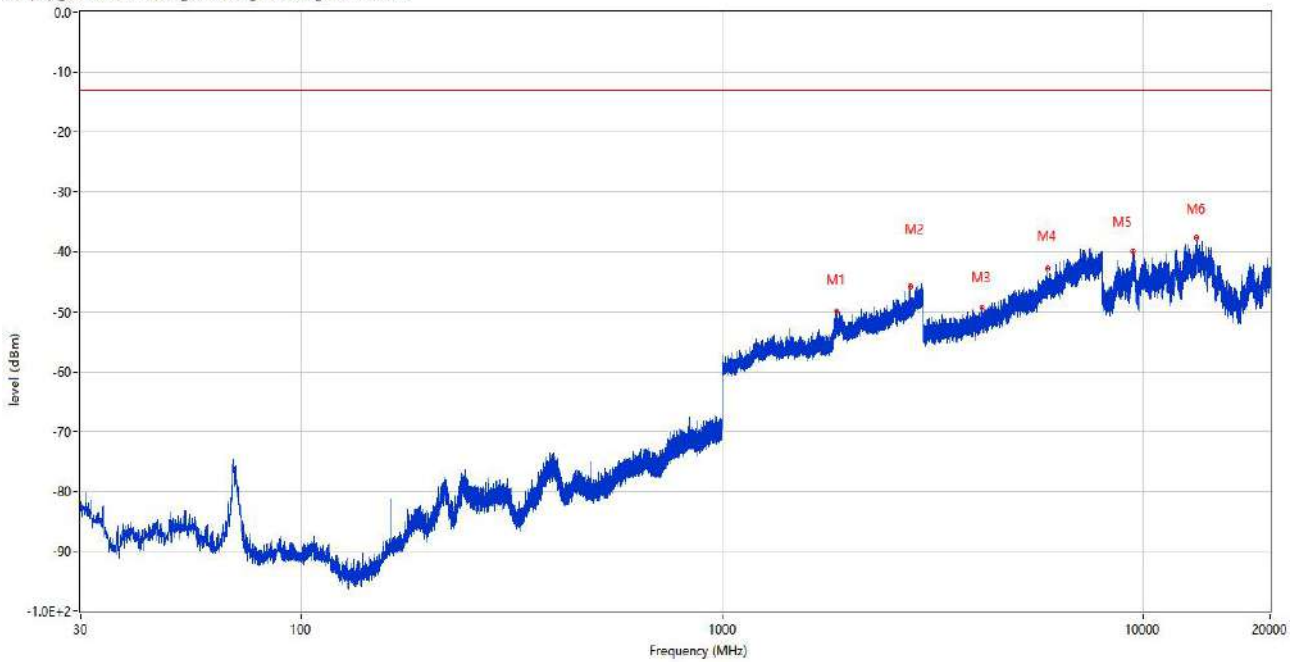
Frequency (MHz)	Result (dBm)	Factor (dB)	Limit (dBm)	Margin (dB)	Table (o)	ANT	EUT	Verdict
1880.700	-49.68	2.44	-13.0	36.68	359.00	Horizontal	Vertical	N/A
2989.000	-45.60	9.24	-13.0	32.60	61.00	Horizontal	Vertical	Pass
4437.750	-47.70	7.07	-13.0	34.70	217.00	Horizontal	Vertical	Pass
6618.750	-40.33	12.85	-13.0	27.33	13.00	Horizontal	Vertical	Pass
9447.326	-39.87	13.76	-13.0	26.87	187.00	Horizontal	Vertical	Pass
13345.950	-38.72	16.63	-13.0	25.72	90.00	Horizontal	Vertical	Pass

RSE (RF) _FCC PART22&24&27_GSM 1900 _1830-1920_30MHz-20GHz



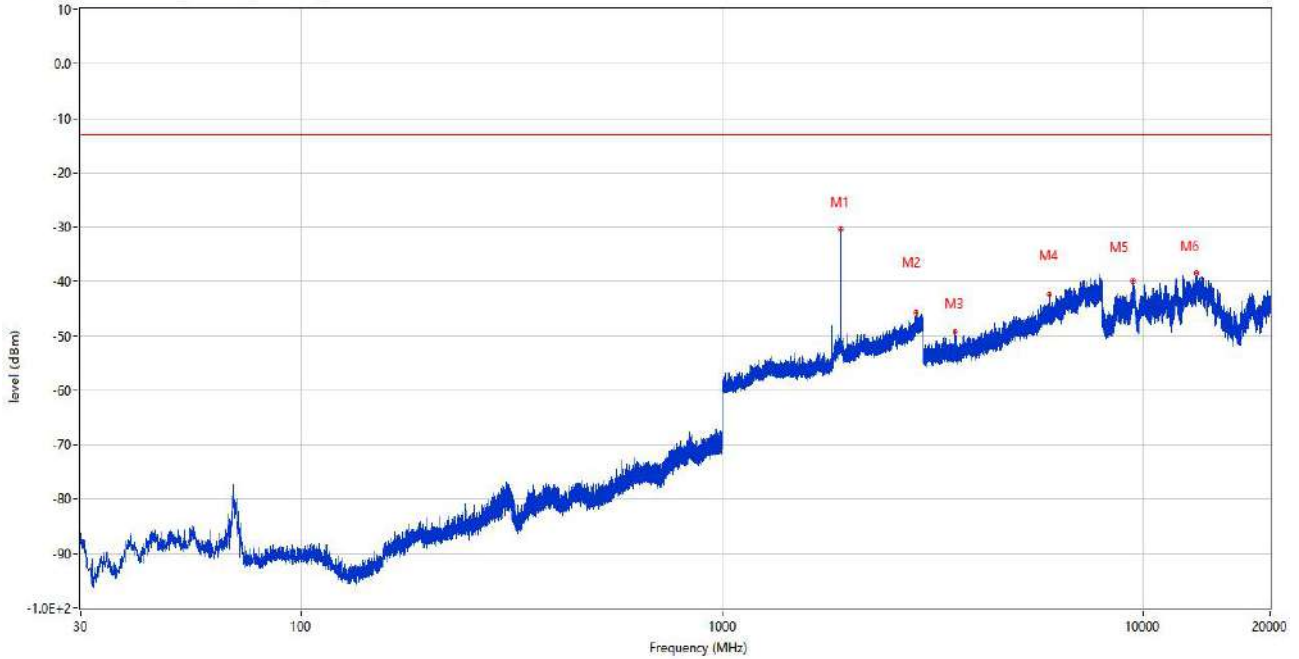
Frequency (MHz)	Result (dBm)	Factor (dB)	Limit (dBm)	Margin (dB)	Table (o)	ANT	EUT	Verdict
223.952	-68.04	-15.18	-13.0	55.04	30.00	Vertical	Vertical	Pass
1882.900	-49.73	2.48	-13.0	36.73	350.00	Vertical	Vertical	Pass
2997.500	-44.96	9.05	-13.0	31.96	146.00	Vertical	Vertical	Pass
5015.000	-45.15	8.69	-13.0	32.15	214.00	Vertical	Vertical	Pass
7242.000	-39.73	14.99	-13.0	26.73	358.00	Vertical	Vertical	Pass
11962.450	-39.24	14.03	-13.0	26.24	341.00	Vertical	Vertical	Pass

RSE (RF) _FCC PART22&24&27_GSM 1900 _1830-1920_30MHz-20GHz



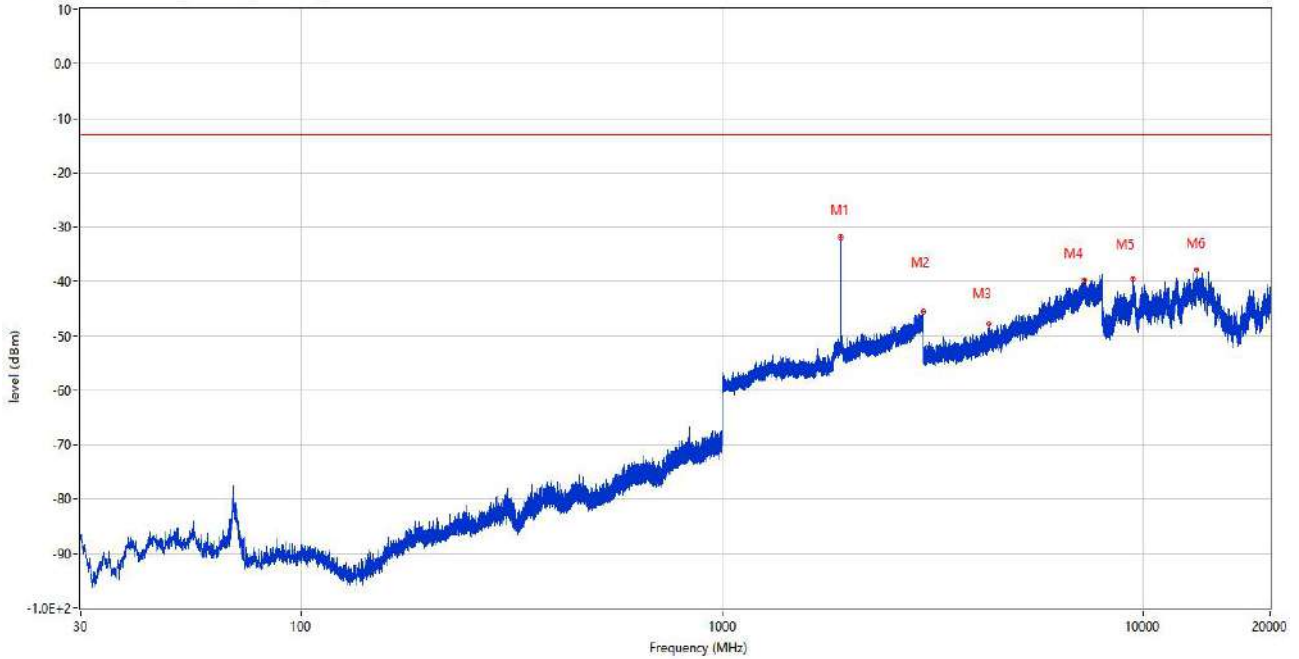
Frequency (MHz)	Result (dBm)	Factor (dB)	Limit (dBm)	Margin (dB)	Table (o)	ANT	EUT	Verdict
1877.500	-49.95	2.39	-13.0	36.95	119.00	Vertical	Horizontal	Pass
2803.700	-45.77	6.85	-13.0	32.77	360.00	Vertical	Horizontal	Pass
4133.250	-49.36	6.47	-13.0	36.36	262.00	Vertical	Horizontal	Pass
5936.500	-42.83	10.96	-13.0	29.83	94.00	Vertical	Horizontal	Pass
9468.225	-39.99	13.39	-13.0	26.99	134.00	Vertical	Horizontal	Pass
13363.350	-37.68	16.75	-13.0	24.68	0.00	Vertical	Horizontal	Pass

RSE (RF) _FCC PART22&24&27_GSM 1900 _1830-1920_30MHz-20GHz



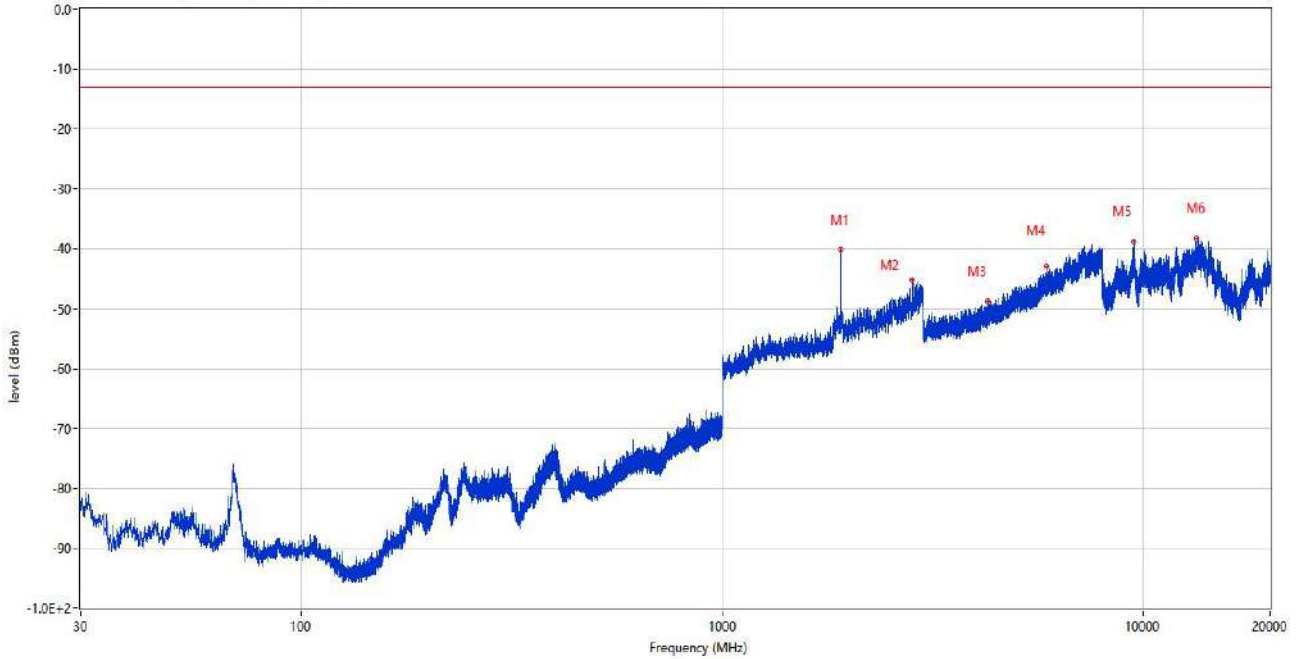
Frequency (MHz)	Result (dBm)	Factor (dB)	Limit (dBm)	Margin (dB)	Table (o)	ANT	EUT	Verdict
1910.500	-30.45	2.84	-13.0	17.45	142.00	Horizontal	Horizontal	N/A
2898.200	-45.73	8.48	-13.0	32.73	263.00	Horizontal	Horizontal	Pass
3574.750	-49.16	5.56	-13.0	36.16	263.00	Horizontal	Horizontal	Pass
6001.750	-42.44	11.39	-13.0	29.44	0.00	Horizontal	Horizontal	Pass
9456.588	-39.96	13.64	-13.0	26.96	360.00	Horizontal	Horizontal	Pass
13359.000	-38.53	16.75	-13.0	25.53	0.00	Horizontal	Horizontal	Pass

RSE (RF) _FCC PART22&24&27_GSM 1900 _1830-1920_30MHz-20GHz



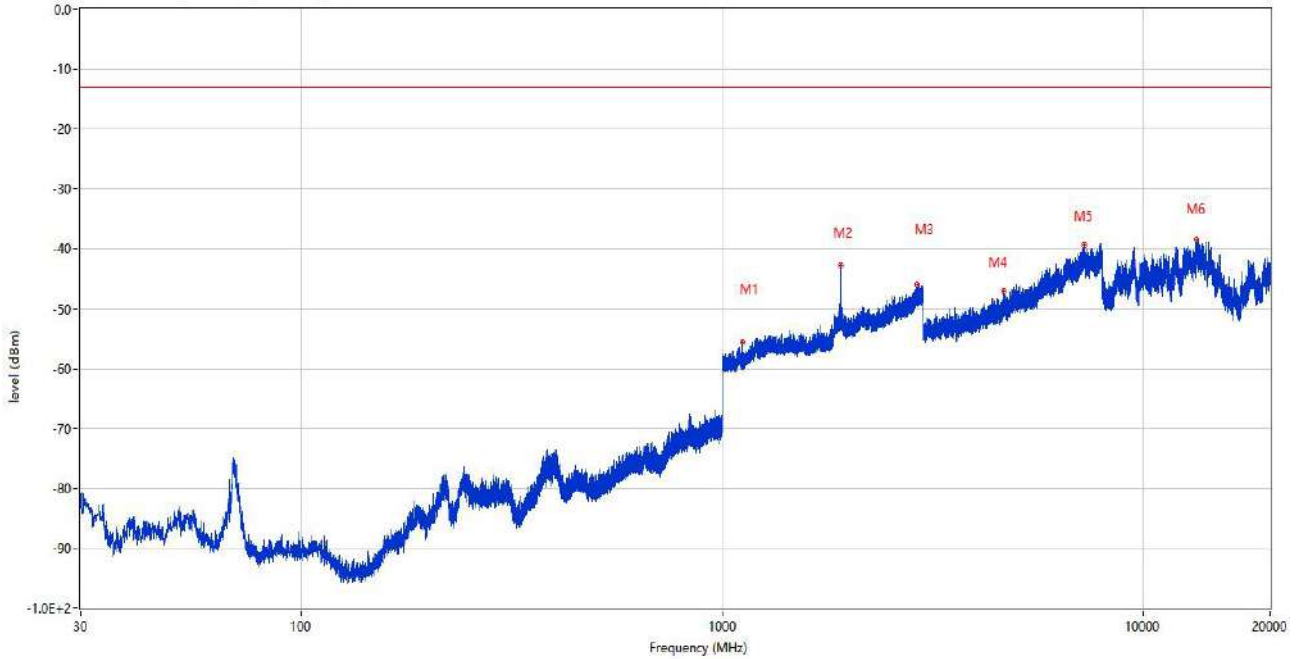
Frequency (MHz)	Result (dBm)	Factor (dB)	Limit (dBm)	Margin (dB)	Table (o)	ANT	EUT	Verdict
1910.600	-31.92	2.84	-13.0	18.92	324.00	Horizontal	Vertical	N/A
2999.100	-45.51	9.09	-13.0	32.51	0.00	Horizontal	Vertical	Pass
4310.750	-47.75	6.72	-13.0	34.75	360.00	Horizontal	Vertical	Pass
7230.250	-39.73	14.61	-13.0	26.73	330.00	Horizontal	Vertical	Pass
9455.162	-39.46	13.67	-13.0	26.46	0.00	Horizontal	Vertical	Pass
13361.537	-37.83	16.75	-13.0	24.83	360.00	Horizontal	Vertical	Pass

RSE (RF) _FCC PART22&24&27_GSM 1900 _1830-1920_30MHz-20GHz



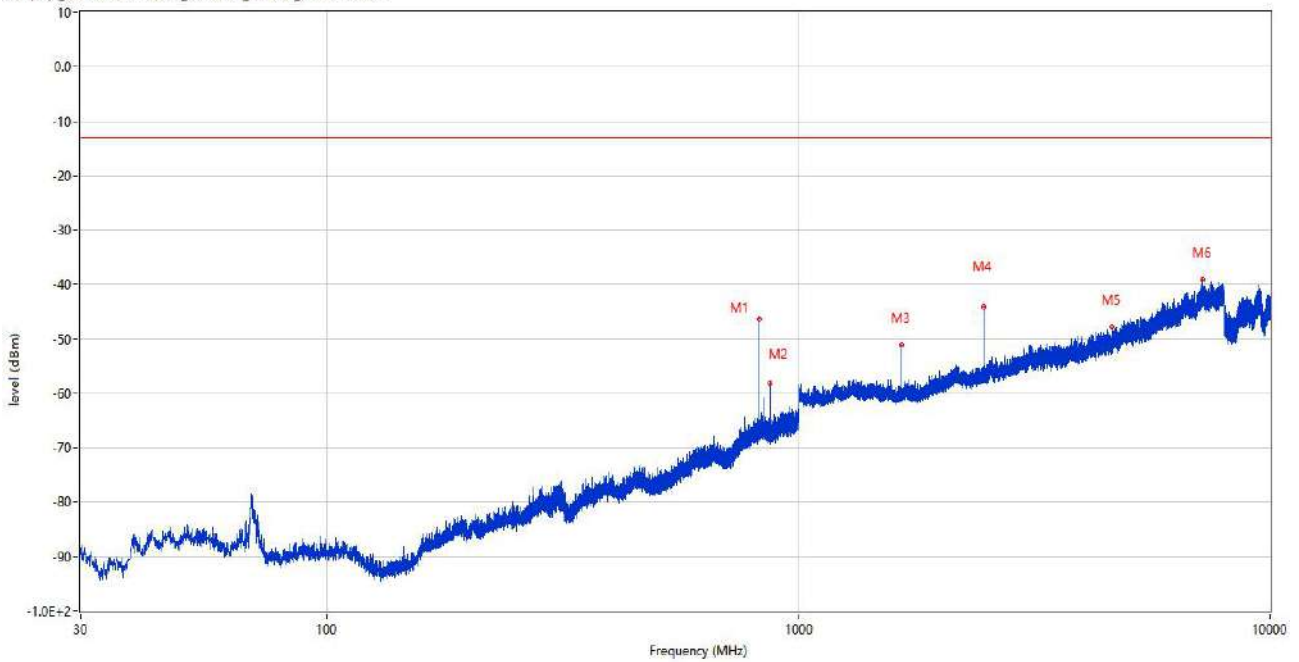
Frequency (MHz)	Result (dBm)	Factor (dB)	Limit (dBm)	Margin (dB)	Table (o)	ANT	EUT	Verdict
1910.600	-40.20	2.84	-13.0	27.20	53.00	Vertical	Vertical	N/A
2837.300	-45.28	7.43	-13.0	32.28	3.00	Vertical	Vertical	Pass
4282.000	-48.72	6.50	-13.0	35.72	86.00	Vertical	Vertical	Pass
5883.500	-43.03	10.58	-13.0	30.03	313.00	Vertical	Vertical	Pass
9491.974	-38.87	12.89	-13.0	25.87	3.00	Vertical	Vertical	Pass
13367.338	-38.16	16.74	-13.0	25.16	122.00	Vertical	Vertical	Pass

RSE (RF) _FCC PART22&24&27_GSM 1900 _1830-1920_30MHz-20GHz



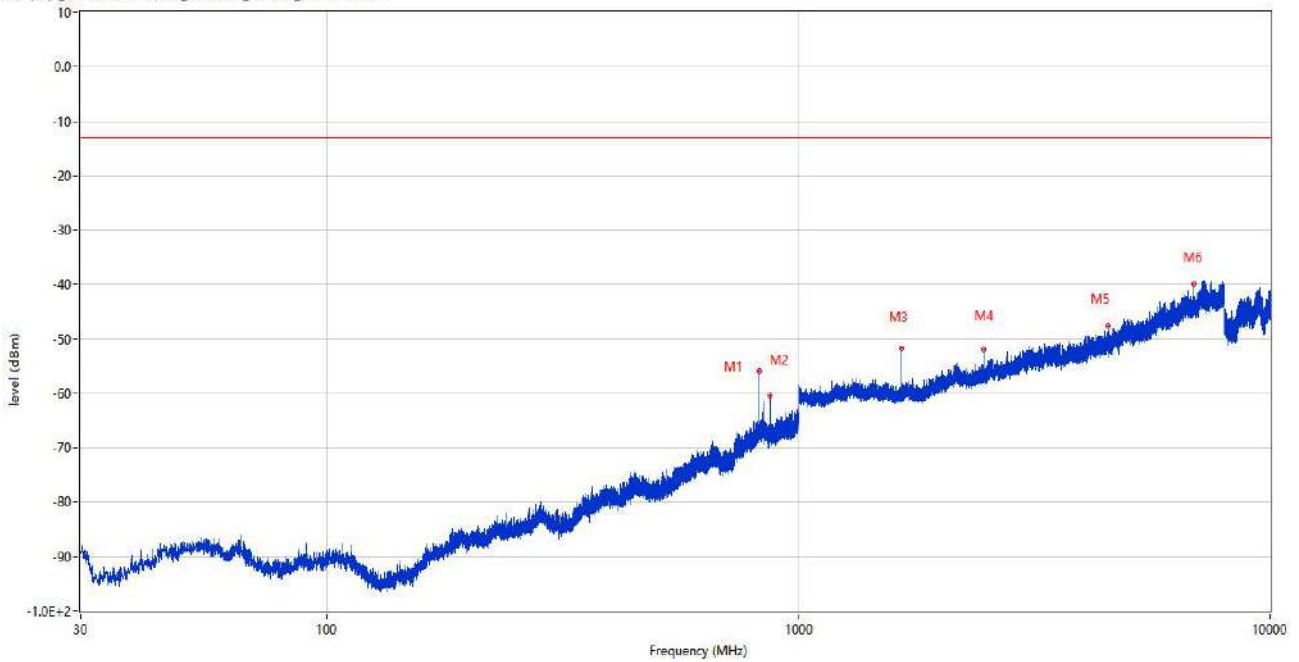
Frequency (MHz)	Result (dBm)	Factor (dB)	Limit (dBm)	Margin (dB)	Table (o)	ANT	EUT	Verdict
1120.000	-55.46	-3.19	-13.0	42.46	249.00	Vertical	Horizontal	Pass
1910.700	-42.73	2.84	-13.0	29.73	202.00	Vertical	Horizontal	N/A
2913.200	-46.04	8.55	-13.0	33.04	287.00	Vertical	Horizontal	Pass
4666.750	-47.15	7.89	-13.0	34.15	190.00	Vertical	Horizontal	Pass
7259.750	-39.45	14.55	-13.0	26.45	277.00	Vertical	Horizontal	Pass
13367.338	-38.34	16.74	-13.0	25.34	360.00	Vertical	Horizontal	Pass

RSE (RF) _FCC PART22&24&27_GSM 850_814-849_30MHz-10GHz



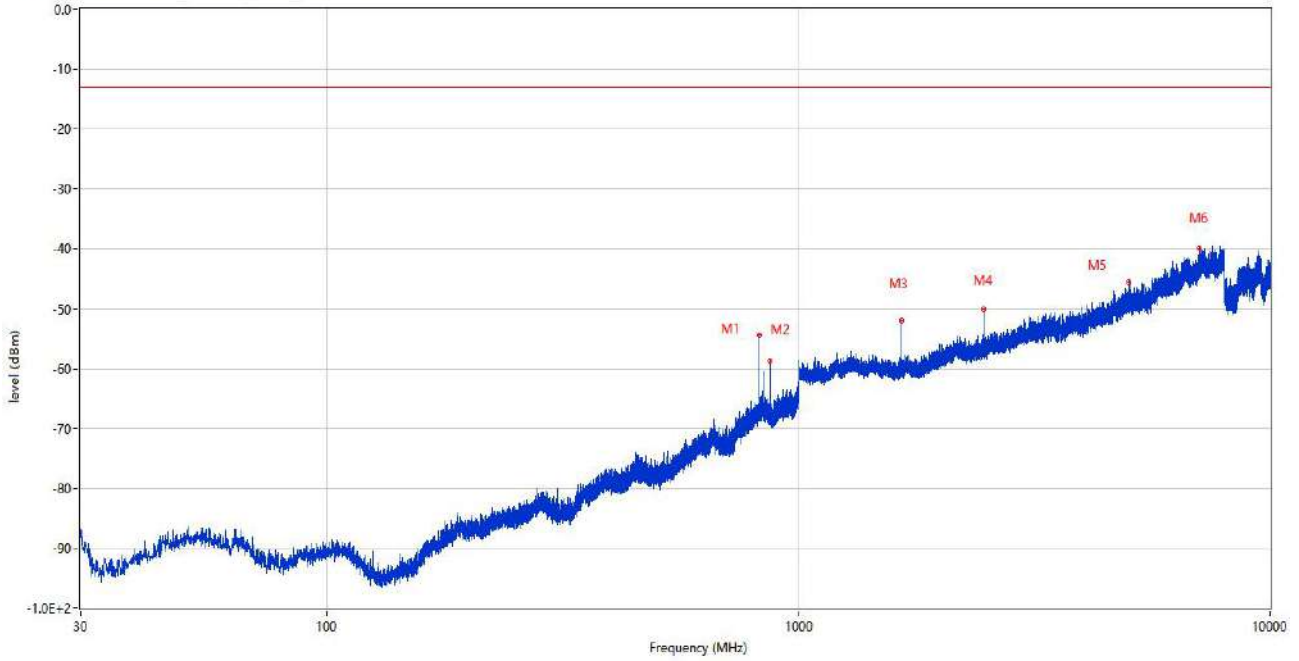
Frequency (MHz)	Result (dBm)	Factor (dB)	Limit (dBm)	Margin (dB)	Table (o)	ANT	EUT	Verdict
824.236	-46.32	4.01	-13.0	33.32	360.00	Horizontal	Horizontal	N/A
869.196	-58.13	3.41	-13.0	45.13	138.00	Horizontal	Horizontal	N/A
1649.100	-51.06	-5.95	-13.0	38.06	65.00	Horizontal	Horizontal	Pass
2473.300	-44.09	-1.49	-13.0	31.09	115.00	Horizontal	Horizontal	Pass
4613.000	-47.75	7.01	-13.0	34.75	267.00	Horizontal	Horizontal	Pass
7180.750	-39.18	14.17	-13.0	26.18	19.00	Horizontal	Horizontal	Pass

RSE (RF) _FCC PART22&24&27_GSM 850_814-849_30MHz-10GHz



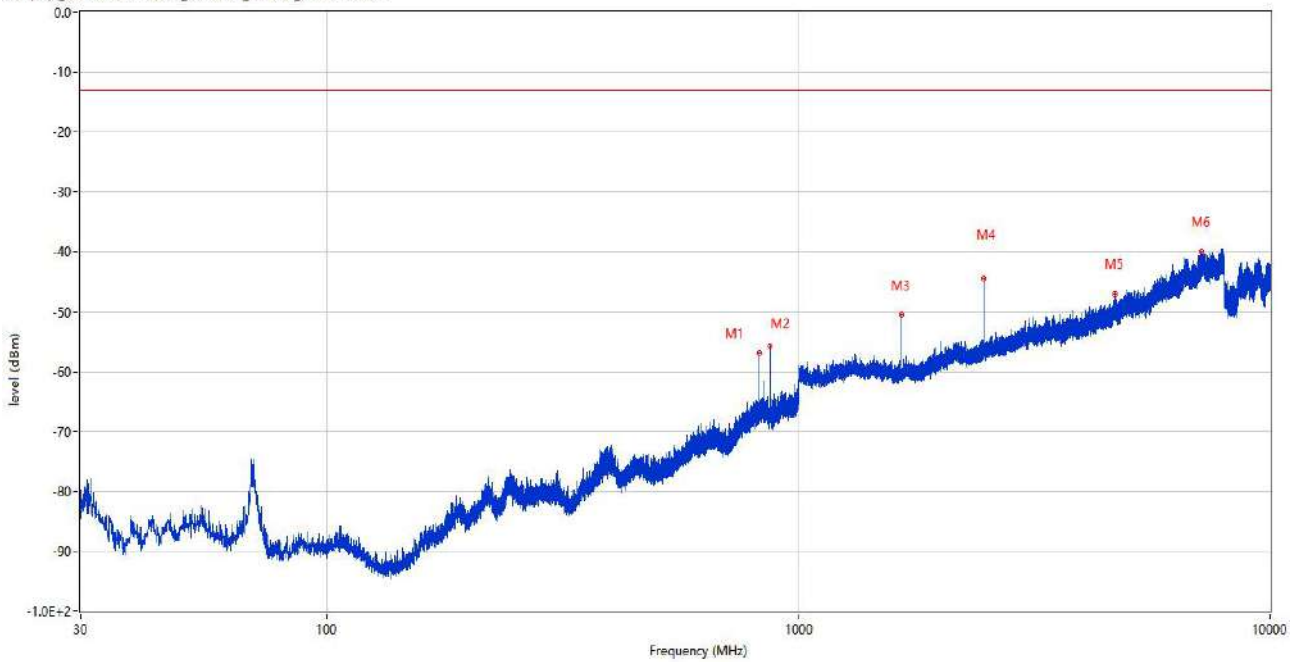
Frequency (MHz)	Result (dBm)	Factor (dB)	Limit (dBm)	Margin (dB)	Table (o)	ANT	EUT	Verdict
824.236	-55.98	4.01	-13.0	42.98	346.00	Horizontal	Vertical	N/A
869.244	-60.51	3.41	-13.0	47.51	145.00	Horizontal	Vertical	N/A
1649.200	-51.77	-5.95	-13.0	38.77	0.00	Horizontal	Vertical	Pass
2473.500	-51.95	-1.46	-13.0	38.95	160.00	Horizontal	Vertical	Pass
4523.500	-47.67	8.22	-13.0	34.67	0.00	Horizontal	Vertical	Pass
6891.000	-39.90	12.66	-13.0	26.90	196.00	Horizontal	Vertical	Pass

RSE (RF) _FCC PART22&24&27_GSM 850_814-849_30MHz-10GHz



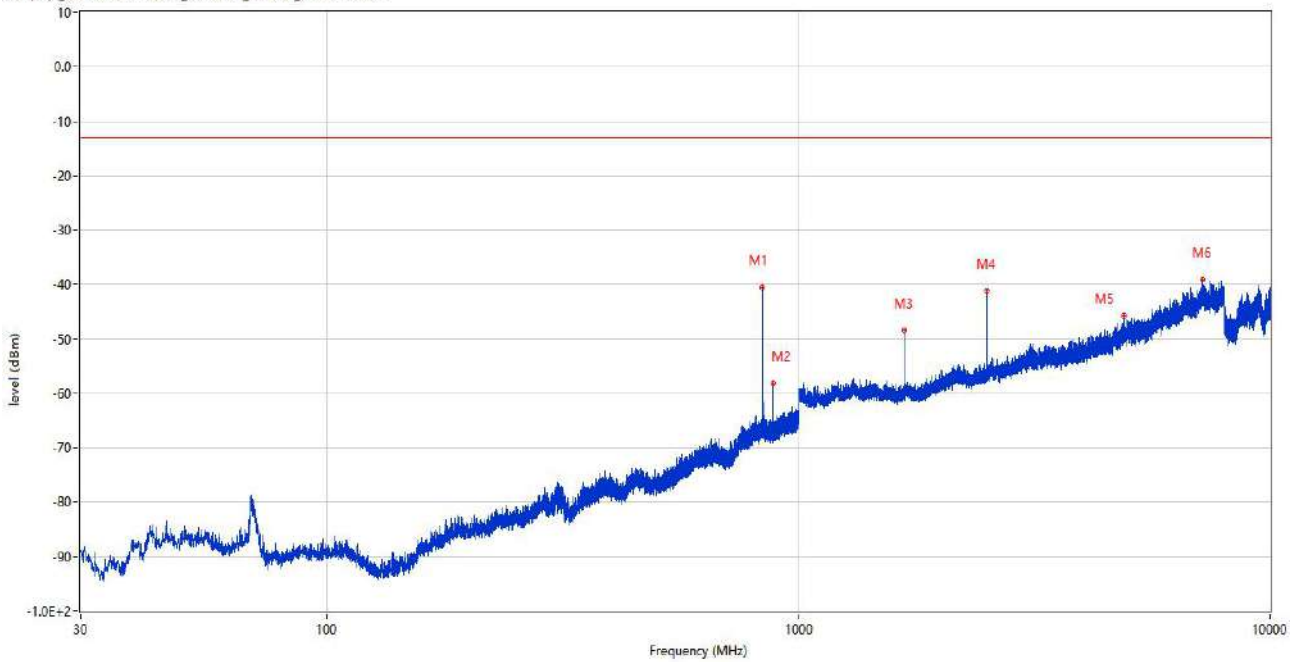
Frequency (MHz)	Result (dBm)	Factor (dB)	Limit (dBm)	Margin (dB)	Table (o)	ANT	EUT	Verdict
824.284	-54.42	4.01	-13.0	41.42	23.00	Vertical	Vertical	N/A
869.292	-58.70	3.41	-13.0	45.70	234.00	Vertical	Vertical	N/A
1649.100	-51.91	-5.95	-13.0	38.91	20.00	Vertical	Vertical	Pass
2473.300	-50.15	-1.49	-13.0	37.15	181.00	Vertical	Vertical	Pass
5008.250	-45.53	8.81	-13.0	32.53	122.00	Vertical	Vertical	Pass
7082.500	-39.88	13.73	-13.0	26.88	86.00	Vertical	Vertical	Pass

RSE (RF) _FCC PART22&24&27_GSM 850_814-849_30MHz-10GHz



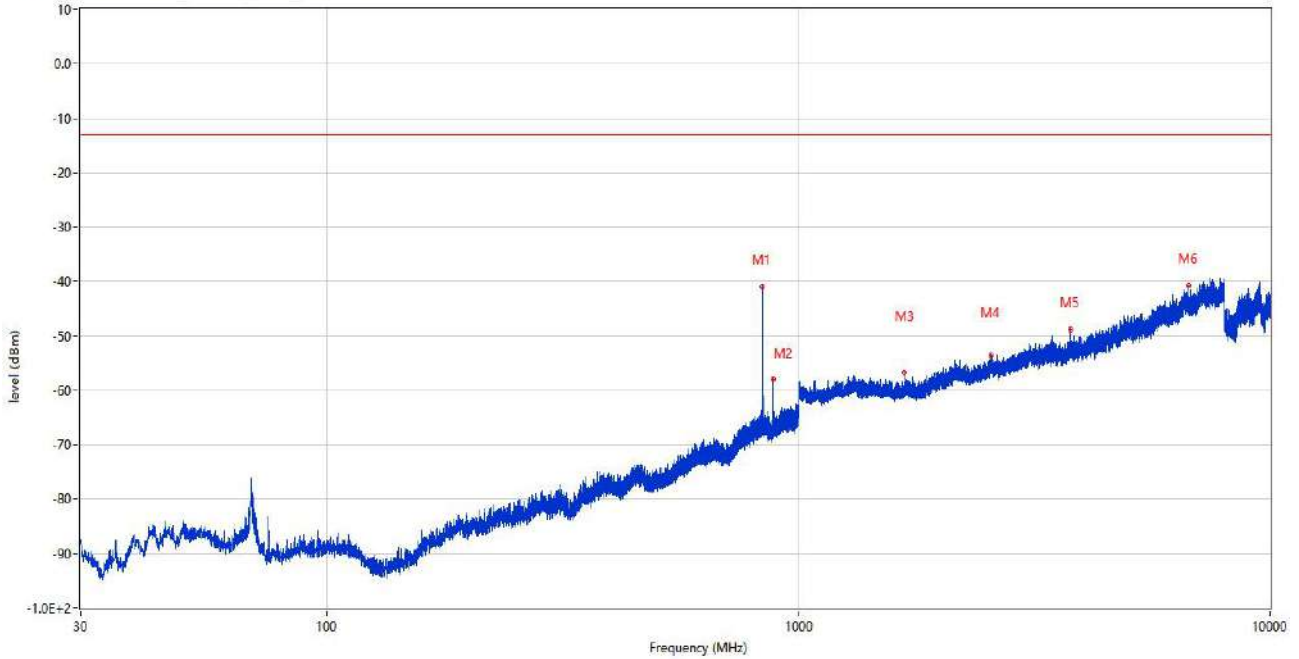
Frequency (MHz)	Result (dBm)	Factor (dB)	Limit (dBm)	Margin (dB)	Table (o)	ANT	EUT	Verdict
824.236	-56.92	4.01	-13.0	43.92	66.00	Vertical	Horizontal	N/A
869.244	-55.79	3.41	-13.0	42.79	224.00	Vertical	Horizontal	N/A
1649.300	-50.52	-5.95	-13.0	37.52	190.00	Vertical	Horizontal	Pass
2473.400	-44.42	-1.47	-13.0	31.42	136.00	Vertical	Horizontal	Pass
4691.250	-47.17	7.46	-13.0	34.17	110.00	Vertical	Horizontal	Pass
7167.250	-39.96	14.39	-13.0	26.96	63.00	Vertical	Horizontal	Pass

RSE (RF) _FCC PART22&24&27_GSM 850_814-849_30MHz-10GHz



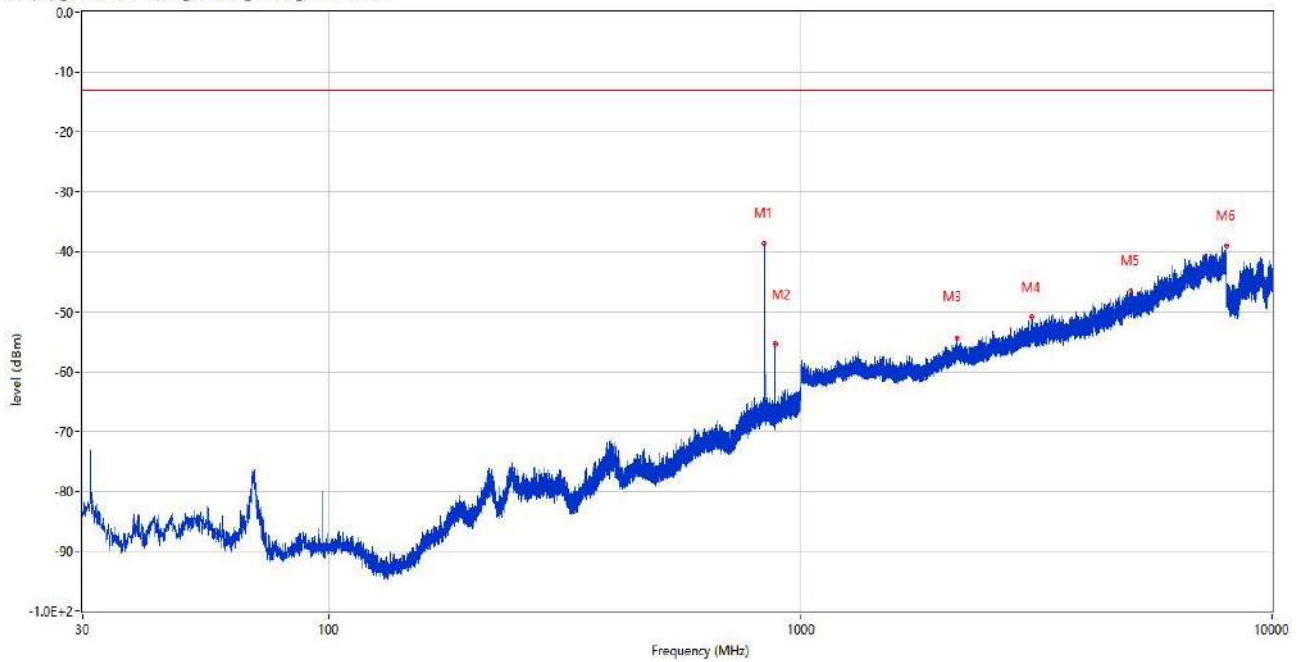
Frequency (MHz)	Result (dBm)	Factor (dB)	Limit (dBm)	Margin (dB)	Table (o)	ANT	EUT	Verdict
836.604	-40.62	4.59	-13.0	27.62	228.00	Horizontal	Horizontal	N/A
881.612	-58.23	3.61	-13.0	45.23	39.00	Horizontal	Horizontal	N/A
1674.000	-48.36	-5.43	-13.0	35.36	57.00	Horizontal	Horizontal	Pass
2510.400	-41.15	-1.27	-13.0	28.15	159.00	Horizontal	Horizontal	Pass
4903.250	-45.71	8.22	-13.0	32.71	96.00	Horizontal	Horizontal	Pass
7196.750	-39.06	14.03	-13.0	26.06	266.00	Horizontal	Horizontal	Pass

RSE (RF) _FCC PART22&24&27_GSM 850_814-849_30MHz-10GHz



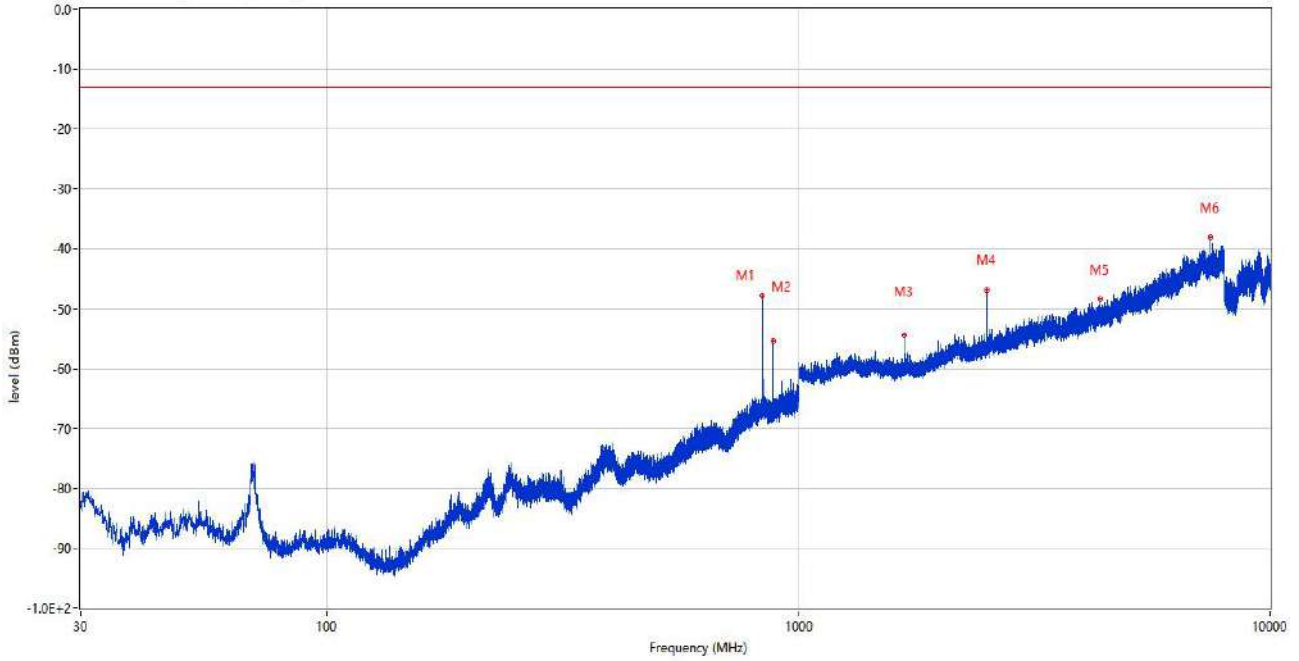
Frequency (MHz)	Result (dBm)	Factor (dB)	Limit (dBm)	Margin (dB)	Table (o)	ANT	EUT	Verdict
836.604	-41.05	4.59	-13.0	28.05	120.00	Horizontal	Vertical	N/A
881.612	-58.02	3.61	-13.0	45.02	38.00	Horizontal	Vertical	N/A
1673.700	-56.75	-5.41	-13.0	43.75	360.00	Horizontal	Vertical	Pass
2553.900	-53.52	-0.70	-13.0	40.52	181.00	Horizontal	Vertical	Pass
3778.000	-48.86	5.84	-13.0	35.86	328.00	Horizontal	Vertical	Pass
6723.750	-40.77	12.92	-13.0	27.77	15.00	Horizontal	Vertical	Pass

RSE (RF) _FCC PART22&24&27_GSM 850_814-849_30MHz-10GHz



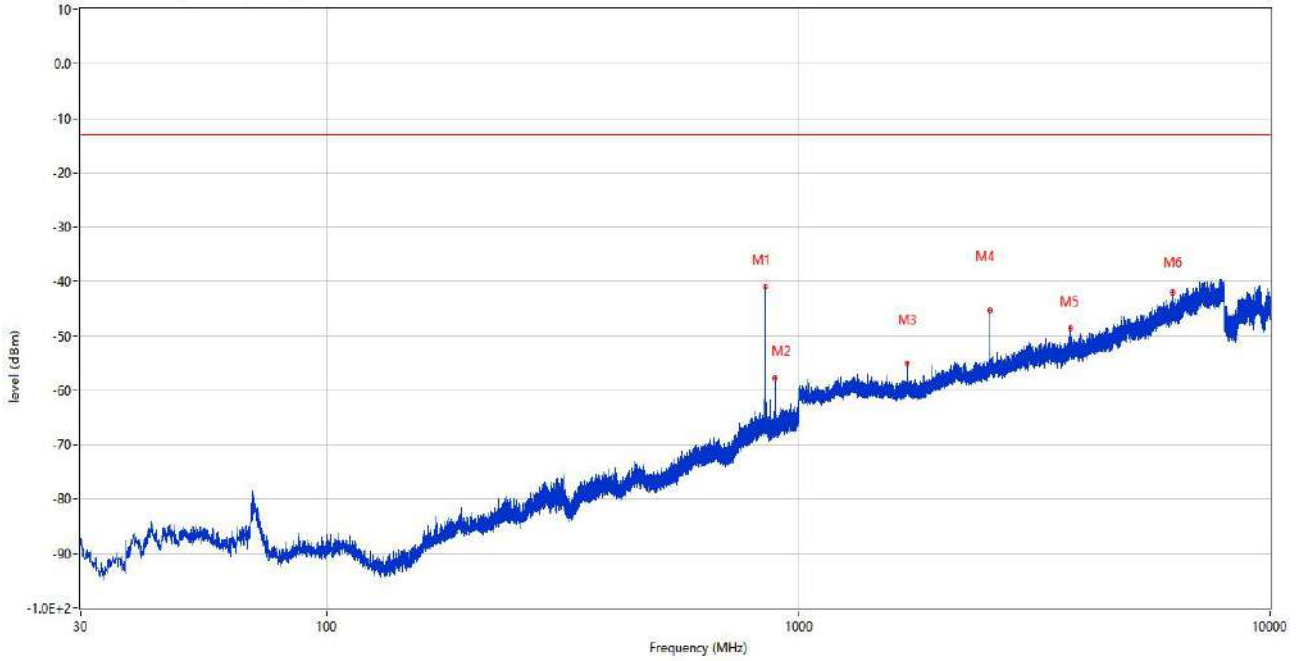
Frequency (MHz)	Result (dBm)	Factor (dB)	Limit (dBm)	Margin (dB)	Table (o)	ANT	EUT	Verdict
836.604	-38.61	4.59	-13.0	25.61	47.00	Vertical	Vertical	N/A
881.660	-55.35	3.60	-13.0	42.35	300.00	Vertical	Vertical	N/A
2147.200	-54.51	-2.04	-13.0	41.51	203.00	Vertical	Vertical	Pass
3094.750	-50.91	4.19	-13.0	37.91	141.00	Vertical	Vertical	Pass
5011.500	-46.48	8.69	-13.0	33.48	141.00	Vertical	Vertical	Pass
7985.500	-38.89	14.49	-13.0	25.89	239.00	Vertical	Vertical	Pass

RSE (RF) _FCC PART22&24&27_GSM 850_814-849_30MHz-10GHz



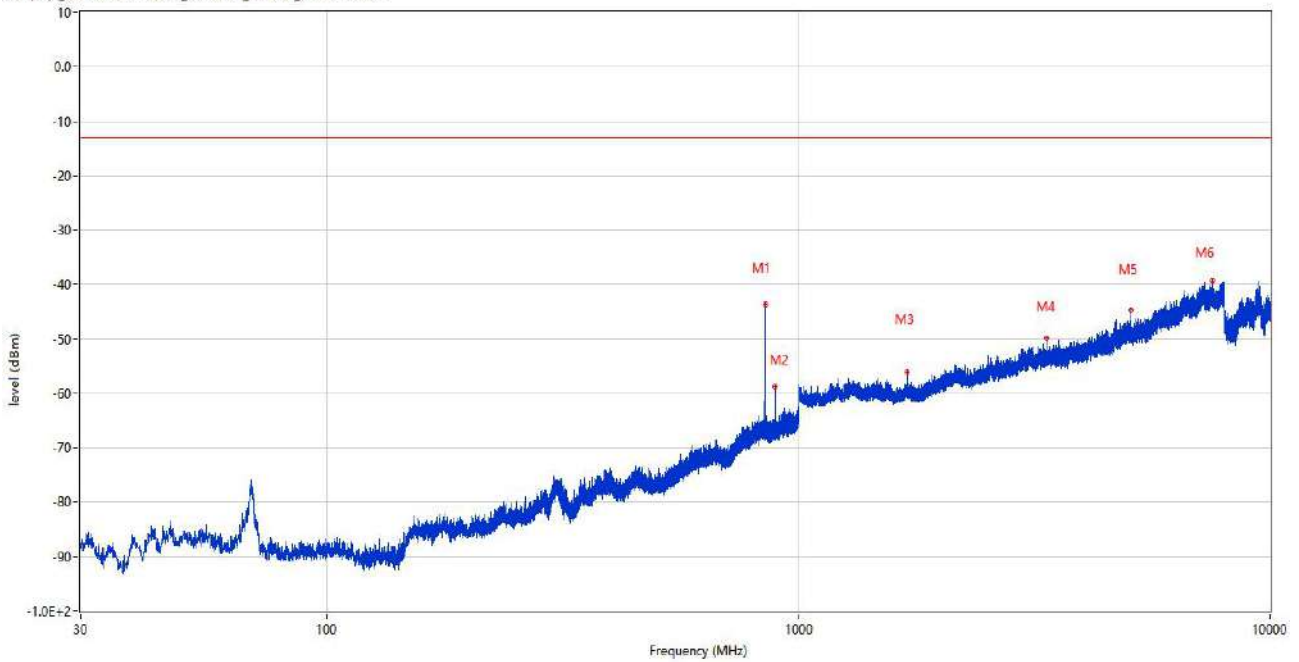
Frequency (MHz)	Result (dBm)	Factor (dB)	Limit (dBm)	Margin (dB)	Table (o)	ANT	EUT	Verdict
836.604	-47.84	4.59	-13.0	34.84	15.00	Vertical	Horizontal	N/A
881.563	-55.43	3.61	-13.0	42.43	220.00	Vertical	Horizontal	N/A
1674.000	-54.42	-5.43	-13.0	41.42	26.00	Vertical	Horizontal	Pass
2510.600	-46.88	-1.28	-13.0	33.88	51.00	Vertical	Horizontal	Pass
4364.250	-48.48	7.04	-13.0	35.48	331.00	Vertical	Horizontal	Pass
7476.000	-38.02	14.63	-13.0	25.02	114.00	Vertical	Horizontal	Pass

RSE (RF) _FCC PART22&24&27_GSM 850_814-849_30MHz-10GHz



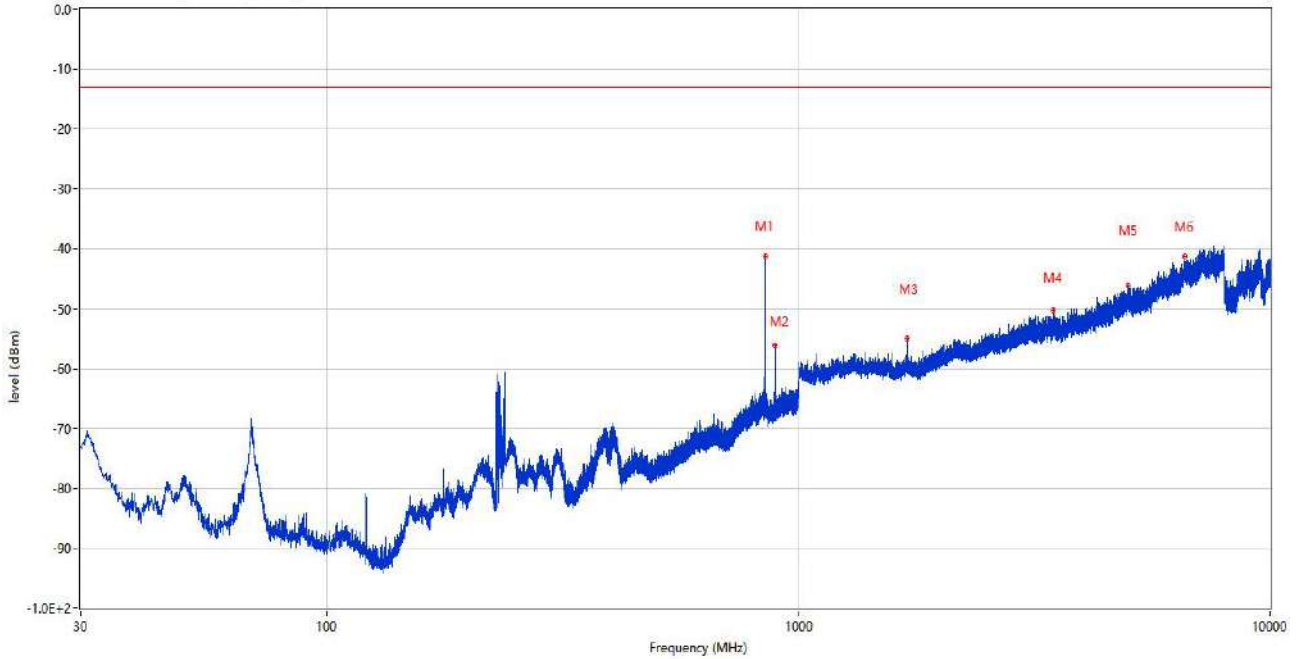
Frequency (MHz)	Result (dBm)	Factor (dB)	Limit (dBm)	Margin (dB)	Table (o)	ANT	EUT	Verdict
848.825	-40.92	4.49	-13.0	27.92	218.00	Horizontal	Horizontal	N/A
893.882	-57.79	3.92	-13.0	44.79	339.00	Horizontal	Horizontal	N/A
1698.200	-55.01	-4.87	-13.0	42.01	48.00	Horizontal	Horizontal	Pass
2547.000	-45.28	-0.48	-13.0	32.28	282.00	Horizontal	Horizontal	Pass
3770.250	-48.64	6.31	-13.0	35.64	256.00	Horizontal	Horizontal	Pass
6212.000	-42.05	11.17	-13.0	29.05	268.00	Horizontal	Horizontal	Pass

RSE (RF) _FCC PART22&24&27_GSM 850_814-849_30MHz-10GHz



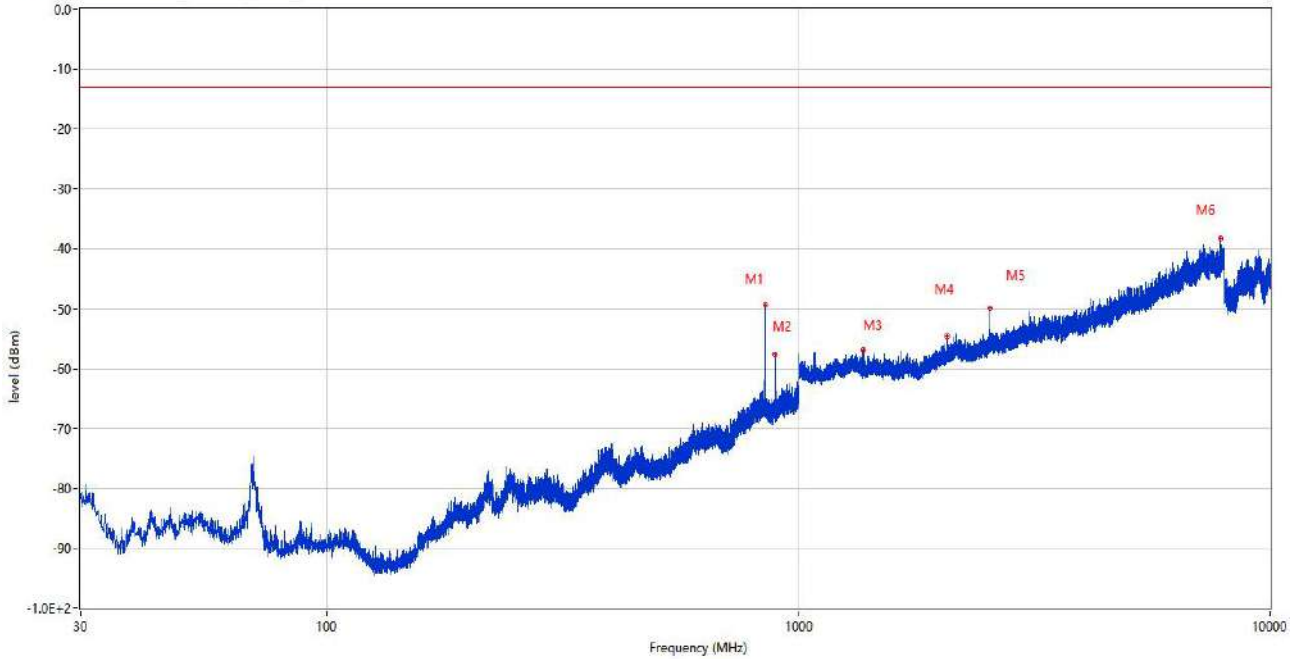
Frequency (MHz)	Result (dBm)	Factor (dB)	Limit (dBm)	Margin (dB)	Table (o)	ANT	EUT	Verdict
848.874	-43.59	4.49	-13.0	30.59	0.00	Horizontal	Vertical	N/A
893.737	-58.74	3.94	-13.0	45.74	337.00	Horizontal	Vertical	N/A
1698.300	-56.14	-4.87	-13.0	43.14	109.00	Horizontal	Vertical	Pass
3349.750	-49.83	4.37	-13.0	36.83	194.00	Horizontal	Vertical	Pass
5061.500	-44.69	9.86	-13.0	31.69	349.00	Horizontal	Vertical	Pass
7537.500	-39.33	13.63	-13.0	26.33	8.00	Horizontal	Vertical	Pass

RSE (RF) _FCC PART22&24&27_GSM 850_814-849_30MHz-10GHz



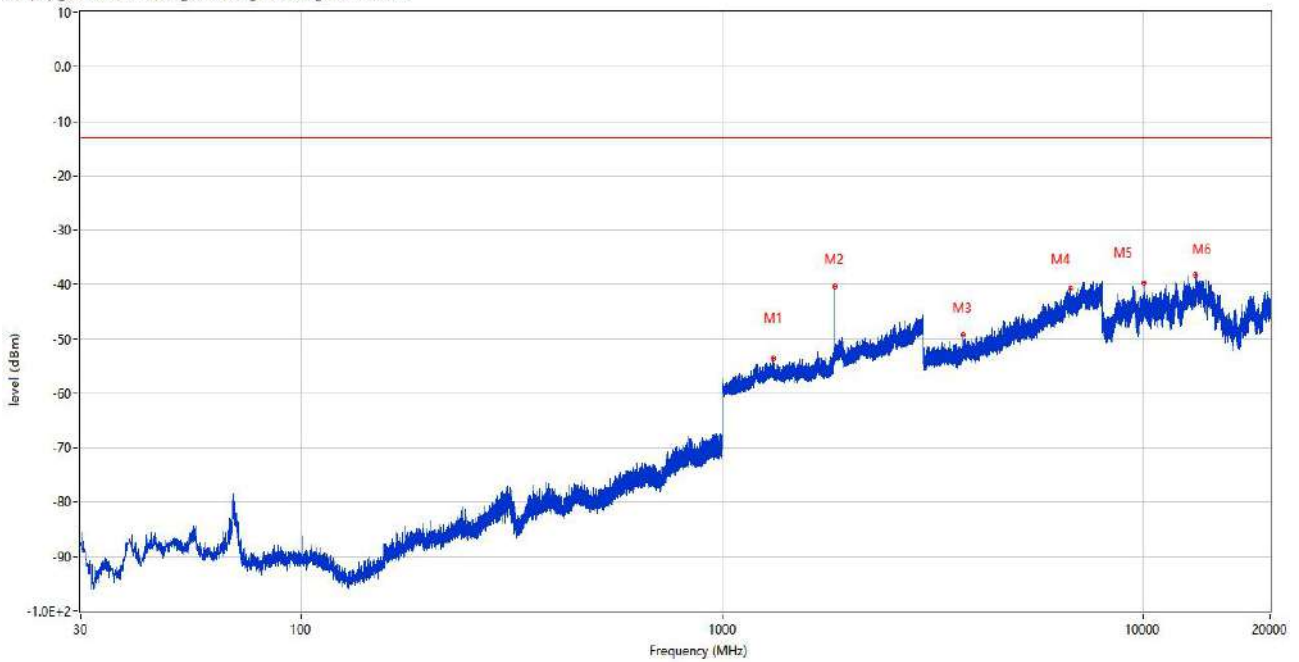
Frequency (MHz)	Result (dBm)	Factor (dB)	Limit (dBm)	Margin (dB)	Table (o)	ANT	EUT	Verdict
848.874	-41.24	4.49	-13.0	28.24	129.00	Vertical	Vertical	N/A
893.833	-56.20	3.93	-13.0	43.20	311.00	Vertical	Vertical	N/A
1698.300	-55.07	-4.87	-13.0	42.07	360.00	Vertical	Vertical	Pass
3470.250	-50.23	5.44	-13.0	37.23	150.00	Vertical	Vertical	Pass
4991.500	-46.23	9.06	-13.0	33.23	358.00	Vertical	Vertical	Pass
6572.000	-41.29	13.05	-13.0	28.29	0.00	Vertical	Vertical	Pass

RSE (RF) _FCC PART22&24&27_GSM 850_814-849_30MHz-10GHz



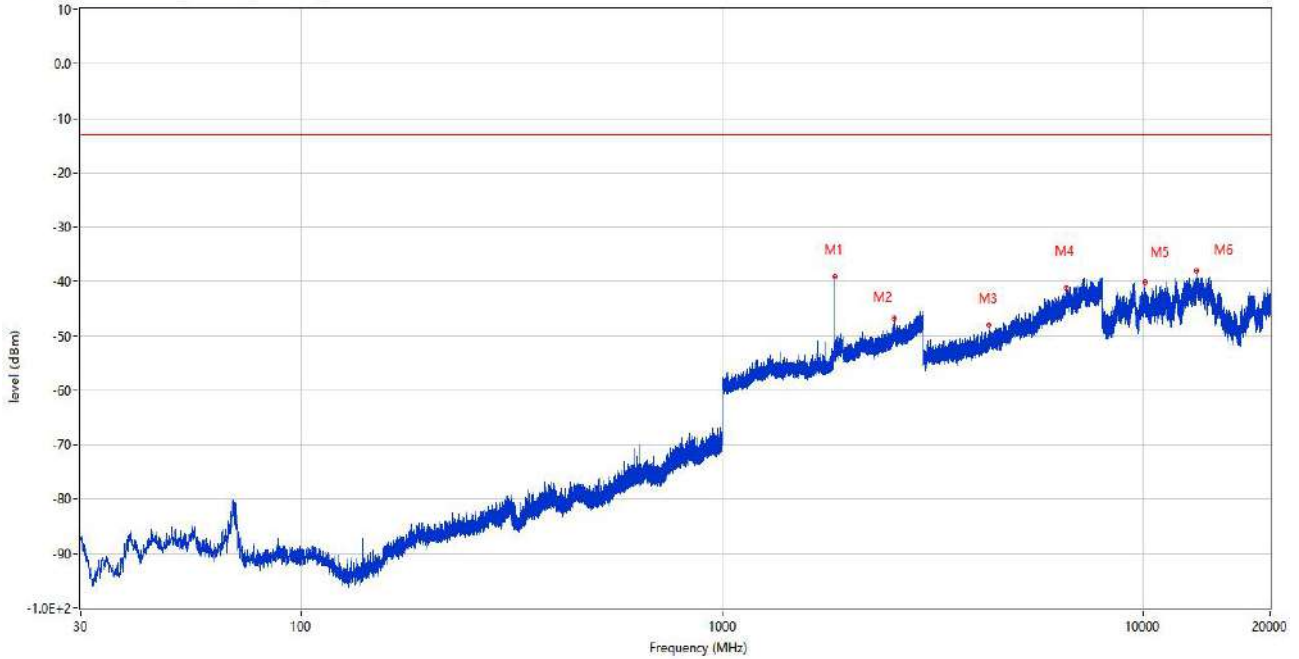
Frequency (MHz)	Result (dBm)	Factor (dB)	Limit (dBm)	Margin (dB)	Table (o)	ANT	EUT	Verdict
848.874	-49.33	4.49	-13.0	36.33	184.00	Vertical	Horizontal	N/A
893.737	-57.61	3.94	-13.0	44.61	316.00	Vertical	Horizontal	N/A
1370.600	-56.89	-5.28	-13.0	43.89	251.00	Vertical	Horizontal	Pass
2066.700	-54.62	-3.30	-13.0	41.62	340.00	Vertical	Horizontal	Pass
2547.500	-49.98	-0.53	-13.0	36.98	36.00	Vertical	Horizontal	Pass
7841.250	-38.27	14.80	-13.0	25.27	143.00	Vertical	Horizontal	Pass

RSE (RF) _FCC PART22&24&27_GSM 1900_1830-1920_30MHz-20GHz



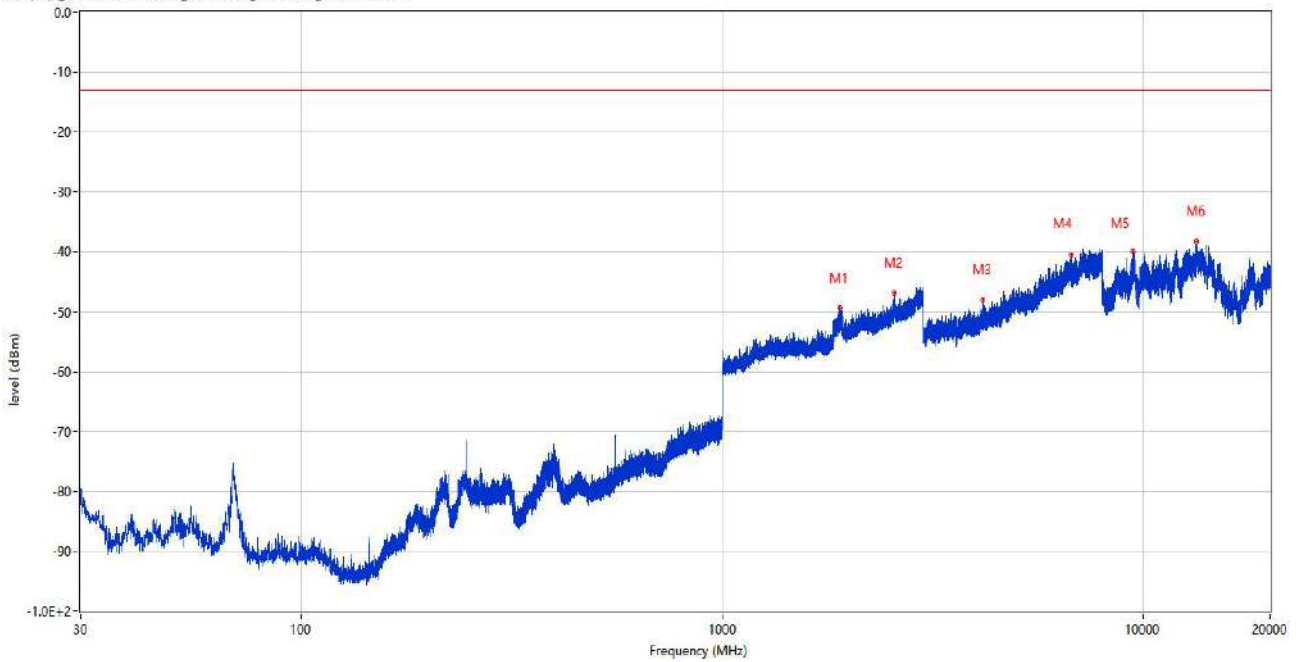
Frequency (MHz)	Result (dBm)	Factor (dB)	Limit (dBm)	Margin (dB)	Table (o)	ANT	EUT	Verdict
1321.400	-53.62	-1.30	-13.0	40.62	360.00	Horizontal	Horizontal	Pass
1850.700	-40.41	1.91	-13.0	27.41	322.00	Horizontal	Horizontal	N/A
3731.000	-49.23	5.41	-13.0	36.23	287.00	Horizontal	Horizontal	Pass
6712.750	-40.83	13.10	-13.0	27.83	295.00	Horizontal	Horizontal	Pass
10044.401	-39.81	13.96	-13.0	26.81	119.00	Horizontal	Horizontal	Pass
13333.987	-38.19	16.23	-13.0	25.19	360.00	Horizontal	Horizontal	Pass

RSE (RF) _FCC PART22&24&27_GSM 1900_1830-1920_30MHz-20GHz



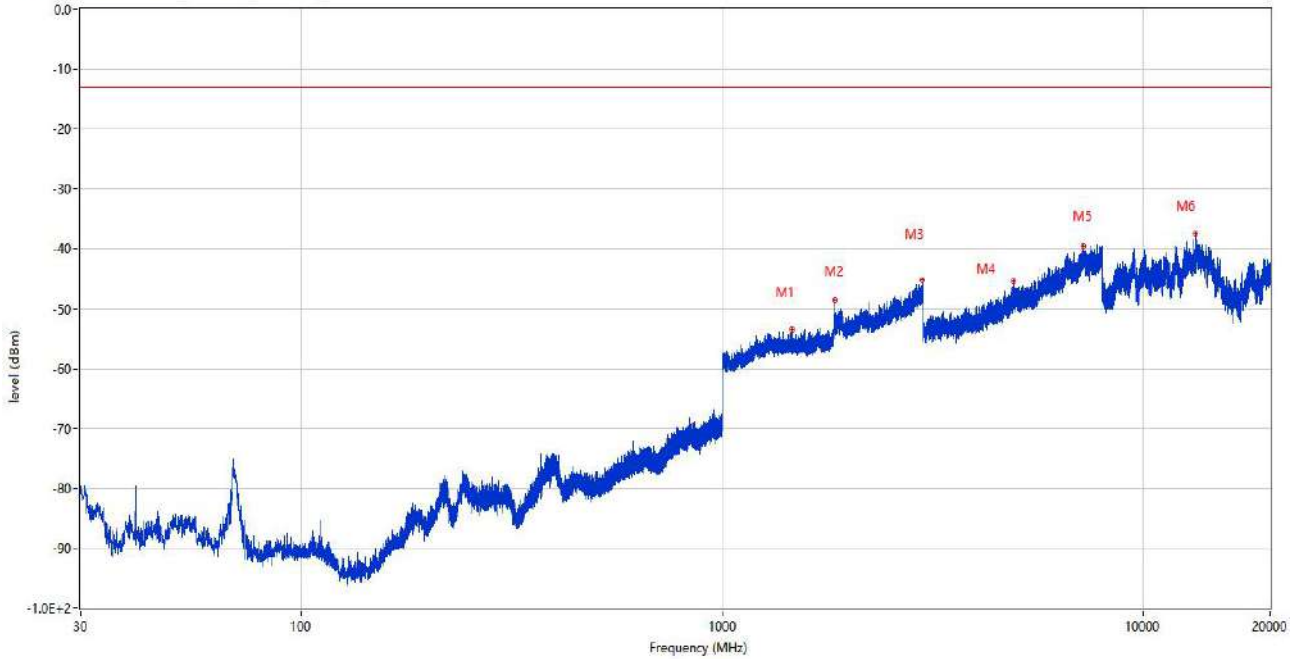
Frequency (MHz)	Result (dBm)	Factor (dB)	Limit (dBm)	Margin (dB)	Table (o)	ANT	EUT	Verdict
1850.900	-39.10	1.91	-13.0	26.10	360.00	Horizontal	Vertical	N/A
2560.000	-46.78	6.45	-13.0	33.78	360.00	Horizontal	Vertical	Pass
4301.000	-47.92	6.67	-13.0	34.92	114.00	Horizontal	Vertical	Pass
6583.750	-41.17	13.40	-13.0	28.17	56.00	Horizontal	Vertical	Pass
10065.776	-40.09	13.66	-13.0	27.09	197.00	Horizontal	Vertical	Pass
13354.287	-38.16	16.76	-13.0	25.16	0.00	Horizontal	Vertical	Pass

RSE (RF) _FCC PART22&24&27_GSM 1900 _1830-1920_30MHz-20GHz



Frequency (MHz)	Result (dBm)	Factor (dB)	Limit (dBm)	Margin (dB)	Table (o)	ANT	EUT	Verdict
1900.600	-49.39	2.79	-13.0	36.39	44.00	Vertical	Vertical	Pass
2561.200	-46.89	6.62	-13.0	33.89	263.00	Vertical	Vertical	Pass
4155.750	-47.97	5.95	-13.0	34.97	294.00	Vertical	Vertical	Pass
6741.250	-40.57	12.57	-13.0	27.57	278.00	Vertical	Vertical	Pass
9446.375	-39.97	13.75	-13.0	26.97	155.00	Vertical	Vertical	Pass
13382.925	-38.22	16.71	-13.0	25.22	360.00	Vertical	Vertical	Pass

RSE (RF) _FCC PART22&24&27_GSM 1900 _1830-1920_30MHz-20GHz



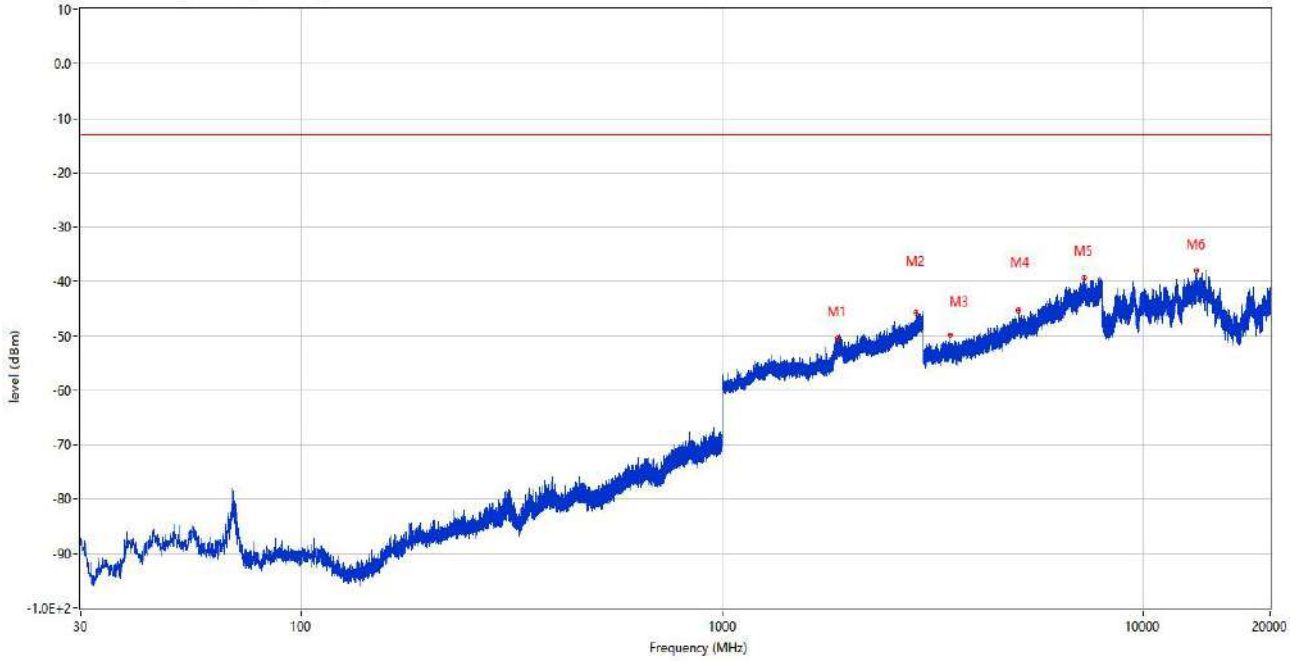
Frequency (MHz)	Result (dBm)	Factor (dB)	Limit (dBm)	Margin (dB)	Table (o)	ANT	EUT	Verdict
1464.400	-53.41	-1.49	-13.0	40.41	288.00	Vertical	Horizontal	Pass
1851.100	-48.62	1.92	-13.0	35.62	35.00	Vertical	Horizontal	N/A
2991.700	-45.20	9.17	-13.0	32.20	360.00	Vertical	Horizontal	Pass
4927.250	-45.40	8.63	-13.0	32.40	182.00	Vertical	Horizontal	Pass
7199.750	-39.60	14.01	-13.0	26.60	360.00	Vertical	Horizontal	Pass
13338.700	-37.42	16.39	-13.0	24.42	184.00	Vertical	Horizontal	Pass

RSE (RF) _FCC PART22&24&27_GSM 1900 _1830-1920_30MHz-20GHz



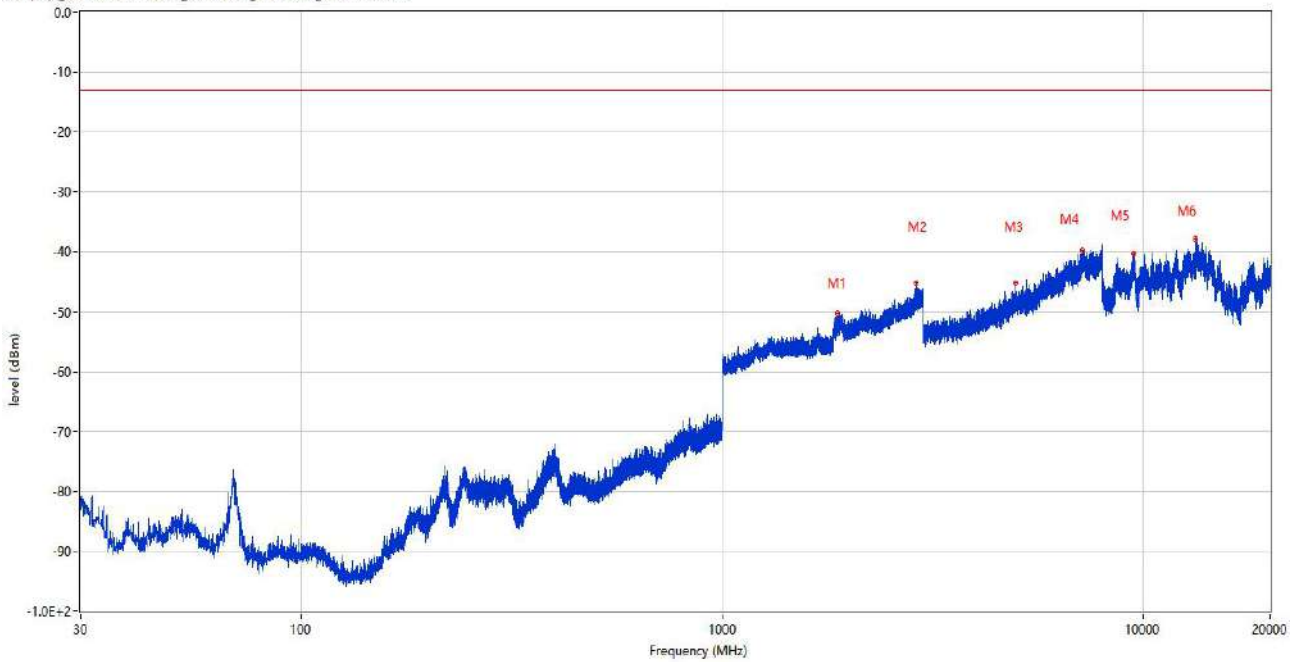
Frequency (MHz)	Result (dBm)	Factor (dB)	Limit (dBm)	Margin (dB)	Table (o)	ANT	EUT	Verdict
1890.900	-50.17	2.62	-13.0	37.17	360.00	Horizontal	Horizontal	Pass
2886.900	-45.76	8.76	-13.0	32.76	360.00	Horizontal	Horizontal	Pass
5157.500	-45.05	9.14	-13.0	32.05	35.00	Horizontal	Horizontal	Pass
7166.000	-39.69	14.39	-13.0	26.69	0.00	Horizontal	Horizontal	Pass
9451.600	-39.86	13.75	-13.0	26.86	166.00	Horizontal	Horizontal	Pass
12017.549	-38.69	13.65	-13.0	25.69	218.00	Horizontal	Horizontal	Pass

RSE (RF) _FCC PART22&24&27_GSM 1900 _1830-1920_30MHz-20GHz



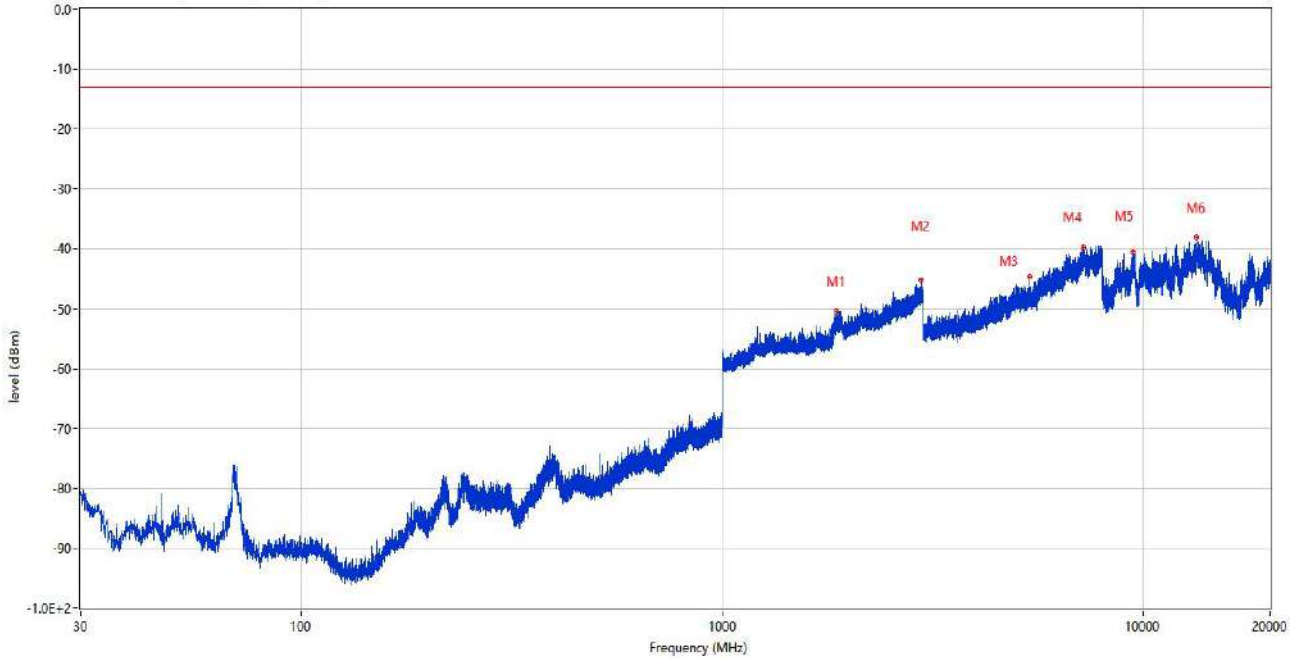
Frequency (MHz)	Result (dBm)	Factor (dB)	Limit (dBm)	Margin (dB)	Table (o)	ANT	EUT	Verdict
1880.200	-50.58	2.50	-13.0	37.58	271.00	Horizontal	Vertical	N/A
2892.000	-45.77	9.64	-13.0	32.77	204.00	Horizontal	Vertical	Pass
3487.500	-49.92	4.97	-13.0	36.92	229.00	Horizontal	Vertical	Pass
5066.500	-45.34	9.91	-13.0	32.34	36.00	Horizontal	Vertical	Pass
7238.500	-39.28	14.98	-13.0	26.28	238.00	Horizontal	Vertical	Pass
13354.651	-38.00	16.76	-13.0	25.00	360.00	Horizontal	Vertical	Pass

RSE (RF) _FCC PART22&24&27_GSM 1900 _1830-1920_30MHz-20GHz



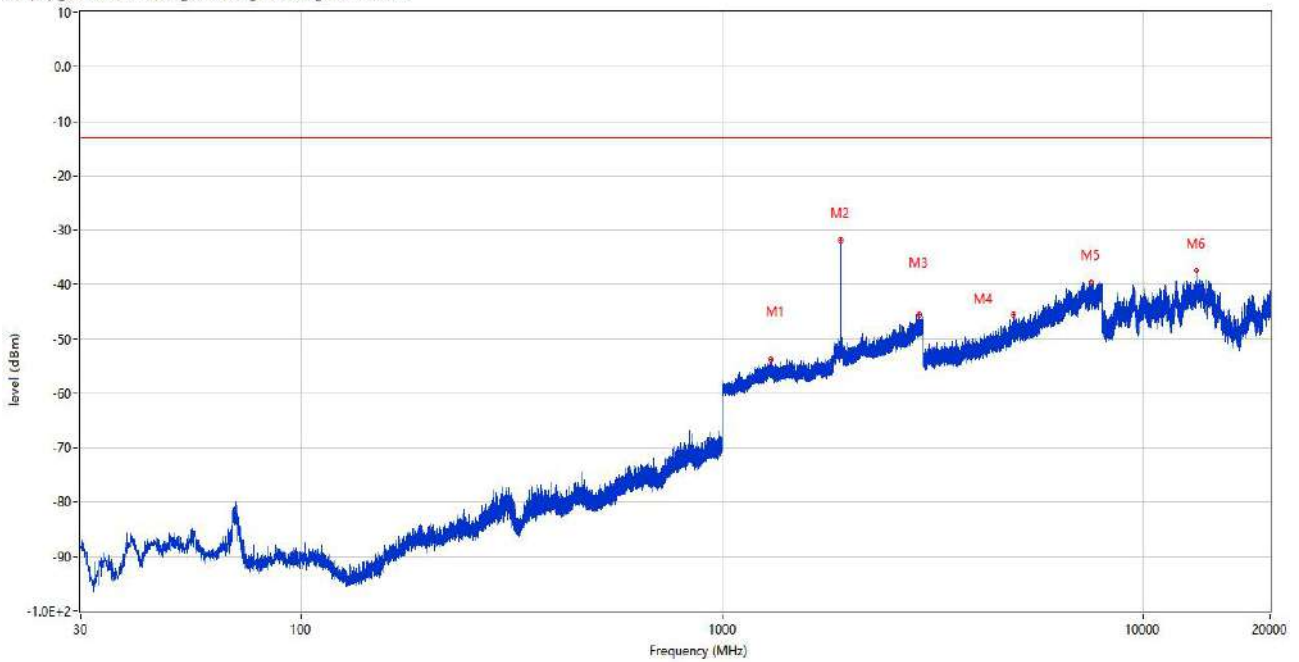
Frequency (MHz)	Result (dBm)	Factor (dB)	Limit (dBm)	Margin (dB)	Table (o)	ANT	EUT	Verdict
1880.000	-50.31	2.45	-13.0	37.31	271.00	Vertical	Vertical	N/A
2890.900	-45.15	9.47	-13.0	32.15	97.00	Vertical	Vertical	Pass
4982.000	-45.23	9.36	-13.0	32.23	246.00	Vertical	Vertical	Pass
7172.000	-39.73	14.33	-13.0	26.73	335.00	Vertical	Vertical	Pass
9495.300	-40.25	12.82	-13.0	27.25	91.00	Vertical	Vertical	Pass
13341.237	-37.91	16.47	-13.0	24.91	270.00	Vertical	Vertical	Pass

RSE (RF) _FCC PART22&24&27_GSM 1900 _1830-1920_30MHz-20GHz



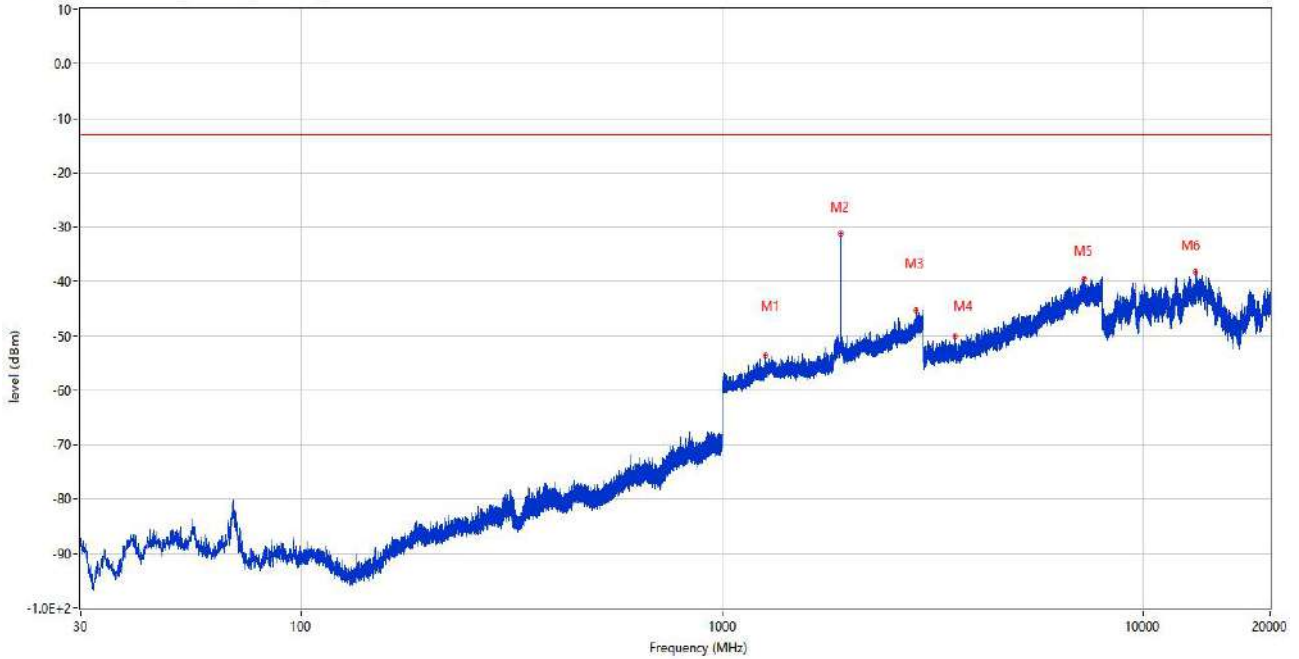
Frequency (MHz)	Result (dBm)	Factor (dB)	Limit (dBm)	Margin (dB)	Table (o)	ANT	EUT	Verdict
1869.500	-50.48	2.24	-13.0	37.48	305.00	Vertical	Horizontal	Pass
2971.300	-45.13	9.13	-13.0	32.13	3.00	Vertical	Horizontal	Pass
5368.750	-44.62	8.50	-13.0	31.62	360.00	Vertical	Horizontal	Pass
7187.500	-39.71	14.00	-13.0	26.71	147.00	Vertical	Horizontal	Pass
9443.526	-40.42	13.73	-13.0	27.42	338.00	Vertical	Horizontal	Pass
13369.513	-38.06	16.73	-13.0	25.06	360.00	Vertical	Horizontal	Pass

RSE (RF) _FCC PART22&24&27_GSM 1900 _1830-1920_30MHz-20GHz



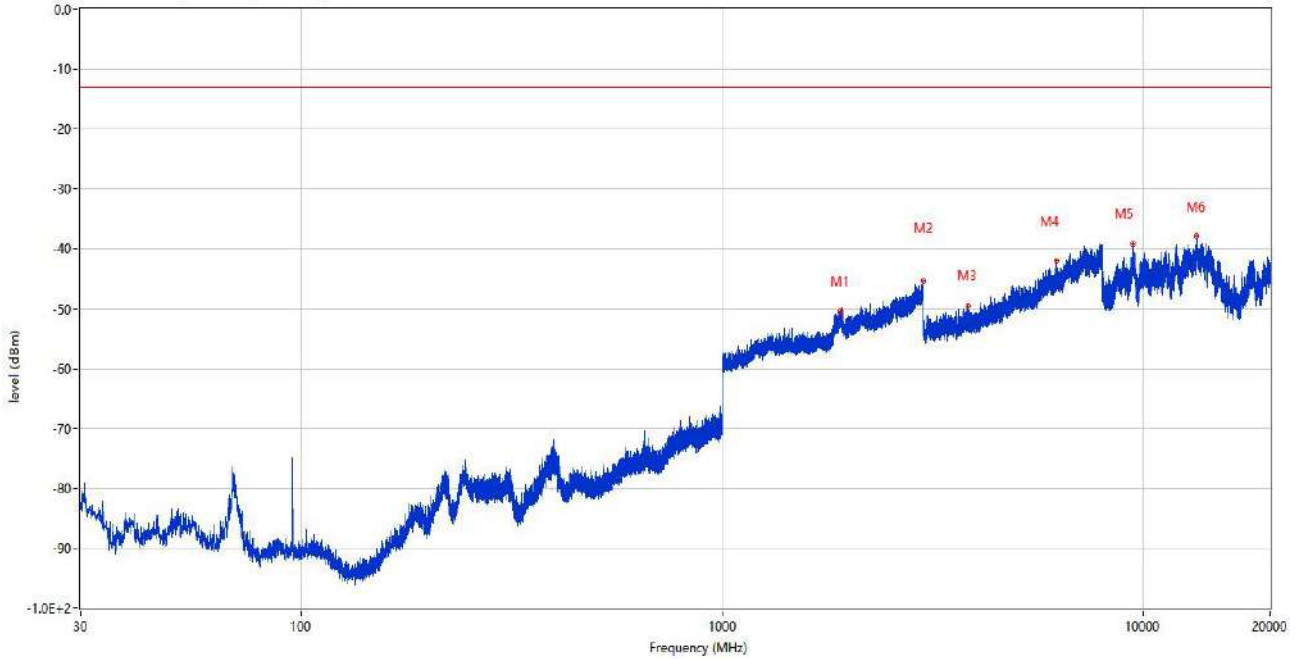
Frequency (MHz)	Result (dBm)	Factor (dB)	Limit (dBm)	Margin (dB)	Table (o)	ANT	EUT	Verdict
1311.200	-53.81	-0.86	-13.0	40.81	235.00	Horizontal	Horizontal	Pass
1910.600	-31.79	2.84	-13.0	18.79	149.00	Horizontal	Horizontal	N/A
2941.900	-45.47	8.56	-13.0	32.47	168.00	Horizontal	Horizontal	Pass
4917.250	-45.54	8.50	-13.0	32.54	89.00	Horizontal	Horizontal	Pass
7517.500	-39.59	13.98	-13.0	26.59	89.00	Horizontal	Horizontal	Pass
13349.213	-37.54	16.74	-13.0	24.54	13.00	Horizontal	Horizontal	Pass

RSE (RF) _FCC PART22&24&27_GSM 1900_1830-1920_30MHz-20GHz



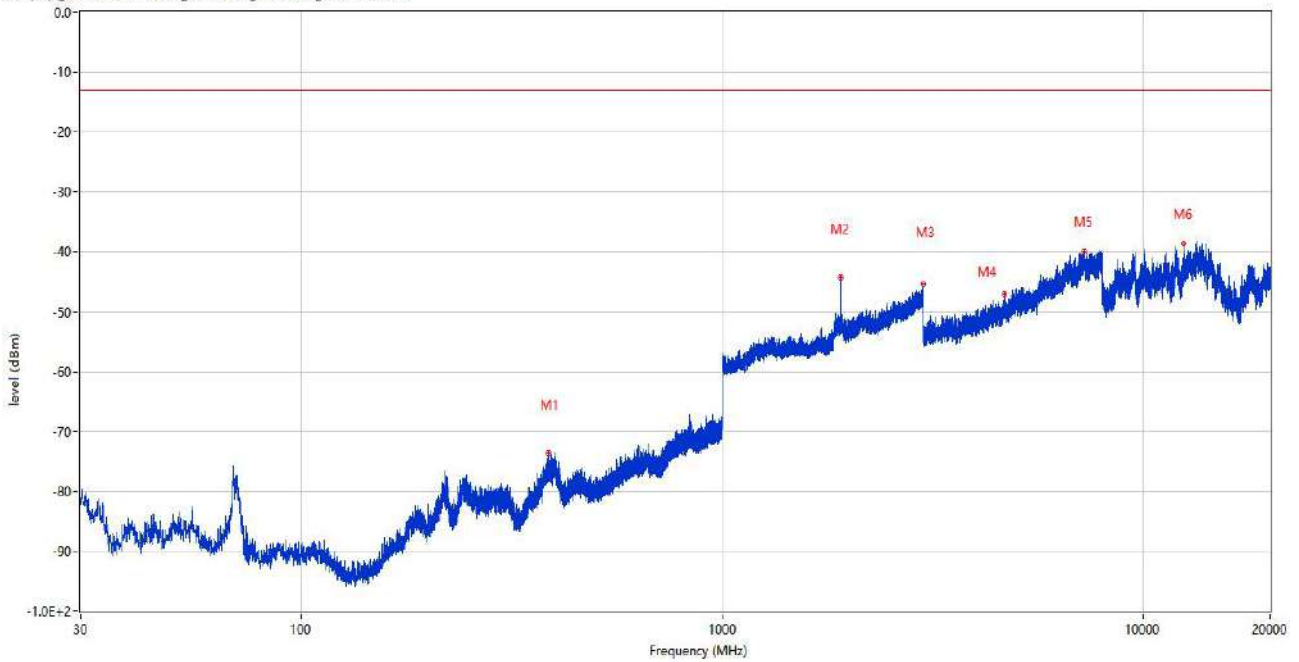
Frequency (MHz)	Result (dBm)	Factor (dB)	Limit (dBm)	Margin (dB)	Table (o)	ANT	EUT	Verdict
1269.300	-53.68	-1.55	-13.0	40.68	360.00	Horizontal	Vertical	Pass
1910.600	-31.25	2.84	-13.0	18.25	328.00	Horizontal	Vertical	N/A
2885.200	-45.40	8.37	-13.0	32.40	116.00	Horizontal	Vertical	Pass
3568.000	-50.16	5.41	-13.0	37.16	21.00	Horizontal	Vertical	Pass
7239.000	-39.48	14.99	-13.0	26.48	346.00	Horizontal	Vertical	Pass
13335.437	-38.34	16.28	-13.0	25.34	288.00	Horizontal	Vertical	Pass

RSE (RF) _FCC PART22&24&27_GSM 1900 _1830-1920_30MHz-20GHz



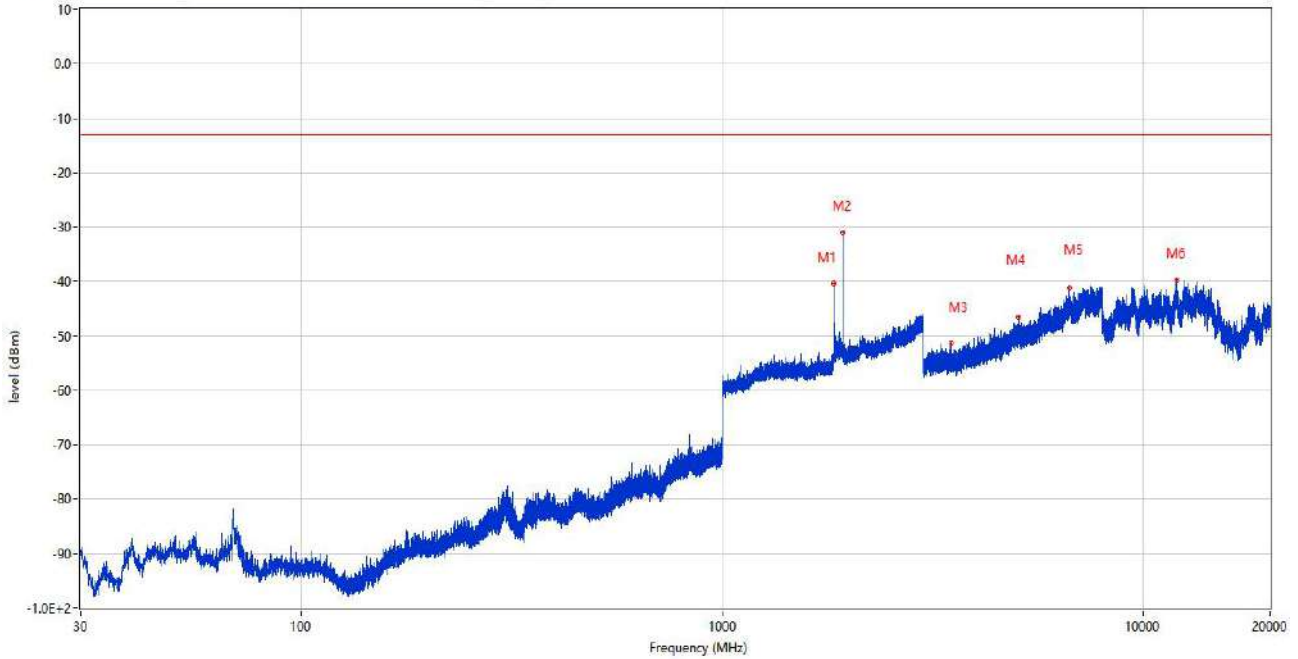
Frequency (MHz)	Result (dBm)	Factor (dB)	Limit (dBm)	Margin (dB)	Table (o)	ANT	EUT	Verdict
1912.000	-50.50	2.85	-13.0	37.50	0.00	Vertical	Vertical	Pass
2998.600	-45.45	9.10	-13.0	32.45	15.00	Vertical	Vertical	Pass
3842.750	-49.48	5.93	-13.0	36.48	193.00	Vertical	Vertical	Pass
6237.000	-42.04	11.74	-13.0	29.04	347.00	Vertical	Vertical	Pass
9457.063	-39.17	13.63	-13.0	26.17	260.00	Vertical	Vertical	Pass
13354.287	-37.87	16.76	-13.0	24.87	18.00	Vertical	Vertical	Pass

RSE (RF) _FCC PART22&24&27_GSM 1900 _1830-1920_30MHz-20GHz



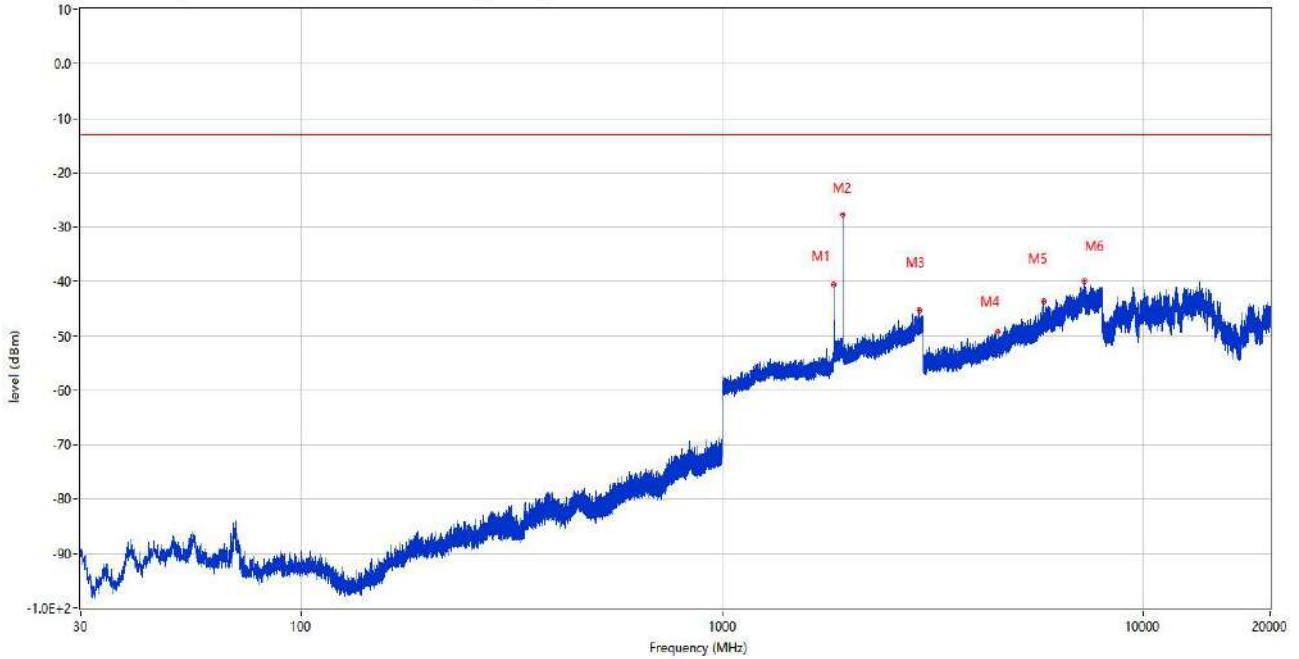
Frequency (MHz)	Result (dBm)	Factor (dB)	Limit (dBm)	Margin (dB)	Table (o)	ANT	EUT	Verdict
388.270	-73.58	-10.25	-13.0	60.58	35.00	Vertical	Horizontal	Pass
1910.500	-44.26	2.84	-13.0	31.26	31.00	Vertical	Horizontal	N/A
2996.600	-45.45	9.01	-13.0	32.45	3.00	Vertical	Horizontal	Pass
4683.750	-47.02	7.74	-13.0	34.02	223.00	Vertical	Horizontal	Pass
7232.000	-40.02	14.70	-13.0	27.02	85.00	Vertical	Horizontal	Pass
12470.938	-38.62	14.22	-13.0	25.62	140.00	Vertical	Horizontal	Pass

RSE (RF) _FCC PART22&24&27_CDMA BC1 & WCDMA Band 2 & LTE Band 2 & 25_1830-1920_30MHz-20GHz



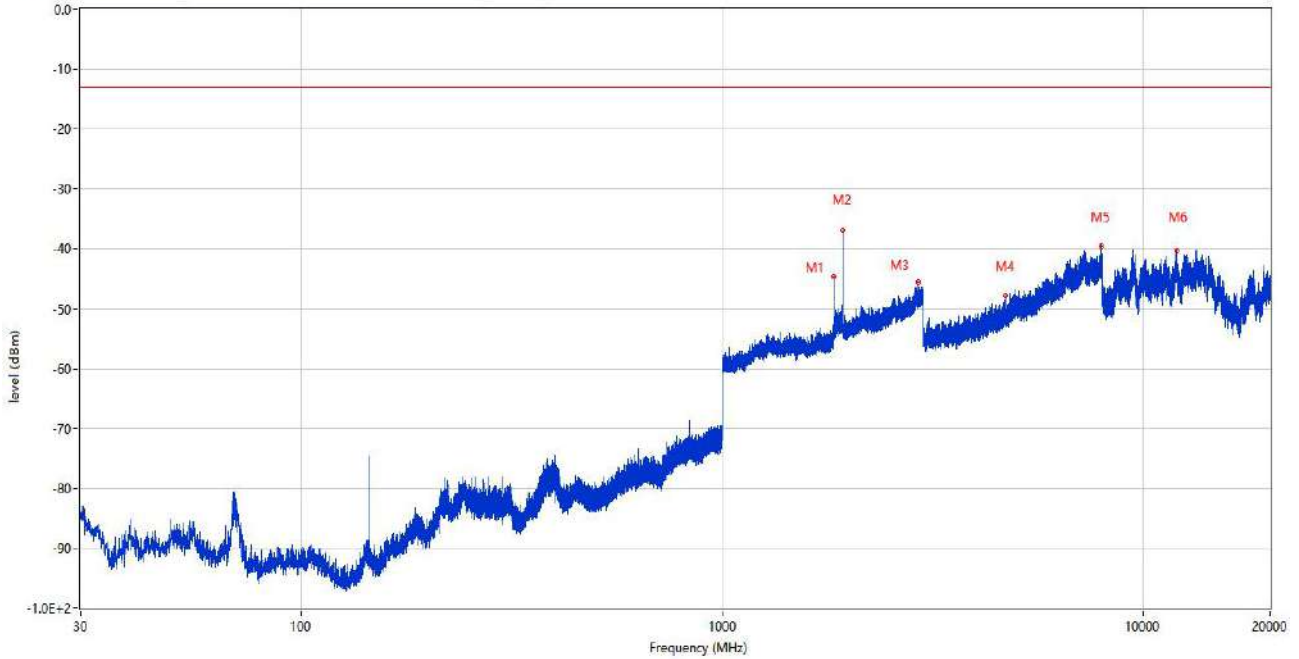
Frequency (MHz)	Result (dBm)	Factor (dB)	Limit (dBm)	Margin (dB)	Table (o)	ANT	EUT	Verdict
1840.300	-40.38	1.79	-13.0	27.38	107.00	Horizontal	Horizontal	N/A
1932.500	-31.10	2.04	-13.0	18.10	267.00	Horizontal	Horizontal	N/A
3493.750	-51.41	4.98	-13.0	38.41	20.00	Horizontal	Horizontal	Pass
5061.250	-46.49	9.84	-13.0	33.49	3.00	Horizontal	Horizontal	Pass
6661.000	-41.27	12.43	-13.0	28.27	154.00	Horizontal	Horizontal	Pass
11977.413	-39.69	14.02	-13.0	26.69	38.00	Horizontal	Horizontal	Pass

RSE (RF) _FCC PART22&24&27_CDMA BC1 & WCDMA Band 2 & LTE Band 2 & 25_1830-1920_30MHz-20GHz



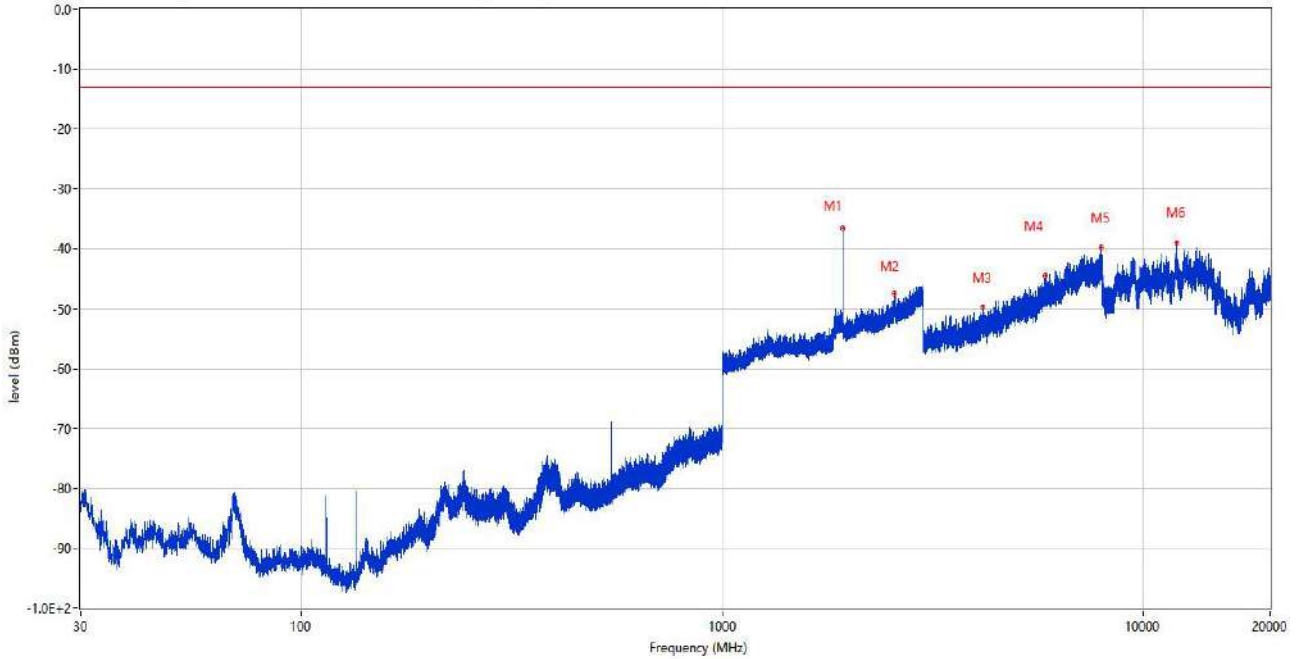
Frequency (MHz)	Result (dBm)	Factor (dB)	Limit (dBm)	Margin (dB)	Table (o)	ANT	EUT	Verdict
1841.400	-40.55	1.80	-13.0	27.55	360.00	Horizontal	Vertical	N/A
1933.800	-27.67	1.89	-13.0	14.67	226.00	Horizontal	Vertical	N/A
2934.400	-45.30	8.44	-13.0	32.30	360.00	Horizontal	Vertical	Pass
4505.750	-49.17	7.69	-13.0	36.17	126.00	Horizontal	Vertical	Pass
5791.750	-43.71	10.22	-13.0	30.71	126.00	Horizontal	Vertical	Pass
7245.500	-39.83	15.04	-13.0	26.83	0.00	Horizontal	Vertical	Pass

RSE (RF) _FCC PART22&24&27_CDMA BC1 & WCDMA Band 2 & LTE Band 2 & 25_1830-1920_30MHz-20GHz



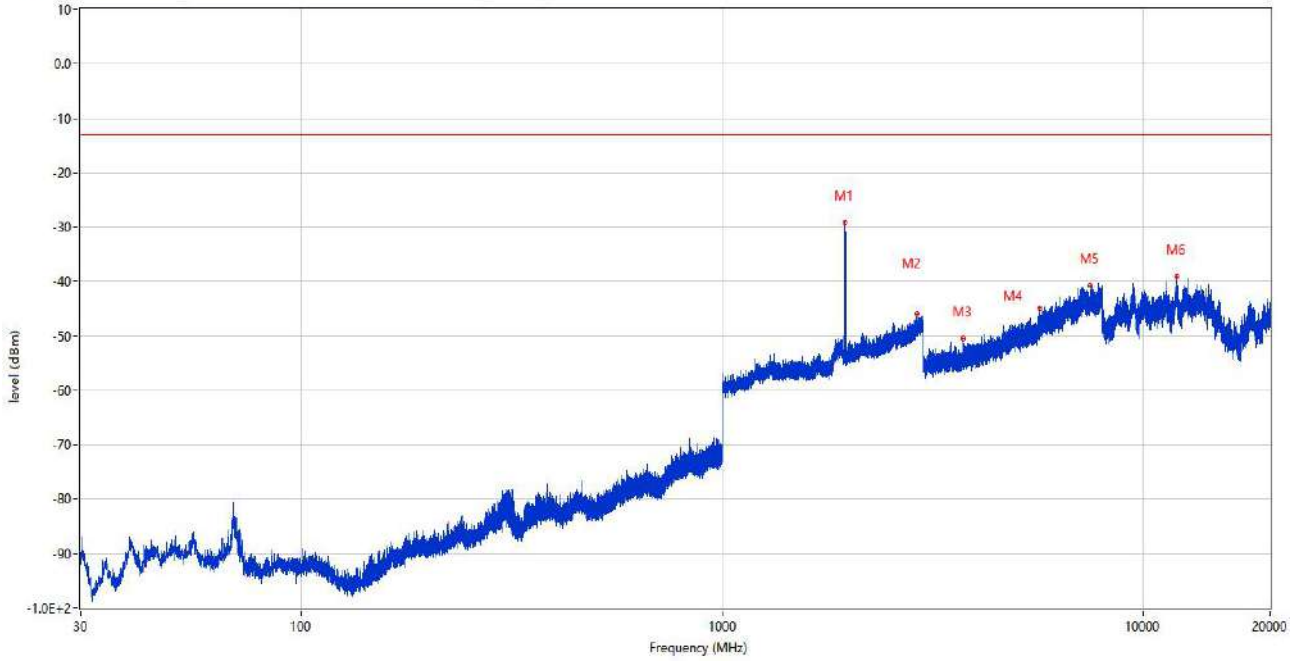
Frequency (MHz)	Result (dBm)	Factor (dB)	Limit (dBm)	Margin (dB)	Table (o)	ANT	EUT	Verdict
1841.700	-44.69	1.81	-13.0	31.69	48.00	Vertical	Vertical	N/A
1933.900	-36.89	1.87	-13.0	23.89	289.00	Vertical	Vertical	N/A
2928.200	-45.59	7.98	-13.0	32.59	259.00	Vertical	Vertical	Pass
4724.000	-47.90	7.22	-13.0	34.90	340.00	Vertical	Vertical	Pass
7950.500	-39.56	14.91	-13.0	26.56	348.00	Vertical	Vertical	Pass
11988.575	-40.32	14.02	-13.0	27.32	156.00	Vertical	Vertical	Pass

RSE (RF) _FCC PART22&24&27_CDMA BC1 & WCDMA Band 2 & LTE Band 2 & 25_1830-1920_30MHz-20GHz



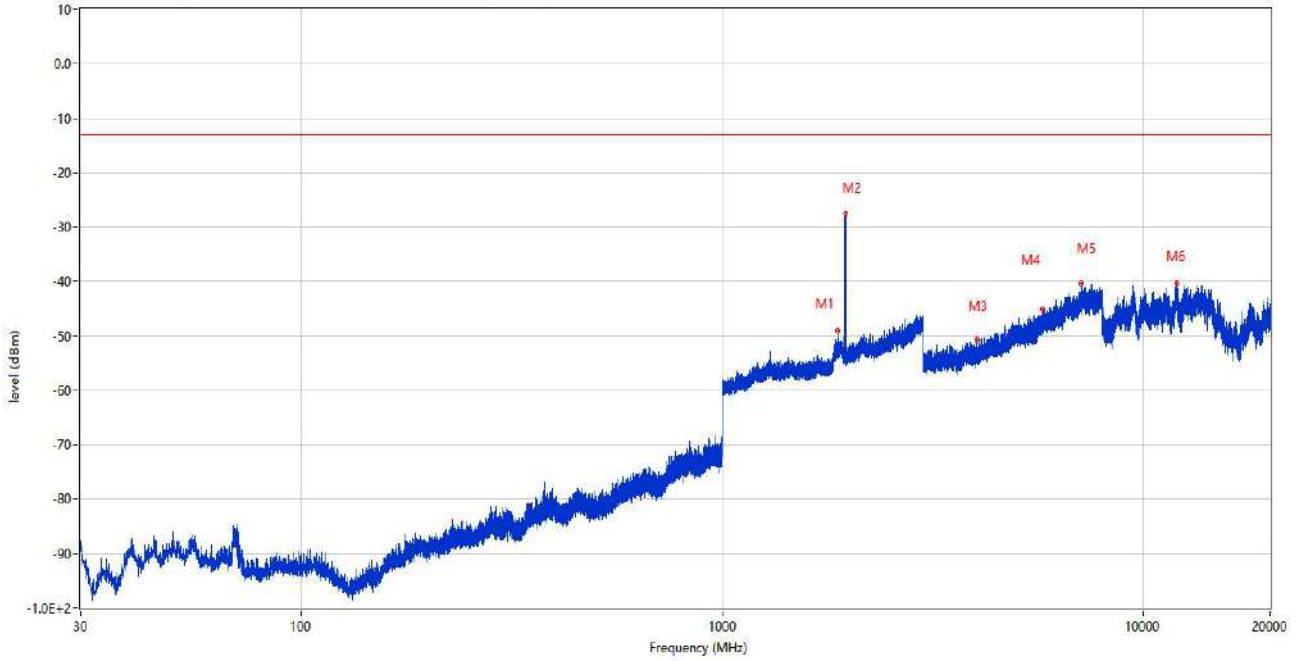
Frequency (MHz)	Result (dBm)	Factor (dB)	Limit (dBm)	Margin (dB)	Table (o)	ANT	EUT	Verdict
1932.900	-36.45	2.02	-13.0	23.45	108.00	Vertical	Horizontal	N/A
2559.800	-47.41	6.43	-13.0	34.41	360.00	Vertical	Horizontal	Pass
4161.250	-49.73	5.73	-13.0	36.73	109.00	Vertical	Horizontal	Pass
5860.250	-44.49	10.84	-13.0	31.49	6.00	Vertical	Horizontal	Pass
7939.250	-39.80	15.05	-13.0	26.80	239.00	Vertical	Horizontal	Pass
12006.388	-38.96	13.88	-13.0	25.96	317.00	Vertical	Horizontal	Pass

RSE (RF) _FCC PART22&24&27_CDMA BC1 & WCDMA Band 2 & LTE Band 2 & 25 _1830-1920_30MHz-20GHz



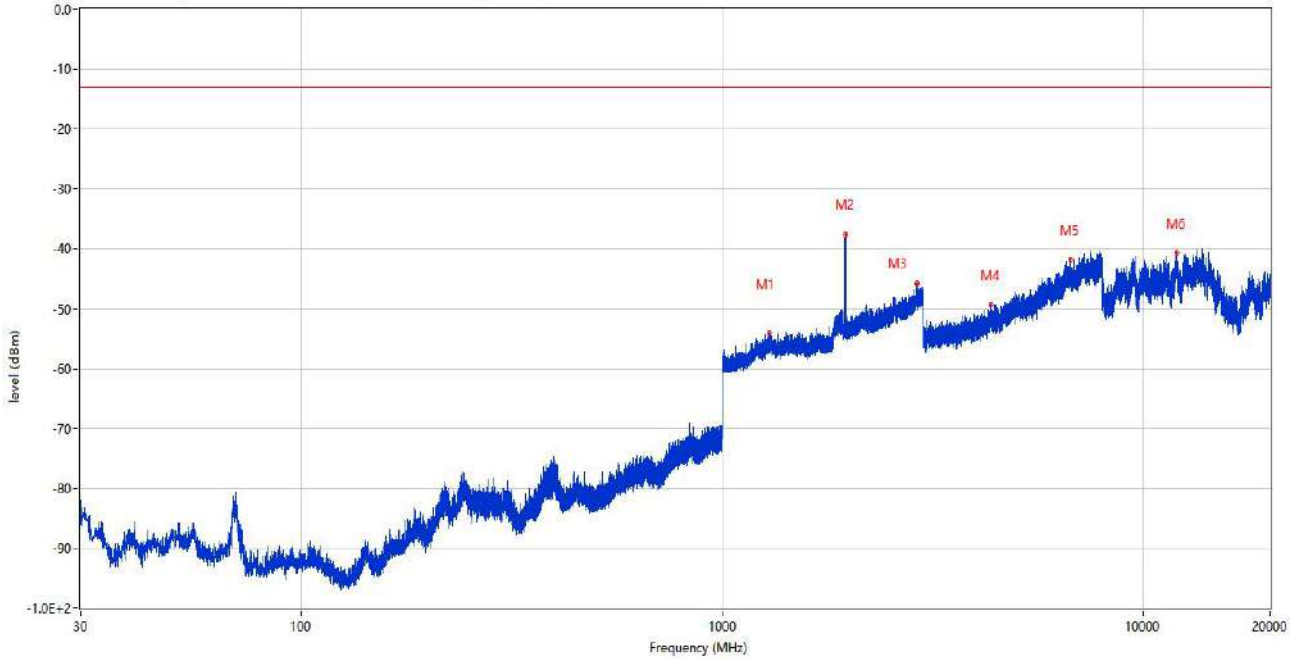
Frequency (MHz)	Result (dBm)	Factor (dB)	Limit (dBm)	Margin (dB)	Table (o)	ANT	EUT	Verdict
1959.900	-29.16	0.90	-13.0	16.16	241.00	Horizontal	Horizontal	N/A
2915.100	-46.01	8.63	-13.0	33.01	360.00	Horizontal	Horizontal	Pass
3728.000	-50.50	5.52	-13.0	37.50	271.00	Horizontal	Horizontal	Pass
5685.500	-44.88	9.60	-13.0	31.88	172.00	Horizontal	Horizontal	Pass
7475.750	-40.73	14.66	-13.0	27.73	106.00	Horizontal	Horizontal	Pass
12004.013	-39.14	13.93	-13.0	26.14	99.00	Horizontal	Horizontal	Pass

RSE (RF) _FCC PART22&24&27_CDMA BC1 & WCDMA Band 2 & LTE Band 2 & 25_1830-1920_30MHz-20GHz



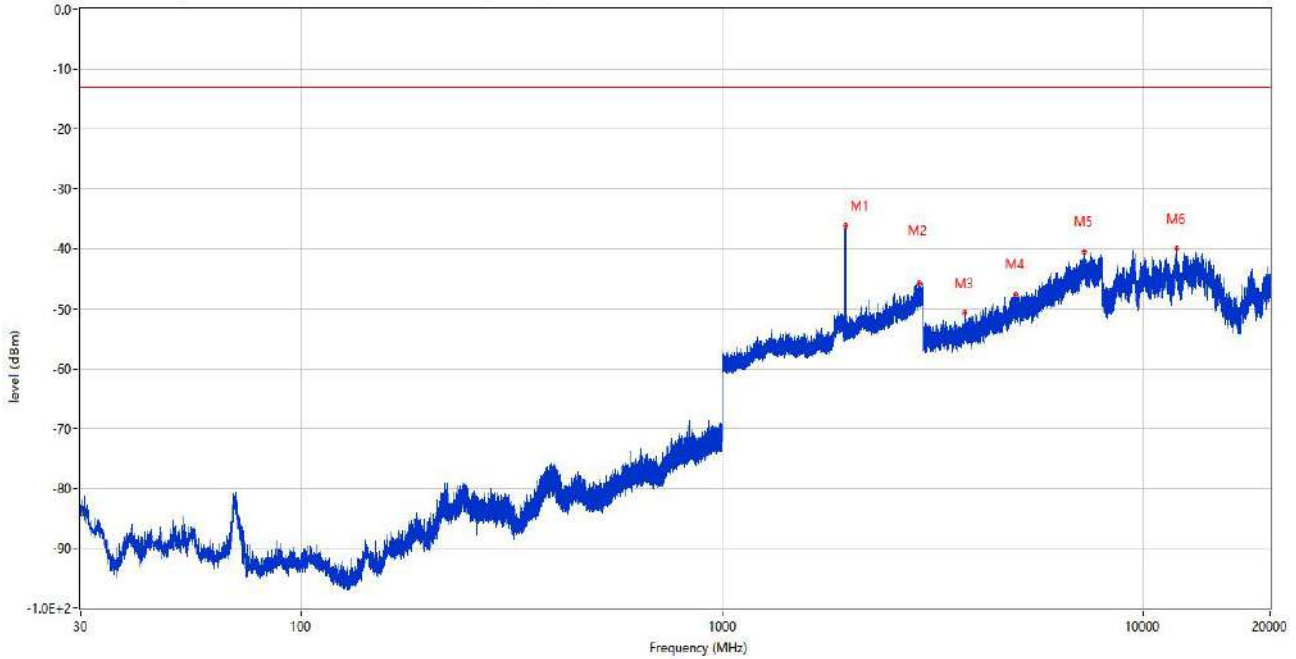
Frequency (MHz)	Result (dBm)	Factor (dB)	Limit (dBm)	Margin (dB)	Table (o)	ANT	EUT	Verdict
1881.100	-49.11	2.45	-13.0	36.11	202.00	Horizontal	Vertical	N/A
1961.700	-27.44	1.01	-13.0	14.44	221.00	Horizontal	Vertical	N/A
4033.500	-50.66	6.64	-13.0	37.66	115.00	Horizontal	Vertical	Pass
5773.000	-45.06	10.54	-13.0	32.06	283.00	Horizontal	Vertical	Pass
7138.000	-40.30	14.00	-13.0	27.30	243.00	Horizontal	Vertical	Pass
11999.974	-40.39	14.01	-13.0	27.39	110.00	Horizontal	Vertical	Pass

RSE (RF) _FCC PART22&24&27_CDMA BC1 & WCDMA Band 2 & LTE Band 2 & 25 _1830-1920_30MHz-20GHz



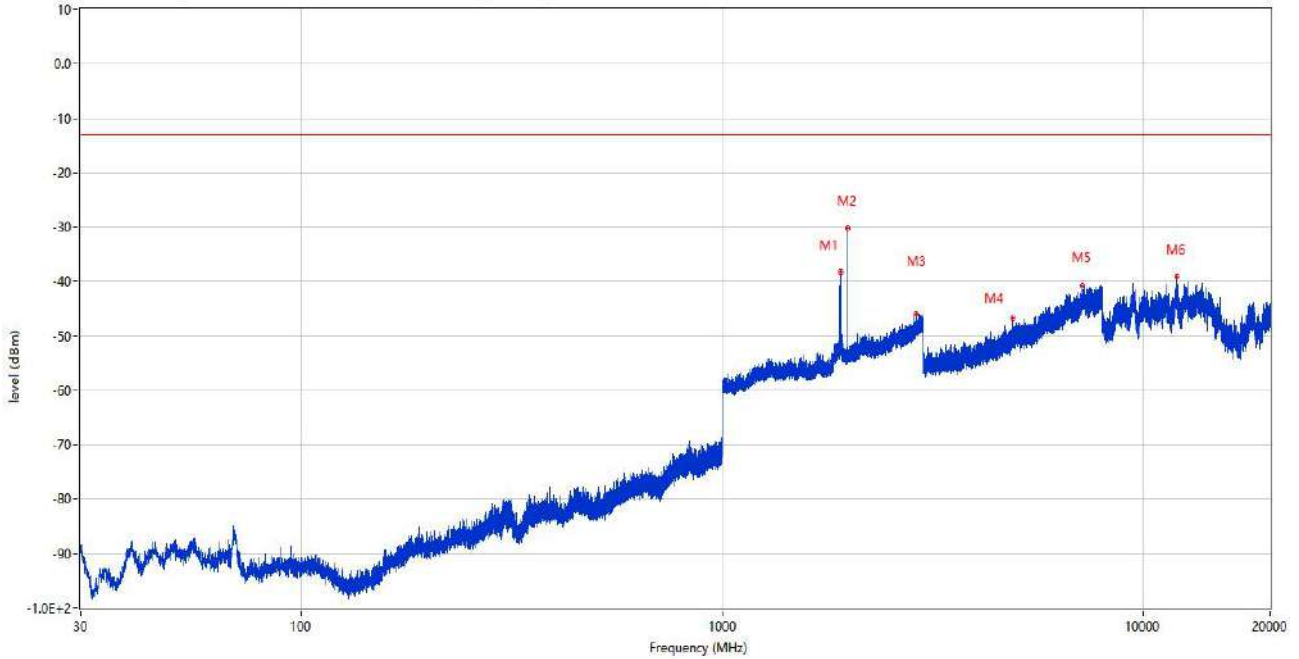
Frequency (MHz)	Result (dBm)	Factor (dB)	Limit (dBm)	Margin (dB)	Table (o)	ANT	EUT	Verdict
1293.700	-53.96	-1.10	-13.0	40.96	360.00	Vertical	Vertical	Pass
1962.000	-37.65	1.03	-13.0	24.65	114.00	Vertical	Vertical	N/A
2912.800	-45.70	8.55	-13.0	32.70	3.00	Vertical	Vertical	Pass
4344.500	-49.39	7.31	-13.0	36.39	333.00	Vertical	Vertical	Pass
6713.750	-41.85	13.13	-13.0	28.85	147.00	Vertical	Vertical	Pass
12005.437	-40.76	13.90	-13.0	27.76	360.00	Vertical	Vertical	Pass

RSE (RF) _FCC PART22&24&27_CDMA BC1 & WCDMA Band 2 & LTE Band 2 & 25_1830-1920_30MHz-20GHz



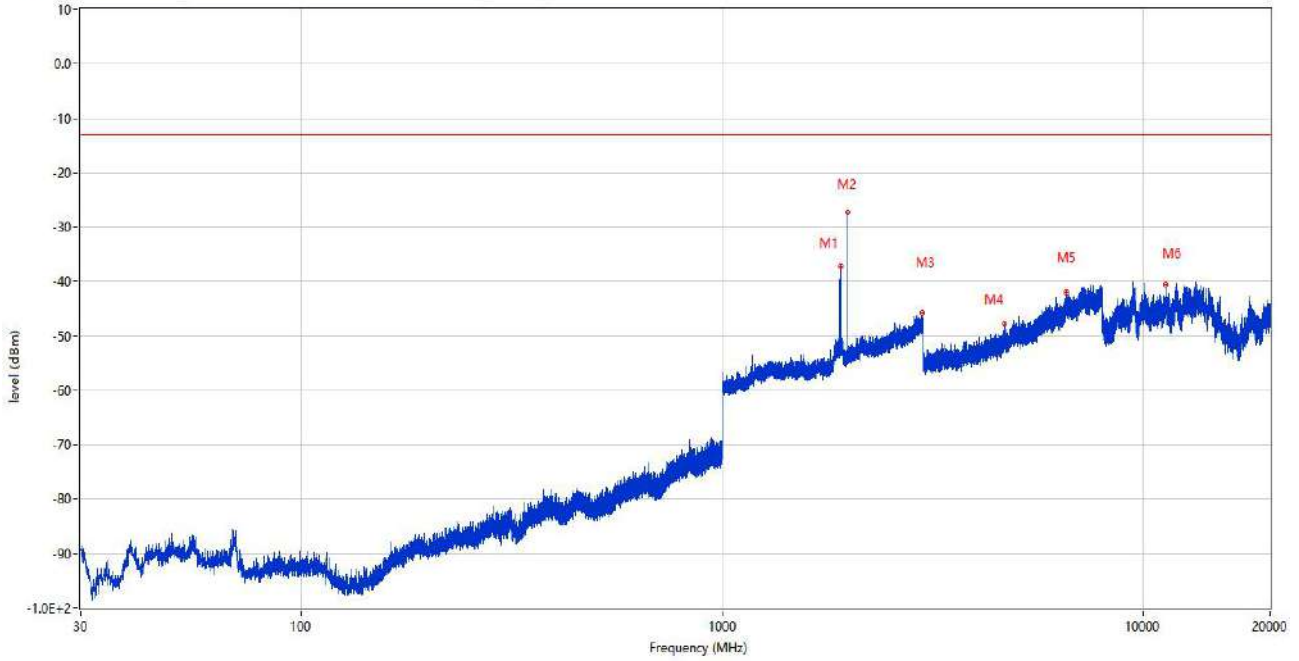
Frequency (MHz)	Result (dBm)	Factor (dB)	Limit (dBm)	Margin (dB)	Table (o)	ANT	EUT	Verdict
1961.800	-36.24	1.02	-13.0	23.24	229.00	Vertical	Horizontal	N/A
2931.600	-45.81	8.20	-13.0	32.81	159.00	Vertical	Horizontal	Pass
3775.000	-50.71	6.05	-13.0	37.71	360.00	Vertical	Horizontal	Pass
4989.250	-47.56	9.12	-13.0	34.56	360.00	Vertical	Horizontal	Pass
7251.000	-40.48	14.83	-13.0	27.48	360.00	Vertical	Horizontal	Pass
11989.287	-39.95	14.02	-13.0	26.95	0.00	Vertical	Horizontal	Pass

RSE (RF) _FCC PART22&24&27_CDMA BC1 & WCDMA Band 2 & LTE Band 2 & 25_1830-1920_30MHz-20GHz



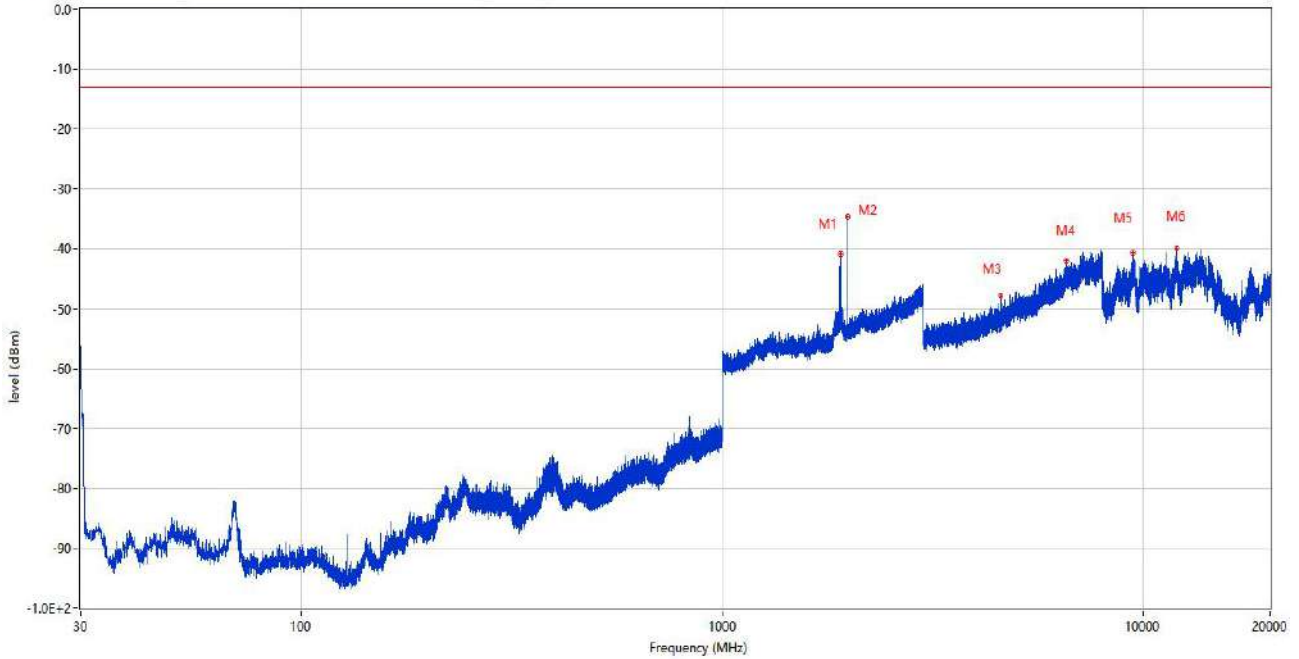
Frequency (MHz)	Result (dBm)	Factor (dB)	Limit (dBm)	Margin (dB)	Table (o)	ANT	EUT	Verdict
1909.800	-38.21	2.84	-13.0	25.21	121.00	Horizontal	Horizontal	N/A
1989.500	-30.28	0.84	-13.0	17.28	263.00	Horizontal	Horizontal	N/A
2896.400	-45.90	8.95	-13.0	32.90	311.00	Horizontal	Horizontal	Pass
4909.750	-46.81	8.36	-13.0	33.81	360.00	Horizontal	Horizontal	Pass
7149.250	-40.68	14.31	-13.0	27.68	3.00	Horizontal	Horizontal	Pass
11991.187	-39.07	14.02	-13.0	26.07	258.00	Horizontal	Horizontal	Pass

RSE (RF) _FCC PART22&24&27_CDMA BC1 & WCDMA Band 2 & LTE Band 2 & 25_1830-1920_30MHz-20GHz



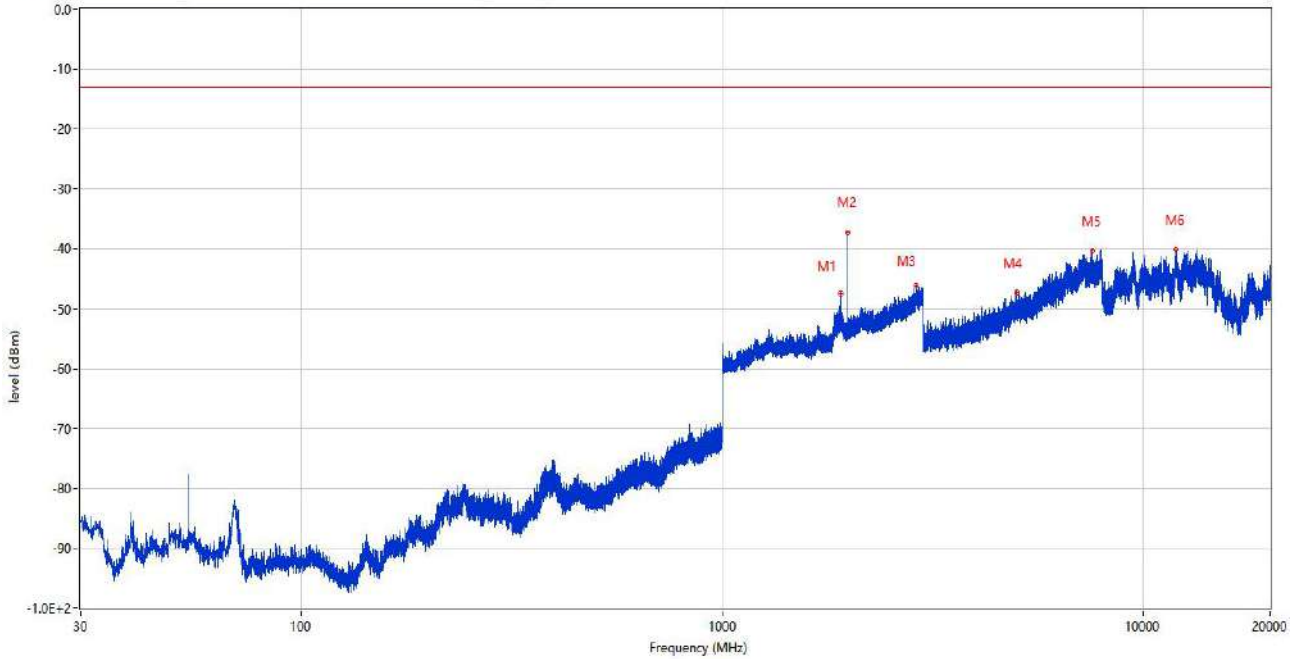
Frequency (MHz)	Result (dBm)	Factor (dB)	Limit (dBm)	Margin (dB)	Table (o)	ANT	EUT	Verdict
1909.300	-37.27	2.84	-13.0	24.27	322.00	Horizontal	Vertical	N/A
1988.900	-27.20	0.83	-13.0	14.20	233.00	Horizontal	Vertical	N/A
2988.400	-45.79	9.22	-13.0	32.79	360.00	Horizontal	Vertical	Pass
4694.000	-47.83	7.44	-13.0	34.83	18.00	Horizontal	Vertical	Pass
6572.500	-42.07	13.05	-13.0	29.07	118.00	Horizontal	Vertical	Pass
11304.575	-40.63	14.09	-13.0	27.63	340.00	Horizontal	Vertical	Pass

RSE (RF) _FCC PART22&24&27_CDMA BC1 & WCDMA Band 2 & LTE Band 2 & 25 _1830-1920_30MHz-20GHz



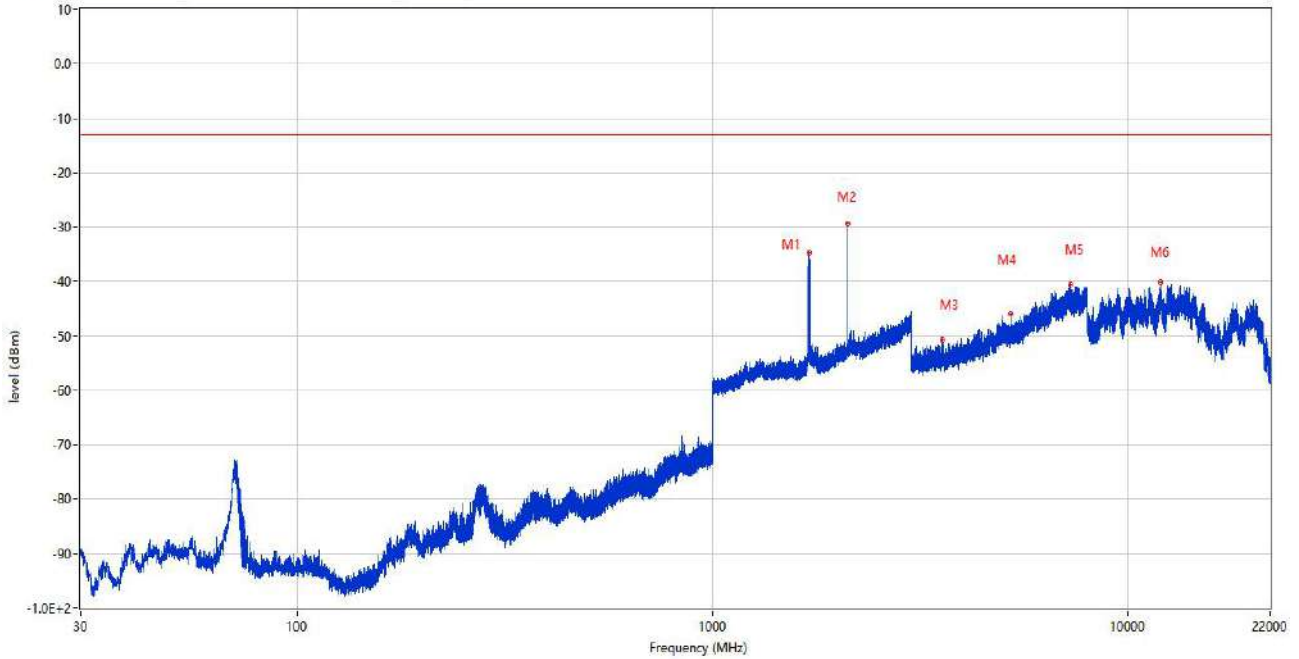
Frequency (MHz)	Result (dBm)	Factor (dB)	Limit (dBm)	Margin (dB)	Table (o)	ANT	EUT	Verdict
1909.700	-40.83	2.84	-13.0	27.83	50.00	Vertical	Vertical	N/A
1989.600	-34.66	0.84	-13.0	21.66	245.00	Vertical	Vertical	N/A
4600.500	-47.89	7.17	-13.0	34.89	360.00	Vertical	Vertical	Pass
6577.000	-42.07	13.24	-13.0	29.07	131.00	Vertical	Vertical	Pass
9458.725	-40.63	13.60	-13.0	27.63	360.00	Vertical	Vertical	Pass
11994.037	-39.99	14.01	-13.0	26.99	151.00	Vertical	Vertical	Pass

RSE (RF) _FCC PART22&24&27_CDMA BC1 & WCDMA Band 2 & LTE Band 2 & 25_1830-1920_30MHz-20GHz



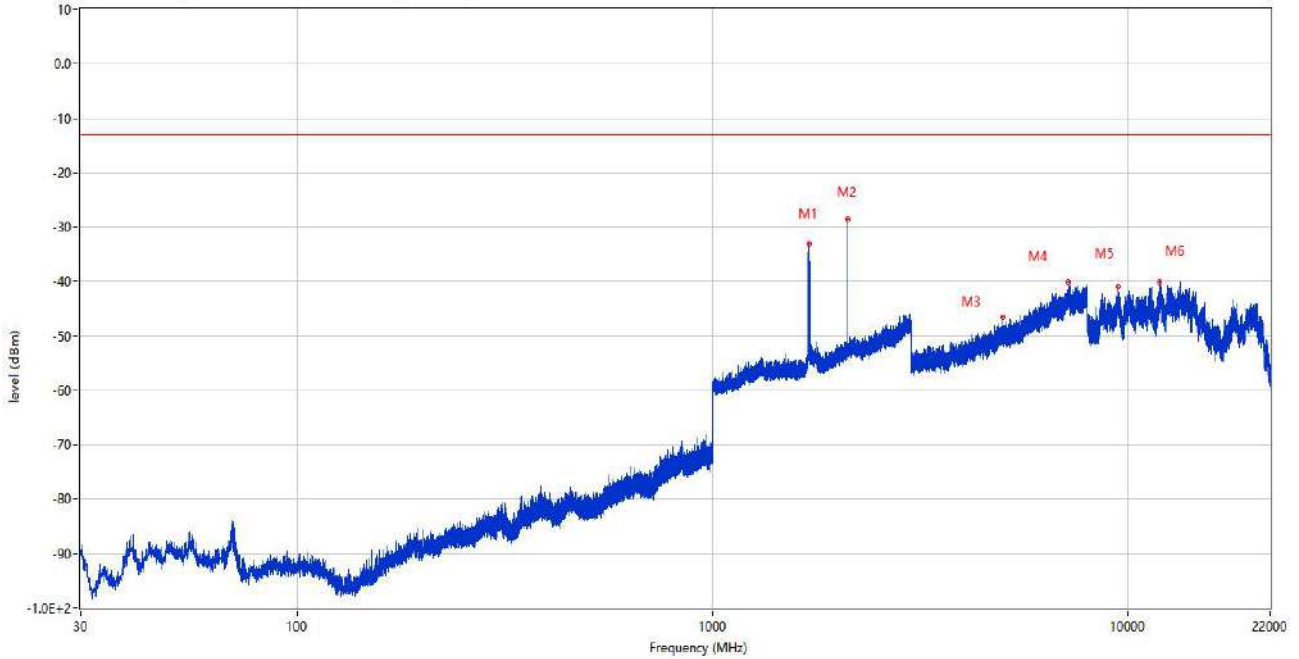
Frequency (MHz)	Result (dBm)	Factor (dB)	Limit (dBm)	Margin (dB)	Table (o)	ANT	EUT	Verdict
1909.500	-47.39	2.84	-13.0	34.39	193.00	Vertical	Horizontal	N/A
1987.100	-37.21	0.80	-13.0	24.21	294.00	Vertical	Horizontal	N/A
2889.400	-46.11	9.36	-13.0	33.11	9.00	Vertical	Horizontal	Pass
5000.500	-47.29	9.05	-13.0	34.29	0.00	Vertical	Horizontal	Pass
7546.750	-40.36	13.66	-13.0	27.36	0.00	Vertical	Horizontal	Pass
11949.388	-40.21	14.03	-13.0	27.21	360.00	Vertical	Horizontal	Pass

RSE (RF) _FCC PART22&24&27_WCDMA Band 4 & LTE Band 4 & 66_1710-1785_30MHz-20GHz



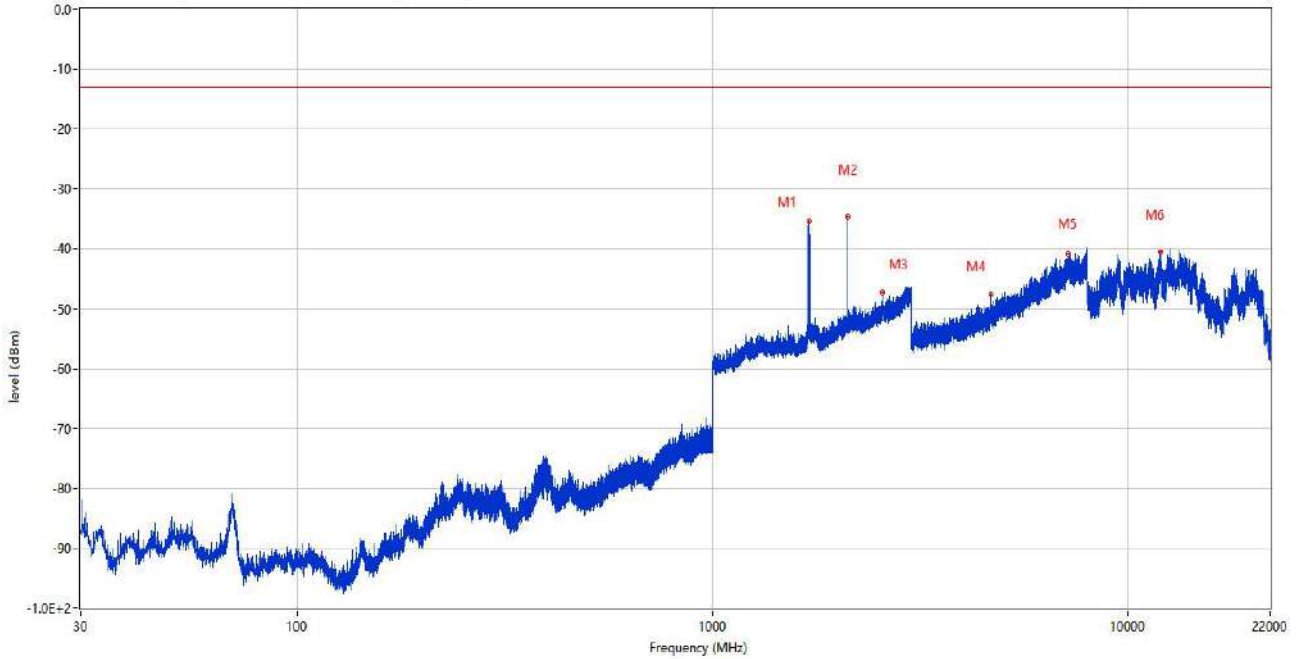
Frequency (MHz)	Result (dBm)	Factor (dB)	Limit (dBm)	Margin (dB)	Table (o)	ANT	EUT	Verdict
1701.500	-34.65	1.40	-13.0	21.65	205.00	Horizontal	Horizontal	N/A
2113.700	-29.41	2.48	-13.0	16.41	224.00	Horizontal	Horizontal	N/A
3568.750	-50.77	5.46	-13.0	37.77	0.00	Horizontal	Horizontal	Pass
5222.500	-46.03	9.00	-13.0	33.03	0.00	Horizontal	Horizontal	Pass
7250.500	-40.61	14.81	-13.0	27.61	126.00	Horizontal	Horizontal	Pass
11968.388	-40.19	14.03	-13.0	27.19	3.00	Horizontal	Horizontal	Pass

RSE (RF) _FCC PART22&24&27_WCDMA Band 4 & LTE Band 4 & 66_1710-1785_30MHz-20GHz



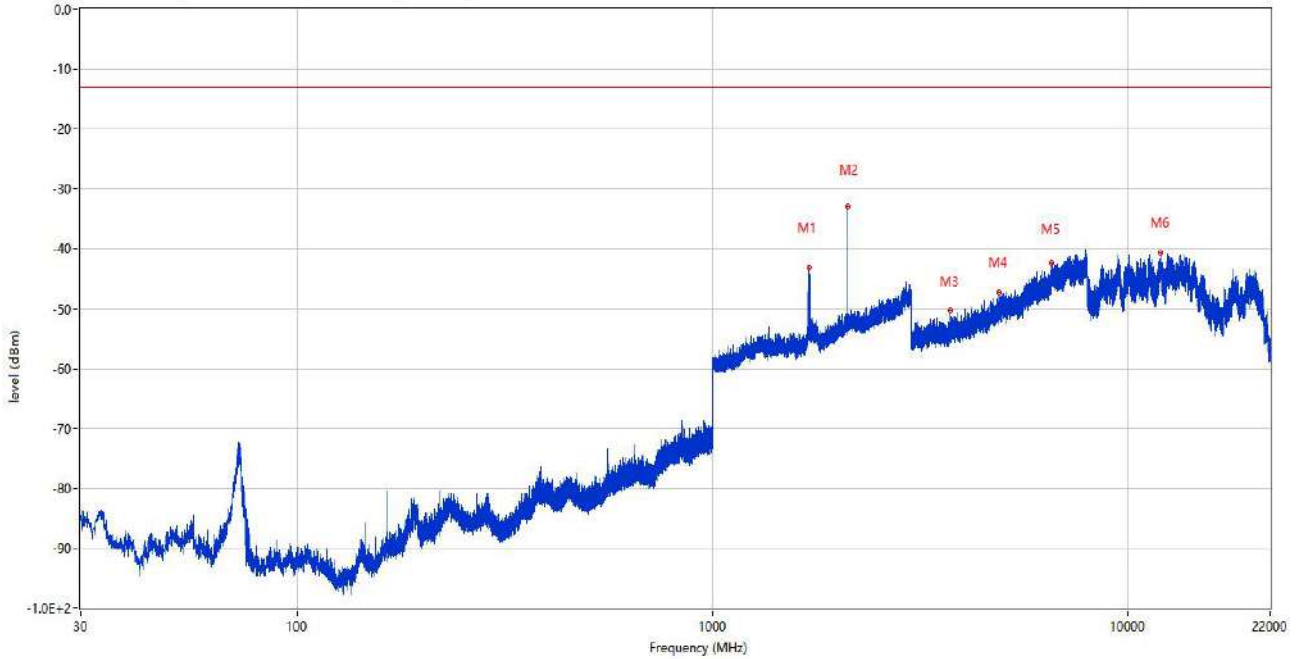
Frequency (MHz)	Result (dBm)	Factor (dB)	Limit (dBm)	Margin (dB)	Table (o)	ANT	EUT	Verdict
1701.800	-33.11	1.40	-13.0	20.11	0.00	Horizontal	Vertical	N/A
2112.500	-28.58	2.48	-13.0	15.58	212.00	Horizontal	Vertical	N/A
4996.750	-46.50	9.13	-13.0	33.50	19.00	Horizontal	Vertical	Pass
7196.000	-40.14	14.06	-13.0	27.14	99.00	Horizontal	Vertical	Pass
9458.725	-40.86	13.60	-13.0	27.86	223.00	Horizontal	Vertical	Pass
11923.262	-40.09	13.81	-13.0	27.09	39.00	Horizontal	Vertical	Pass

RSE (RF) _FCC PART22&24&27_WCDMA Band 4 & LTE Band 4 & 66_1710-1785_30MHz-20GHz



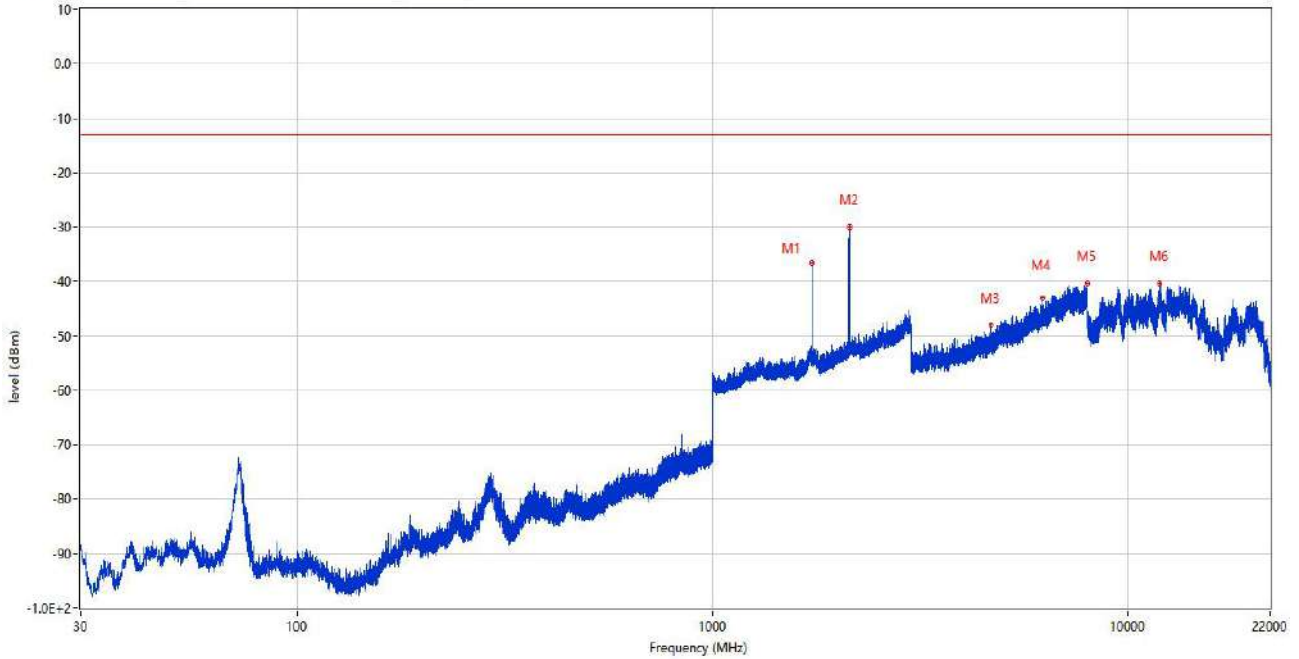
Frequency (MHz)	Result (dBm)	Factor (dB)	Limit (dBm)	Margin (dB)	Table (o)	ANT	EUT	Verdict
1701.300	-35.34	1.40	-13.0	22.34	29.00	Vertical	Vertical	N/A
2112.300	-34.59	2.47	-13.0	21.59	360.00	Vertical	Vertical	N/A
2564.500	-47.32	6.66	-13.0	34.32	172.00	Vertical	Vertical	Pass
4679.250	-47.73	7.85	-13.0	34.73	52.00	Vertical	Vertical	Pass
7203.500	-40.87	13.99	-13.0	27.87	0.00	Vertical	Vertical	Pass
12008.526	-40.48	13.83	-13.0	27.48	180.00	Vertical	Vertical	Pass

RSE (RF) _FCC PART22&24&27_WCDMA Band 4 & LTE Band 4 & 66_1710-1785_30MHz-20GHz



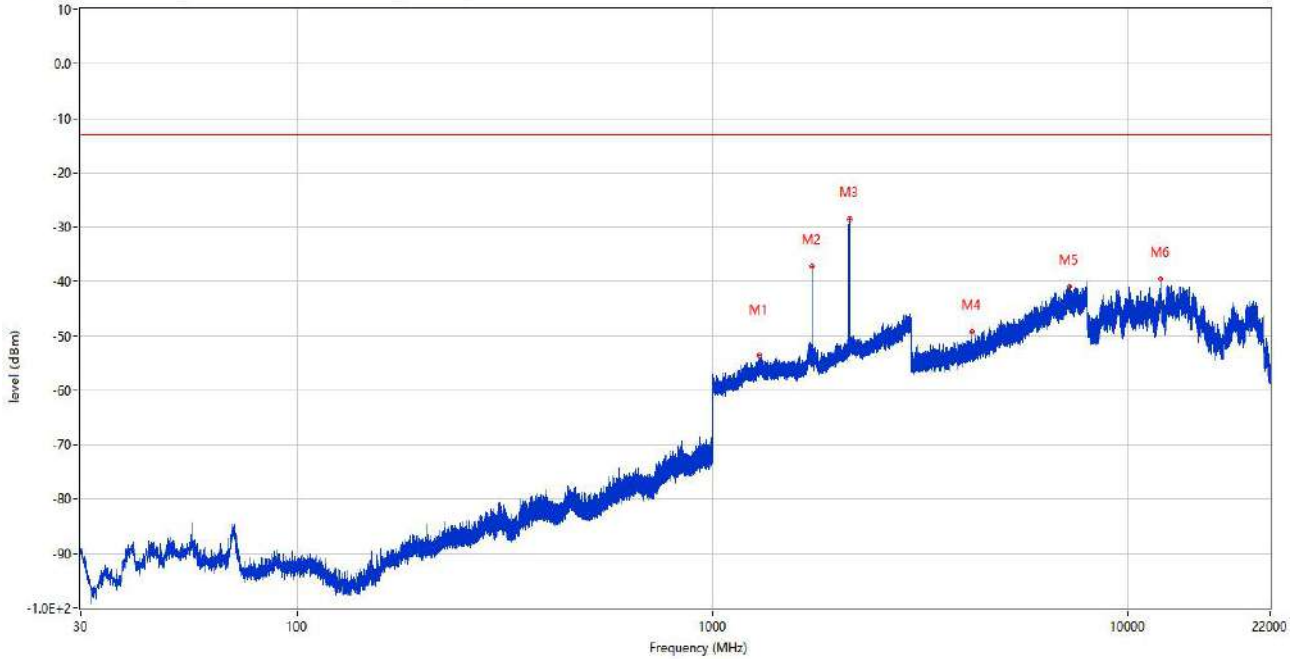
Frequency (MHz)	Result (dBm)	Factor (dB)	Limit (dBm)	Margin (dB)	Table (o)	ANT	EUT	Verdict
1701.900	-43.19	1.39	-13.0	30.19	25.00	Vertical	Horizontal	N/A
2113.200	-33.04	2.47	-13.0	20.04	360.00	Vertical	Horizontal	N/A
3739.250	-50.29	5.06	-13.0	37.29	194.00	Vertical	Horizontal	Pass
4878.500	-47.24	8.03	-13.0	34.24	233.00	Vertical	Horizontal	Pass
6557.500	-42.42	12.58	-13.0	29.42	7.00	Vertical	Horizontal	Pass
11993.800	-40.69	14.01	-13.0	27.69	62.00	Vertical	Horizontal	Pass

RSE (RF) _FCC PART22&24&27_WCDMA Band 4 & LTE Band 4 & 66_1710-1785_30MHz-20GHz



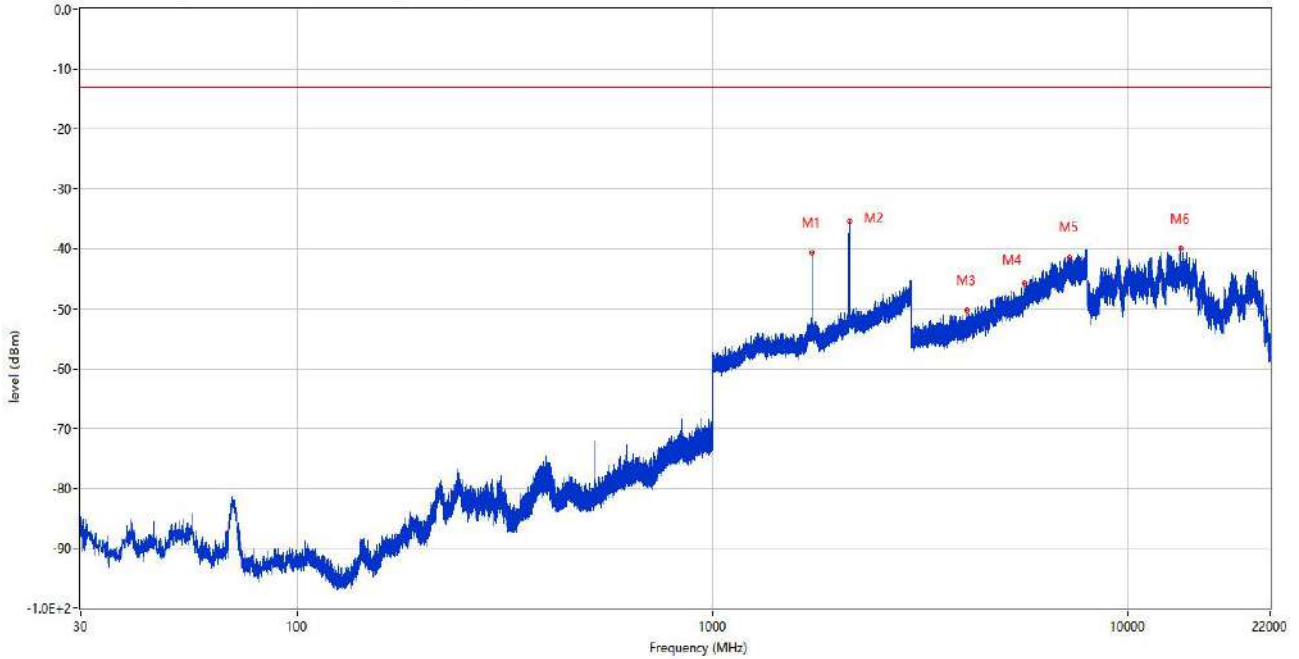
Frequency (MHz)	Result (dBm)	Factor (dB)	Limit (dBm)	Margin (dB)	Table (o)	ANT	EUT	Verdict
1732.000	-36.56	1.13	-13.0	23.56	203.00	Horizontal	Horizontal	N/A
2134.600	-30.01	2.74	-13.0	17.01	232.00	Horizontal	Horizontal	N/A
4674.250	-47.95	7.91	-13.0	34.95	360.00	Horizontal	Horizontal	Pass
6239.000	-43.08	11.74	-13.0	30.08	17.00	Horizontal	Horizontal	Pass
7993.500	-40.40	14.46	-13.0	27.40	360.00	Horizontal	Horizontal	Pass
11964.588	-40.31	14.03	-13.0	27.31	295.00	Horizontal	Horizontal	Pass

RSE (RF) _FCC PART22&24&27_WCDMA Band 4 & LTE Band 4 & 66_1710-1785_30MHz-20GHz



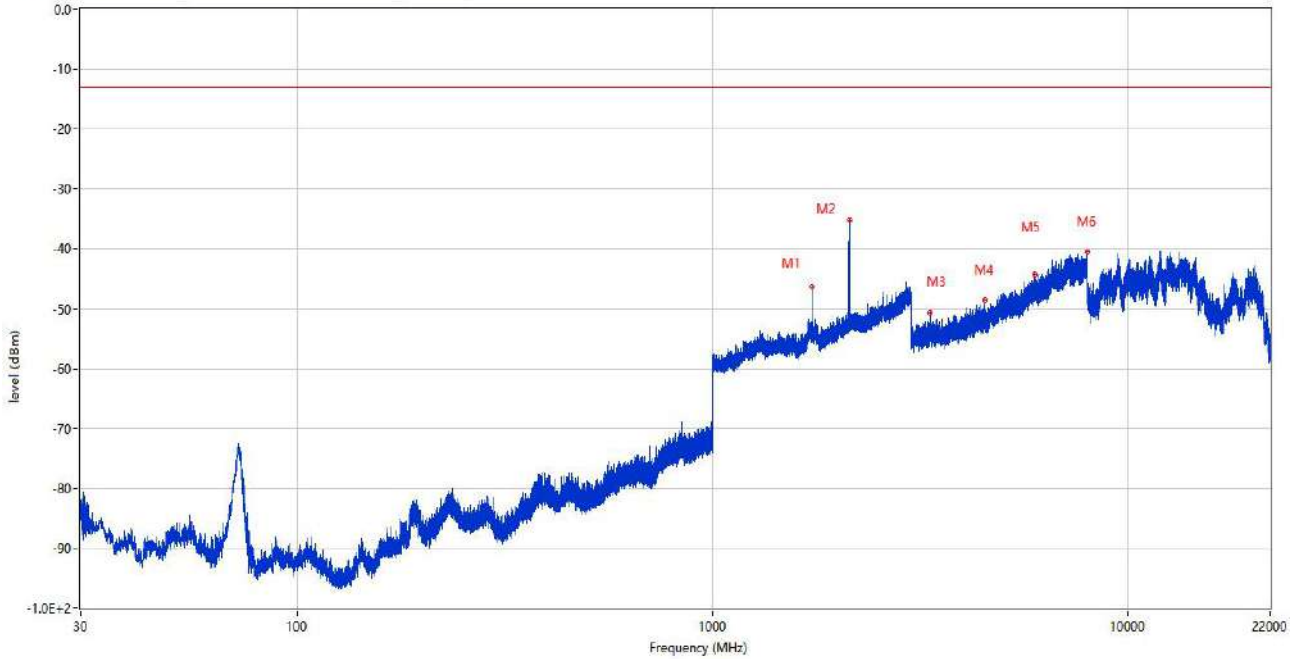
Frequency (MHz)	Result (dBm)	Factor (dB)	Limit (dBm)	Margin (dB)	Table (o)	ANT	EUT	Verdict
1294.900	-53.70	-1.08	-13.0	40.70	54.00	Horizontal	Vertical	Pass
1732.100	-37.31	1.13	-13.0	24.31	176.00	Horizontal	Vertical	N/A
2133.200	-28.59	2.72	-13.0	15.59	214.00	Horizontal	Vertical	N/A
4200.000	-49.21	6.45	-13.0	36.21	346.00	Horizontal	Vertical	Pass
7221.250	-40.97	14.11	-13.0	27.97	70.00	Horizontal	Vertical	Pass
12006.150	-39.56	13.88	-13.0	26.56	18.00	Horizontal	Vertical	Pass

RSE (RF) _FCC PART22&24&27_WCDMA Band 4 & LTE Band 4 & 66_1710-1785_30MHz-20GHz



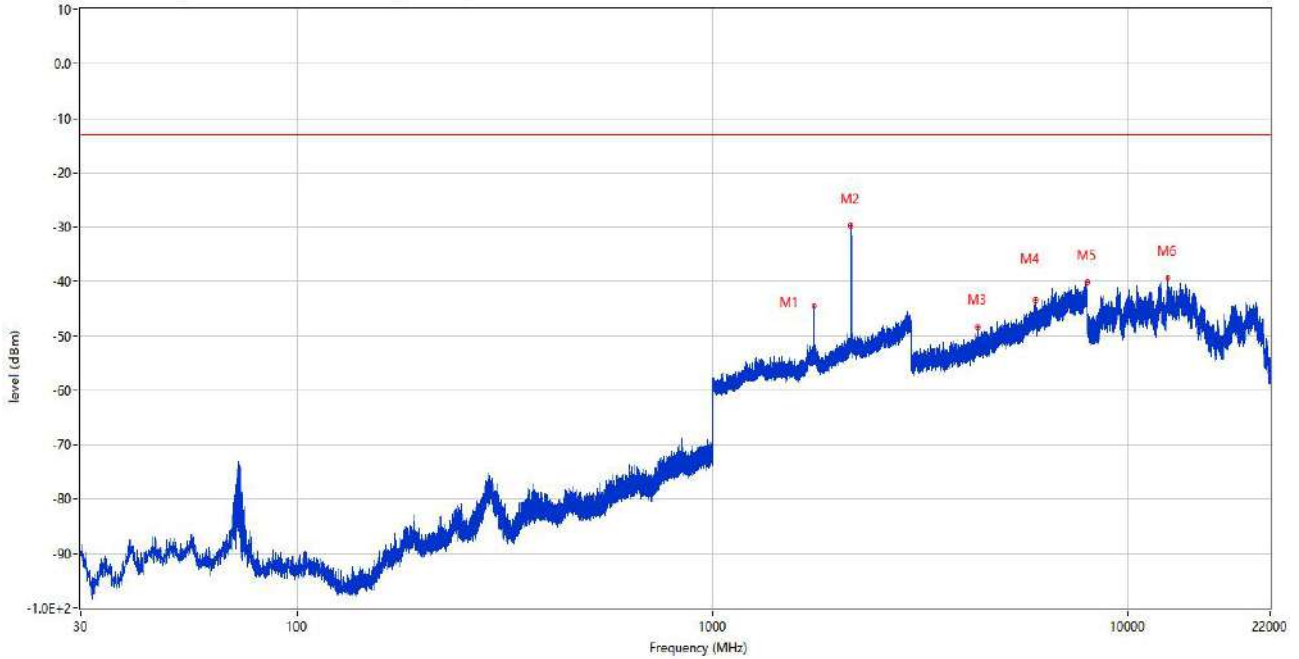
Frequency (MHz)	Result (dBm)	Factor (dB)	Limit (dBm)	Margin (dB)	Table (o)	ANT	EUT	Verdict
1732.600	-40.73	1.12	-13.0	27.73	36.00	Vertical	Vertical	N/A
2134.100	-35.38	2.72	-13.0	22.38	25.00	Vertical	Vertical	N/A
4106.250	-50.29	6.59	-13.0	37.29	119.00	Vertical	Vertical	Pass
5644.000	-45.81	9.73	-13.0	32.81	0.00	Vertical	Vertical	Pass
7233.250	-41.37	14.76	-13.0	28.37	291.00	Vertical	Vertical	Pass
13387.787	-39.96	16.70	-13.0	26.96	3.00	Vertical	Vertical	Pass

RSE (RF) _FCC PART22&24&27_WCDMA Band 4 & LTE Band 4 & 66_1710-1785_30MHz-20GHz



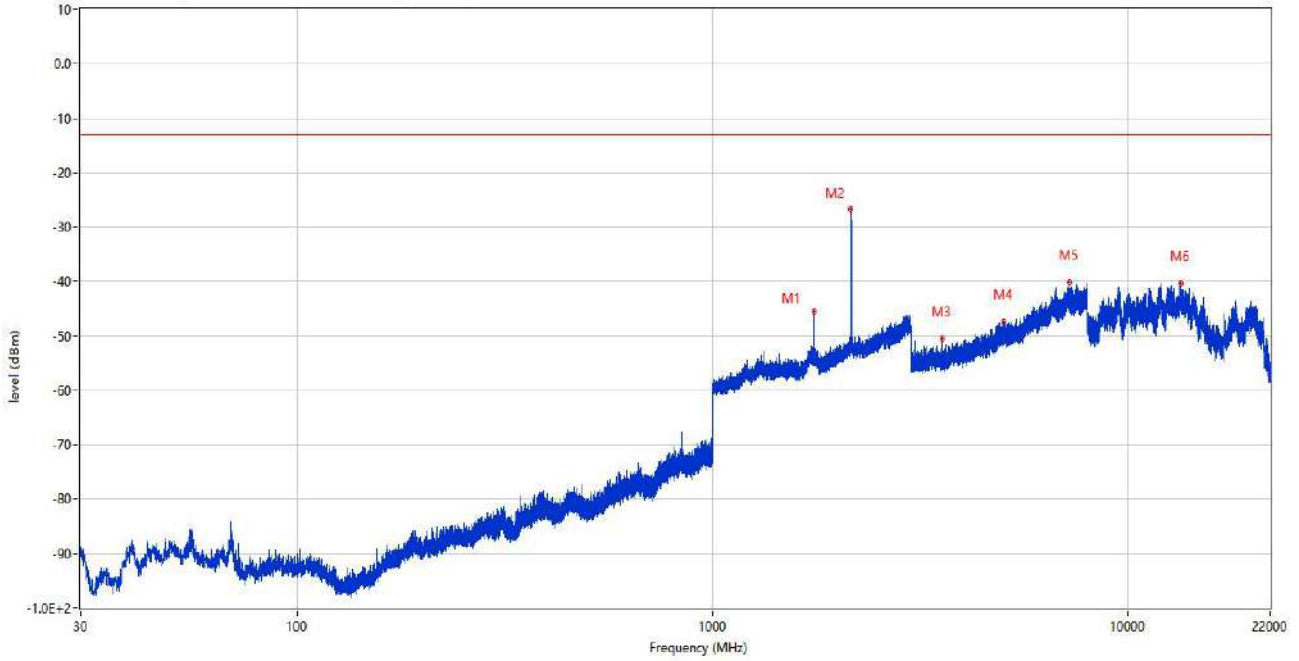
Frequency (MHz)	Result (dBm)	Factor (dB)	Limit (dBm)	Margin (dB)	Table (o)	ANT	EUT	Verdict
1732.200	-46.34	1.13	-13.0	33.34	13.00	Vertical	Horizontal	N/A
2132.300	-35.19	2.66	-13.0	22.19	3.00	Vertical	Horizontal	N/A
3331.000	-50.71	4.66	-13.0	37.71	0.00	Vertical	Horizontal	Pass
4515.750	-48.60	8.00	-13.0	35.60	360.00	Vertical	Horizontal	Pass
5944.250	-44.21	10.85	-13.0	31.21	144.00	Vertical	Horizontal	Pass
7976.500	-40.48	14.74	-13.0	27.48	53.00	Vertical	Horizontal	Pass

RSE (RF) _FCC PART22&24&27_WCDMA Band 4 & LTE Band 4 & 66_1710-1785_30MHz-20GHz



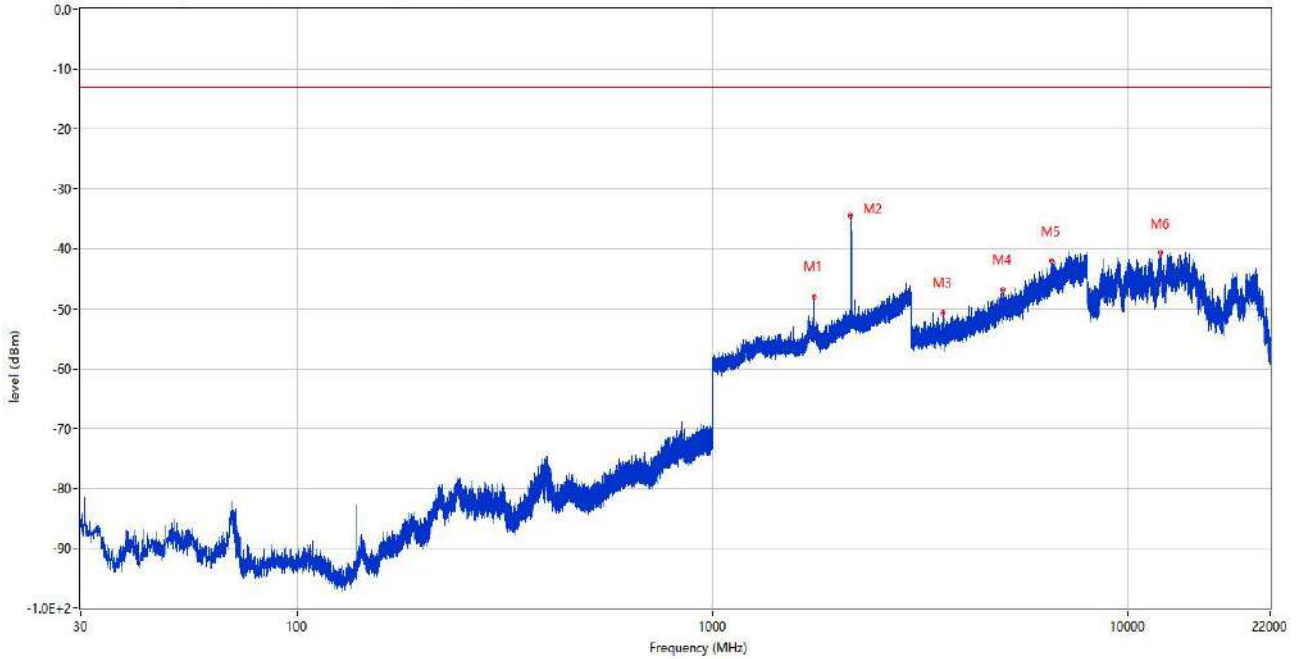
Frequency (MHz)	Result (dBm)	Factor (dB)	Limit (dBm)	Margin (dB)	Table (o)	ANT	EUT	Verdict
1754.000	-44.41	0.96	-13.0	31.41	189.00	Horizontal	Horizontal	N/A
2153.000	-29.75	3.05	-13.0	16.75	208.00	Horizontal	Horizontal	N/A
4343.000	-48.34	7.23	-13.0	35.34	165.00	Horizontal	Horizontal	Pass
6001.500	-43.42	11.38	-13.0	30.42	2.00	Horizontal	Horizontal	Pass
7962.500	-40.20	14.70	-13.0	27.20	357.00	Horizontal	Horizontal	Pass
12491.600	-39.30	14.51	-13.0	26.30	4.00	Horizontal	Horizontal	Pass

RSE (RF) _FCC PART22&24&27_WCDMA Band 4 & LTE Band 4 & 66_1710-1785_30MHz-20GHz



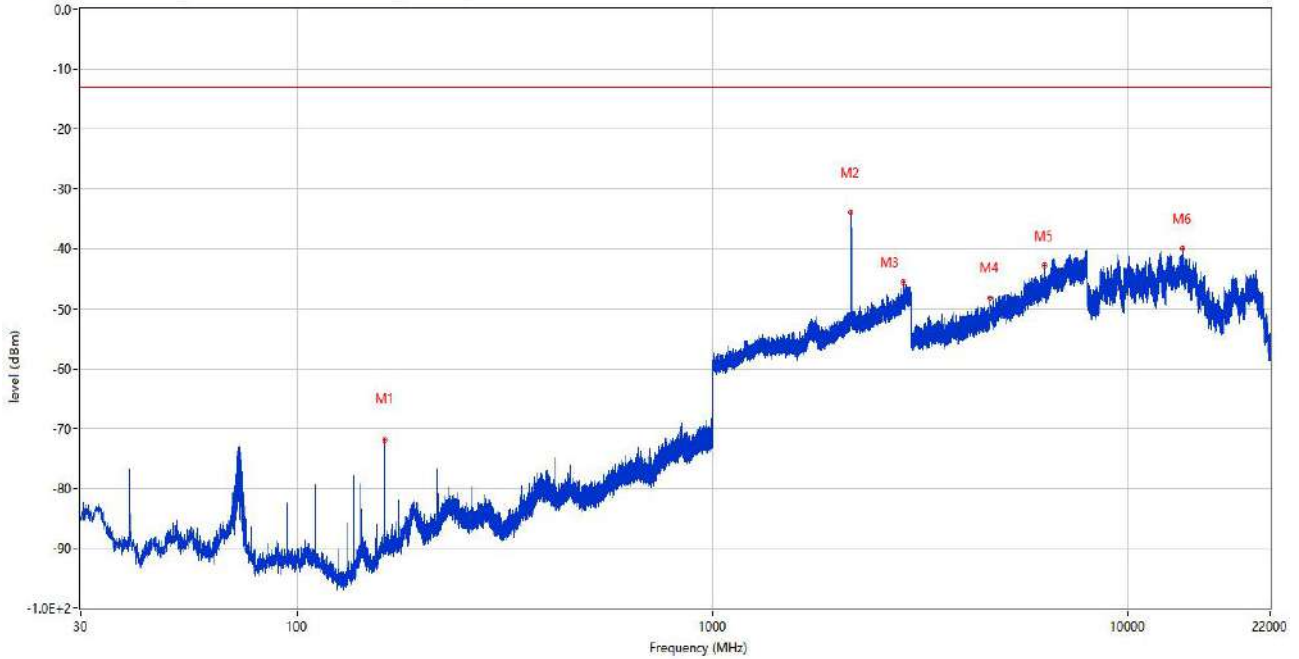
Frequency (MHz)	Result (dBm)	Factor (dB)	Limit (dBm)	Margin (dB)	Table (o)	ANT	EUT	Verdict
1753.800	-45.48	0.96	-13.0	32.48	182.00	Horizontal	Vertical	N/A
2153.000	-26.69	3.05	-13.0	13.69	213.00	Horizontal	Vertical	N/A
3563.750	-50.43	5.26	-13.0	37.43	199.00	Horizontal	Vertical	Pass
5012.500	-47.41	8.73	-13.0	34.41	308.00	Horizontal	Vertical	Pass
7239.000	-40.09	14.99	-13.0	27.09	15.00	Horizontal	Vertical	Pass
13374.375	-40.37	16.73	-13.0	27.37	360.00	Horizontal	Vertical	Pass

RSE (RF) _FCC PART22&24&27_WCDMA Band 4 & LTE Band 4 & 66_1710-1785_30MHz-20GHz



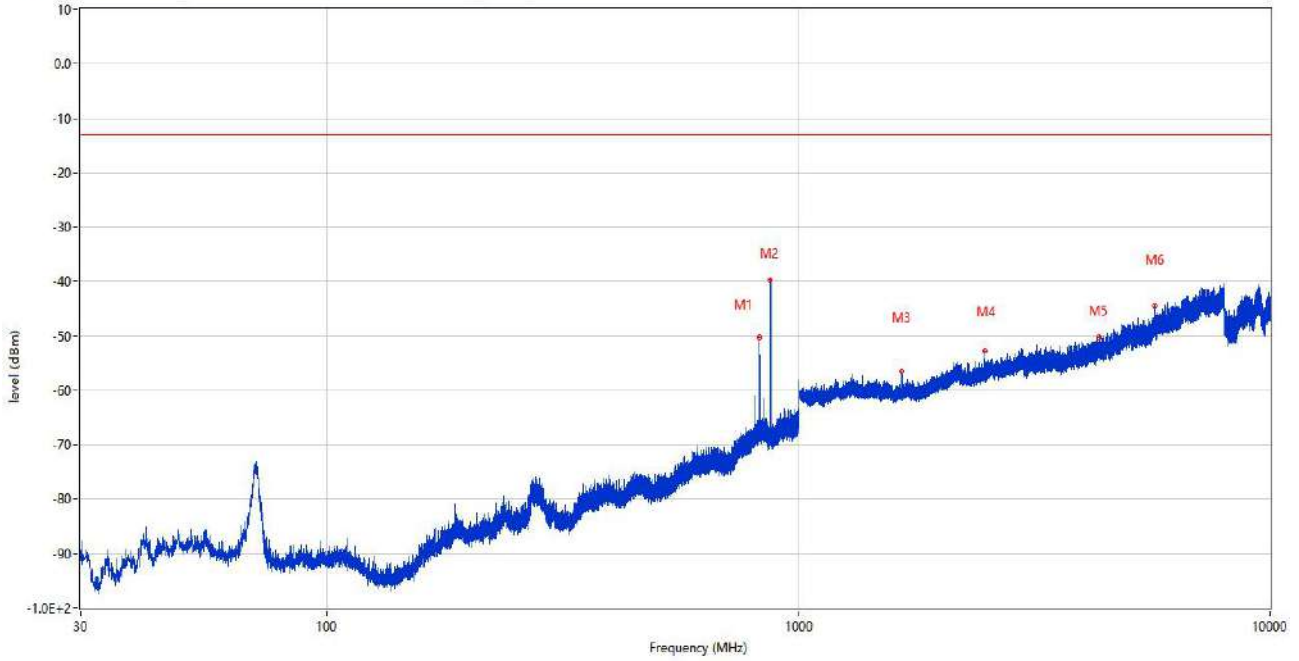
Frequency (MHz)	Result (dBm)	Factor (dB)	Limit (dBm)	Margin (dB)	Table (o)	ANT	EUT	Verdict
1754.200	-48.11	0.96	-13.0	35.11	32.00	Vertical	Vertical	N/A
2154.100	-34.37	3.03	-13.0	21.37	23.00	Vertical	Vertical	N/A
3583.000	-50.67	5.49	-13.0	37.67	321.00	Vertical	Vertical	Pass
5004.000	-46.85	8.98	-13.0	33.85	240.00	Vertical	Vertical	Pass
6542.750	-42.02	12.36	-13.0	29.02	360.00	Vertical	Vertical	Pass
12000.451	-40.70	14.00	-13.0	27.70	154.00	Vertical	Vertical	Pass

RSE (RF) _FCC PART22&24&27_WCDMA Band 4 & LTE Band 4 & 66_1710-1785_30MHz-20GHz



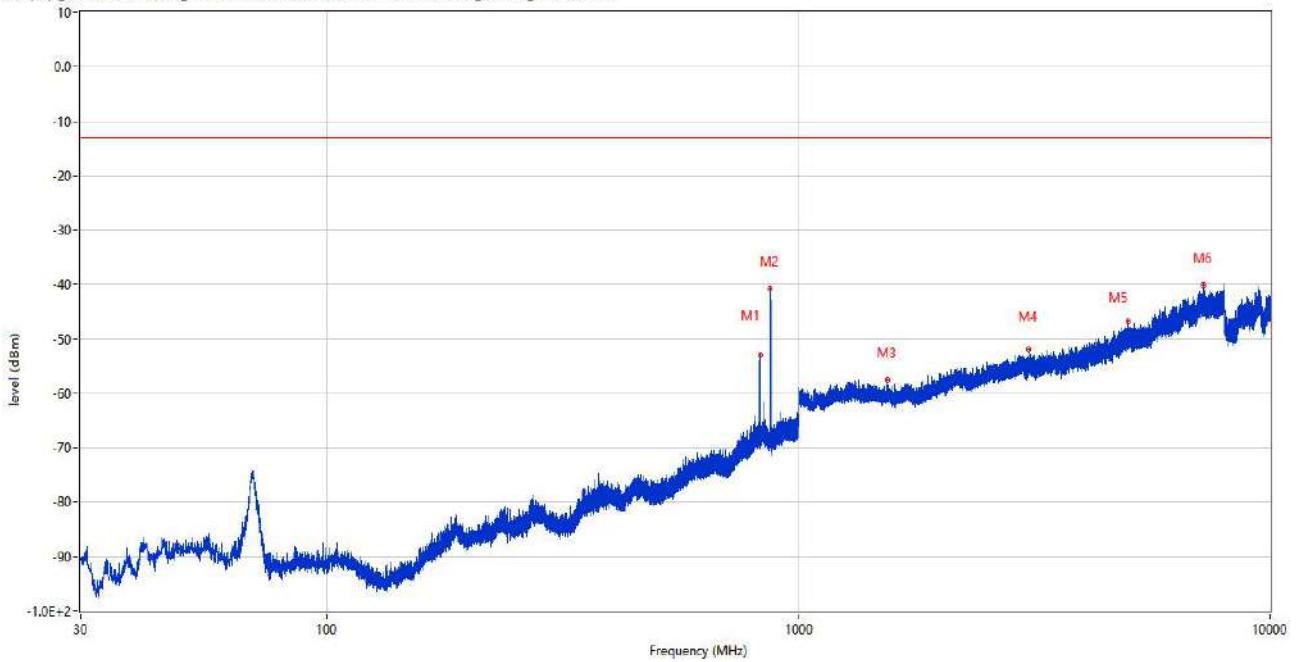
Frequency (MHz)	Result (dBm)	Factor (dB)	Limit (dBm)	Margin (dB)	Table (o)	ANT	EUT	Verdict
161.872	-71.98	-19.14	-13.0	58.98	70.00	Vertical	Horizontal	Pass
2154.700	-33.96	3.02	-13.0	20.96	3.00	Vertical	Horizontal	N/A
2880.800	-45.66	7.81	-13.0	32.66	65.00	Vertical	Horizontal	Pass
4641.750	-48.26	7.40	-13.0	35.26	354.00	Vertical	Horizontal	Pass
6306.250	-42.81	11.76	-13.0	29.81	278.00	Vertical	Horizontal	Pass
13551.050	-39.94	16.60	-13.0	26.94	109.00	Vertical	Horizontal	Pass

RSE (RF) _FCC PART22&24&27_CDMA BC0 & WCDMA Band5 & LTE Band 5 & 26_814-849_30MHz-10GHz



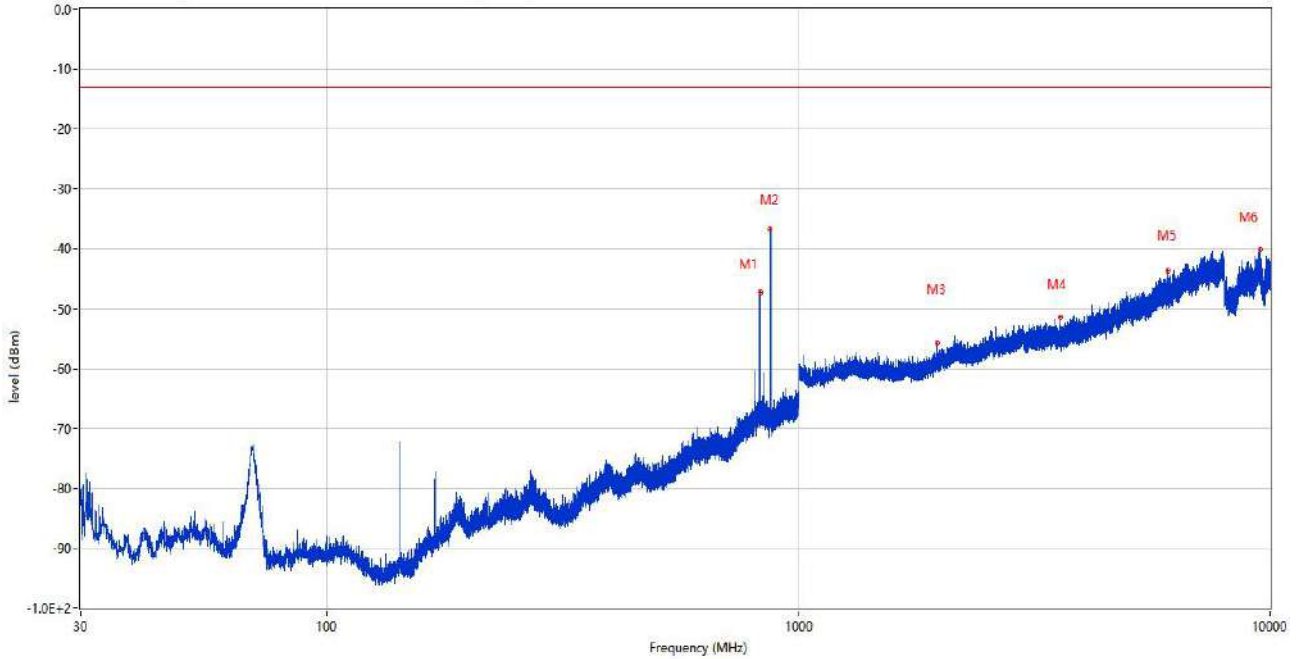
Frequency (MHz)	Result (dBm)	Factor (dB)	Limit (dBm)	Margin (dB)	Table (o)	ANT	EUT	Verdict
825.351	-50.31	5.24	-13.0	37.31	220.00	Horizontal	Horizontal	N/A
870.942	-39.73	4.21	-13.0	26.73	25.00	Horizontal	Horizontal	N/A
1651.600	-56.54	-5.97	-13.0	43.54	146.00	Horizontal	Horizontal	Pass
2482.900	-52.68	-1.18	-13.0	39.68	0.00	Horizontal	Horizontal	Pass
4348.750	-50.35	7.34	-13.0	37.35	136.00	Horizontal	Horizontal	Pass
5706.000	-44.46	9.98	-13.0	31.46	48.00	Horizontal	Horizontal	Pass

RSE (RF) _FCC PART22&24&27_CDMA BC0 & WCDMA Band5 & LTE Band 5 & 26_814-849_30MHz-10GHz



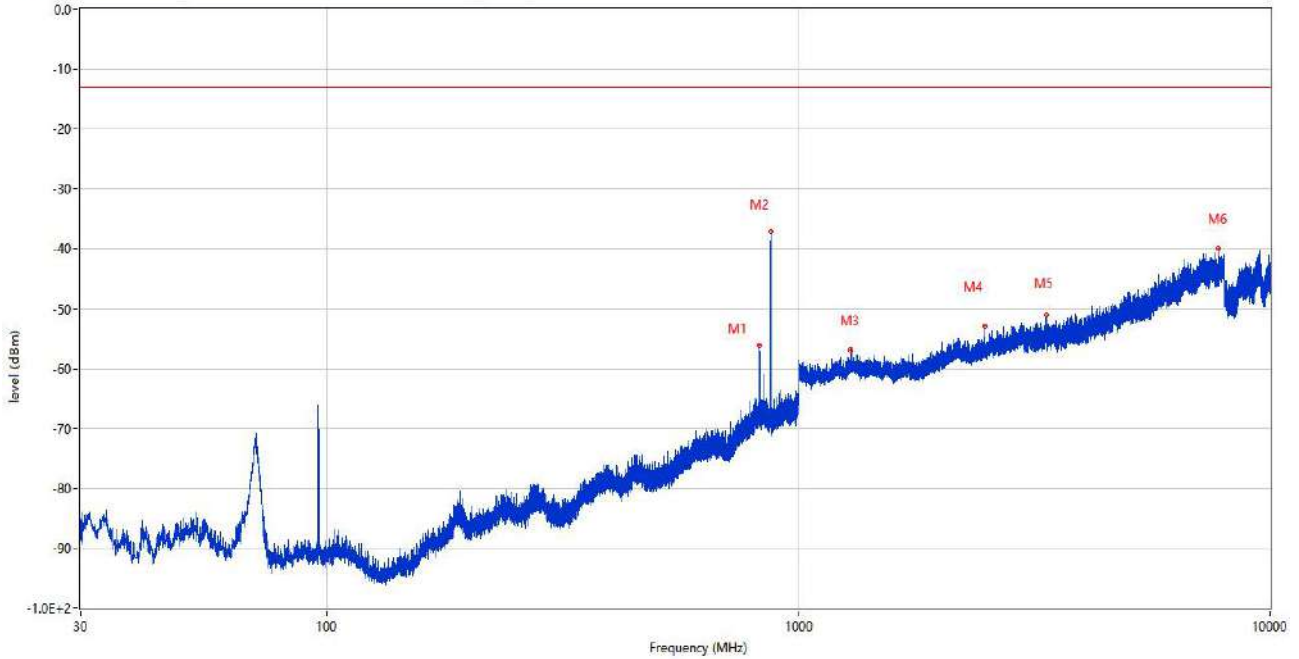
Frequency (MHz)	Result (dBm)	Factor (dB)	Limit (dBm)	Margin (dB)	Table (o)	ANT	EUT	Verdict
827.970	-52.90	5.35	-13.0	39.90	160.00	Horizontal	Vertical	N/A
872.300	-40.81	4.07	-13.0	27.81	136.00	Horizontal	Vertical	N/A
1546.800	-57.58	-5.38	-13.0	44.58	13.00	Horizontal	Vertical	Pass
3081.250	-52.04	3.81	-13.0	39.04	99.00	Horizontal	Vertical	Pass
4997.500	-46.80	9.14	-13.0	33.80	232.00	Horizontal	Vertical	Pass
7233.500	-40.21	14.77	-13.0	27.21	33.00	Horizontal	Vertical	Pass

RSE (RF) _FCC PART22&24&27_CDMA BC0 & WCDMA Band5 & LTE Band 5 & 26_814-849_30MHz-10GHz



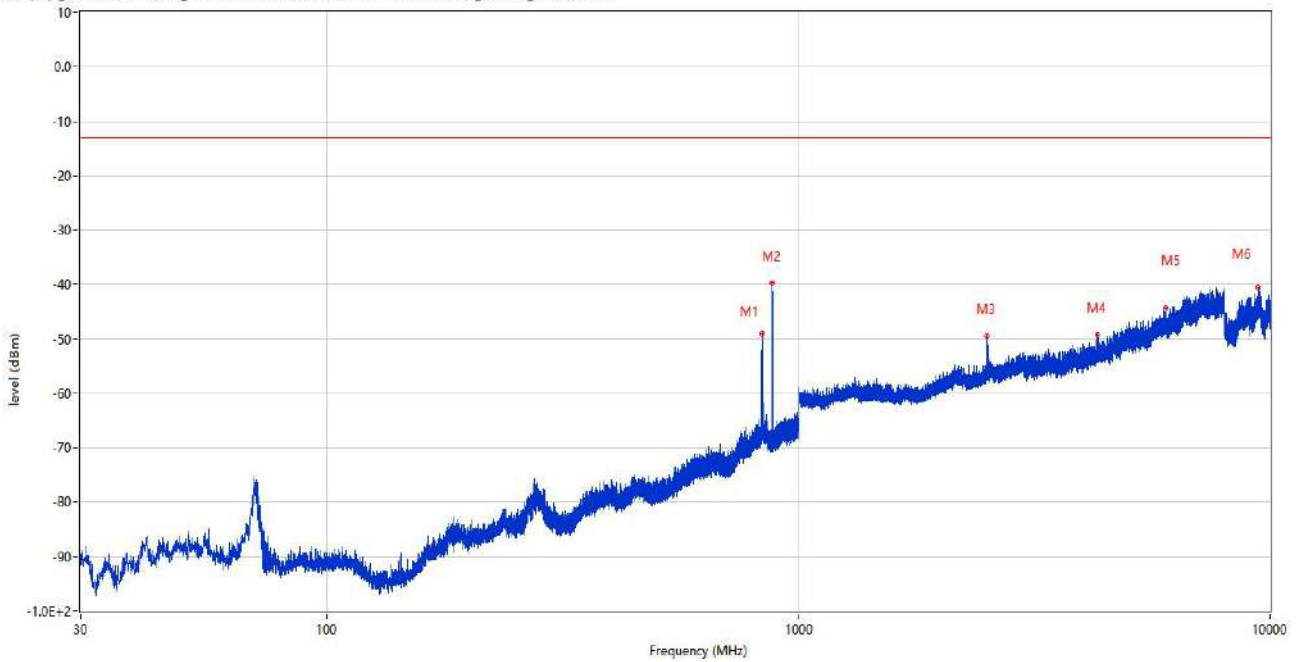
Frequency (MHz)	Result (dBm)	Factor (dB)	Limit (dBm)	Margin (dB)	Table (o)	ANT	EUT	Verdict
827.825	-47.20	5.34	-13.0	34.20	85.00	Vertical	Vertical	N/A
872.736	-36.77	4.03	-13.0	23.77	241.00	Vertical	Vertical	N/A
1970.600	-55.80	-3.77	-13.0	42.80	1.00	Vertical	Vertical	Pass
3587.750	-51.50	5.29	-13.0	38.50	115.00	Vertical	Vertical	Pass
6056.000	-43.69	10.70	-13.0	30.69	282.00	Vertical	Vertical	Pass
9510.300	-40.10	12.84	-13.0	27.10	12.00	Vertical	Vertical	Pass

RSE (RF) _FCC PART22&24&27_CDMA BC0 & WCDMA Band5 & LTE Band 5 & 26_814-849_30MHz-10GHz



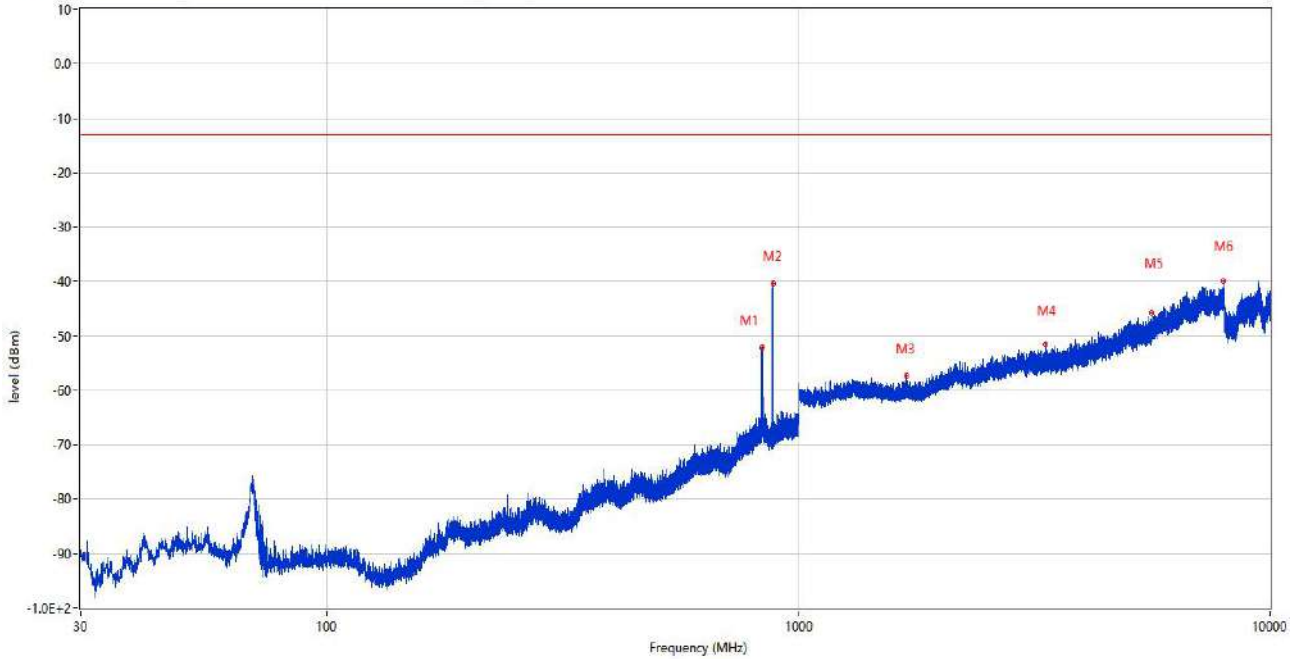
Frequency (MHz)	Result (dBm)	Factor (dB)	Limit (dBm)	Margin (dB)	Table (o)	ANT	EUT	Verdict
825.740	-56.16	5.25	-13.0	43.16	96.00	Vertical	Horizontal	N/A
872.930	-37.01	4.02	-13.0	24.01	225.00	Vertical	Horizontal	N/A
1292.800	-56.94	-4.58	-13.0	43.94	175.00	Vertical	Horizontal	Pass
2480.600	-52.97	-1.19	-13.0	39.97	181.00	Vertical	Horizontal	Pass
3350.500	-51.04	4.44	-13.0	38.04	16.00	Vertical	Horizontal	Pass
7784.750	-39.99	14.69	-13.0	26.99	342.00	Vertical	Horizontal	Pass

RSE (RF) _FCC PART22&24&27_CDMA BC0 & WCDMA Band5 & LTE Band 5 & 26_814-849_30MHz-10GHz



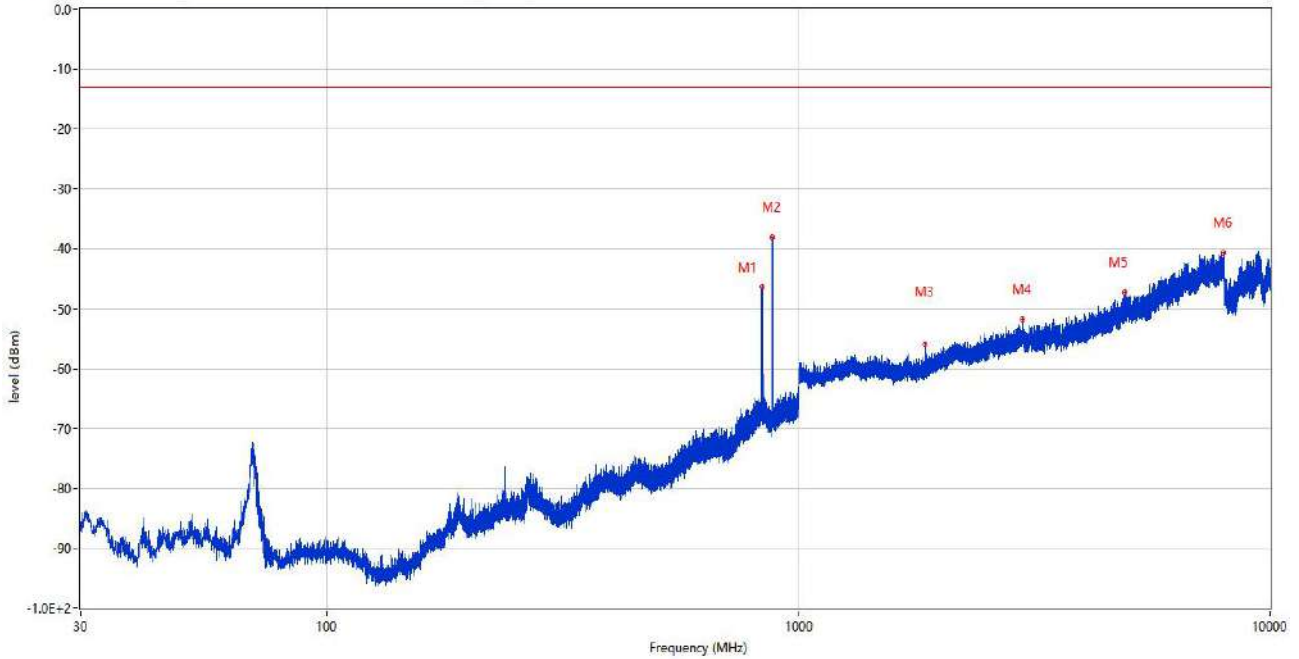
Frequency (MHz)	Result (dBm)	Factor (dB)	Limit (dBm)	Margin (dB)	Table (o)	ANT	EUT	Verdict
837.380	-49.13	5.74	-13.0	36.13	222.00	Horizontal	Horizontal	N/A
880.060	-39.65	3.95	-13.0	26.65	330.00	Horizontal	Horizontal	N/A
2507.200	-49.43	-1.32	-13.0	36.43	143.00	Horizontal	Horizontal	Pass
4289.500	-49.15	6.54	-13.0	36.15	61.00	Horizontal	Horizontal	Pass
6007.750	-44.30	11.52	-13.0	31.30	0.00	Horizontal	Horizontal	Pass
9456.300	-40.47	13.65	-13.0	27.47	360.00	Horizontal	Horizontal	Pass

RSE (RF) _FCC PART22&24&27_CDMA BC0 & WCDMA Band5 & LTE Band 5 & 26_814-849_30MHz-10GHz



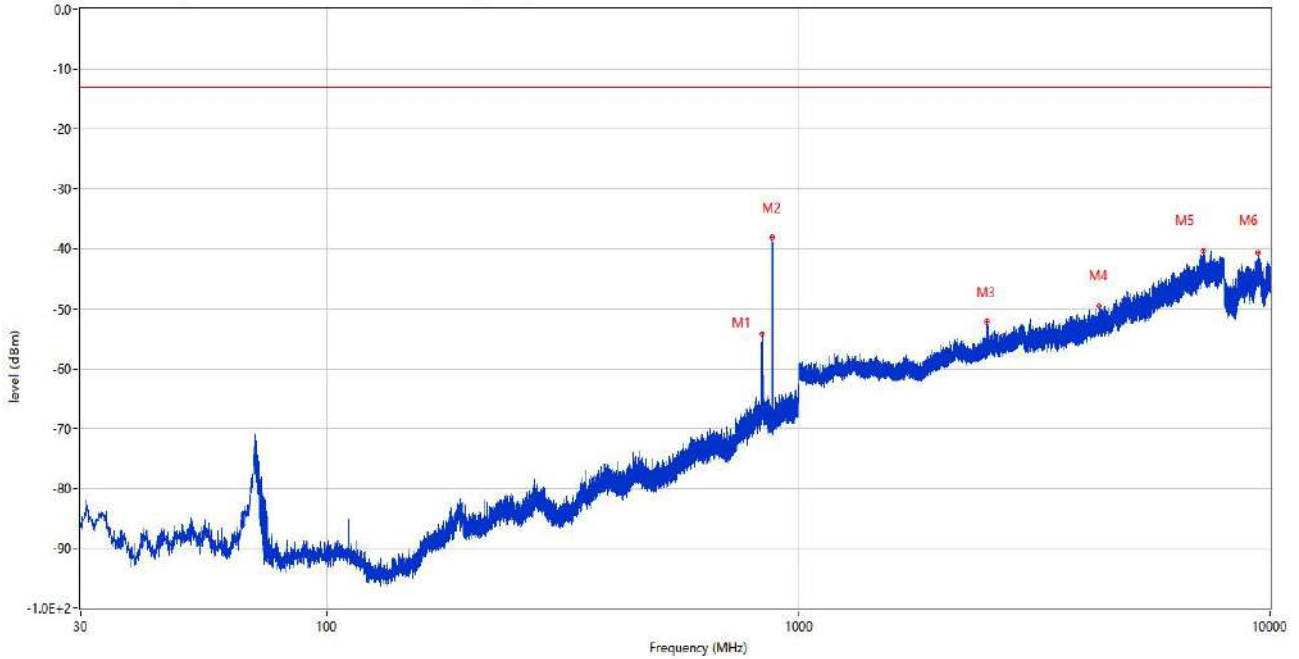
Frequency (MHz)	Result (dBm)	Factor (dB)	Limit (dBm)	Margin (dB)	Table (o)	ANT	EUT	Verdict
836.943	-52.24	5.72	-13.0	39.24	160.00	Horizontal	Vertical	N/A
882.484	-40.43	4.14	-13.0	27.43	323.00	Horizontal	Vertical	N/A
1689.800	-57.35	-5.14	-13.0	44.35	1.00	Horizontal	Vertical	Pass
3333.750	-51.61	4.54	-13.0	38.61	360.00	Horizontal	Vertical	Pass
5623.000	-45.73	10.17	-13.0	32.73	83.00	Horizontal	Vertical	Pass
7964.750	-39.90	14.73	-13.0	26.90	3.00	Horizontal	Vertical	Pass

RSE (RF) _FCC PART22&24&27_CDMA BC0 & WCDMA Band5 & LTE Band 5 & 26_814-849_30MHz-10GHz



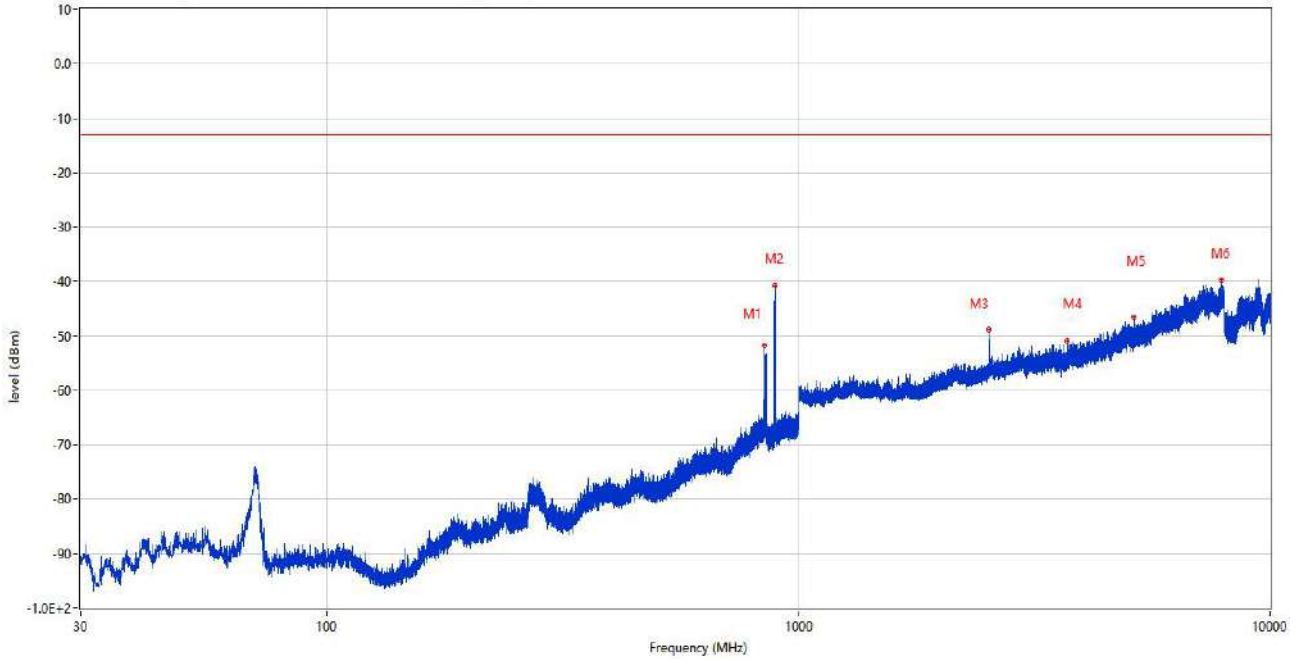
Frequency (MHz)	Result (dBm)	Factor (dB)	Limit (dBm)	Margin (dB)	Table (o)	ANT	EUT	Verdict
836.943	-46.37	5.72	-13.0	33.37	93.00	Vertical	Vertical	N/A
879.914	-37.99	3.93	-13.0	24.99	199.00	Vertical	Vertical	N/A
1858.700	-56.02	-5.50	-13.0	43.02	1.00	Vertical	Vertical	Pass
2989.300	-51.76	2.25	-13.0	38.76	1.00	Vertical	Vertical	Pass
4933.500	-47.31	8.71	-13.0	34.31	217.00	Vertical	Vertical	Pass
7962.250	-40.69	14.70	-13.0	27.69	360.00	Vertical	Vertical	Pass

RSE (RF) _FCC PART22&24&27_CDMA BC0 & WCDMA Band5 & LTE Band 5 & 26_814-849_30MHz-10GHz



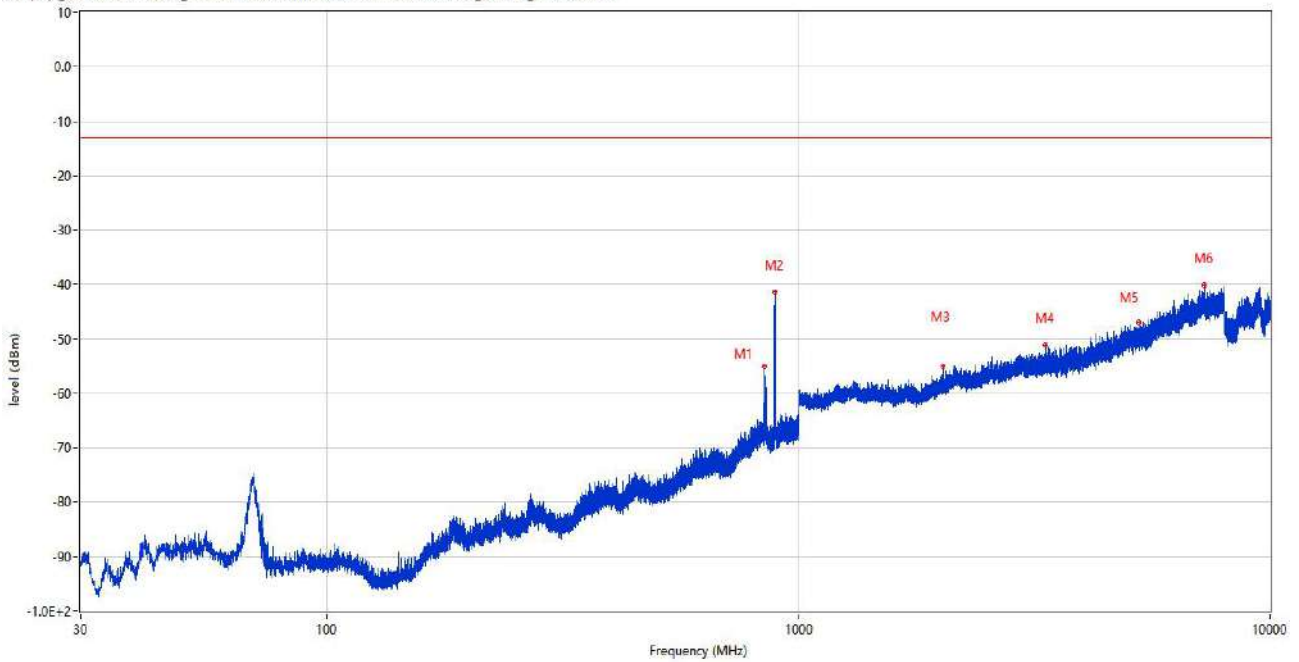
Frequency (MHz)	Result (dBm)	Factor (dB)	Limit (dBm)	Margin (dB)	Table (o)	ANT	EUT	Verdict
836.991	-54.19	5.72	-13.0	41.19	104.00	Vertical	Horizontal	N/A
880.399	-38.12	4.00	-13.0	25.12	216.00	Vertical	Horizontal	N/A
2506.100	-52.18	-1.33	-13.0	39.18	162.00	Vertical	Horizontal	Pass
4348.750	-49.49	7.34	-13.0	36.49	157.00	Vertical	Horizontal	Pass
7234.500	-40.24	14.79	-13.0	27.24	255.00	Vertical	Horizontal	Pass
9447.700	-40.68	13.76	-13.0	27.68	130.00	Vertical	Horizontal	Pass

RSE (RF) _FCC PART22&24&27_CDMA BC0 & WCDMA Band5 & LTE Band 5 & 26_814-849_30MHz-10GHz



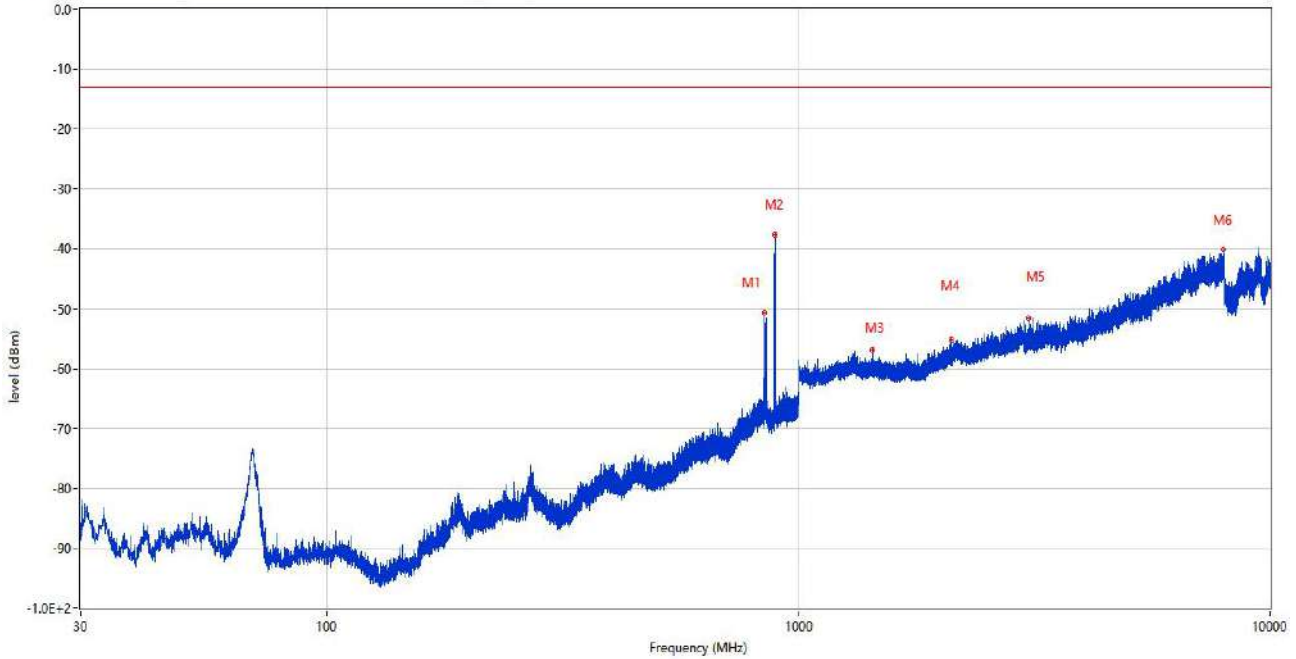
Frequency (MHz)	Result (dBm)	Factor (dB)	Limit (dBm)	Margin (dB)	Table (o)	ANT	EUT	Verdict
844.994	-51.78	5.68	-13.0	38.78	223.00	Horizontal	Horizontal	N/A
892.961	-40.72	4.52	-13.0	27.72	323.00	Horizontal	Horizontal	N/A
2538.200	-48.90	-0.41	-13.0	35.90	152.00	Horizontal	Horizontal	Pass
3710.000	-50.93	5.62	-13.0	37.93	122.00	Horizontal	Horizontal	Pass
5152.250	-46.59	9.11	-13.0	33.59	68.00	Horizontal	Horizontal	Pass
7885.500	-39.75	15.06	-13.0	26.75	68.00	Horizontal	Horizontal	Pass

RSE (RF) _FCC PART22&24&27_CDMA BC0 & WCDMA Band5 & LTE Band 5 & 26_814-849_30MHz-10GHz



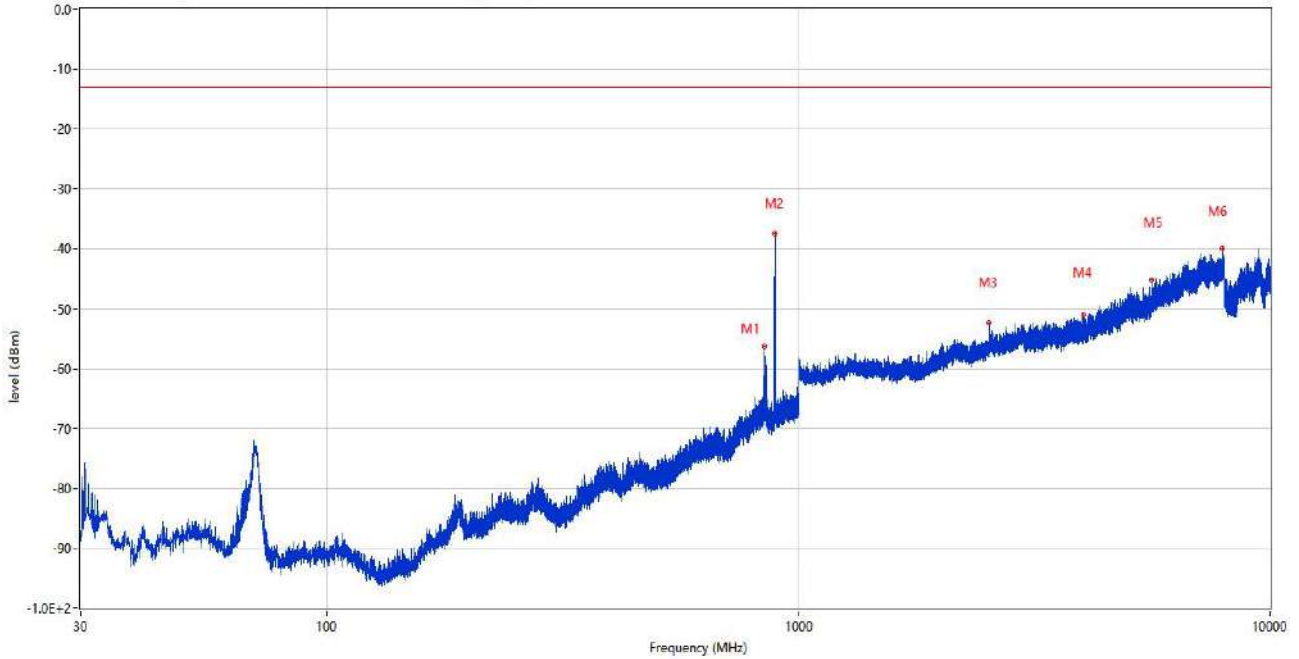
Frequency (MHz)	Result (dBm)	Factor (dB)	Limit (dBm)	Margin (dB)	Table (o)	ANT	EUT	Verdict
845.140	-54.95	5.67	-13.0	41.95	162.00	Horizontal	Vertical	N/A
891.748	-41.43	4.48	-13.0	28.43	337.00	Horizontal	Vertical	N/A
2022.400	-55.05	-3.62	-13.0	42.05	248.00	Horizontal	Vertical	Pass
3336.250	-51.15	4.44	-13.0	38.15	360.00	Horizontal	Vertical	Pass
5267.250	-46.99	7.82	-13.0	33.99	360.00	Horizontal	Vertical	Pass
7257.000	-40.20	14.65	-13.0	27.20	360.00	Horizontal	Vertical	Pass

RSE (RF) _FCC PART22&24&27_CDMA BC0 & WCDMA Band5 & LTE Band 5 & 26_814-849_30MHz-10GHz



Frequency (MHz)	Result (dBm)	Factor (dB)	Limit (dBm)	Margin (dB)	Table (o)	ANT	EUT	Verdict
845.528	-50.73	5.66	-13.0	37.73	162.00	Vertical	Vertical	N/A
890.099	-37.66	4.53	-13.0	24.66	199.00	Vertical	Vertical	N/A
1436.500	-56.87	-5.10	-13.0	43.87	286.00	Vertical	Vertical	Pass
2108.400	-55.17	-2.57	-13.0	42.17	54.00	Vertical	Vertical	Pass
3074.250	-51.54	3.69	-13.0	38.54	182.00	Vertical	Vertical	Pass
7949.250	-40.15	14.89	-13.0	27.15	2.00	Vertical	Vertical	Pass

RSE (RF) _FCC PART22&24&27_CDMA BC0 & WCDMA Band5 & LTE Band 5 & 26_814-849_30MHz-10GHz



Frequency (MHz)	Result (dBm)	Factor (dB)	Limit (dBm)	Margin (dB)	Table (o)	ANT	EUT	Verdict
845.091	-56.26	5.67	-13.0	43.26	102.00	Vertical	Horizontal	N/A
890.244	-37.45	4.52	-13.0	24.45	211.00	Vertical	Horizontal	N/A
2538.000	-52.31	-0.42	-13.0	39.31	174.00	Vertical	Horizontal	Pass
4018.500	-51.09	6.40	-13.0	38.09	144.00	Vertical	Horizontal	Pass
5626.250	-45.22	10.28	-13.0	32.22	46.00	Vertical	Horizontal	Pass
7923.750	-39.90	15.12	-13.0	26.90	100.00	Vertical	Horizontal	Pass

RSE (RF) _FCC PART22&24&27_CDMA BC1 & WCDMA Band 2 & LTE Band 2 & 25_1830-1920_30MHz-20GHz



Frequency (MHz)	Result (dBm)	Factor (dB)	Limit (dBm)	Margin (dB)	Table (o)	ANT	EUT	Verdict
1889.600	-48.92	2.60	-13.0	35.92	143.00	Horizontal	Horizontal	N/A
1967.400	-30.71	1.04	-13.0	17.71	124.00	Horizontal	Horizontal	N/A
2557.100	-48.19	5.94	-13.0	35.19	153.00	Horizontal	Horizontal	Pass
3726.000	-49.81	5.59	-13.0	36.81	353.00	Horizontal	Horizontal	Pass
7095.750	-41.90	13.39	-13.0	28.90	1.00	Horizontal	Horizontal	Pass
11986.912	-40.30	14.02	-13.0	27.30	245.00	Horizontal	Horizontal	Pass

RSE (RF) _FCC PART22&24&27_CDMA BC1 & WCDMA Band 2 & LTE Band 2 & 25 _1830-1920_30MHz-20GHz



Frequency (MHz)	Result (dBm)	Factor (dB)	Limit (dBm)	Margin (dB)	Table (o)	ANT	EUT	Verdict
1889.600	-48.77	2.60	-13.0	35.77	351.00	Horizontal	Vertical	N/A
1959.300	-29.01	0.91	-13.0	16.01	130.00	Horizontal	Vertical	N/A
2889.700	-46.13	9.43	-13.0	33.13	160.00	Horizontal	Vertical	Pass
3925.000	-49.94	6.27	-13.0	36.94	360.00	Horizontal	Vertical	Pass
7162.000	-39.90	14.33	-13.0	26.90	286.00	Horizontal	Vertical	Pass
13340.875	-39.44	16.46	-13.0	26.44	268.00	Horizontal	Vertical	Pass

RSE (RF) _FCC PART22&24&27_CDMA BC1 & WCDMA Band 2 & LTE Band 2 & 25 _1830-1920_30MHz-20GHz



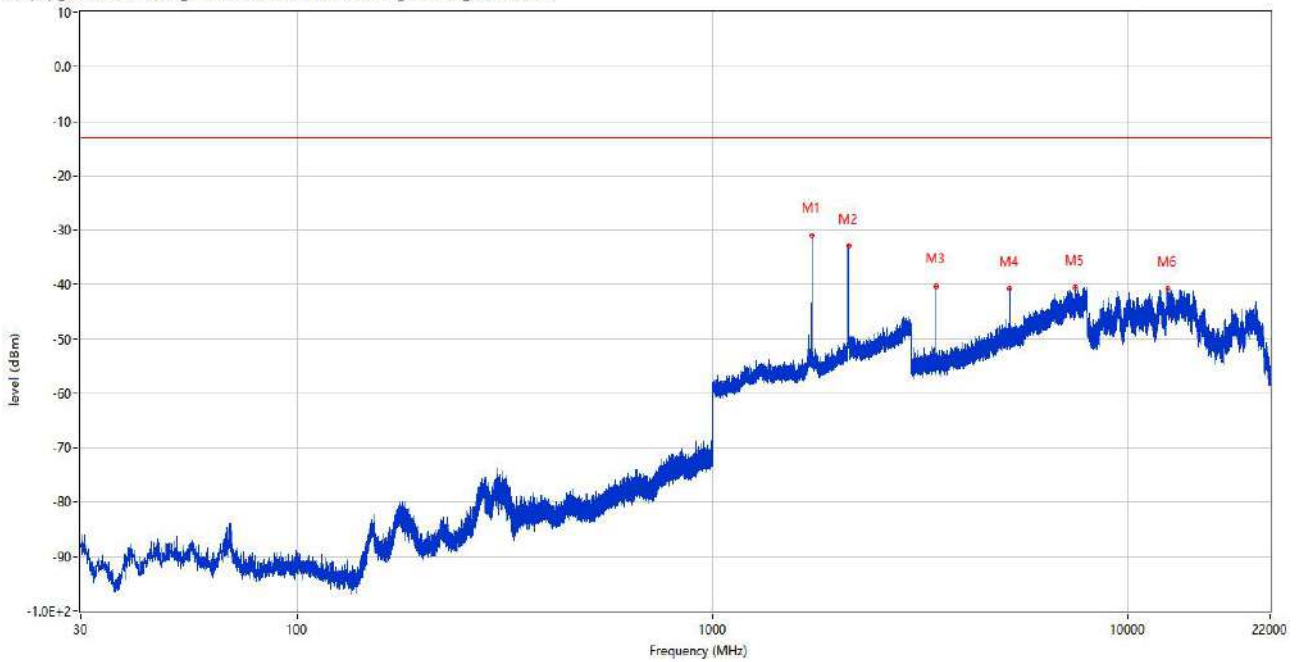
Frequency (MHz)	Result (dBm)	Factor (dB)	Limit (dBm)	Margin (dB)	Table (o)	ANT	EUT	Verdict
1618.000	-54.02	-1.90	-13.0	41.02	360.00	Vertical	Vertical	Pass
1958.700	-42.89	0.96	-13.0	29.89	126.00	Vertical	Vertical	N/A
2893.500	-46.10	9.55	-13.0	33.10	295.00	Vertical	Vertical	Pass
3947.500	-50.63	6.40	-13.0	37.63	1.00	Vertical	Vertical	Pass
7199.000	-40.68	14.01	-13.0	27.68	1.00	Vertical	Vertical	Pass
13377.849	-39.27	16.72	-13.0	26.27	278.00	Vertical	Vertical	Pass

RSE (RF) _FCC PART22&24&27_CDMA BC1 & WCDMA Band 2 & LTE Band 2 & 25_1830-1920_30MHz-20GHz



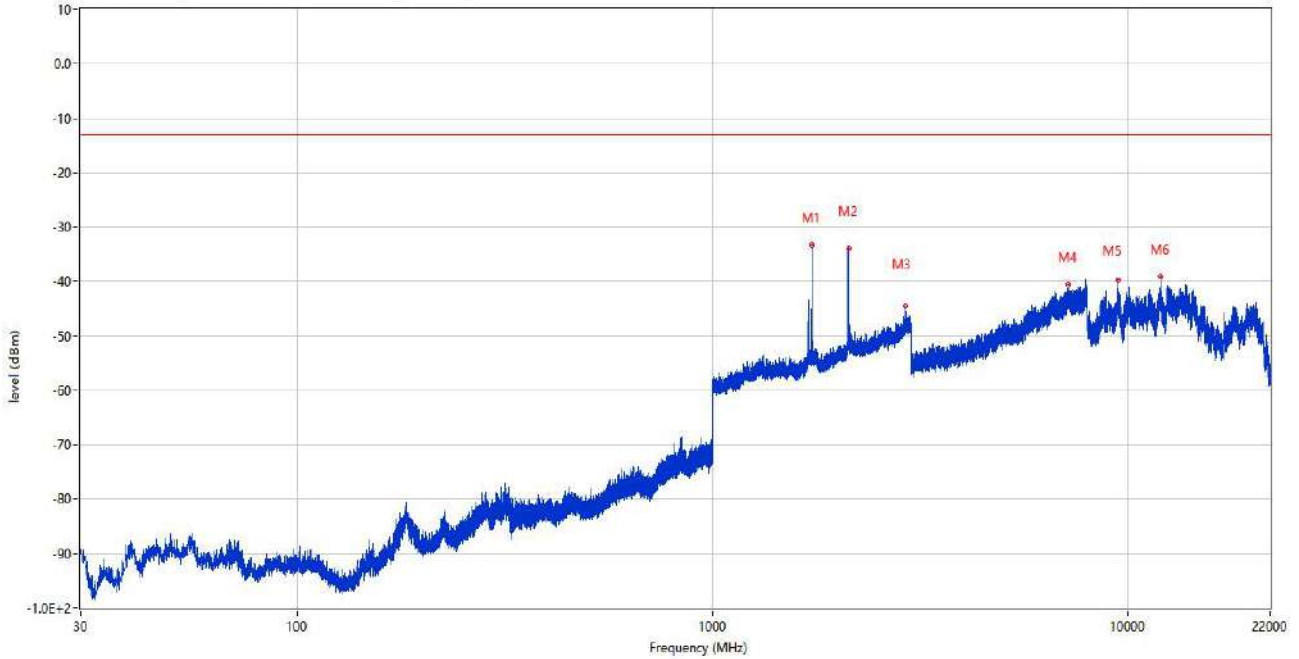
Frequency (MHz)	Result (dBm)	Factor (dB)	Limit (dBm)	Margin (dB)	Table (o)	ANT	EUT	Verdict
1313.500	-52.95	-1.08	-13.0	39.95	264.00	Vertical	Horizontal	Pass
1953.700	-45.30	1.40	-13.0	32.30	188.00	Vertical	Horizontal	N/A
2892.400	-46.09	9.65	-13.0	33.09	43.00	Vertical	Horizontal	Pass
3971.000	-50.65	6.10	-13.0	37.65	360.00	Vertical	Horizontal	Pass
7589.250	-40.37	13.56	-13.0	27.37	346.00	Vertical	Horizontal	Pass
13358.276	-40.26	16.76	-13.0	27.26	202.00	Vertical	Horizontal	Pass

RSE (RF) _FCC PART22&24&27_WCDMA Band 4 & LTE Band 4 & 66_1710-1785_30MHz-20GHz



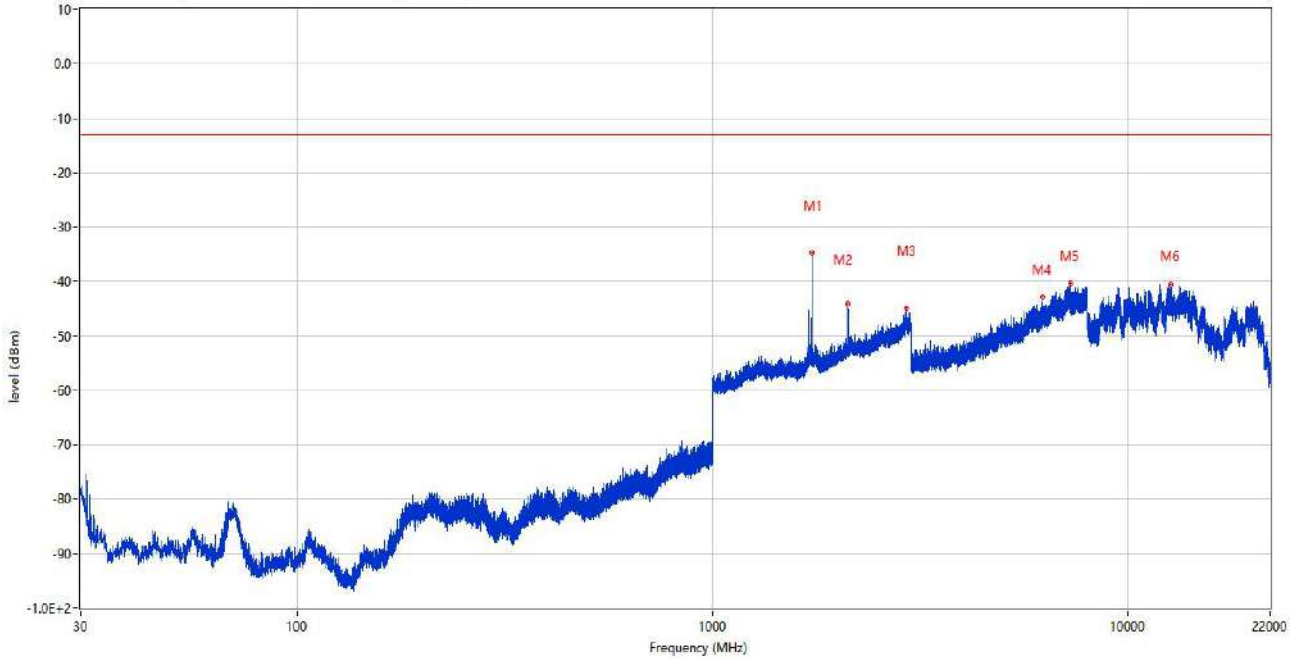
Frequency (MHz)	Result (dBm)	Factor (dB)	Limit (dBm)	Margin (dB)	Table (o)	ANT	EUT	Verdict
1729.800	-30.93	1.15	-13.0	17.93	331.00	Horizontal	Horizontal	N/A
2122.800	-32.86	2.40	-13.0	19.86	273.00	Horizontal	Horizontal	N/A
3458.500	-40.24	5.15	-13.0	27.24	192.00	Horizontal	Horizontal	Pass
5187.500	-40.84	8.24	-13.0	27.84	22.00	Horizontal	Horizontal	Pass
7464.250	-40.51	14.26	-13.0	27.51	264.00	Horizontal	Horizontal	Pass
12487.326	-40.83	14.45	-13.0	27.83	207.00	Horizontal	Horizontal	Pass

RSE (RF) _FCC PART22&24&27_WCDMA Band 4 & LTE Band 4 & 66_1710-1785_30MHz-20GHz



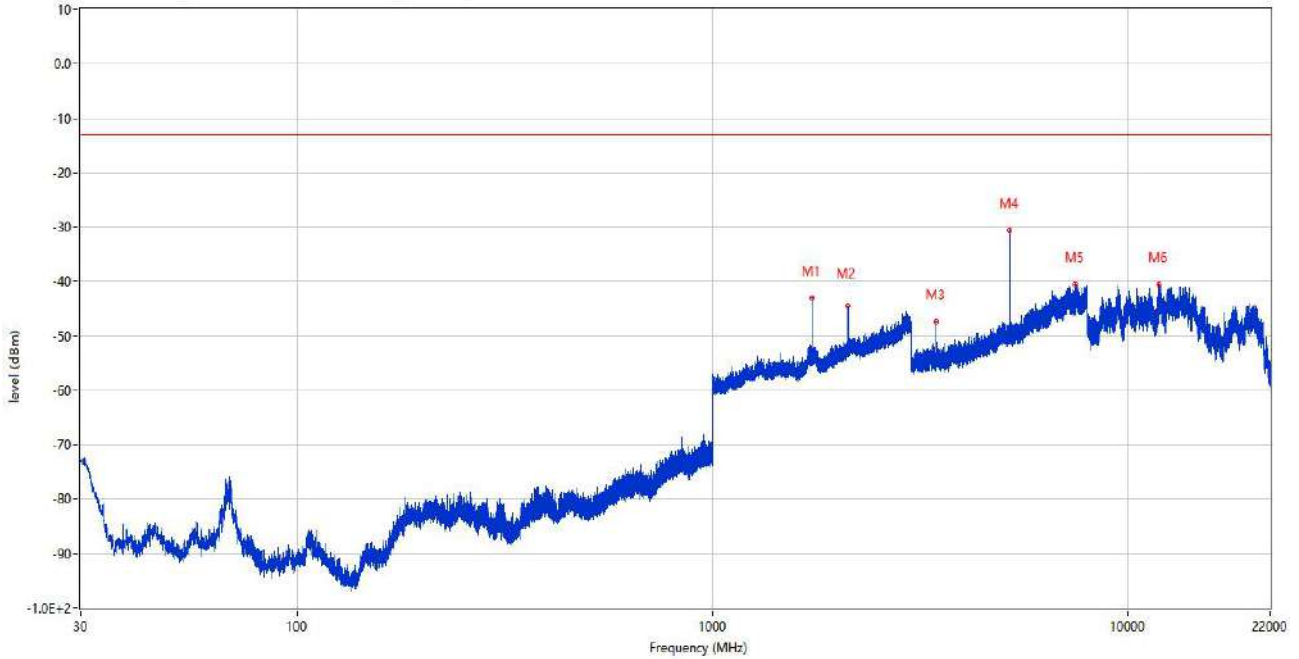
Frequency (MHz)	Result (dBm)	Factor (dB)	Limit (dBm)	Margin (dB)	Table (o)	ANT	EUT	Verdict
1729.700	-33.39	1.15	-13.0	20.39	28.00	Horizontal	Vertical	N/A
2127.400	-33.89	2.55	-13.0	20.89	266.00	Horizontal	Vertical	N/A
2916.200	-44.46	8.84	-13.0	31.46	284.00	Horizontal	Vertical	Pass
7193.250	-40.59	14.04	-13.0	27.59	53.00	Horizontal	Vertical	Pass
9479.862	-39.80	13.15	-13.0	26.80	14.00	Horizontal	Vertical	Pass
11993.088	-39.03	14.01	-13.0	26.03	360.00	Horizontal	Vertical	Pass

RSE (RF) _FCC PART22&24&27_WCDMA Band 4 & LTE Band 4 & 66_1710-1785_30MHz-20GHz



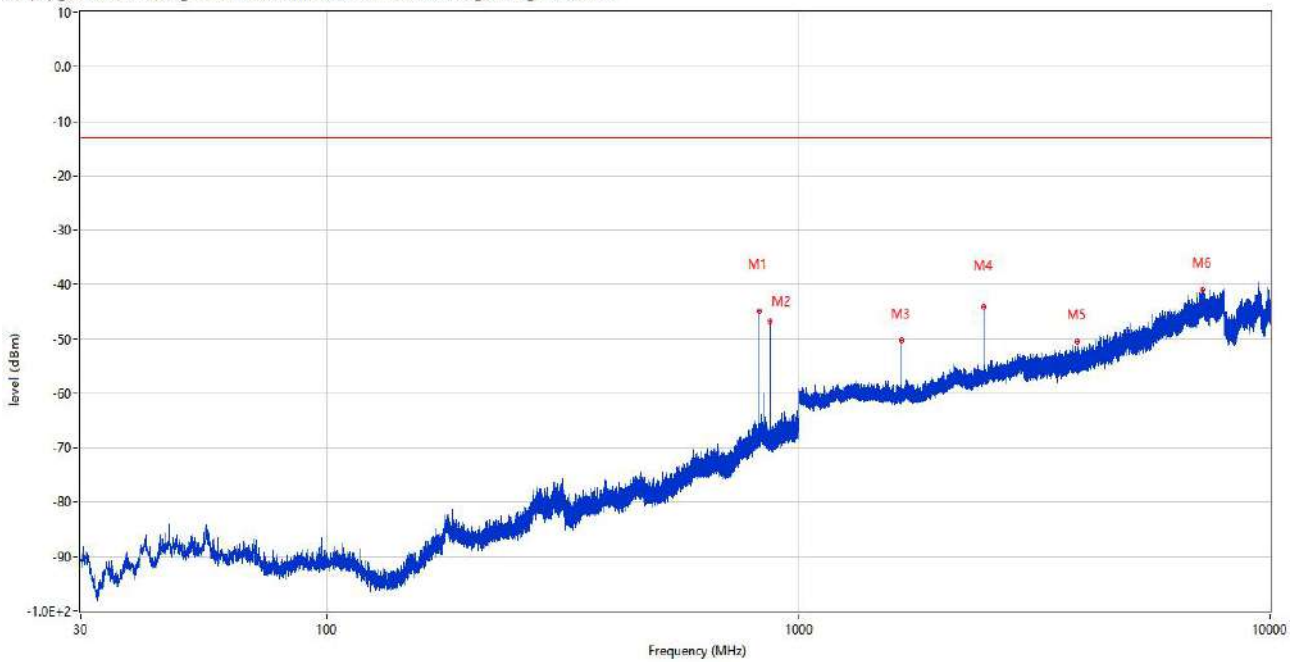
Frequency (MHz)	Result (dBm)	Factor (dB)	Limit (dBm)	Margin (dB)	Table (o)	ANT	EUT	Verdict
1729.800	-34.74	1.15	-13.0	21.74	65.00	Vertical	Vertical	N/A
2118.900	-44.04	2.42	-13.0	31.04	20.00	Vertical	Vertical	N/A
2929.700	-44.83	8.69	-13.0	31.83	343.00	Vertical	Vertical	Pass
6228.000	-42.90	11.95	-13.0	29.90	102.00	Vertical	Vertical	Pass
7253.500	-40.29	14.73	-13.0	27.29	93.00	Vertical	Vertical	Pass
12669.963	-40.46	14.42	-13.0	27.46	353.00	Vertical	Vertical	Pass

RSE (RF) _FCC PART22&24&27_WCDMA Band 4 & LTE Band 4 & 66_1710-1785_30MHz-20GHz



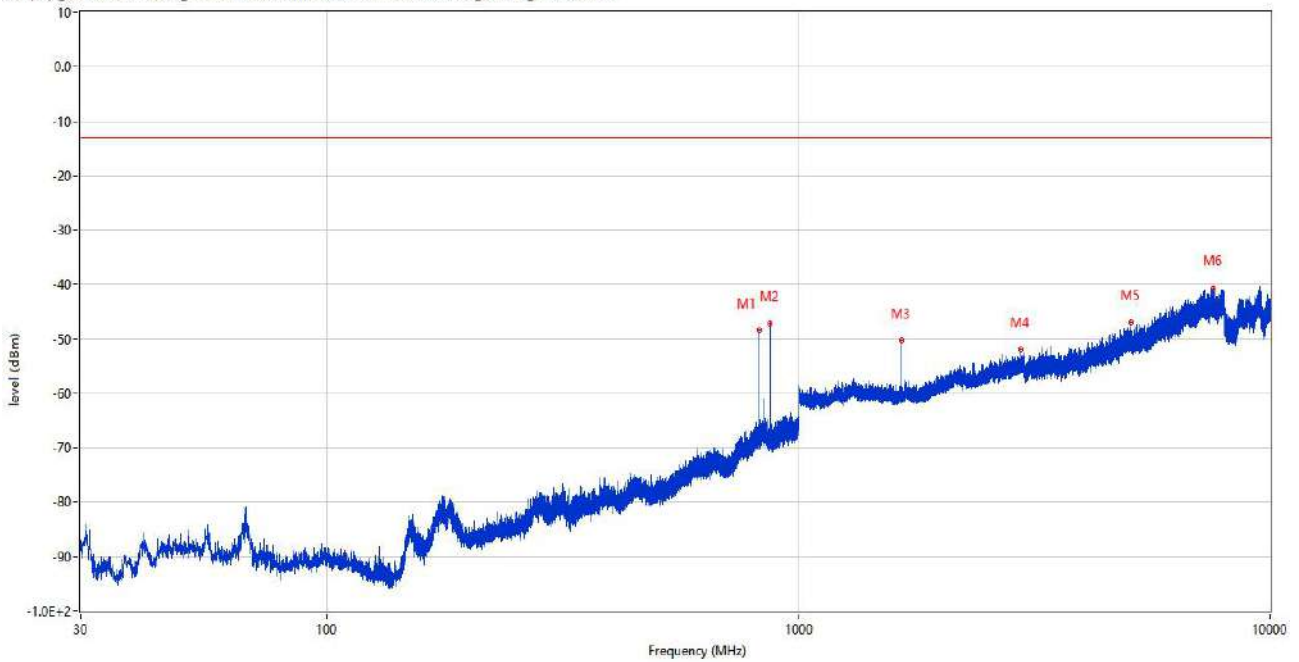
Frequency (MHz)	Result (dBm)	Factor (dB)	Limit (dBm)	Margin (dB)	Table (o)	ANT	EUT	Verdict
1729.900	-43.10	1.15	-13.0	30.10	135.00	Vertical	Horizontal	N/A
2118.400	-44.48	2.44	-13.0	31.48	209.00	Vertical	Horizontal	N/A
3458.500	-47.35	5.15	-13.0	34.35	35.00	Vertical	Horizontal	Pass
5187.250	-30.69	8.26	-13.0	17.69	1.00	Vertical	Horizontal	Pass
7475.000	-40.49	14.64	-13.0	27.49	134.00	Vertical	Horizontal	Pass
11895.713	-40.49	13.57	-13.0	27.49	360.00	Vertical	Horizontal	Pass

RSE (RF) _FCC PART22&24&27_CDMA BC0 & WCDMA Band5 & LTE Band 5 & 26_814-849_30MHz-10GHz



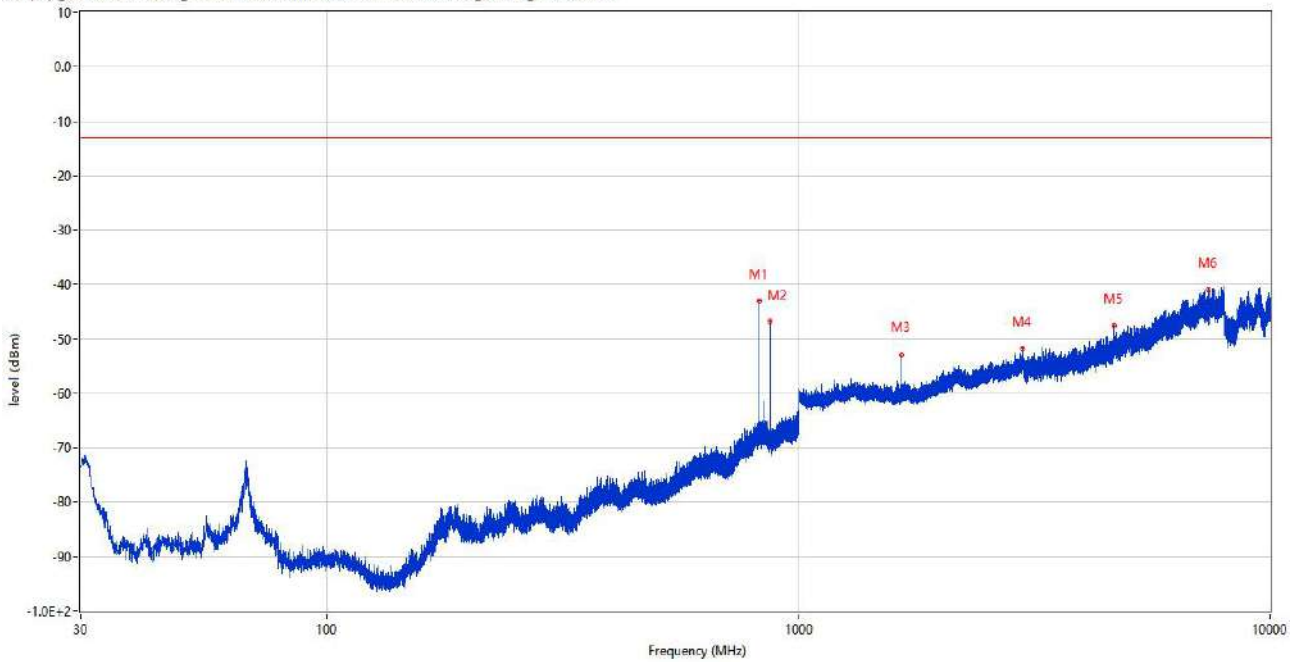
Frequency (MHz)	Result (dBm)	Factor (dB)	Limit (dBm)	Margin (dB)	Table (o)	ANT	EUT	Verdict
824.575	-44.92	5.20	-13.0	31.92	222.00	Horizontal	Horizontal	N/A
869.826	-46.82	4.17	-13.0	33.82	41.00	Horizontal	Horizontal	N/A
1649.600	-50.33	-5.96	-13.0	37.33	86.00	Horizontal	Horizontal	Pass
2474.200	-44.09	-1.51	-13.0	31.09	101.00	Horizontal	Horizontal	Pass
3906.250	-50.51	6.02	-13.0	37.51	153.00	Horizontal	Horizontal	Pass
7192.500	-40.93	14.07	-13.0	27.93	3.00	Horizontal	Horizontal	Pass

RSE (RF) _FCC PART22&24&27_CDMA BC0 & WCDMA Band5 & LTE Band 5 & 26_814-849_30MHz-10GHz



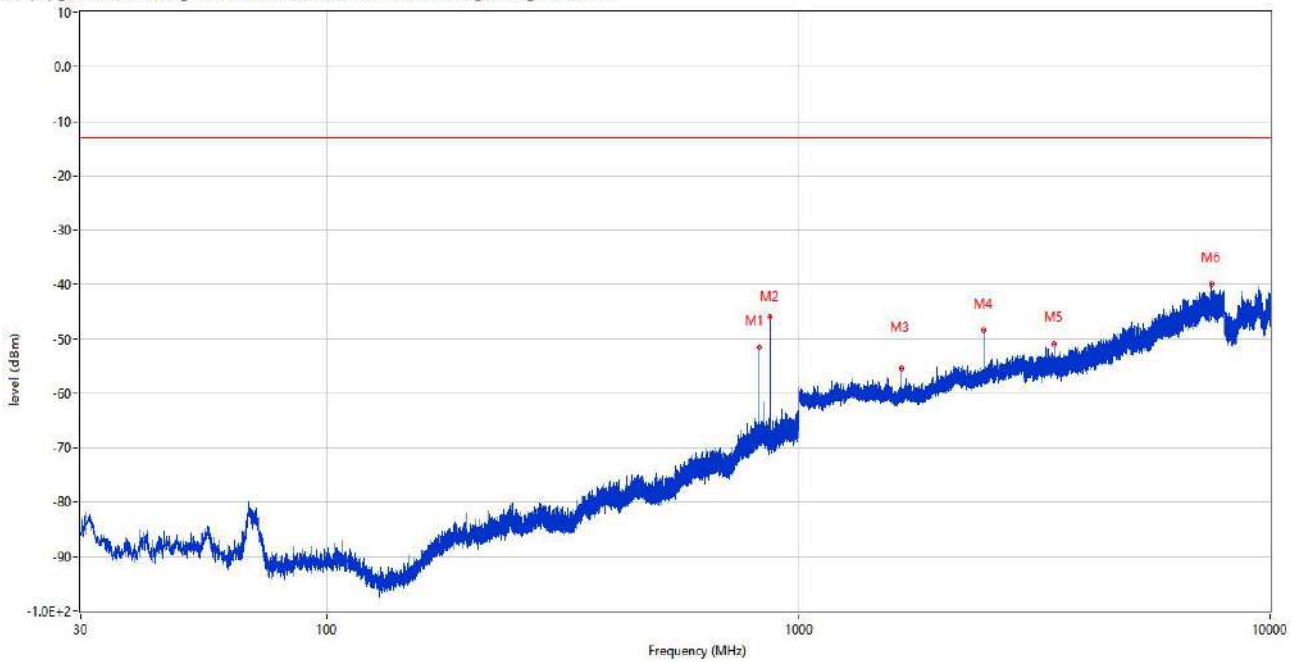
Frequency (MHz)	Result (dBm)	Factor (dB)	Limit (dBm)	Margin (dB)	Table (o)	ANT	EUT	Verdict
824.575	-48.51	5.20	-13.0	35.51	183.00	Horizontal	Vertical	N/A
869.535	-47.14	4.18	-13.0	34.14	41.00	Horizontal	Vertical	N/A
1649.700	-50.27	-5.96	-13.0	37.27	125.00	Horizontal	Vertical	Pass
2961.500	-52.01	2.26	-13.0	39.01	167.00	Horizontal	Vertical	Pass
5061.250	-47.02	9.84	-13.0	34.02	88.00	Horizontal	Vertical	Pass
7581.500	-40.68	13.98	-13.0	27.68	301.00	Horizontal	Vertical	Pass

RSE (RF) _FCC PART22&24&27_CDMA BC0 & WCDMA Band5 & LTE Band 5 & 26_814-849_30MHz-10GHz



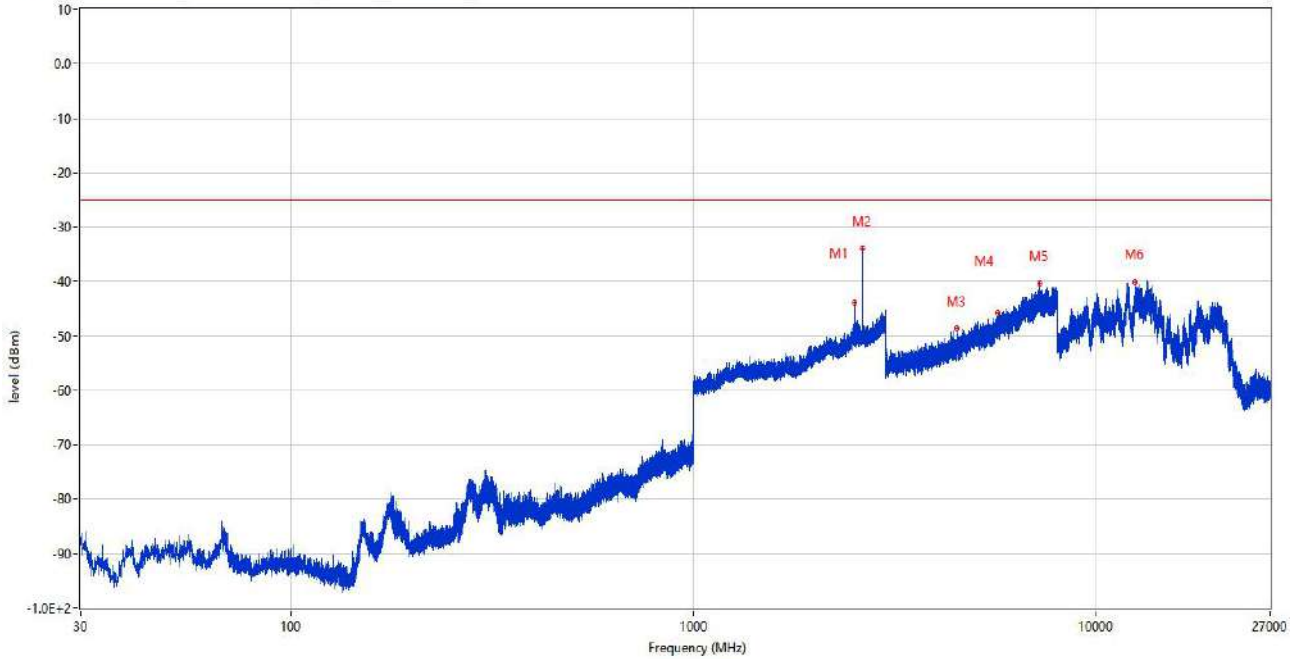
Frequency (MHz)	Result (dBm)	Factor (dB)	Limit (dBm)	Margin (dB)	Table (o)	ANT	EUT	Verdict
824.624	-42.99	5.20	-13.0	29.99	48.00	Vertical	Vertical	N/A
869.341	-46.73	4.19	-13.0	33.73	359.00	Vertical	Vertical	N/A
1649.700	-52.90	-5.96	-13.0	39.90	345.00	Vertical	Vertical	Pass
2979.600	-51.77	2.23	-13.0	38.77	199.00	Vertical	Vertical	Pass
4678.750	-47.58	7.81	-13.0	34.58	318.00	Vertical	Vertical	Pass
7402.750	-40.90	13.97	-13.0	27.90	20.00	Vertical	Vertical	Pass

RSE (RF) _FCC PART22&24&27_CDMA BC0 & WCDMA Band5 & LTE Band 5 & 26_814-849_30MHz-10GHz



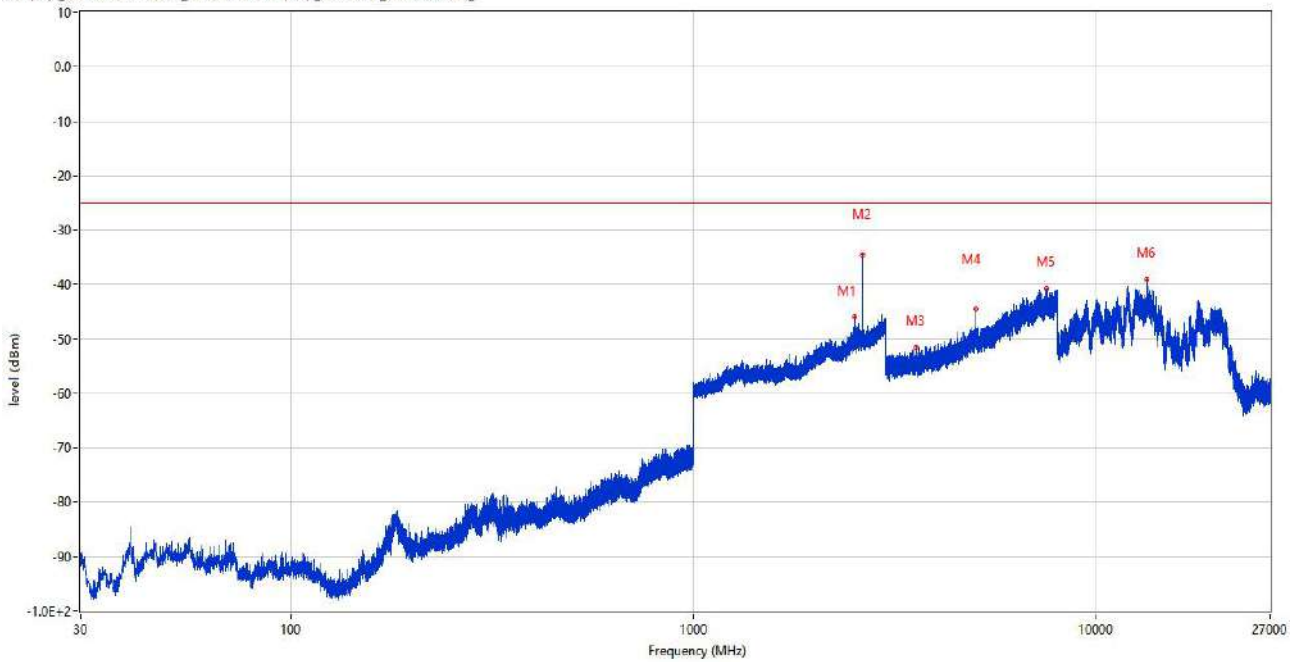
Frequency (MHz)	Result (dBm)	Factor (dB)	Limit (dBm)	Margin (dB)	Table (o)	ANT	EUT	Verdict
824.624	-51.56	5.20	-13.0	38.56	218.00	Vertical	Horizontal	N/A
869.390	-45.97	4.19	-13.0	32.97	131.00	Vertical	Horizontal	N/A
1649.600	-55.53	-5.96	-13.0	42.53	295.00	Vertical	Horizontal	Pass
2474.100	-48.44	-1.50	-13.0	35.44	341.00	Vertical	Horizontal	Pass
3485.500	-50.86	4.87	-13.0	37.86	284.00	Vertical	Horizontal	Pass
7518.000	-40.02	14.01	-13.0	27.02	251.00	Vertical	Horizontal	Pass

RSE (RF) _FCC PART22&24&27_LTE Band 7 & 41(low) _2496-2570_30MHz-27GHz_



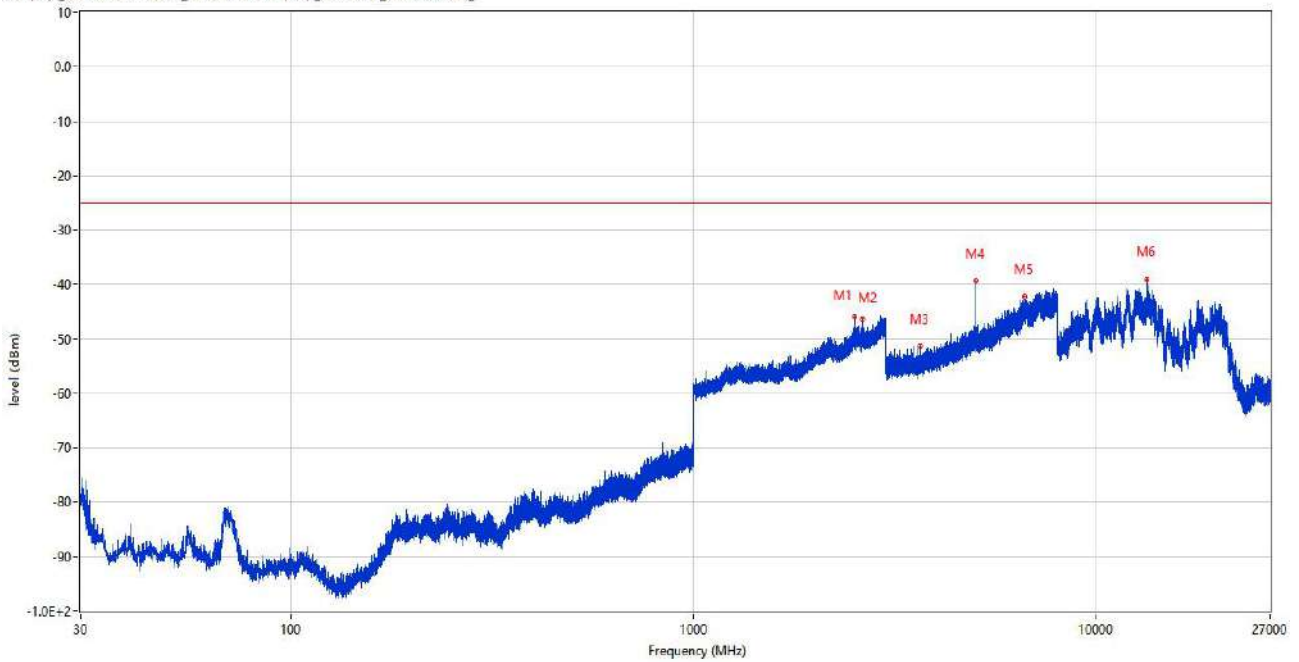
Frequency (MHz)	Result (dBm)	Factor (dB)	Limit (dBm)	Margin (dB)	Table (o)	ANT	EUT	Verdict
2505.700	-43.95	6.09	-25.0	18.95	129.00	Horizontal	Horizontal	N/A
2625.100	-33.94	5.77	-25.0	8.94	236.00	Horizontal	Horizontal	N/A
4495.250	-48.69	7.60	-25.0	23.69	360.00	Horizontal	Horizontal	Pass
5677.500	-45.63	9.60	-25.0	20.63	250.00	Horizontal	Horizontal	Pass
7229.250	-40.32	14.55	-25.0	15.32	57.00	Horizontal	Horizontal	Pass
12498.962	-40.04	14.71	-25.0	15.04	242.00	Horizontal	Horizontal	Pass

RSE (RF) _FCC PART22&24&27_LTE Band 7 & 41(low) _2496-2570_30MHz-27GHz_



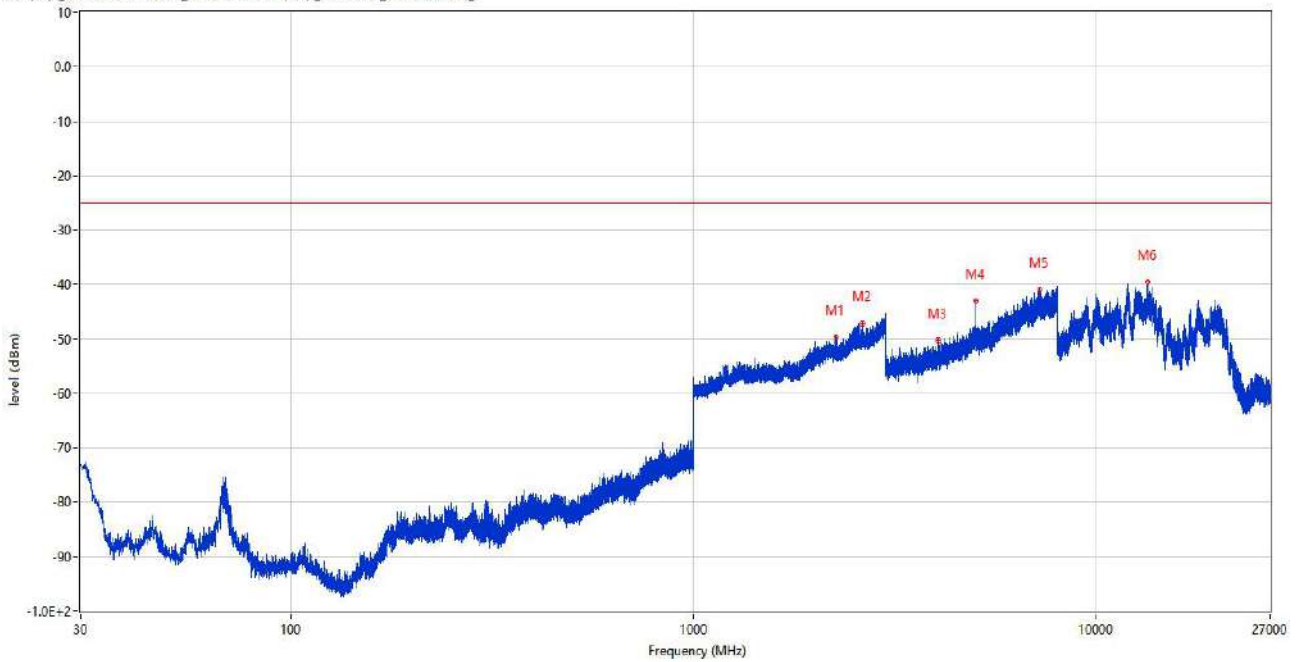
Frequency (MHz)	Result (dBm)	Factor (dB)	Limit (dBm)	Margin (dB)	Table (o)	ANT	EUT	Verdict
2505.300	-45.92	6.08	-25.0	20.92	363.00	Horizontal	Vertical	N/A
2624.800	-34.60	5.74	-25.0	9.60	234.00	Horizontal	Vertical	N/A
3575.750	-51.58	5.58	-25.0	26.58	250.00	Horizontal	Vertical	Pass
5010.000	-44.46	8.82	-25.0	19.46	250.00	Horizontal	Vertical	Pass
7518.250	-40.74	14.02	-25.0	15.74	360.00	Horizontal	Vertical	Pass
13354.276	-39.19	16.58	-25.0	14.19	360.00	Horizontal	Vertical	Pass

RSE (RF) _FCC PART22&24&27_LTE Band 7 & 41(low) _2496-2570_30MHz-27GHz_



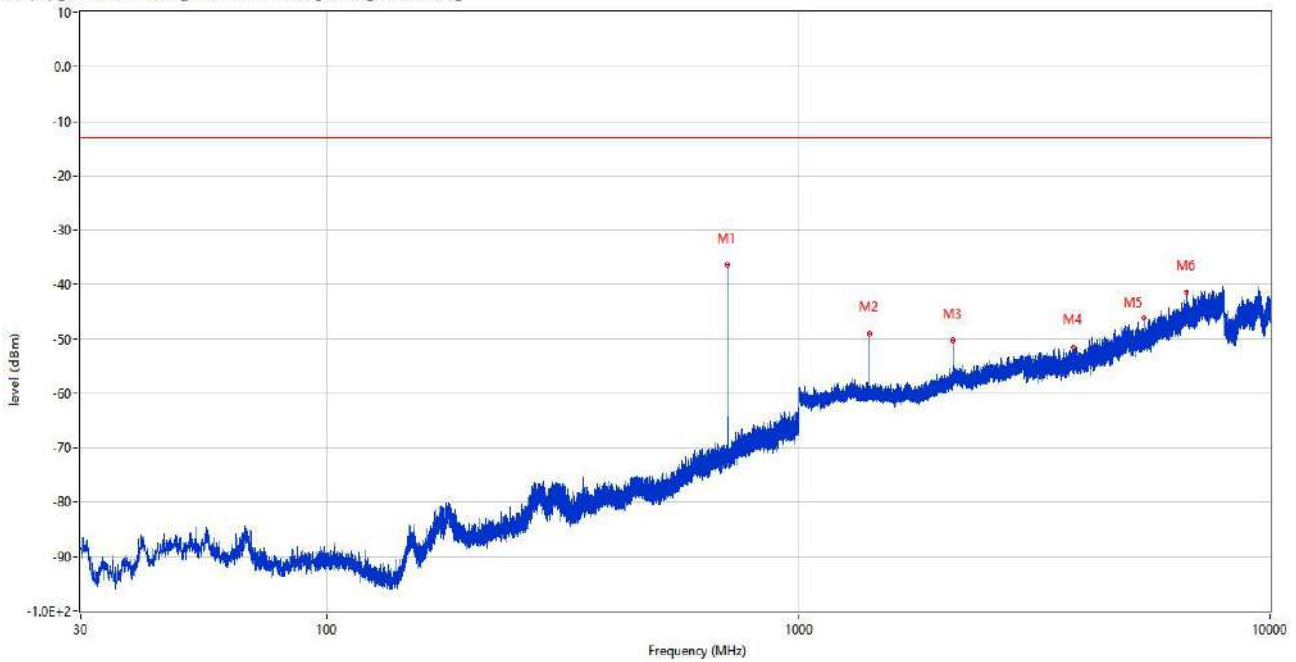
Frequency (MHz)	Result (dBm)	Factor (dB)	Limit (dBm)	Margin (dB)	Table (o)	ANT	EUT	Verdict
2505.300	-45.94	6.08	-25.0	20.94	68.00	Vertical	Vertical	N/A
2624.000	-46.42	5.81	-25.0	21.42	204.00	Vertical	Vertical	N/A
3654.500	-51.33	5.08	-25.0	26.33	360.00	Vertical	Vertical	Pass
5009.750	-39.37	8.83	-25.0	14.37	161.00	Vertical	Vertical	Pass
6645.500	-42.12	12.77	-25.0	17.12	360.00	Vertical	Vertical	Pass
13375.537	-39.00	16.78	-25.0	14.00	3.00	Vertical	Vertical	Pass

RSE (RF) _FCC PART22&24&27_LTE Band 7 & 41(low) _2496-2570_30MHz-27GHz_



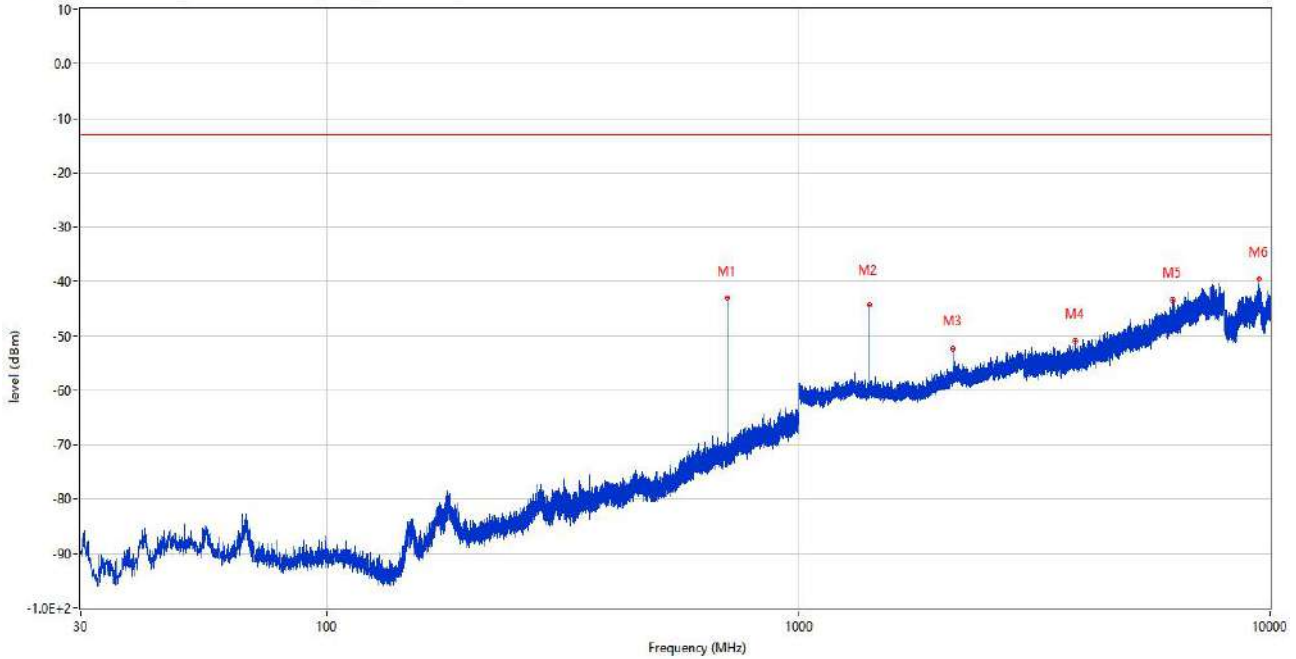
Frequency (MHz)	Result (dBm)	Factor (dB)	Limit (dBm)	Margin (dB)	Table (o)	ANT	EUT	Verdict
2252.800	-49.73	3.41	-25.0	24.73	232.00	Vertical	Horizontal	Pass
2621.600	-47.12	5.58	-25.0	22.12	251.00	Vertical	Horizontal	N/A
4038.000	-50.23	6.64	-25.0	25.23	5.00	Vertical	Horizontal	Pass
5009.500	-43.04	8.83	-25.0	18.04	360.00	Vertical	Horizontal	Pass
7243.500	-40.88	14.97	-25.0	15.88	142.00	Vertical	Horizontal	Pass
13385.513	-39.52	16.87	-25.0	14.52	23.00	Vertical	Horizontal	Pass

RSE (RF) _FCC PART22&24&27_LTE B12 & B17 & B28 _699-748_30MHz-10GHz_



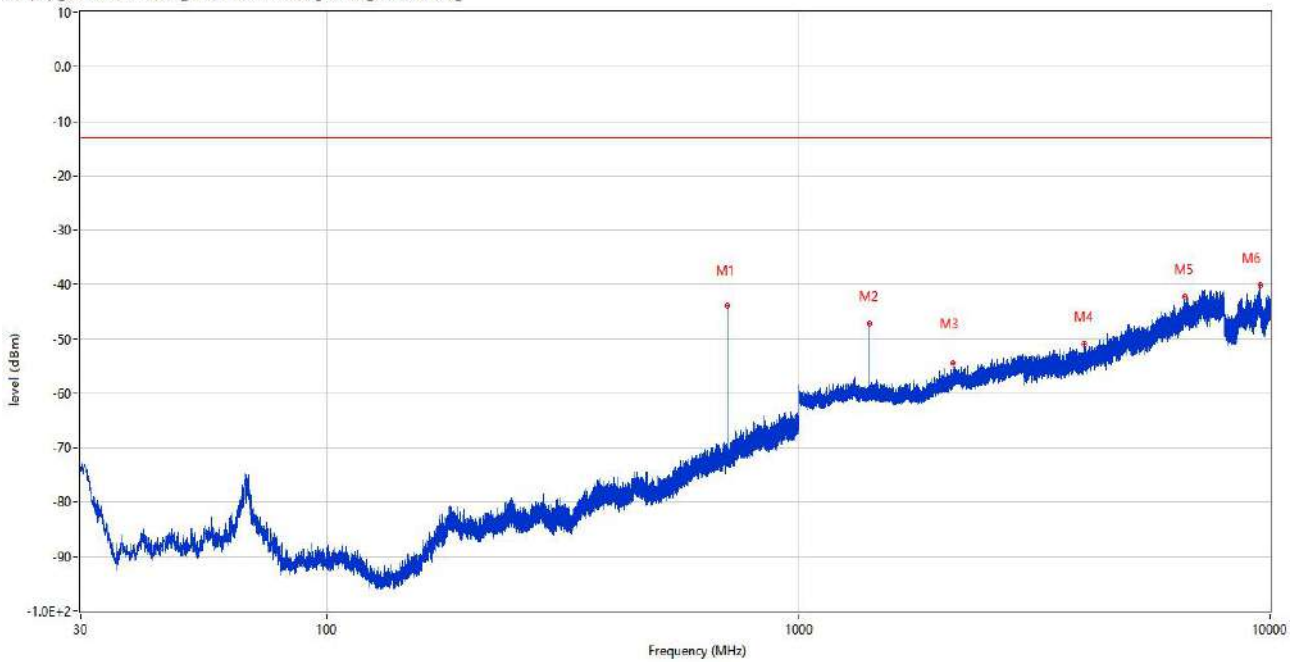
Frequency (MHz)	Result (dBm)	Factor (dB)	Limit (dBm)	Margin (dB)	Table (o)	ANT	EUT	Verdict
707.594	-36.34	1.42	-13.0	23.34	226.00	Horizontal	Horizontal	N/A
1415.900	-49.09	-5.29	-13.0	36.09	307.00	Horizontal	Horizontal	Pass
2123.900	-50.23	-2.74	-13.0	37.23	90.00	Horizontal	Horizontal	Pass
3828.000	-51.44	5.50	-13.0	38.44	298.00	Horizontal	Horizontal	Pass
5386.500	-46.18	9.13	-13.0	33.18	115.00	Horizontal	Horizontal	Pass
6639.500	-41.31	12.72	-13.0	28.31	82.00	Horizontal	Horizontal	Pass

RSE (RF) _FCC PART22&24&27_LTE B12 & B17 & B28 _699-748_30MHz-10GHz_



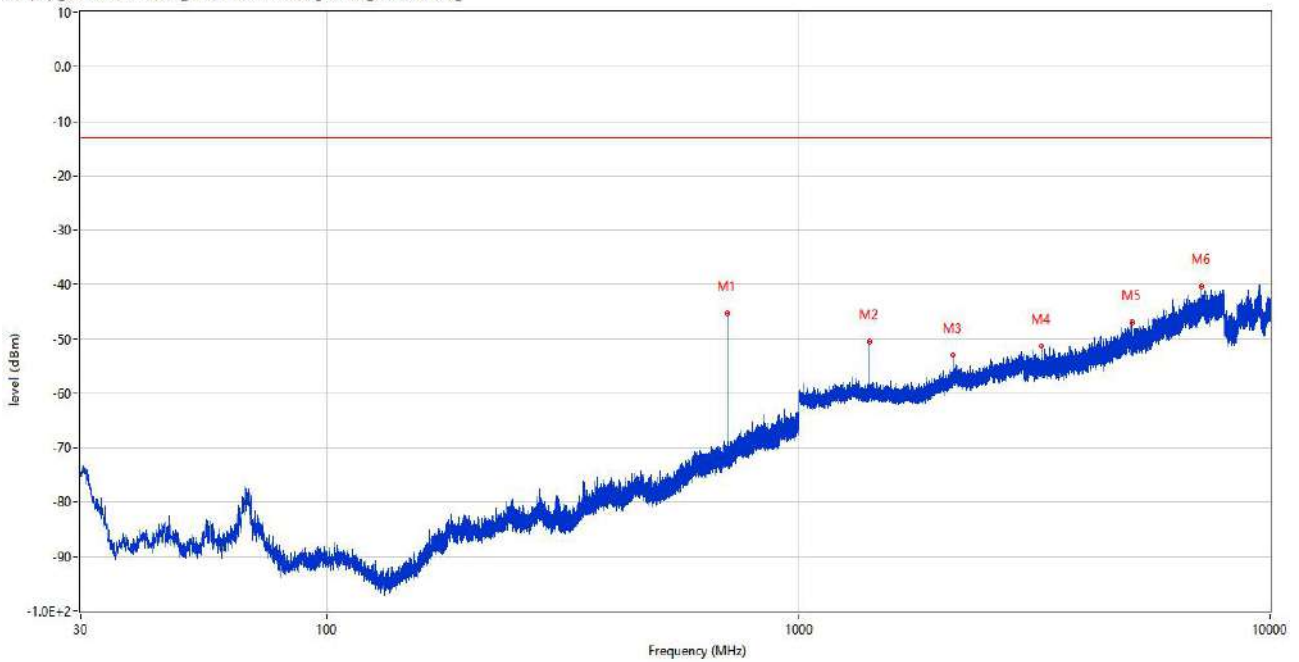
Frequency (MHz)	Result (dBm)	Factor (dB)	Limit (dBm)	Margin (dB)	Table (o)	ANT	EUT	Verdict
707.642	-43.02	1.42	-13.0	30.02	132.00	Horizontal	Vertical	N/A
1415.900	-44.29	-5.29	-13.0	31.29	296.00	Horizontal	Vertical	Pass
2123.900	-52.25	-2.74	-13.0	39.25	147.00	Horizontal	Vertical	Pass
3861.500	-50.92	6.12	-13.0	37.92	35.00	Horizontal	Vertical	Pass
6215.000	-43.36	11.39	-13.0	30.36	300.00	Horizontal	Vertical	Pass
9457.401	-39.57	13.62	-13.0	26.57	217.00	Horizontal	Vertical	Pass

RSE (RF) _FCC PART22&24&27_LTE B12 & B17 & B28 _699-748_30MHz-10GHz_



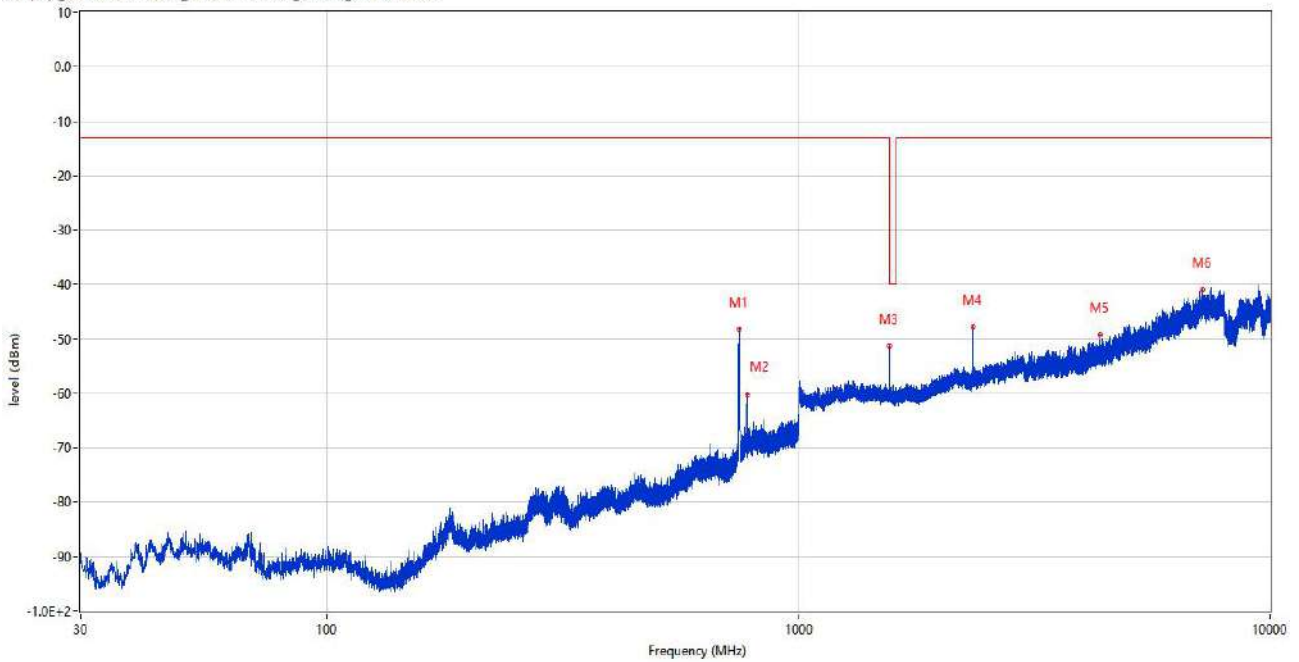
Frequency (MHz)	Result (dBm)	Factor (dB)	Limit (dBm)	Margin (dB)	Table (o)	ANT	EUT	Verdict
707.594	-43.87	1.42	-13.0	30.87	52.00	Vertical	Vertical	N/A
1416.100	-47.16	-5.30	-13.0	34.16	163.00	Vertical	Vertical	Pass
2123.800	-54.46	-2.76	-13.0	41.46	208.00	Vertical	Vertical	Pass
4042.000	-50.90	6.52	-13.0	37.90	316.00	Vertical	Vertical	Pass
6601.500	-42.28	13.37	-13.0	29.28	151.00	Vertical	Vertical	Pass
9511.900	-40.07	12.86	-13.0	27.07	0.00	Vertical	Vertical	Pass

RSE (RF) _FCC PART22&24&27_LTE B12 & B17 & B28 _699-748_30MHz-10GHz_



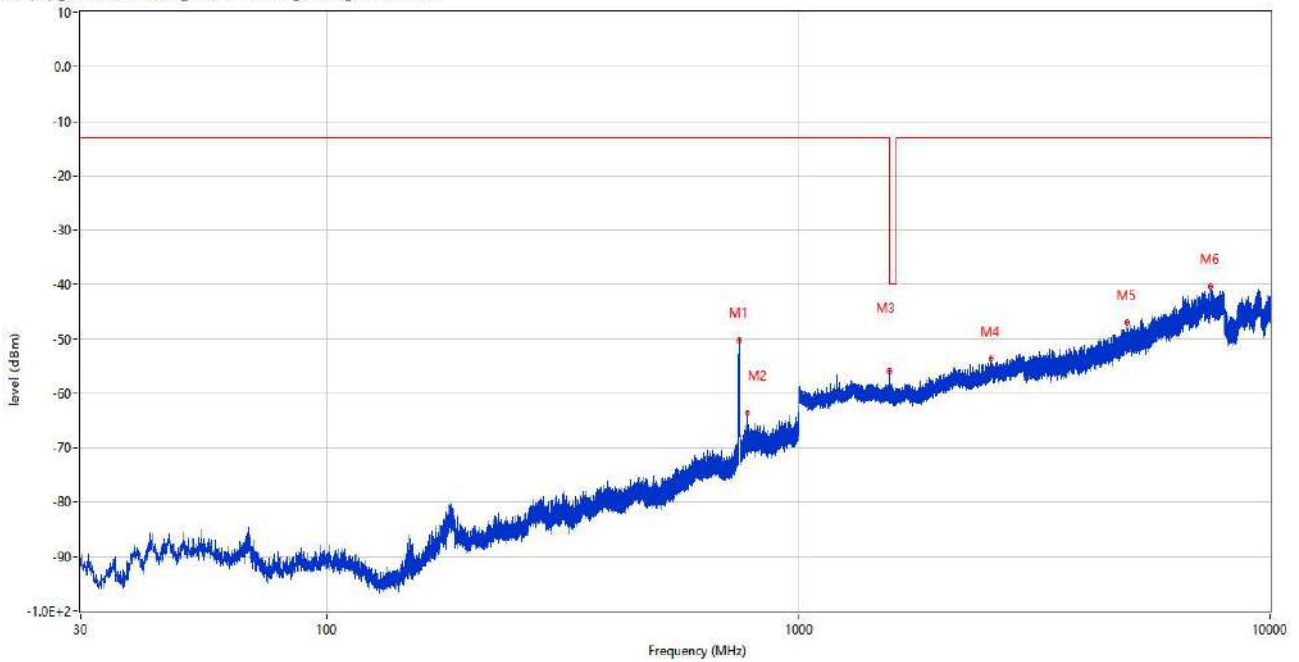
Frequency (MHz)	Result (dBm)	Factor (dB)	Limit (dBm)	Margin (dB)	Table (o)	ANT	EUT	Verdict
707.594	-45.32	1.42	-13.0	32.32	2.00	Vertical	Horizontal	N/A
1415.900	-50.58	-5.29	-13.0	37.58	142.00	Vertical	Horizontal	Pass
2123.700	-53.07	-2.78	-13.0	40.07	128.00	Vertical	Horizontal	Pass
3272.500	-51.35	3.90	-13.0	38.35	319.00	Vertical	Horizontal	Pass
5085.250	-46.96	9.18	-13.0	33.96	286.00	Vertical	Horizontal	Pass
7161.500	-40.40	14.37	-13.0	27.40	153.00	Vertical	Horizontal	Pass

RSE (RF) _FCC PART22&24&27_LTE Band 13 & 14 _777-803_30MHz-10GHz



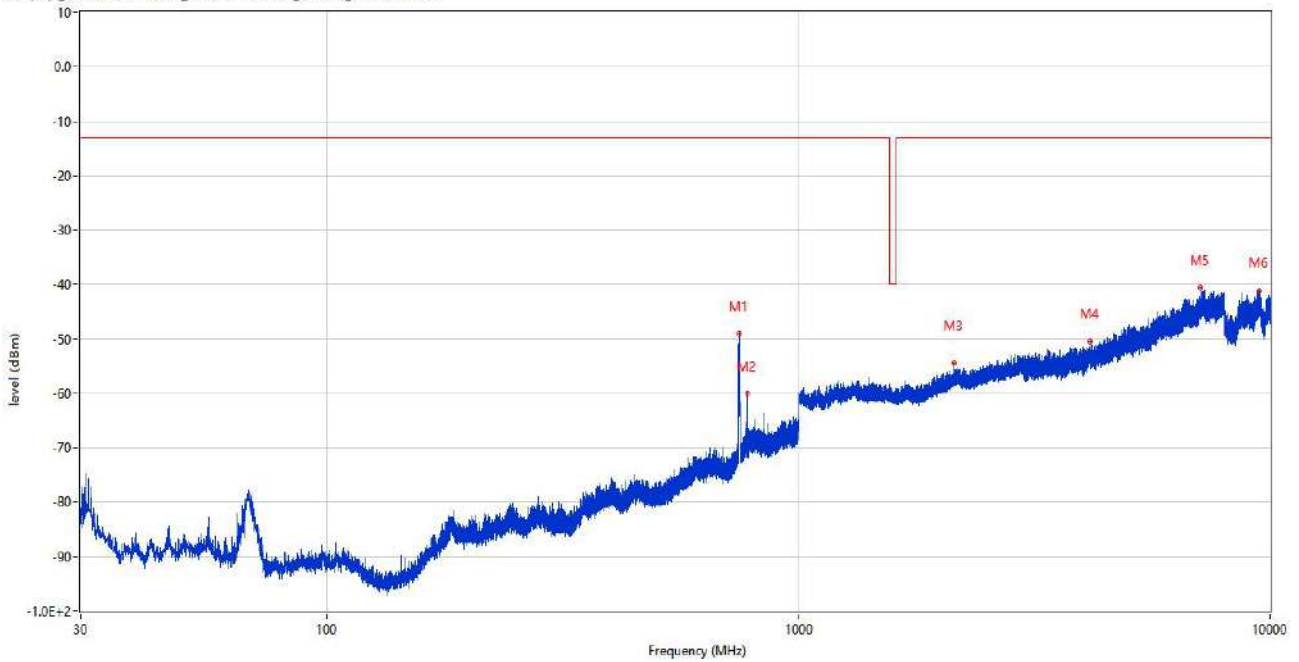
Frequency (MHz)	Result (dBm)	Factor (dB)	Limit (dBm)	Margin (dB)	Table (o)	ANT	EUT	Verdict
747.606	-48.18	1.05	-13.0	35.18	27.00	Horizontal	Horizontal	N/A
779.471	-60.27	3.72	-13.0	47.27	226.00	Horizontal	Horizontal	N/A
1559.700	-51.32	-5.65	-40.0	11.32	358.00	Horizontal	Horizontal	Pass
2339.400	-47.78	-2.12	-13.0	34.78	127.00	Horizontal	Horizontal	Pass
4359.000	-49.30	7.12	-13.0	36.30	185.00	Horizontal	Horizontal	Pass
7187.000	-41.04	14.04	-13.0	28.04	251.00	Horizontal	Horizontal	Pass

RSE (RF) _FCC PART22&24&27_LTE Band 13 & 14 _777-803_30MHz-10GHz



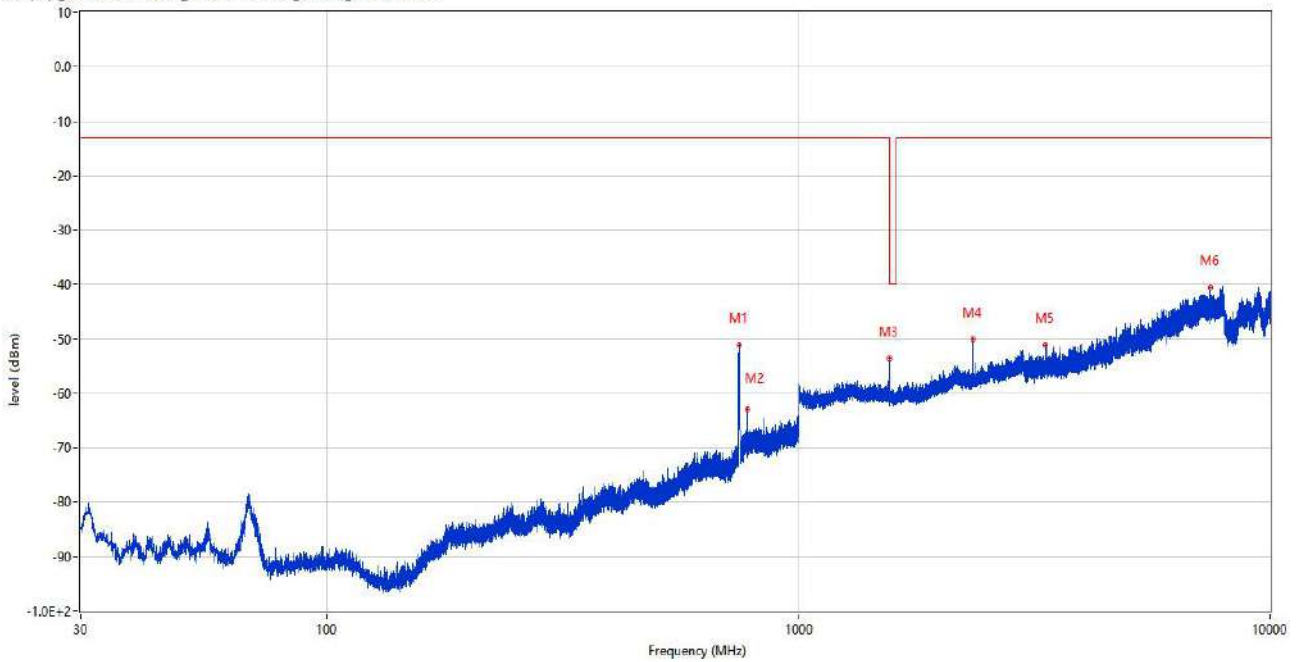
Frequency (MHz)	Result (dBm)	Factor (dB)	Limit (dBm)	Margin (dB)	Table (o)	ANT	EUT	Verdict
748.188	-50.21	1.13	-13.0	37.21	25.00	Horizontal	Vertical	N/A
779.471	-63.44	3.72	-13.0	50.44	237.00	Horizontal	Vertical	N/A
1559.800	-55.85	-5.66	-40.0	15.85	3.00	Horizontal	Vertical	Pass
2562.300	-53.56	0.09	-13.0	40.56	37.00	Horizontal	Vertical	Pass
4983.000	-47.06	9.27	-13.0	34.06	5.00	Horizontal	Vertical	Pass
7464.500	-40.34	14.31	-13.0	27.34	335.00	Horizontal	Vertical	Pass

RSE (RF) _FCC PART22&24&27_LTE Band 13 & 14 _777-803_30MHz-10GHz



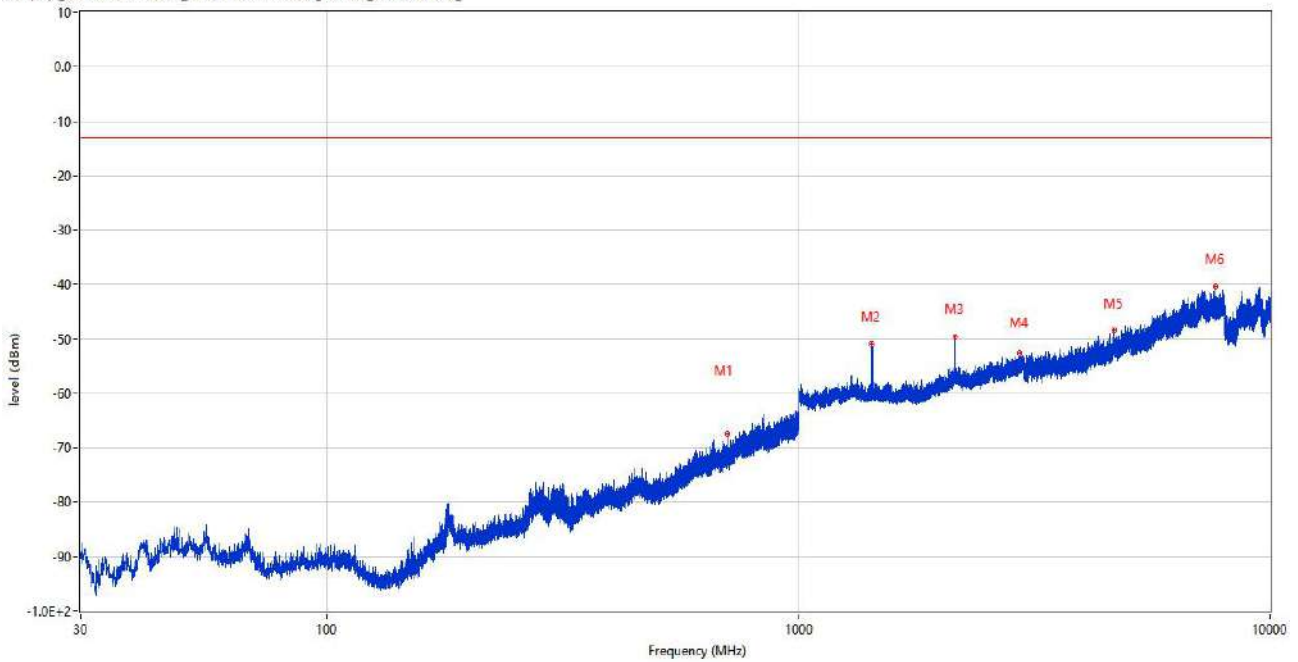
Frequency (MHz)	Result (dBm)	Factor (dB)	Limit (dBm)	Margin (dB)	Table (o)	ANT	EUT	Verdict
747.315	-49.11	1.02	-13.0	36.11	360.00	Vertical	Vertical	N/A
779.519	-60.01	3.72	-13.0	47.01	50.00	Vertical	Vertical	N/A
2134.900	-54.44	-2.35	-13.0	41.44	54.00	Vertical	Vertical	Pass
4153.000	-50.41	6.12	-13.0	37.41	285.00	Vertical	Vertical	Pass
7129.250	-40.52	13.73	-13.0	27.52	119.00	Vertical	Vertical	Pass
9470.800	-41.08	13.34	-13.0	28.08	145.00	Vertical	Vertical	Pass

RSE (RF) _FCC PART22&24&27_LTE Band 13 & 14 _777-803_30MHz-10GHz



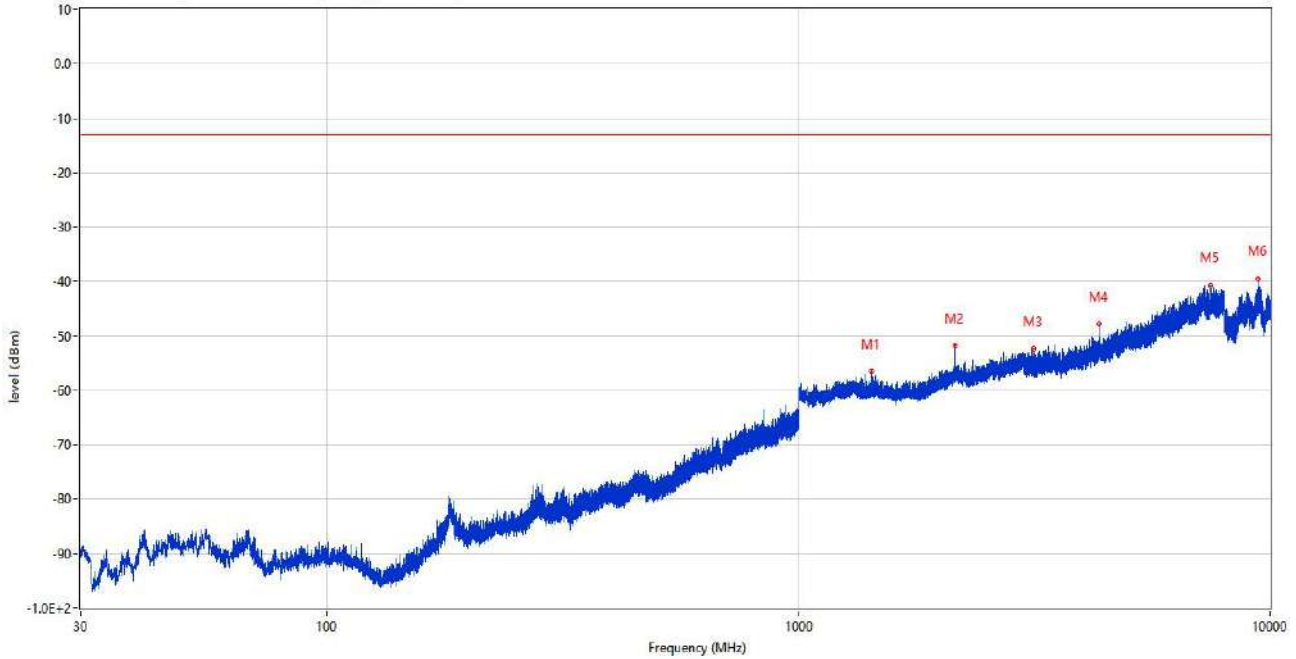
Frequency (MHz)	Result (dBm)	Factor (dB)	Limit (dBm)	Margin (dB)	Table (o)	ANT	EUT	Verdict
749.352	-51.20	1.32	-13.0	38.20	360.00	Vertical	Horizontal	N/A
779.519	-62.86	3.72	-13.0	49.86	201.00	Vertical	Horizontal	N/A
1559.800	-53.67	-5.66	-40.0	13.67	190.00	Vertical	Horizontal	Pass
2339.300	-50.14	-2.12	-13.0	37.14	33.00	Vertical	Horizontal	Pass
3334.250	-51.07	4.52	-13.0	38.07	2.00	Vertical	Horizontal	Pass
7467.500	-40.63	14.54	-13.0	27.63	117.00	Vertical	Horizontal	Pass

RSE (RF) _FCC PART22&24&27_LTE B12 & B17 & B28 _699-748_30MHz-10GHz_



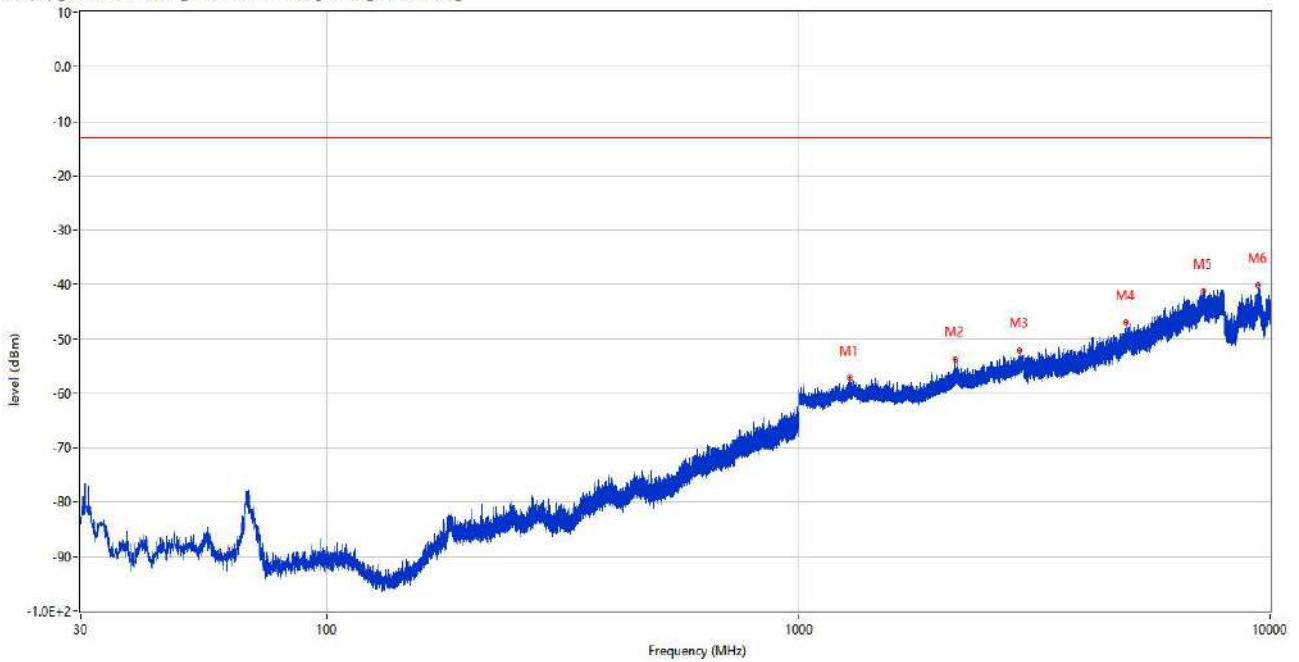
Frequency (MHz)	Result (dBm)	Factor (dB)	Limit (dBm)	Margin (dB)	Table (o)	ANT	EUT	Verdict
707.206	-67.39	1.41	-13.0	54.39	333.00	Horizontal	Horizontal	N/A
1431.600	-50.93	-5.24	-13.0	37.93	129.00	Horizontal	Horizontal	Pass
2147.100	-49.58	-2.05	-13.0	36.58	129.00	Horizontal	Horizontal	Pass
2936.700	-52.66	1.52	-13.0	39.66	0.00	Horizontal	Horizontal	Pass
4670.250	-48.45	7.92	-13.0	35.45	2.00	Horizontal	Horizontal	Pass
7662.250	-40.34	13.29	-13.0	27.34	23.00	Horizontal	Horizontal	Pass

RSE (RF) _FCC PART22&24&27_LTE B12 & B17 & B28 _699-748_30MHz-10GHz_



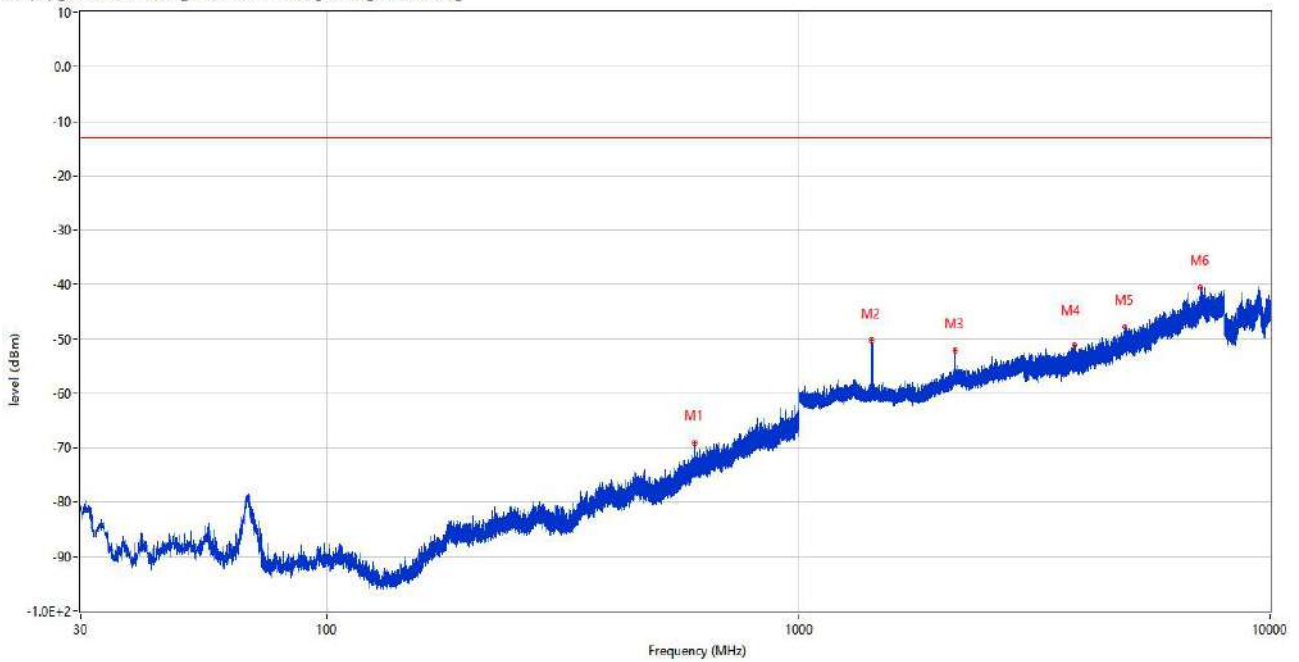
Frequency (MHz)	Result (dBm)	Factor (dB)	Limit (dBm)	Margin (dB)	Table (o)	ANT	EUT	Verdict
1431.600	-56.53	-5.24	-13.0	43.53	316.00	Horizontal	Vertical	Pass
2147.100	-51.74	-2.05	-13.0	38.74	165.00	Horizontal	Vertical	Pass
3153.000	-52.42	3.70	-13.0	39.42	10.00	Horizontal	Vertical	Pass
4350.000	-47.76	7.35	-13.0	34.76	231.00	Horizontal	Vertical	Pass
7477.000	-40.66	14.56	-13.0	27.66	321.00	Horizontal	Vertical	Pass
9448.600	-39.42	13.77	-13.0	26.42	360.00	Horizontal	Vertical	Pass

RSE (RF) _FCC PART22&24&27_LTE B12 & B17 & B28 _699-748_30MHz-10GHz_



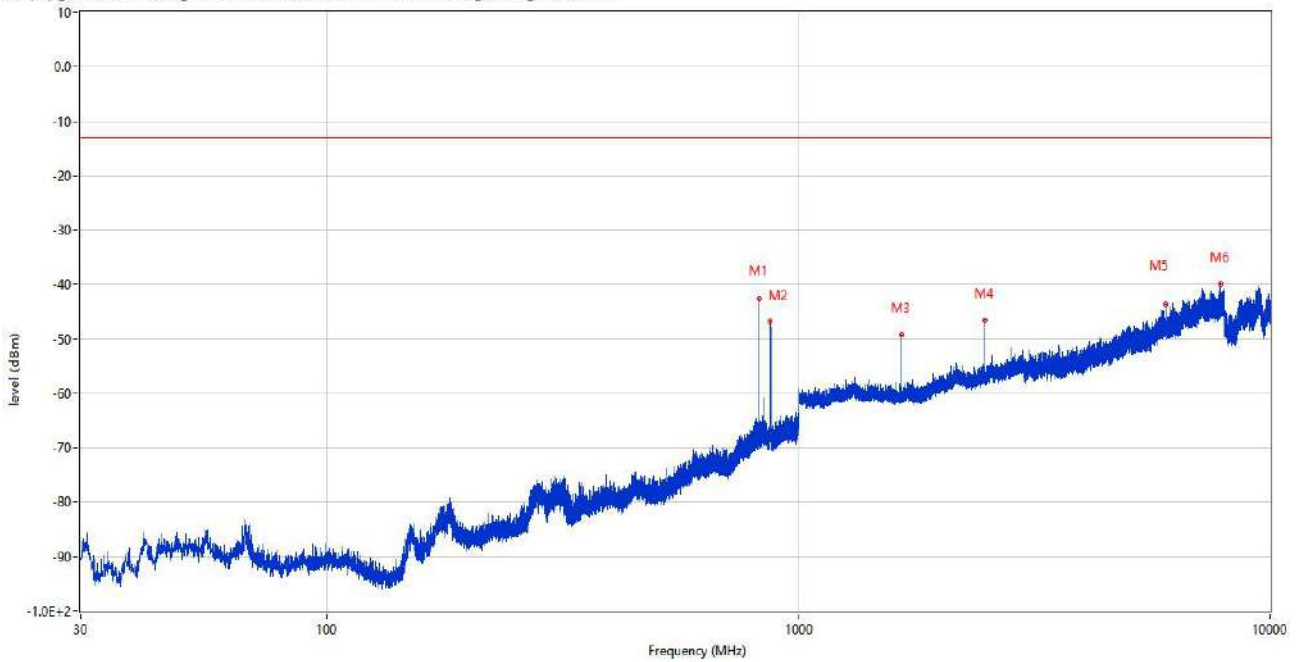
Frequency (MHz)	Result (dBm)	Factor (dB)	Limit (dBm)	Margin (dB)	Table (o)	ANT	EUT	Verdict
1286.100	-57.08	-4.70	-13.0	44.08	0.00	Vertical	Vertical	Pass
2146.700	-53.70	-2.11	-13.0	40.70	258.00	Vertical	Vertical	Pass
2949.500	-52.06	1.82	-13.0	39.06	355.00	Vertical	Vertical	Pass
4937.500	-46.93	8.46	-13.0	33.93	129.00	Vertical	Vertical	Pass
7235.000	-41.24	14.76	-13.0	28.24	85.00	Vertical	Vertical	Pass
9448.901	-40.21	13.77	-13.0	27.21	0.00	Vertical	Vertical	Pass

RSE (RF) _FCC PART22&24&27_LTE B12 & B17 & B28 _699-748_30MHz-10GHz_



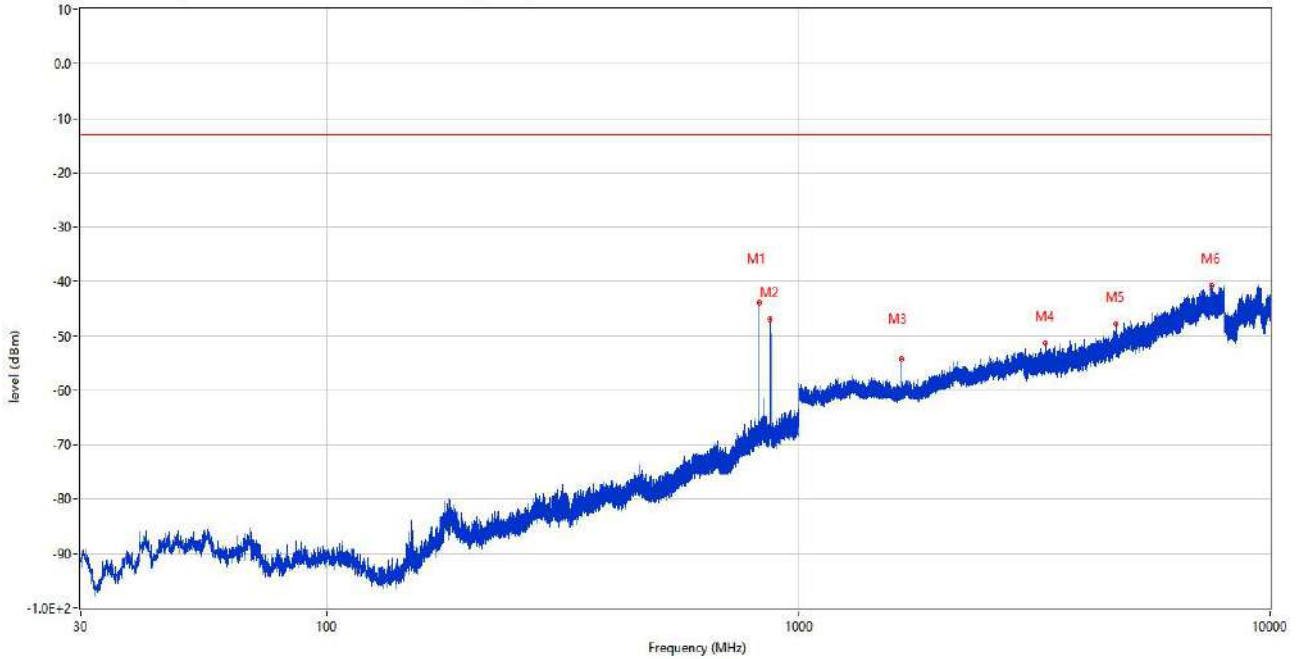
Frequency (MHz)	Result (dBm)	Factor (dB)	Limit (dBm)	Margin (dB)	Table (o)	ANT	EUT	Verdict
601.670	-69.04	-0.30	-13.0	56.04	155.00	Vertical	Horizontal	Pass
1431.600	-50.22	-5.24	-13.0	37.22	140.00	Vertical	Horizontal	Pass
2147.000	-52.22	-2.06	-13.0	39.22	121.00	Vertical	Horizontal	Pass
3852.750	-51.03	6.48	-13.0	38.03	2.00	Vertical	Horizontal	Pass
4918.250	-47.80	8.44	-13.0	34.80	191.00	Vertical	Horizontal	Pass
7133.000	-40.62	13.85	-13.0	27.62	205.00	Vertical	Horizontal	Pass

RSE (RF) _FCC PART22&24&27_CDMA BC0 & WCDMA Band5 & LTE Band 5 & 26_814-849_30MHz-10GHz



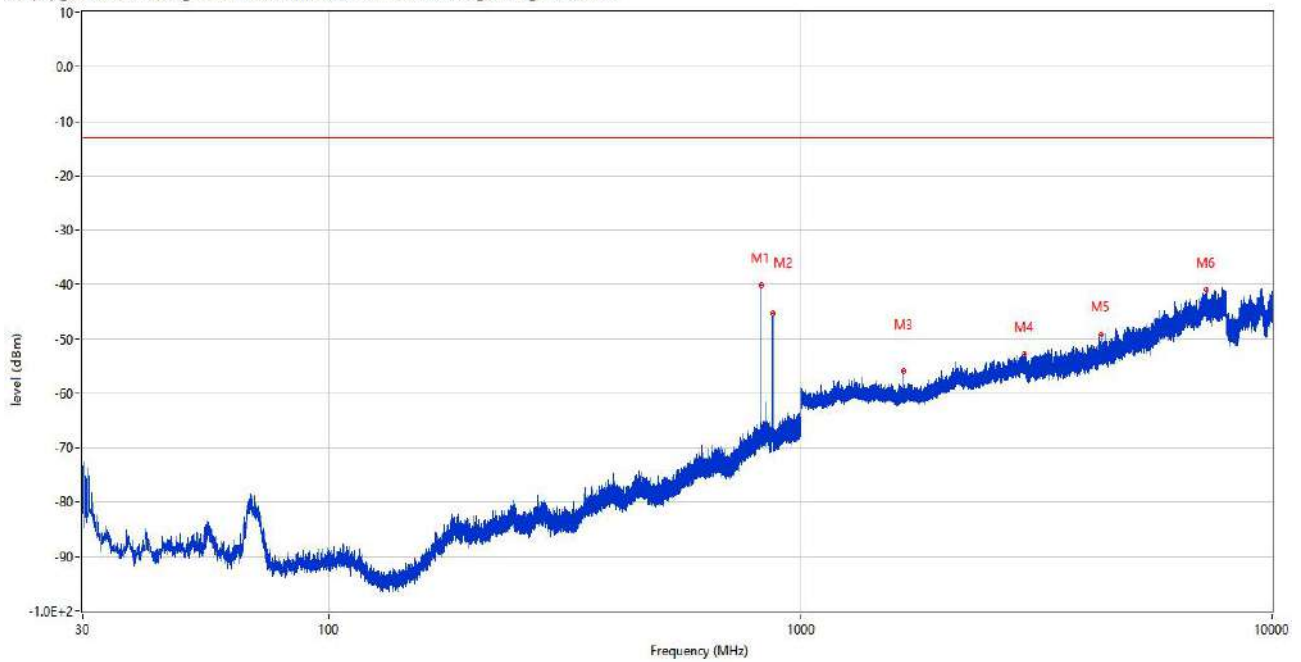
Frequency (MHz)	Result (dBm)	Factor (dB)	Limit (dBm)	Margin (dB)	Table (o)	ANT	EUT	Verdict
826.418	-42.64	5.28	-13.0	29.64	217.00	Horizontal	Horizontal	N/A
872.202	-46.68	4.07	-13.0	33.68	44.00	Horizontal	Horizontal	N/A
1653.900	-49.18	-5.83	-13.0	36.18	90.00	Horizontal	Horizontal	Pass
2480.400	-46.63	-1.17	-13.0	33.63	100.00	Horizontal	Horizontal	Pass
5999.250	-43.65	11.20	-13.0	30.65	269.00	Horizontal	Horizontal	Pass
7839.250	-40.01	14.87	-13.0	27.01	285.00	Horizontal	Horizontal	Pass

RSE (RF) _FCC PART22&24&27_CDMA BC0 & WCDMA Band5 & LTE Band 5 & 26_814-849_30MHz-10GHz



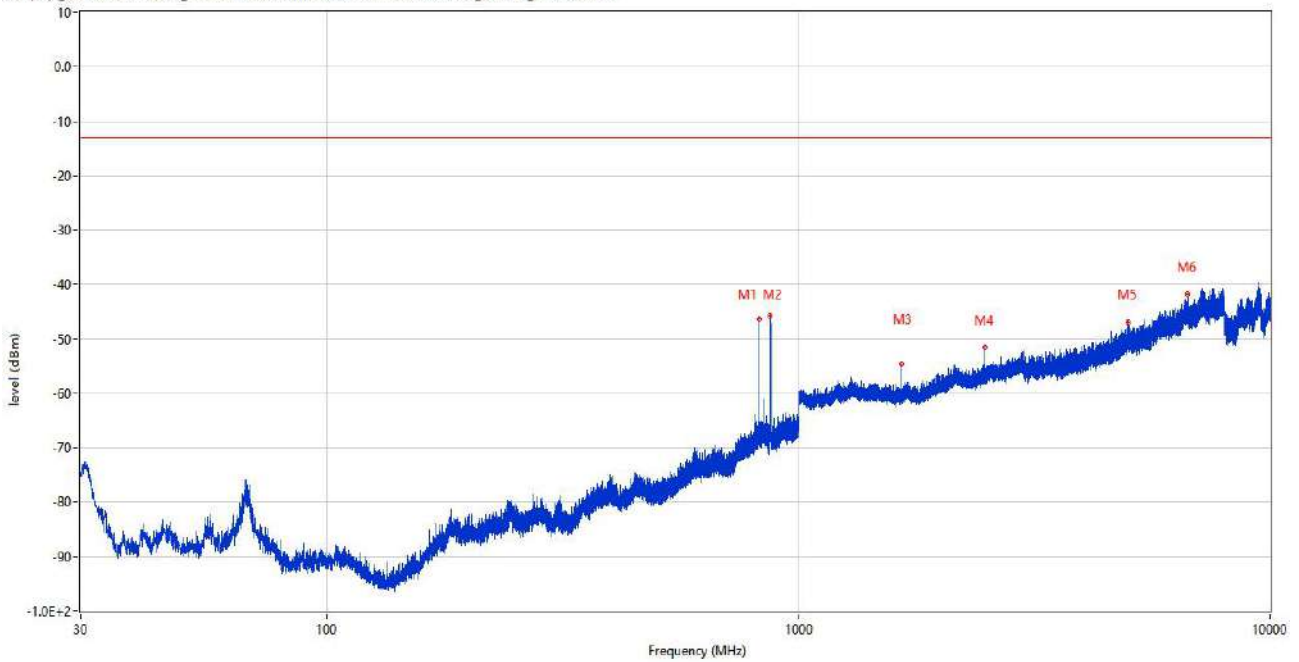
Frequency (MHz)	Result (dBm)	Factor (dB)	Limit (dBm)	Margin (dB)	Table (o)	ANT	EUT	Verdict
826.467	-43.93	5.28	-13.0	30.93	185.00	Horizontal	Vertical	N/A
872.396	-46.88	4.06	-13.0	33.88	62.00	Horizontal	Vertical	N/A
1654.100	-54.12	-5.82	-13.0	41.12	194.00	Horizontal	Vertical	Pass
3347.000	-51.25	4.16	-13.0	38.25	303.00	Horizontal	Vertical	Pass
4713.750	-47.86	6.98	-13.0	34.86	105.00	Horizontal	Vertical	Pass
7493.250	-40.73	13.94	-13.0	27.73	73.00	Horizontal	Vertical	Pass

RSE (RF) _FCC PART22&24&27_CDMA BC0 & WCDMA Band5 & LTE Band 5 & 26_814-849_30MHz-10GHz



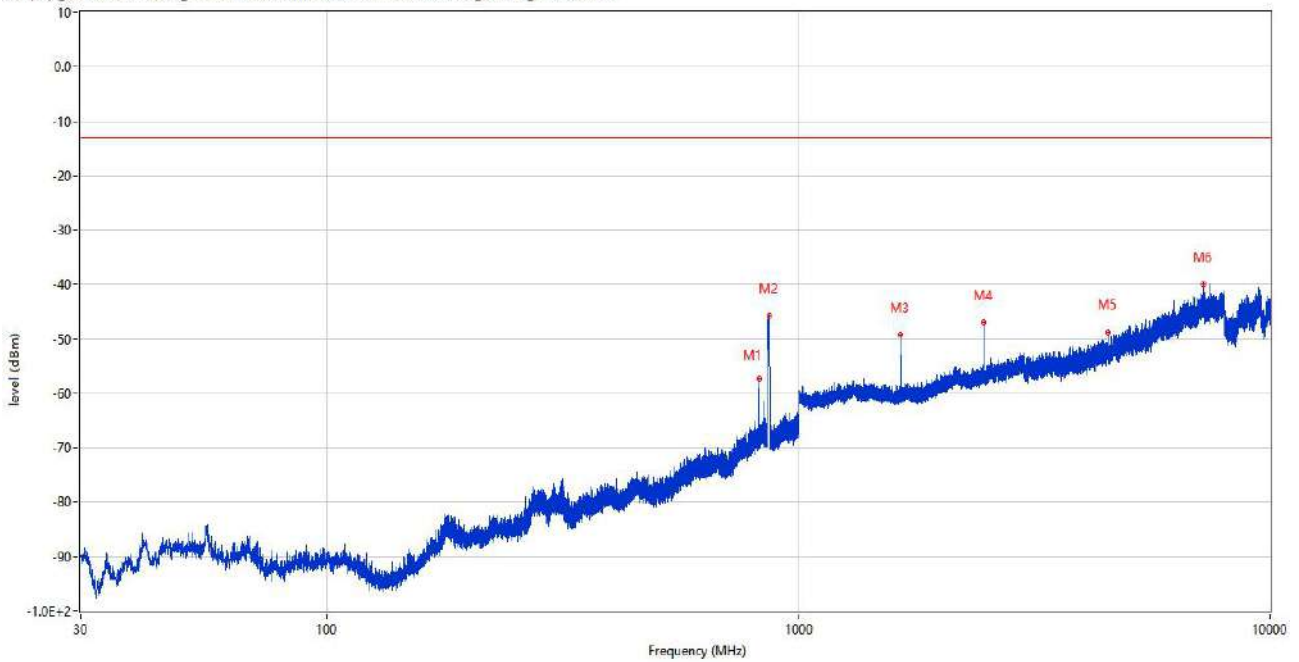
Frequency (MHz)	Result (dBm)	Factor (dB)	Limit (dBm)	Margin (dB)	Table (o)	ANT	EUT	Verdict
826.564	-40.06	5.29	-13.0	27.06	54.00	Vertical	Vertical	N/A
873.221	-45.36	4.02	-13.0	32.36	247.00	Vertical	Vertical	N/A
1653.800	-55.93	-5.83	-13.0	42.93	132.00	Vertical	Vertical	Pass
2980.500	-52.75	2.26	-13.0	39.75	91.00	Vertical	Vertical	Pass
4330.500	-49.16	7.08	-13.0	36.16	3.00	Vertical	Vertical	Pass
7254.500	-40.95	14.70	-13.0	27.95	185.00	Vertical	Vertical	Pass

RSE (RF) _FCC PART22&24&27_CDMA BC0 & WCDMA Band5 & LTE Band 5 & 26_814-849_30MHz-10GHz



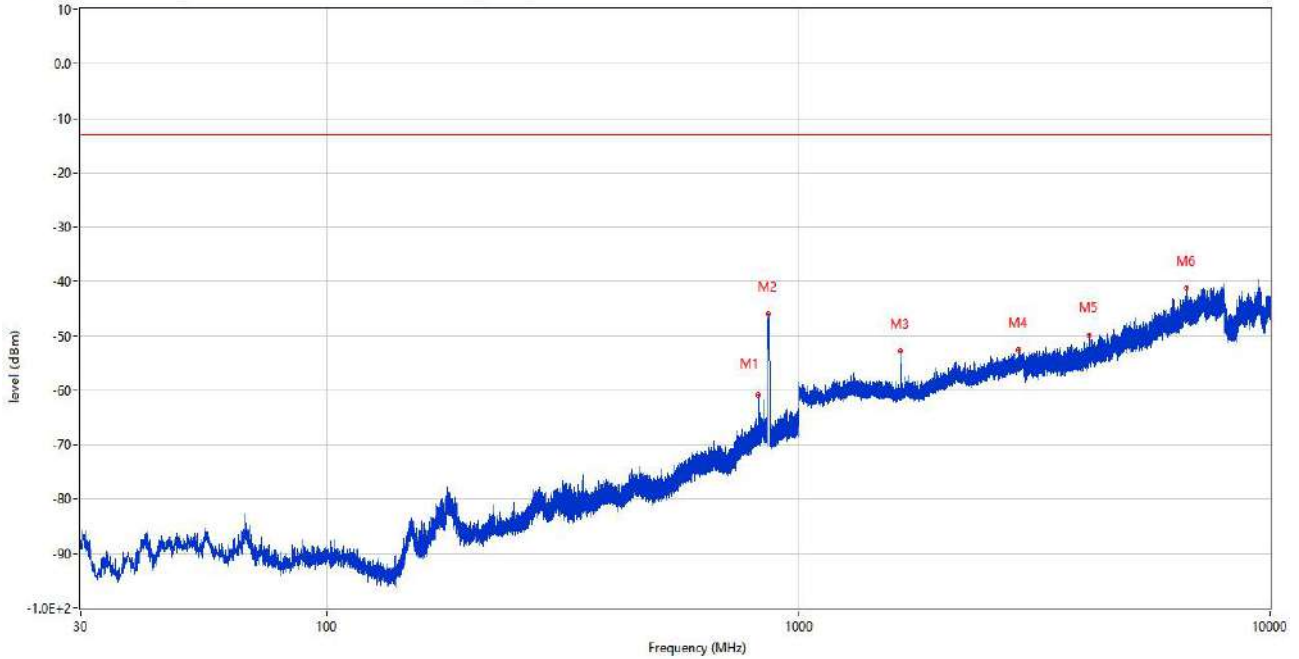
Frequency (MHz)	Result (dBm)	Factor (dB)	Limit (dBm)	Margin (dB)	Table (o)	ANT	EUT	Verdict
826.516	-46.36	5.28	-13.0	33.36	210.00	Vertical	Horizontal	N/A
871.524	-45.70	4.21	-13.0	32.70	282.00	Vertical	Horizontal	N/A
1653.700	-54.74	-5.83	-13.0	41.74	301.00	Vertical	Horizontal	Pass
2480.300	-51.51	-1.18	-13.0	38.51	45.00	Vertical	Horizontal	Pass
4986.500	-46.89	9.15	-13.0	33.89	360.00	Vertical	Horizontal	Pass
6685.750	-41.76	12.77	-13.0	28.76	20.00	Vertical	Horizontal	Pass

RSE (RF) _FCC PART22&24&27_CDMA BC0 & WCDMA Band5 & LTE Band 5 & 26_814-849_30MHz-10GHz



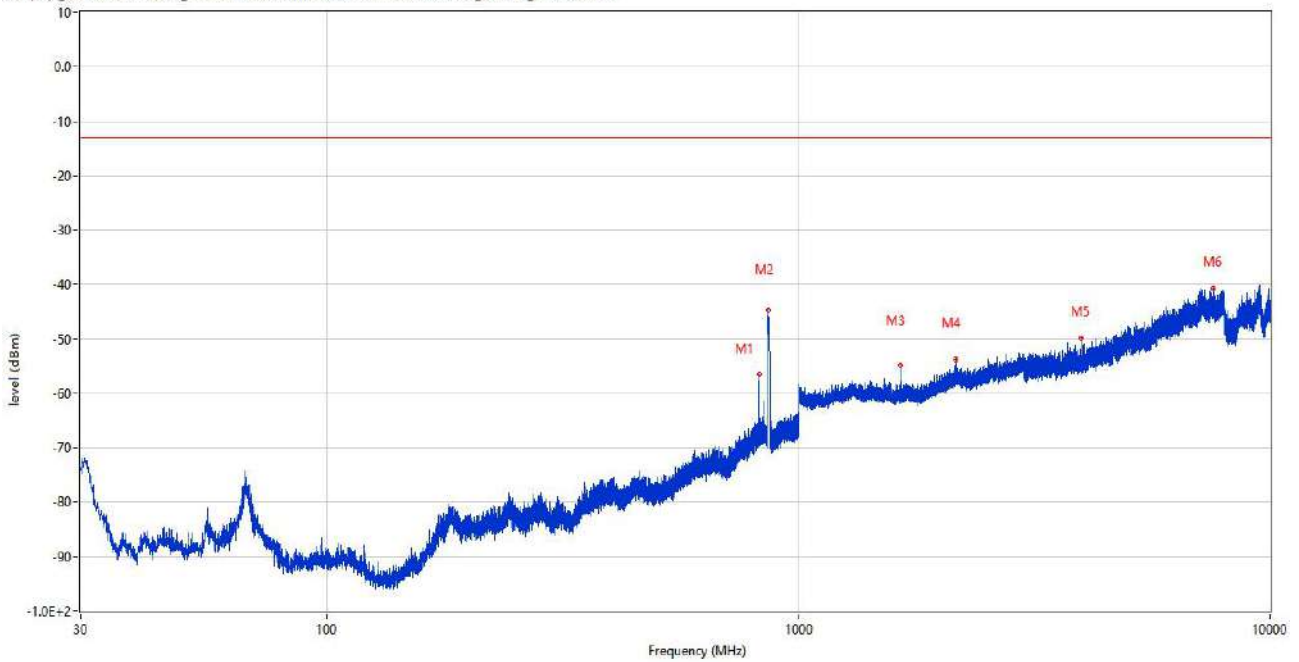
Frequency (MHz)	Result (dBm)	Factor (dB)	Limit (dBm)	Margin (dB)	Table (o)	ANT	EUT	Verdict
823.460	-57.42	5.16	-13.0	44.42	225.00	Horizontal	Horizontal	N/A
864.782	-45.65	4.15	-13.0	32.65	46.00	Horizontal	Horizontal	N/A
1647.600	-49.34	-5.96	-13.0	36.34	91.00	Horizontal	Horizontal	Pass
2470.900	-46.93	-1.54	-13.0	33.93	105.00	Horizontal	Horizontal	Pass
4523.500	-48.74	8.22	-13.0	35.74	70.00	Horizontal	Horizontal	Pass
7241.000	-39.89	15.01	-13.0	26.89	251.00	Horizontal	Horizontal	Pass

RSE (RF) _FCC PART22&24&27_CDMA BC0 & WCDMA Band5 & LTE Band 5 & 26_814-849_30MHz-10GHz



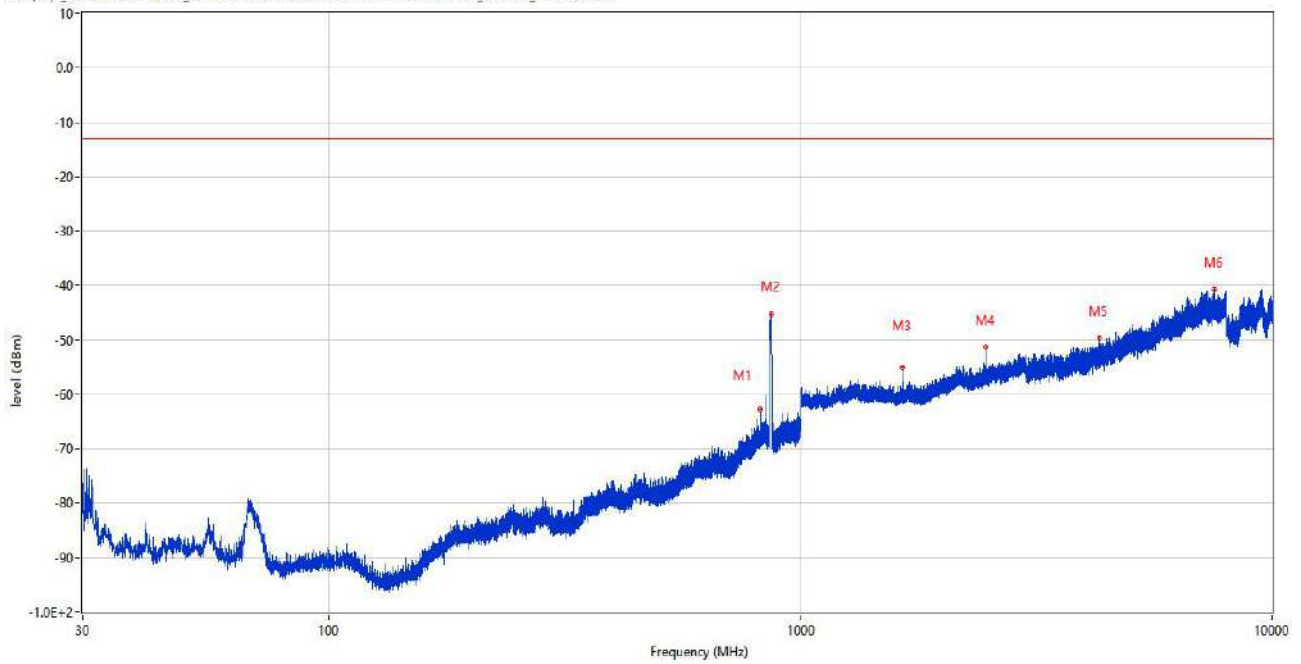
Frequency (MHz)	Result (dBm)	Factor (dB)	Limit (dBm)	Margin (dB)	Table (o)	ANT	EUT	Verdict
823.363	-60.85	5.15	-13.0	47.85	184.00	Horizontal	Vertical	N/A
862.260	-46.02	4.34	-13.0	33.02	30.00	Horizontal	Vertical	N/A
1647.700	-52.85	-5.97	-13.0	39.85	128.00	Horizontal	Vertical	Pass
2930.700	-52.59	1.58	-13.0	39.59	296.00	Horizontal	Vertical	Pass
4135.250	-49.78	6.34	-13.0	36.78	22.00	Horizontal	Vertical	Pass
6645.000	-41.26	12.77	-13.0	28.26	360.00	Horizontal	Vertical	Pass

RSE (RF) _FCC PART22&24&27_CDMA BC0 & WCDMA Band5 & LTE Band 5 & 26_814-849_30MHz-10GHz



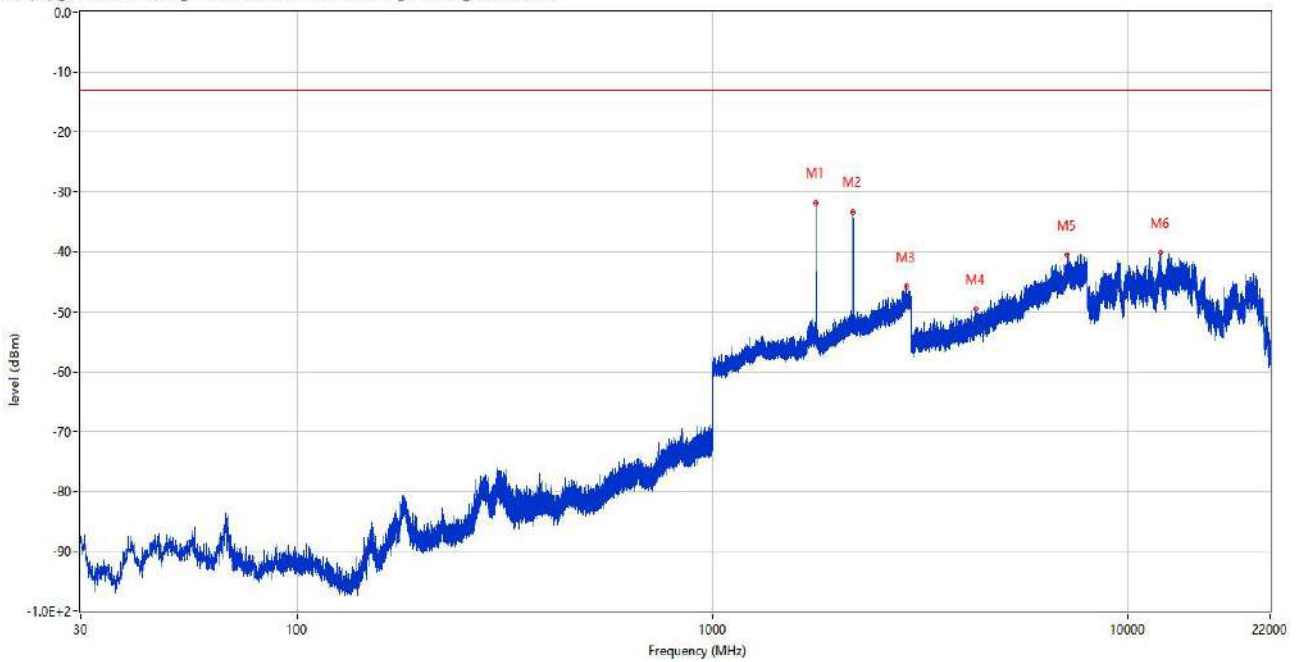
Frequency (MHz)	Result (dBm)	Factor (dB)	Limit (dBm)	Margin (dB)	Table (o)	ANT	EUT	Verdict
823.460	-56.45	5.16	-13.0	43.45	74.00	Vertical	Vertical	N/A
860.320	-44.66	4.40	-13.0	31.66	248.00	Vertical	Vertical	N/A
1647.600	-54.79	-5.96	-13.0	41.79	147.00	Vertical	Vertical	Pass
2159.000	-53.88	-2.13	-13.0	40.88	348.00	Vertical	Vertical	Pass
3985.500	-49.91	6.56	-13.0	36.91	4.00	Vertical	Vertical	Pass
7575.000	-40.70	14.08	-13.0	27.70	137.00	Vertical	Vertical	Pass

RSE (RF) FCC PART22&24&27_CDMA BC0 & WCDMA Band5 & LTE Band 5 & 26 .814-849.30MHz-10GHz



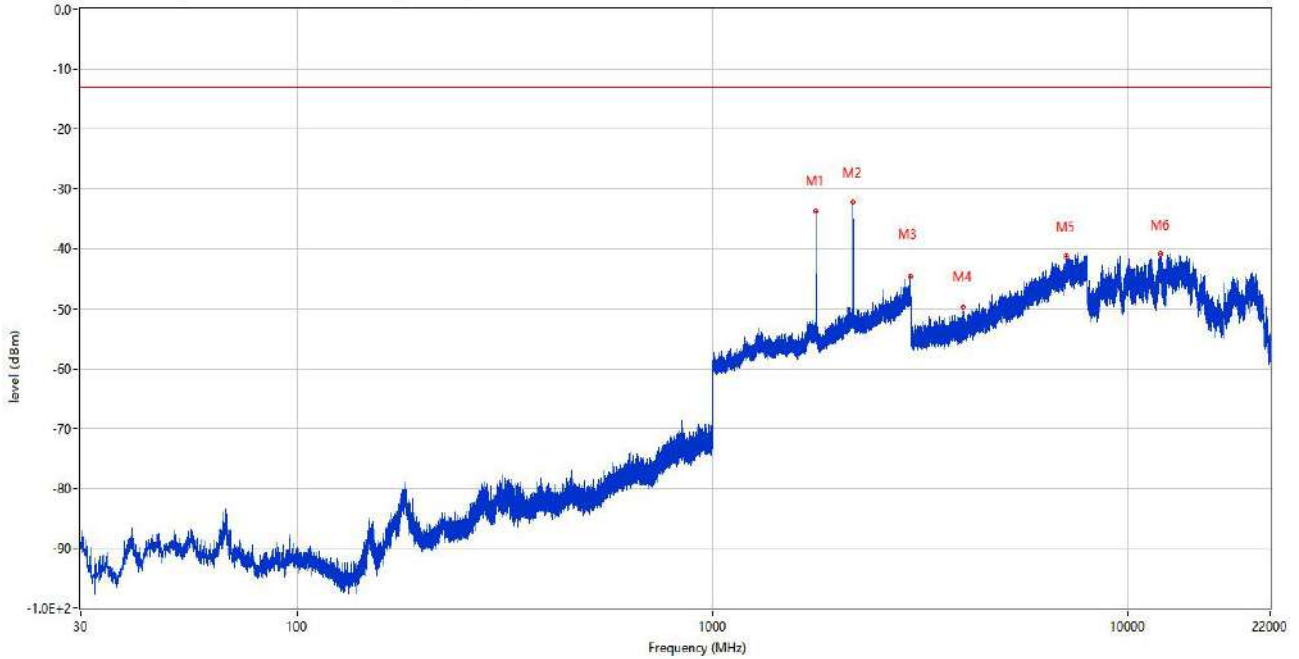
Frequency (MHz)	Result (dBm)	Factor (dB)	Limit (dBm)	Margin (dB)	Table (o)	ANT	EUT	Verdict
823.363	-62.71	5.15	-13.0	49.71	212.00	Vertical	Horizontal	N/A
866.916	-45.23	4.16	-13.0	32.23	249.00	Vertical	Horizontal	N/A
1647.900	-55.12	-5.98	-13.0	42.12	284.00	Vertical	Horizontal	Pass
2471.200	-51.32	-1.55	-13.0	38.32	94.00	Vertical	Horizontal	Pass
4300.500	-49.69	6.67	-13.0	36.69	3.00	Vertical	Horizontal	Pass
7546.500	-40.73	13.66	-13.0	27.73	317.00	Vertical	Horizontal	Pass

RSE (RF) _FCC PART22&24&27_WCDMA Band 4 & LTE Band 4 & 66_1710-1785_30MHz-20GHz



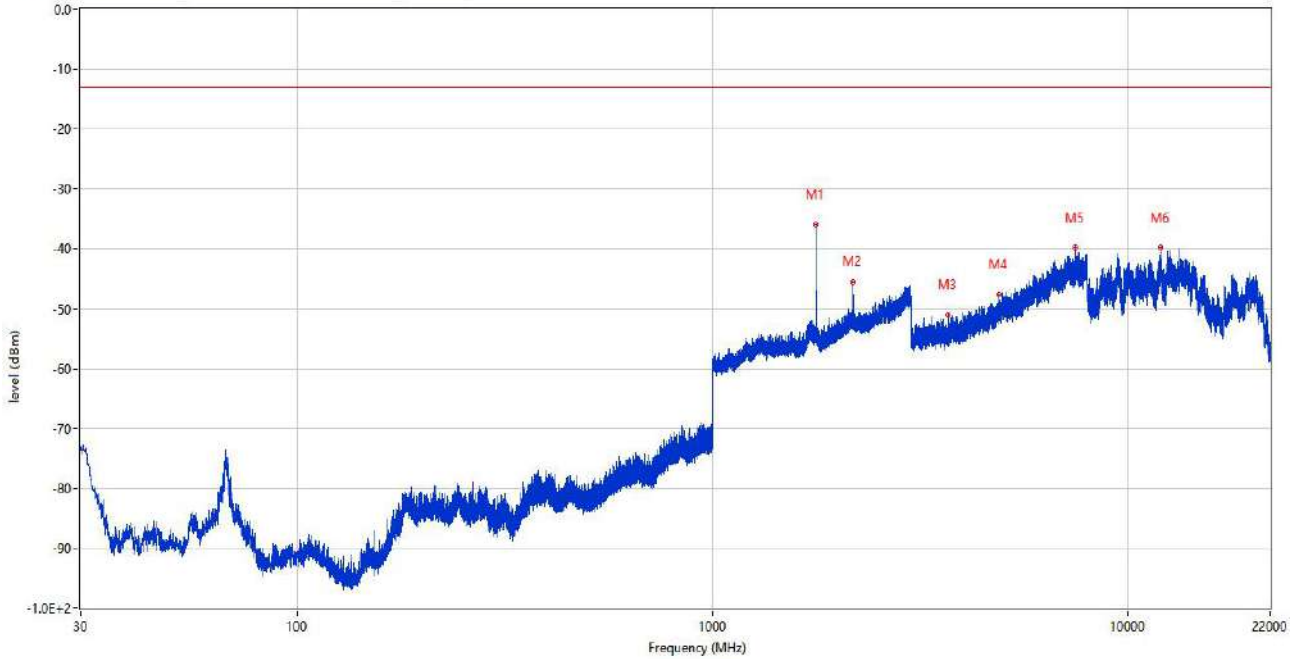
Frequency (MHz)	Result (dBm)	Factor (dB)	Limit (dBm)	Margin (dB)	Table (o)	ANT	EUT	Verdict
1776.000	-31.80	0.92	-13.0	18.80	330.00	Horizontal	Horizontal	N/A
2173.300	-33.33	2.96	-13.0	20.33	261.00	Horizontal	Horizontal	N/A
2925.800	-45.82	8.46	-13.0	32.82	209.00	Horizontal	Horizontal	Pass
4293.500	-49.54	6.59	-13.0	36.54	176.00	Horizontal	Horizontal	Pass
7135.500	-40.51	13.93	-13.0	27.51	360.00	Horizontal	Horizontal	Pass
11995.938	-40.15	14.01	-13.0	27.15	288.00	Horizontal	Horizontal	Pass

RSE (RF) _FCC PART22&24&27_WCDMA Band 4 & LTE Band 4 & 66_1710-1785_30MHz-20GHz



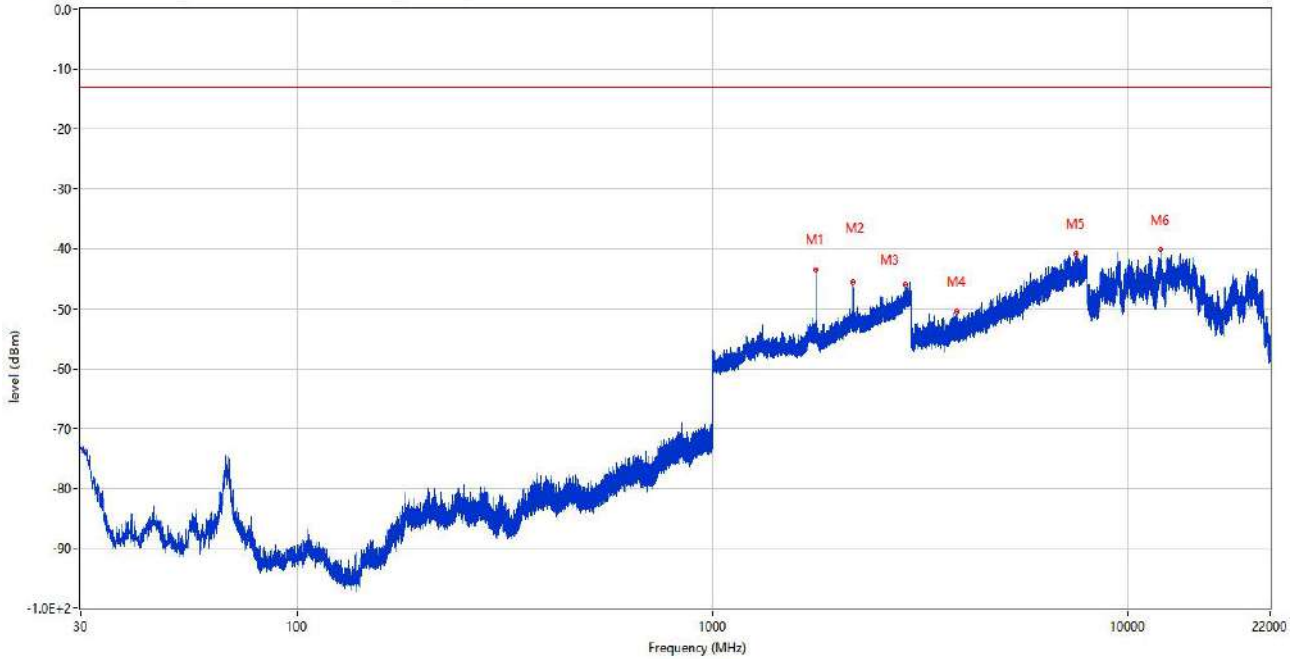
Frequency (MHz)	Result (dBm)	Factor (dB)	Limit (dBm)	Margin (dB)	Table (o)	ANT	EUT	Verdict
1775.900	-33.70	0.92	-13.0	20.70	356.00	Horizontal	Vertical	N/A
2175.100	-32.26	3.04	-13.0	19.26	254.00	Horizontal	Vertical	N/A
2994.700	-44.65	9.03	-13.0	31.65	49.00	Horizontal	Vertical	Pass
3997.500	-49.71	6.39	-13.0	36.71	0.00	Horizontal	Vertical	Pass
7094.500	-41.26	13.47	-13.0	28.26	43.00	Horizontal	Vertical	Pass
11974.088	-40.95	14.03	-13.0	27.95	186.00	Horizontal	Vertical	Pass

RSE (RF) _FCC PART22&24&27_WCDMA Band 4 & LTE Band 4 & 66_1710-1785_30MHz-20GHz



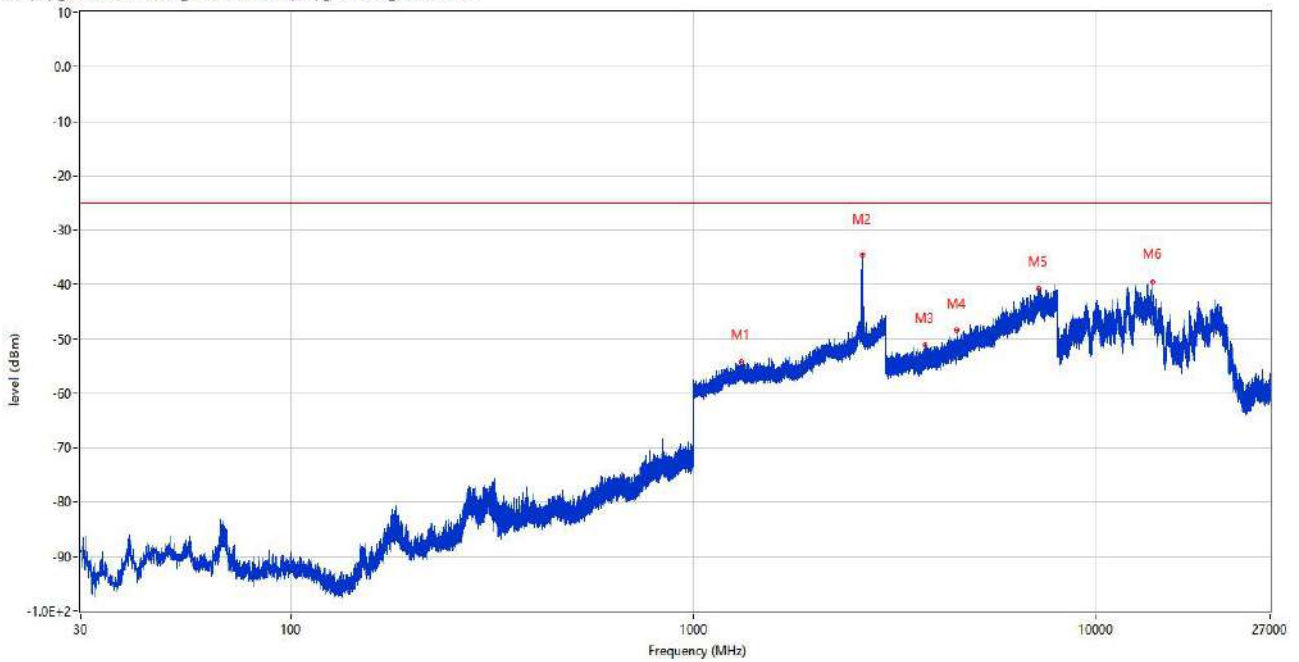
Frequency (MHz)	Result (dBm)	Factor (dB)	Limit (dBm)	Margin (dB)	Table (o)	ANT	EUT	Verdict
1775.900	-35.93	0.92	-13.0	22.93	73.00	Vertical	Vertical	N/A
2177.500	-45.53	2.91	-13.0	32.53	149.00	Vertical	Vertical	N/A
3685.500	-50.98	5.01	-13.0	37.98	360.00	Vertical	Vertical	Pass
4899.250	-47.66	8.29	-13.0	34.66	111.00	Vertical	Vertical	Pass
7466.000	-39.81	14.46	-13.0	26.81	30.00	Vertical	Vertical	Pass
11998.788	-39.76	14.01	-13.0	26.76	220.00	Vertical	Vertical	Pass

RSE (RF) _FCC PART22&24&27_WCDMA Band 4 & LTE Band 4 & 66_1710-1785_30MHz-20GHz



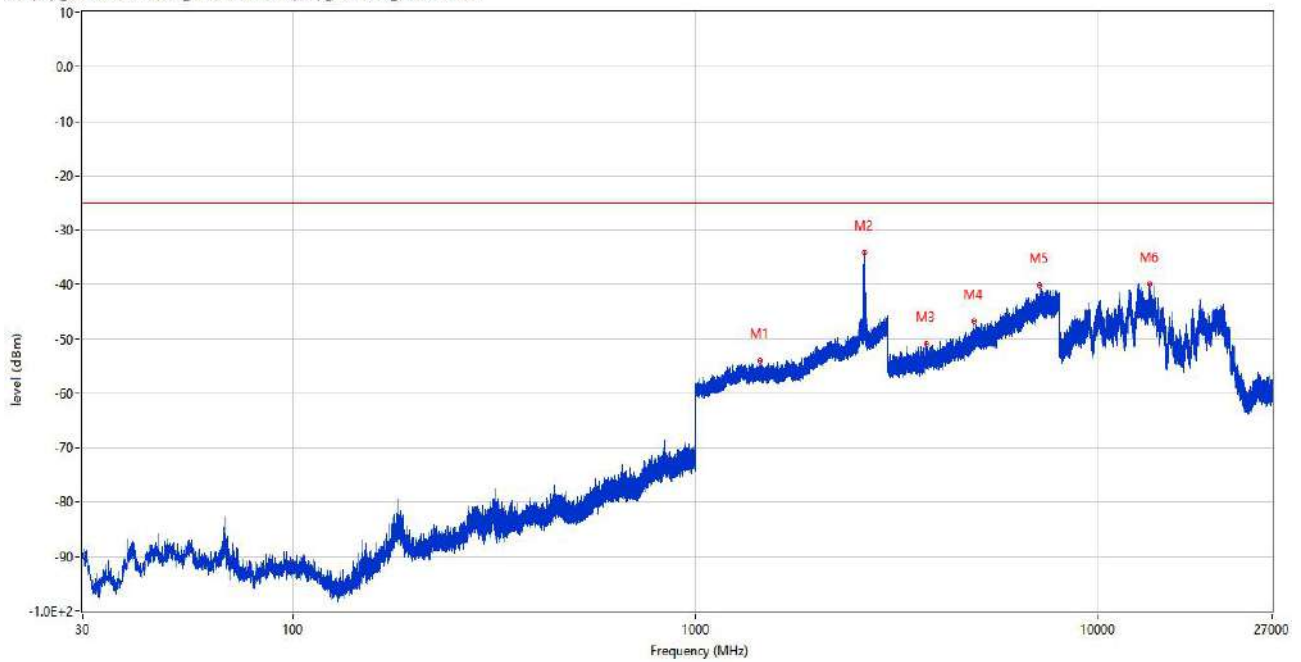
Frequency (MHz)	Result (dBm)	Factor (dB)	Limit (dBm)	Margin (dB)	Table (o)	ANT	EUT	Verdict
1775.900	-43.51	0.92	-13.0	30.51	289.00	Vertical	Horizontal	N/A
2173.400	-45.65	2.96	-13.0	32.65	145.00	Vertical	Horizontal	N/A
2912.100	-45.93	8.13	-13.0	32.93	360.00	Vertical	Horizontal	Pass
3866.250	-50.47	6.03	-13.0	37.47	58.00	Vertical	Horizontal	Pass
7518.000	-40.85	14.01	-13.0	27.85	58.00	Vertical	Horizontal	Pass
11976.700	-40.16	14.02	-13.0	27.16	3.00	Vertical	Horizontal	Pass

RSE (RF) _FCC PART22&24&27_LTE Band 38 & 41(mid) _2570-2620_30MHz-27GHz



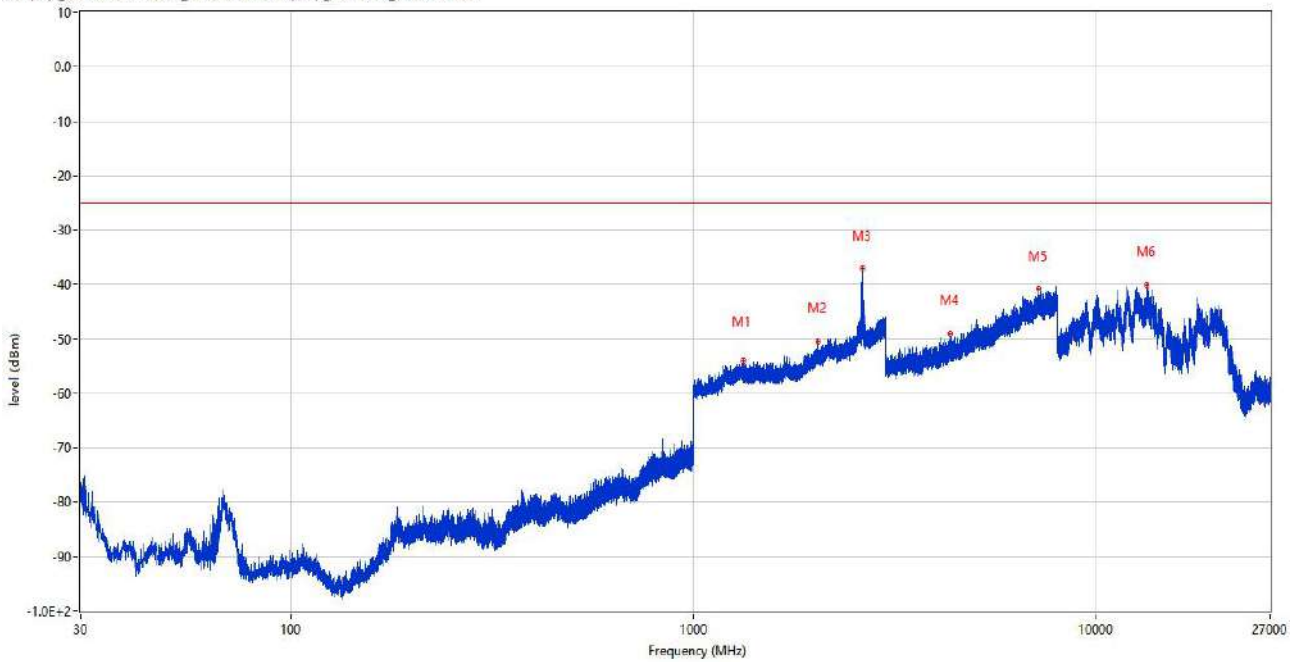
Frequency (MHz)	Result (dBm)	Factor (dB)	Limit (dBm)	Margin (dB)	Table (o)	ANT	EUT	Verdict
1313.500	-54.23	-0.98	-25.0	29.23	211.00	Horizontal	Horizontal	Pass
2626.700	-34.64	7.26	-25.0	9.64	328.00	Horizontal	Horizontal	N/A
3763.250	-51.14	6.27	-25.0	26.14	124.00	Horizontal	Horizontal	Pass
4511.000	-48.45	7.84	-25.0	23.45	0.00	Horizontal	Horizontal	Pass
7164.750	-40.71	14.38	-25.0	15.71	333.00	Horizontal	Horizontal	Pass
13798.688	-39.43	16.92	-25.0	14.43	175.00	Horizontal	Horizontal	Pass

RSE (RF) _FCC PART22&24&27_LTE Band 38 & 41(mid) _2570-2620_30MHz-27GHz



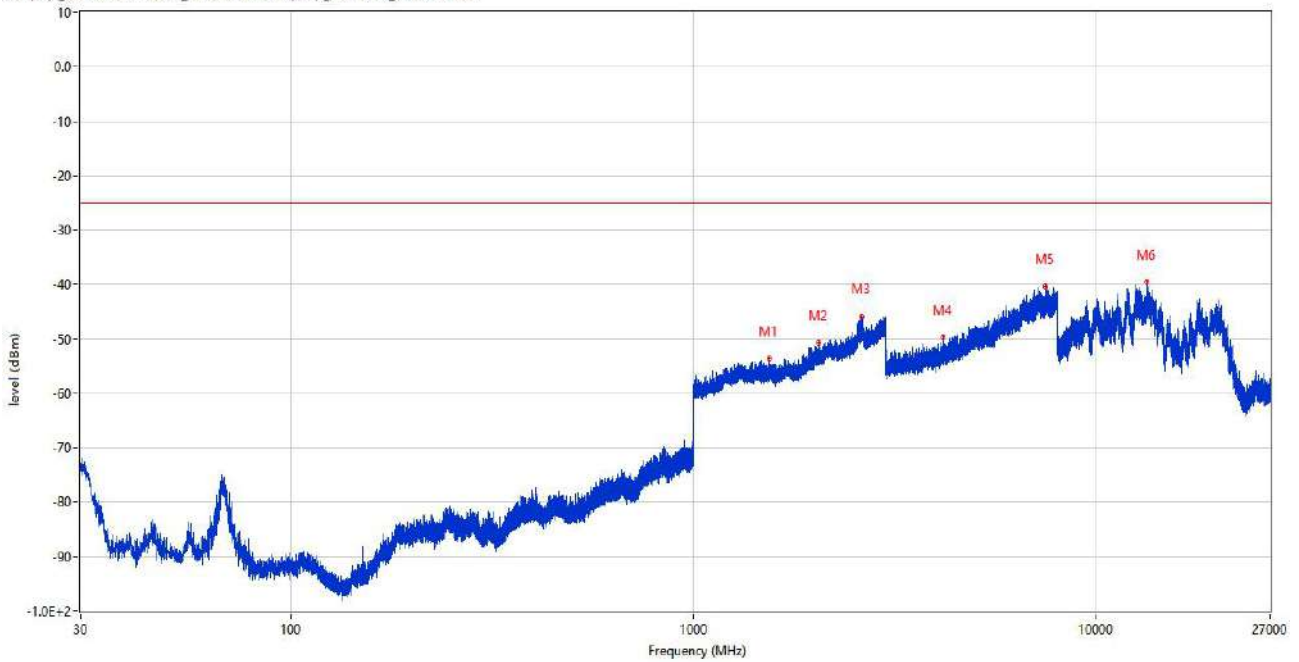
Frequency (MHz)	Result (dBm)	Factor (dB)	Limit (dBm)	Margin (dB)	Table (o)	ANT	EUT	Verdict
1447.400	-54.11	-1.31	-25.0	29.11	172.00	Horizontal	Vertical	Pass
2626.700	-34.13	7.26	-25.0	9.13	360.00	Horizontal	Vertical	N/A
3743.250	-50.99	5.05	-25.0	25.99	27.00	Horizontal	Vertical	Pass
4916.500	-46.84	8.44	-25.0	21.84	0.00	Horizontal	Vertical	Pass
7124.500	-40.10	13.61	-25.0	15.10	0.00	Horizontal	Vertical	Pass
13392.862	-39.94	16.94	-25.0	14.94	154.00	Horizontal	Vertical	Pass

RSE (RF) _FCC PART22&24&27_LTE Band 38 & 41(mid) _2570-2620_30MHz-27GHz



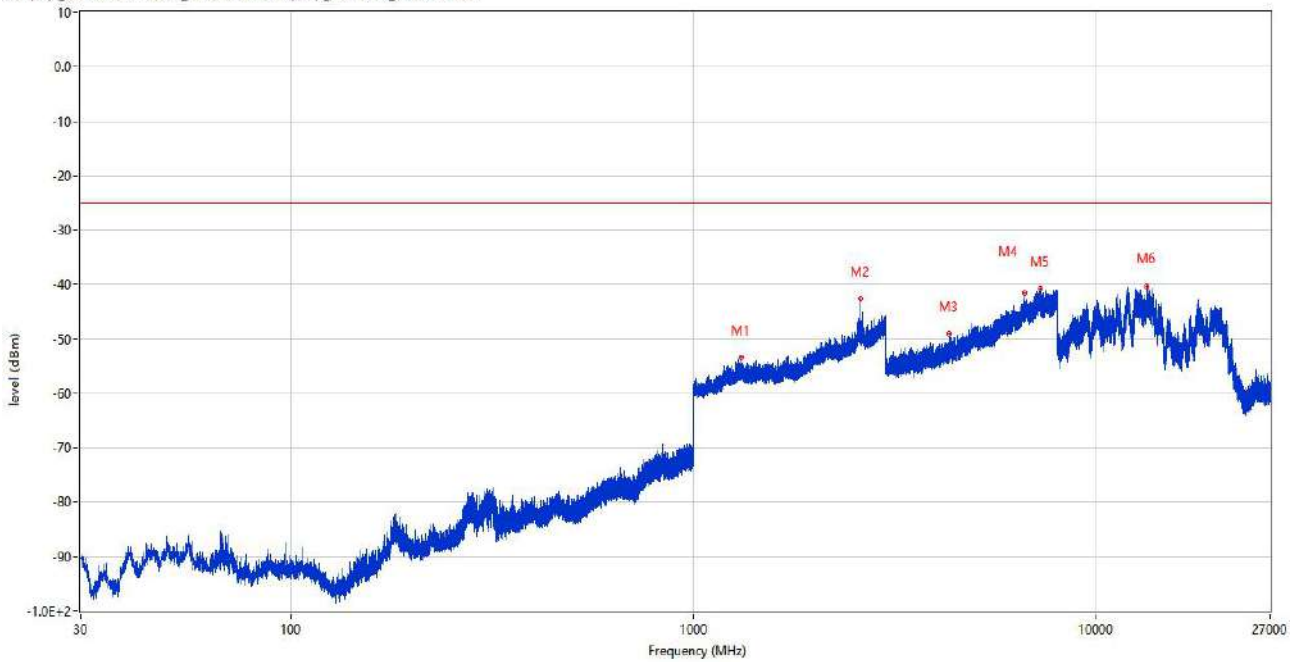
Frequency (MHz)	Result (dBm)	Factor (dB)	Limit (dBm)	Margin (dB)	Table (o)	ANT	EUT	Verdict
1325.400	-53.95	-1.42	-25.0	28.95	144.00	Vertical	Vertical	Pass
2034.000	-50.47	1.39	-25.0	25.47	360.00	Vertical	Vertical	Pass
2631.100	-36.97	6.98	-25.0	11.97	38.00	Vertical	Vertical	N/A
4338.250	-49.10	7.03	-25.0	24.10	85.00	Vertical	Vertical	Pass
7195.000	-40.70	14.04	-25.0	15.70	100.00	Vertical	Vertical	Pass
13371.600	-40.16	16.74	-25.0	15.16	41.00	Vertical	Vertical	Pass

RSE (RF) _FCC PART22&24&27_LTE Band 38 & 41(mid) _2570-2620_30MHz-27GHz



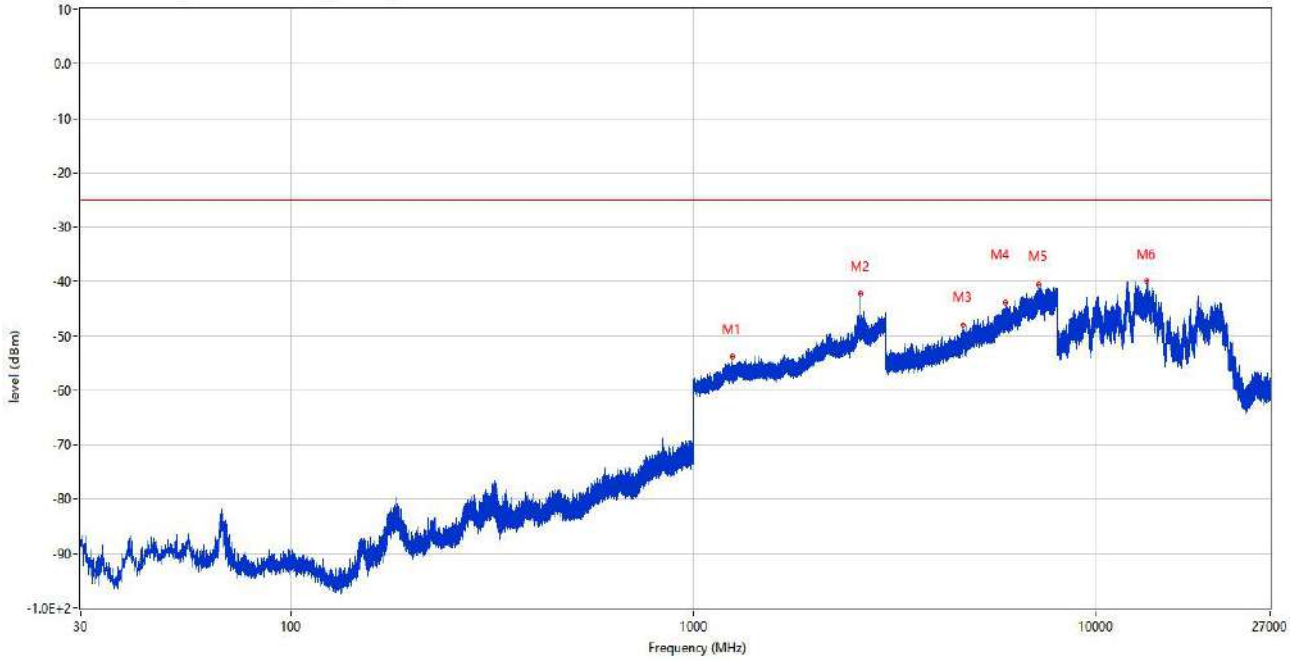
Frequency (MHz)	Result (dBm)	Factor (dB)	Limit (dBm)	Margin (dB)	Table (o)	ANT	EUT	Verdict
1537.700	-53.54	-1.26	-25.0	28.54	290.00	Vertical	Horizontal	Pass
2045.100	-50.63	1.09	-25.0	25.63	136.00	Vertical	Horizontal	Pass
2618.600	-45.85	7.27	-25.0	20.85	29.00	Vertical	Horizontal	N/A
4157.500	-49.75	5.86	-25.0	24.75	149.00	Vertical	Horizontal	Pass
7476.000	-40.39	14.63	-25.0	15.39	125.00	Vertical	Horizontal	Pass
13344.562	-39.48	16.33	-25.0	14.48	360.00	Vertical	Horizontal	Pass

RSE (RF) _FCC PART22&24&27_LTE Band 38 & 41(mid) _2570-2620_30MHz-27GHz



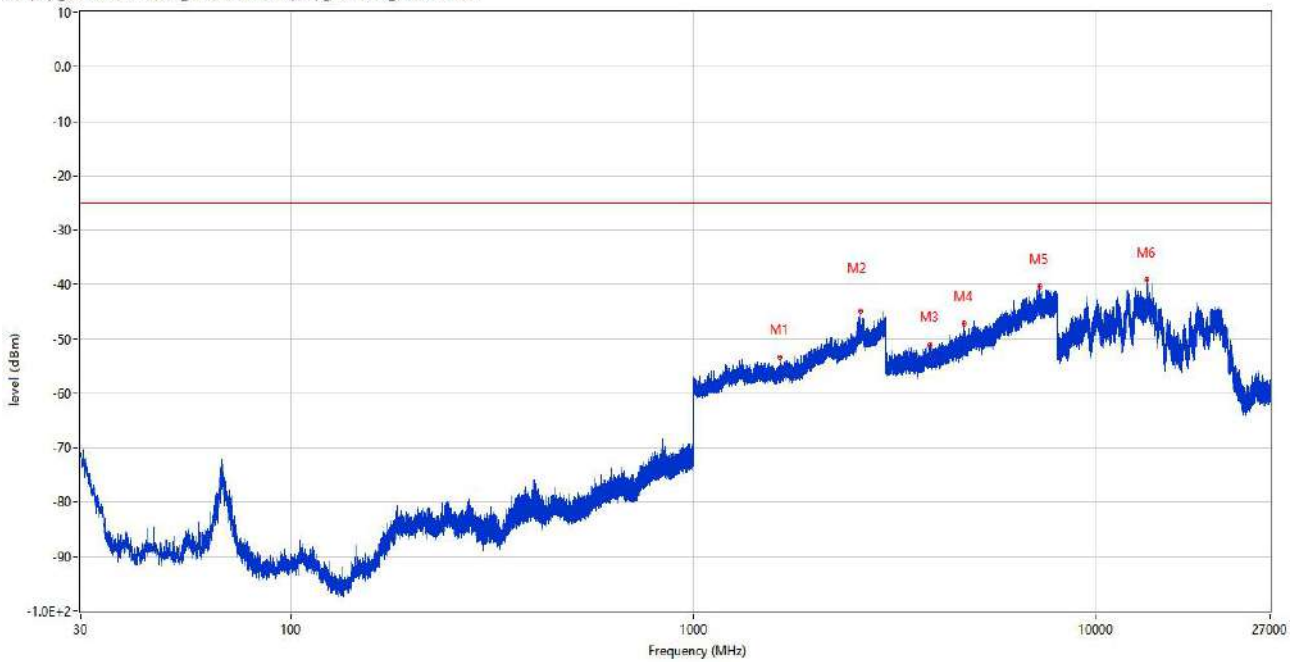
Frequency (MHz)	Result (dBm)	Factor (dB)	Limit (dBm)	Margin (dB)	Table (o)	ANT	EUT	Verdict
1314.200	-53.40	-1.00	-25.0	28.40	55.00	Horizontal	Horizontal	Pass
2593.800	-42.56	7.32	-25.0	17.56	123.00	Horizontal	Horizontal	N/A
4314.500	-49.01	6.80	-25.0	24.01	92.00	Horizontal	Horizontal	Pass
6647.000	-41.54	12.72	-25.0	16.54	230.00	Horizontal	Horizontal	Pass
7261.750	-40.78	14.57	-25.0	15.78	245.00	Horizontal	Horizontal	Pass
13375.013	-40.25	16.78	-25.0	15.25	0.00	Horizontal	Horizontal	Pass

RSE (RF) _FCC PART22&24&27_LTE Band 38 & 41(mid) _2570-2620_30MHz-27GHz



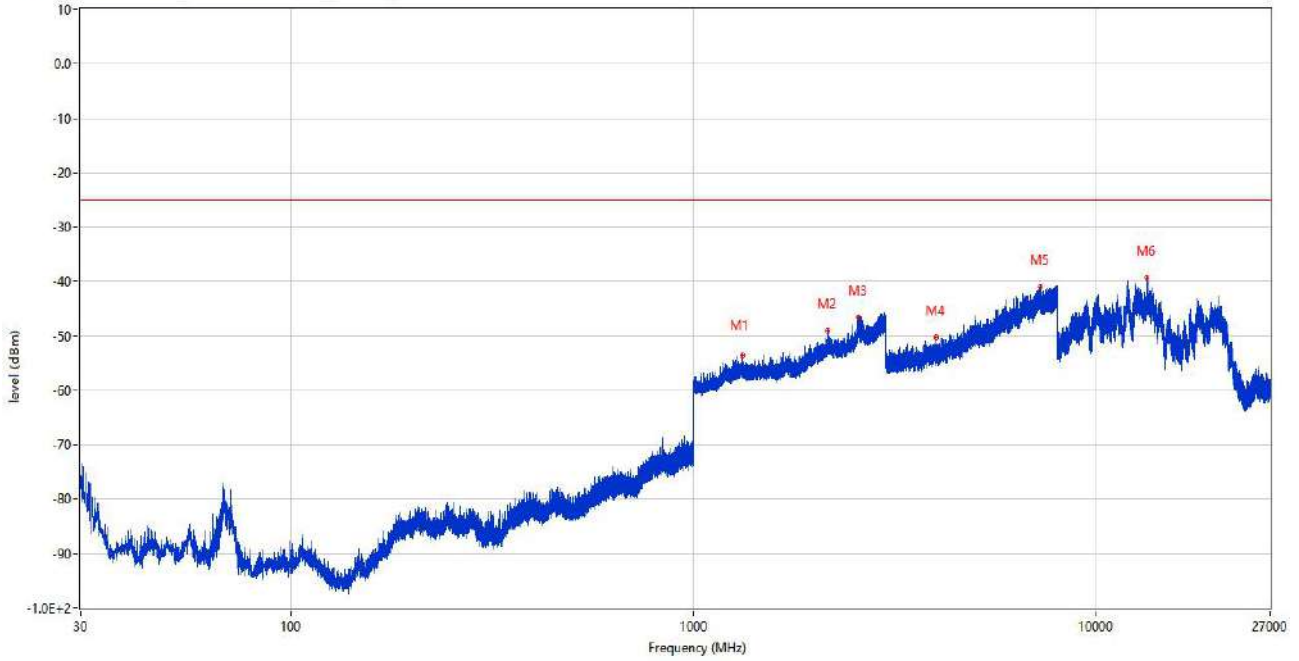
Frequency (MHz)	Result (dBm)	Factor (dB)	Limit (dBm)	Margin (dB)	Table (o)	ANT	EUT	Verdict
1248.700	-53.80	-1.96	-25.0	28.80	316.00	Horizontal	Vertical	Pass
2593.900	-42.18	7.32	-25.0	17.18	360.00	Horizontal	Vertical	N/A
4662.000	-47.90	7.86	-25.0	22.90	27.00	Horizontal	Vertical	Pass
5944.500	-43.79	10.87	-25.0	18.79	0.00	Horizontal	Vertical	Pass
7183.500	-40.48	14.11	-25.0	15.48	3.00	Horizontal	Vertical	Pass
13370.287	-39.98	16.73	-25.0	14.98	191.00	Horizontal	Vertical	Pass

RSE (RF) _FCC PART22&24&27_LTE Band 38 & 41(mid) _2570-2620_30MHz-27GHz



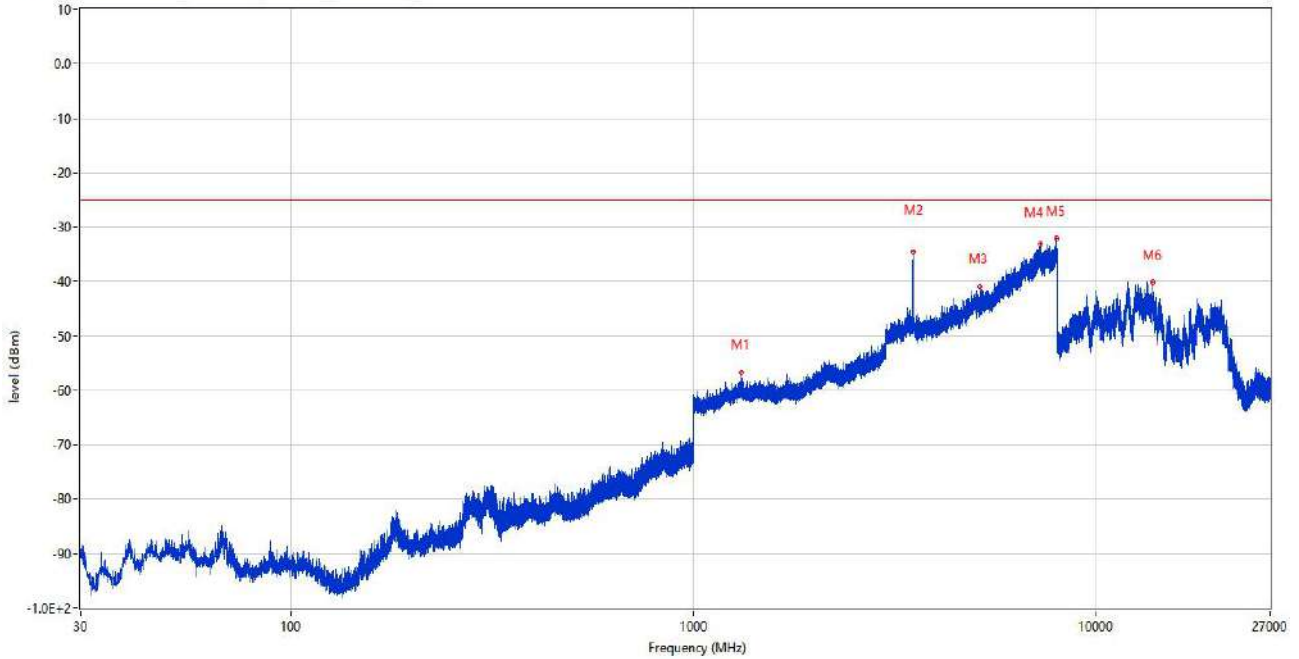
Frequency (MHz)	Result (dBm)	Factor (dB)	Limit (dBm)	Margin (dB)	Table (o)	ANT	EUT	Verdict
1637.000	-53.38	-1.55	-25.0	28.38	126.00	Vertical	Vertical	Pass
2594.000	-44.95	7.32	-25.0	19.95	88.00	Vertical	Vertical	N/A
3862.750	-51.11	6.07	-25.0	26.11	293.00	Vertical	Vertical	Pass
4680.250	-47.08	7.80	-25.0	22.08	141.00	Vertical	Vertical	Pass
7228.500	-40.38	14.48	-25.0	15.38	245.00	Vertical	Vertical	Pass
13376.588	-39.20	16.79	-25.0	14.20	0.00	Vertical	Vertical	Pass

RSE (RF) _FCC PART22&24&27_LTE Band 38 & 41(mid) _2570-2620_30MHz-27GHz



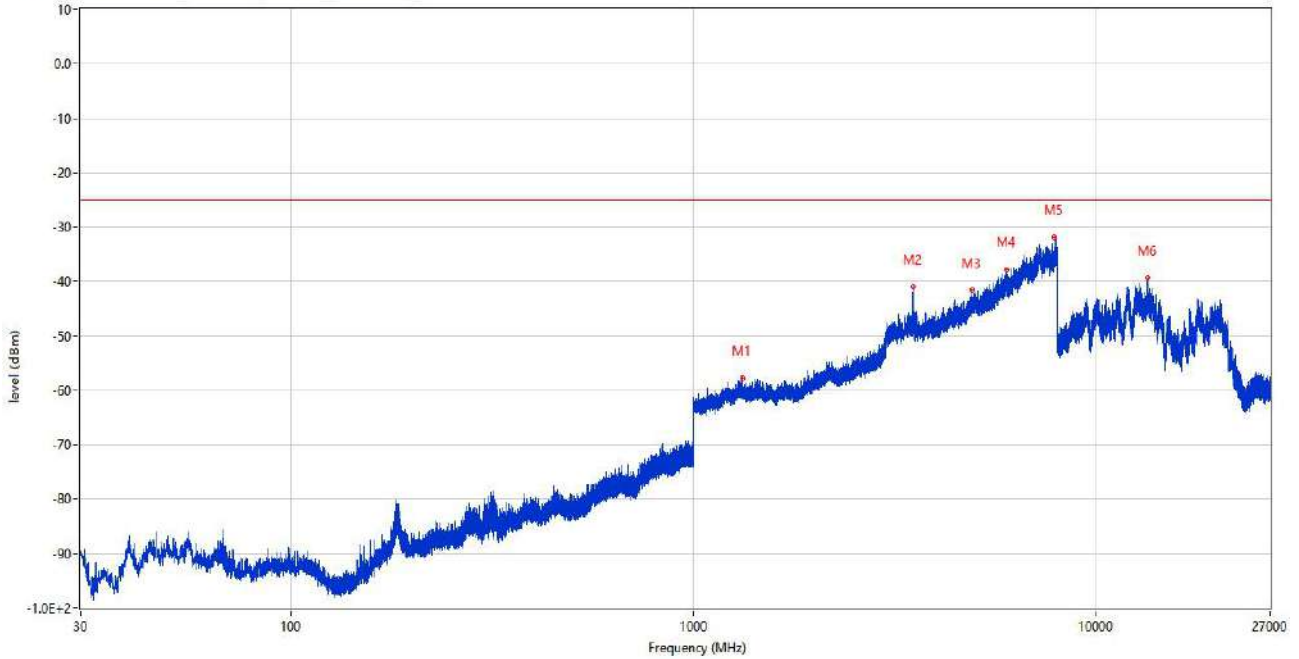
Frequency (MHz)	Result (dBm)	Factor (dB)	Limit (dBm)	Margin (dB)	Table (o)	ANT	EUT	Verdict
1323.300	-53.60	-1.40	-25.0	28.60	182.00	Vertical	Horizontal	Pass
2158.000	-49.02	3.01	-25.0	24.02	360.00	Vertical	Horizontal	Pass
2562.300	-46.66	7.54	-25.0	21.66	360.00	Vertical	Horizontal	Pass
3990.750	-50.29	6.57	-25.0	25.29	0.00	Vertical	Horizontal	Pass
7251.000	-40.94	14.83	-25.0	15.94	337.00	Vertical	Horizontal	Pass
13352.700	-39.33	16.57	-25.0	14.33	360.00	Vertical	Horizontal	Pass

RSE (RF) _FCC PART22&24&27_LTE Band 42_3450-3600_30MHz-27GHz_



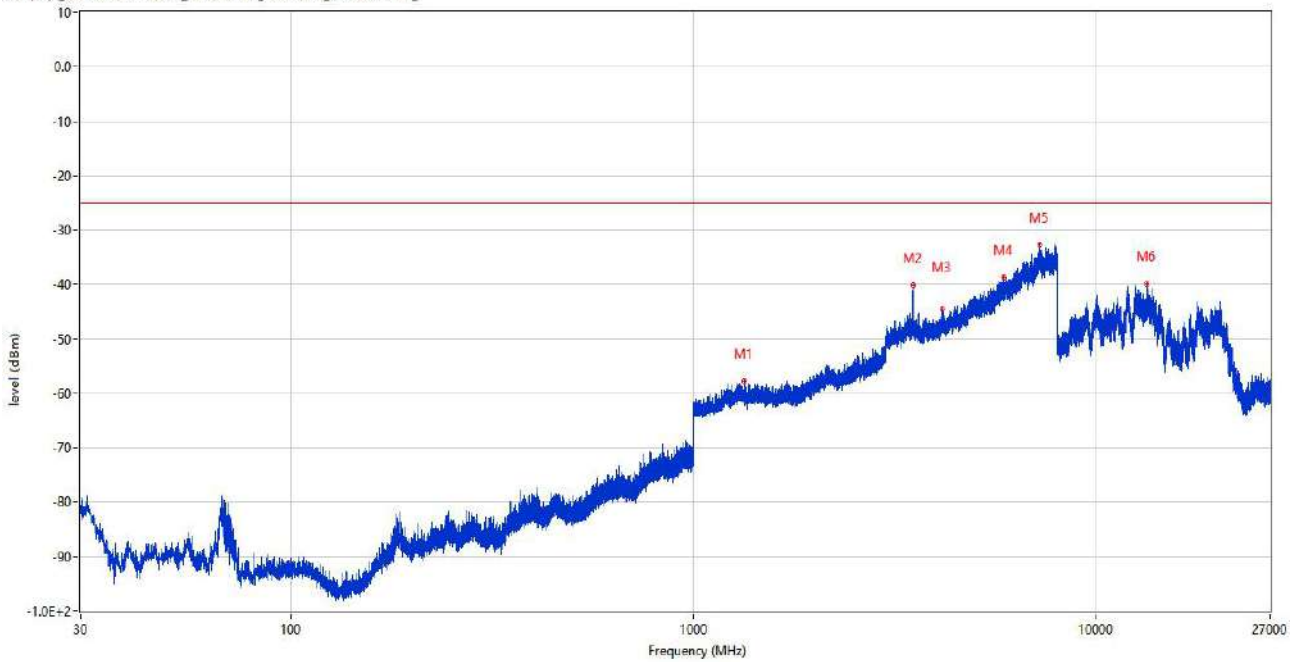
Frequency (MHz)	Result (dBm)	Factor (dB)	Limit (dBm)	Margin (dB)	Table (o)	ANT	EUT	Verdict
1315.400	-56.79	-5.00	-25.0	31.79	334.00	Horizontal	Horizontal	Pass
3500.500	-34.49	12.33	-25.0	9.49	184.00	Horizontal	Horizontal	N/A
5149.000	-40.86	15.85	-25.0	15.86	43.00	Horizontal	Horizontal	Pass
7259.000	-33.15	23.86	-25.0	8.15	0.00	Horizontal	Horizontal	Pass
7958.500	-32.12	24.89	-25.0	7.12	353.00	Horizontal	Horizontal	Pass
13797.112	-40.09	16.82	-25.0	15.09	286.00	Horizontal	Horizontal	Pass

RSE (RF) _FCC PART22&24&27_LTE Band 42_3450-3600_30MHz-27GHz_



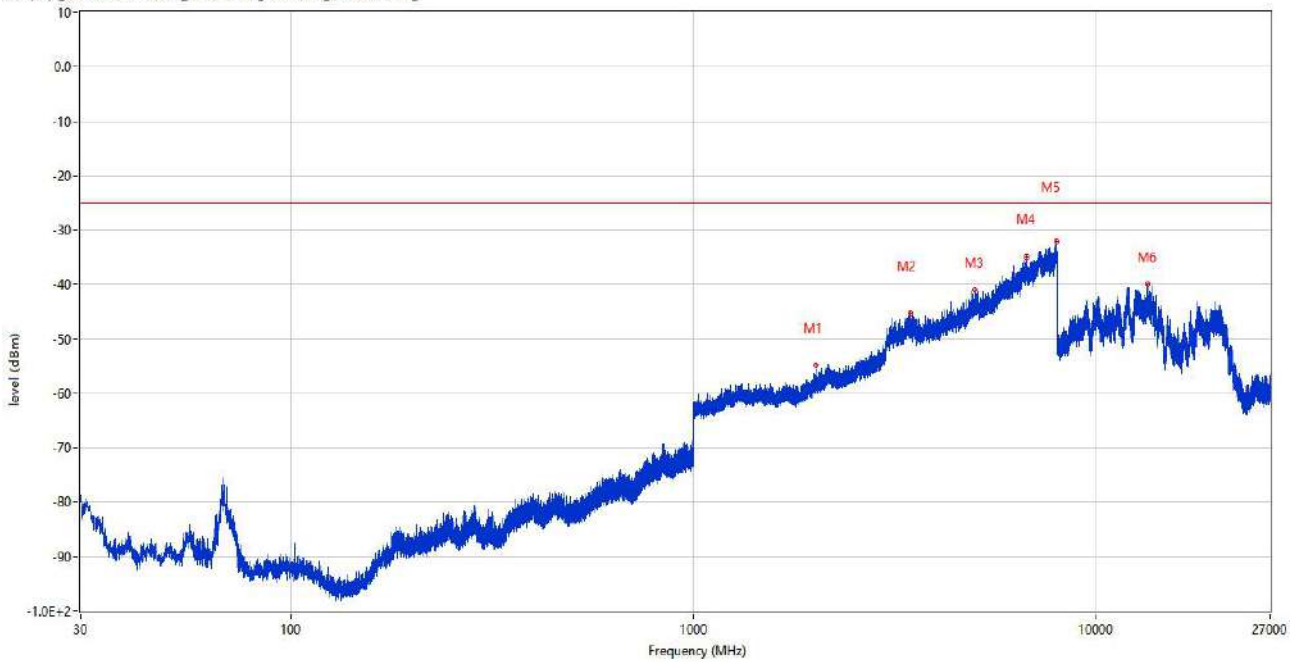
Frequency (MHz)	Result (dBm)	Factor (dB)	Limit (dBm)	Margin (dB)	Table (o)	ANT	EUT	Verdict
1317.600	-57.70	-5.01	-25.0	32.70	296.00	Horizontal	Vertical	Pass
3500.500	-40.97	12.33	-25.0	15.97	156.00	Horizontal	Vertical	N/A
4914.500	-41.53	15.20	-25.0	16.53	253.00	Horizontal	Vertical	Pass
5982.000	-37.76	18.90	-25.0	12.76	281.00	Horizontal	Vertical	Pass
7882.000	-31.87	23.97	-25.0	6.87	346.00	Horizontal	Vertical	Pass
13385.513	-39.30	16.87	-25.0	14.30	0.00	Horizontal	Vertical	Pass

RSE (RF) _FCC PART22&24&27_LTE Band 42_3450-3600_30MHz-27GHz_



Frequency (MHz)	Result (dBm)	Factor (dB)	Limit (dBm)	Margin (dB)	Table (o)	ANT	EUT	Verdict
1334.000	-57.81	-5.28	-25.0	32.81	102.00	Vertical	Vertical	Pass
3500.500	-40.17	12.33	-25.0	15.17	242.00	Vertical	Vertical	N/A
4135.500	-44.54	13.12	-25.0	19.54	100.00	Vertical	Vertical	Pass
5895.500	-38.76	17.72	-25.0	13.76	0.00	Vertical	Vertical	Pass
7239.500	-32.71	23.64	-25.0	7.71	242.00	Vertical	Vertical	Pass
13349.812	-39.83	16.53	-25.0	14.83	0.00	Vertical	Vertical	Pass

RSE (RF) _FCC PART22&24&27_LTE Band 42_3450-3600_30MHz-27GHz_



Frequency (MHz)	Result (dBm)	Factor (dB)	Limit (dBm)	Margin (dB)	Table (o)	ANT	EUT	Verdict
2007.600	-54.88	-3.67	-25.0	29.88	360.00	Vertical	Horizontal	Pass
3460.000	-45.37	12.43	-25.0	20.37	0.00	Vertical	Horizontal	Pass
5004.500	-40.98	15.71	-25.0	15.98	129.00	Vertical	Horizontal	Pass
6701.500	-34.95	21.10	-25.0	9.95	5.00	Vertical	Horizontal	Pass
7961.000	-32.02	24.98	-25.0	7.02	214.00	Vertical	Horizontal	Pass
13424.099	-39.95	16.48	-25.0	14.95	173.00	Vertical	Horizontal	Pass

RSE (RF) _FCC PART22&24&27_LTE Band 48_3650-3700_30MHz-27GHz



Frequency (MHz)	Result (dBm)	Factor (dB)	Limit (dBm)	Margin (dB)	Table (o)	ANT	EUT	Verdict
1427.600	-57.81	-5.07	-13.0	44.81	95.00	Horizontal	Horizontal	Pass
2141.500	-54.31	-1.75	-13.0	41.31	360.00	Horizontal	Horizontal	Pass
3697.500	-44.65	13.12	-13.0	31.65	197.00	Horizontal	Horizontal	N/A
5082.000	-54.97	16.43	-13.0	41.97	0.00	Horizontal	Horizontal	Pass
7244.000	-47.68	24.02	-13.0	34.68	0.00	Horizontal	Horizontal	Pass
13363.987	-53.26	16.67	-13.0	40.26	360.00	Horizontal	Horizontal	Pass

RSE (RF) _FCC PART22&24&27_LTE Band 48_3650-3700_30MHz-27GHz



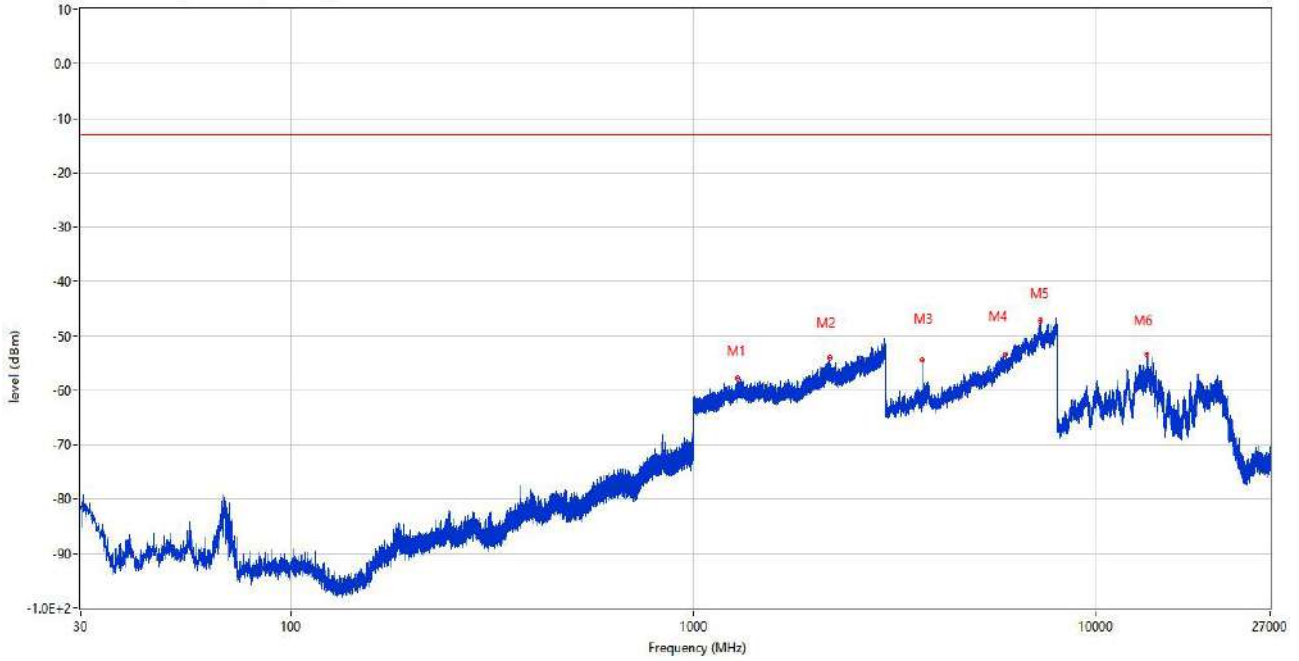
Frequency (MHz)	Result (dBm)	Factor (dB)	Limit (dBm)	Margin (dB)	Table (o)	ANT	EUT	Verdict
1315.300	-58.10	-4.99	-13.0	45.10	316.00	Horizontal	Vertical	Pass
2254.500	-54.09	-1.85	-13.0	41.09	181.00	Horizontal	Vertical	Pass
2995.700	-49.87	4.32	-13.0	36.87	360.00	Horizontal	Vertical	Pass
3697.500	-51.24	13.12	-13.0	38.24	198.00	Horizontal	Vertical	N/A
7970.500	-47.48	24.22	-13.0	34.48	193.00	Horizontal	Vertical	Pass
13383.412	-53.30	16.85	-13.0	40.30	31.00	Horizontal	Vertical	Pass

RSE (RF) _FCC PART22&24&27_LTE Band 48_3650-3700_30MHz-27GHz



Frequency (MHz)	Result (dBm)	Factor (dB)	Limit (dBm)	Margin (dB)	Table (o)	ANT	EUT	Verdict
1217.400	-57.74	-5.52	-13.0	44.74	51.00	Vertical	Vertical	Pass
1668.500	-57.27	-5.52	-13.0	44.27	3.00	Vertical	Vertical	Pass
2143.500	-55.01	-1.76	-13.0	42.01	273.00	Vertical	Vertical	Pass
3697.500	-50.92	13.12	-13.0	37.92	210.00	Vertical	Vertical	N/A
7235.000	-47.88	23.20	-13.0	34.88	0.00	Vertical	Vertical	Pass
13355.325	-53.85	16.59	-13.0	40.85	240.00	Vertical	Vertical	Pass

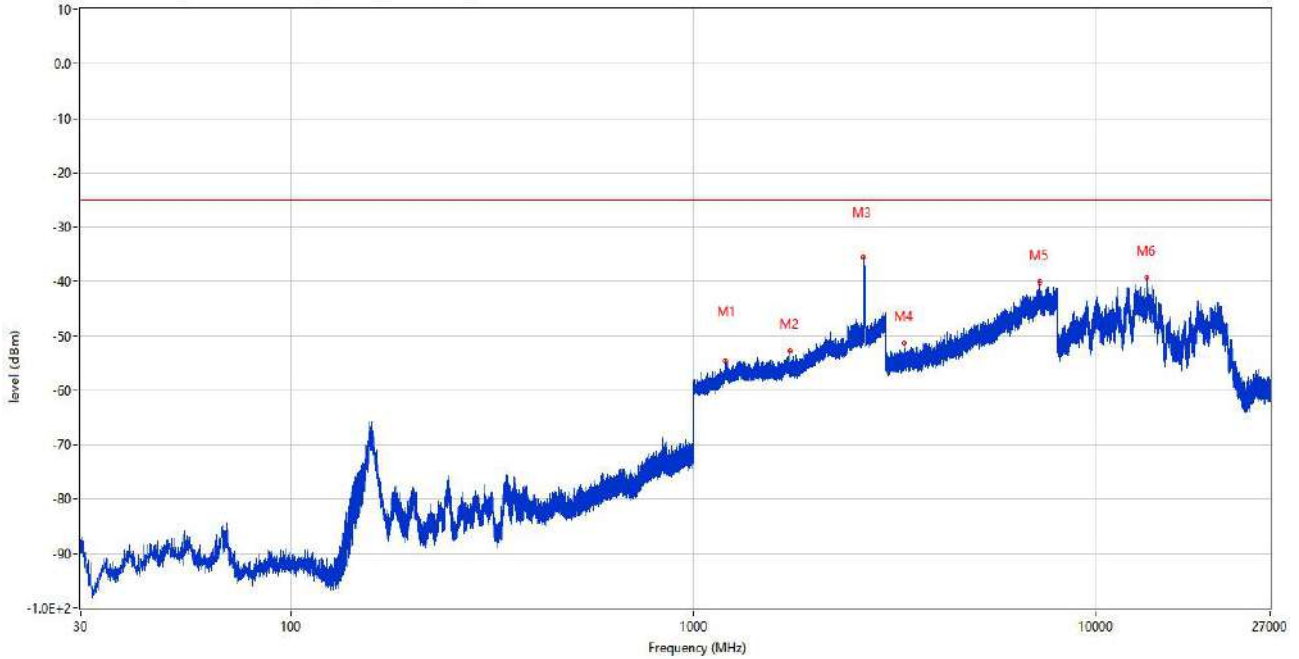
RSE (RF) _FCC PART22&24&27_LTE Band 48_3650-3700_30MHz-27GHz



Frequency (MHz)	Result (dBm)	Factor (dB)	Limit (dBm)	Margin (dB)	Table (o)	ANT	EUT	Verdict
1286.900	-57.83	-4.82	-13.0	44.83	50.00	Vertical	Horizontal	Pass
2180.200	-53.95	-1.47	-13.0	40.95	360.00	Vertical	Horizontal	Pass
3697.500	-54.39	13.12	-13.0	41.39	135.00	Vertical	Horizontal	N/A
5947.000	-53.31	18.13	-13.0	40.31	29.00	Vertical	Horizontal	Pass
7248.500	-47.23	24.28	-13.0	34.23	293.00	Vertical	Horizontal	Pass
13361.362	-53.32	16.65	-13.0	40.32	314.00	Vertical	Horizontal	Pass

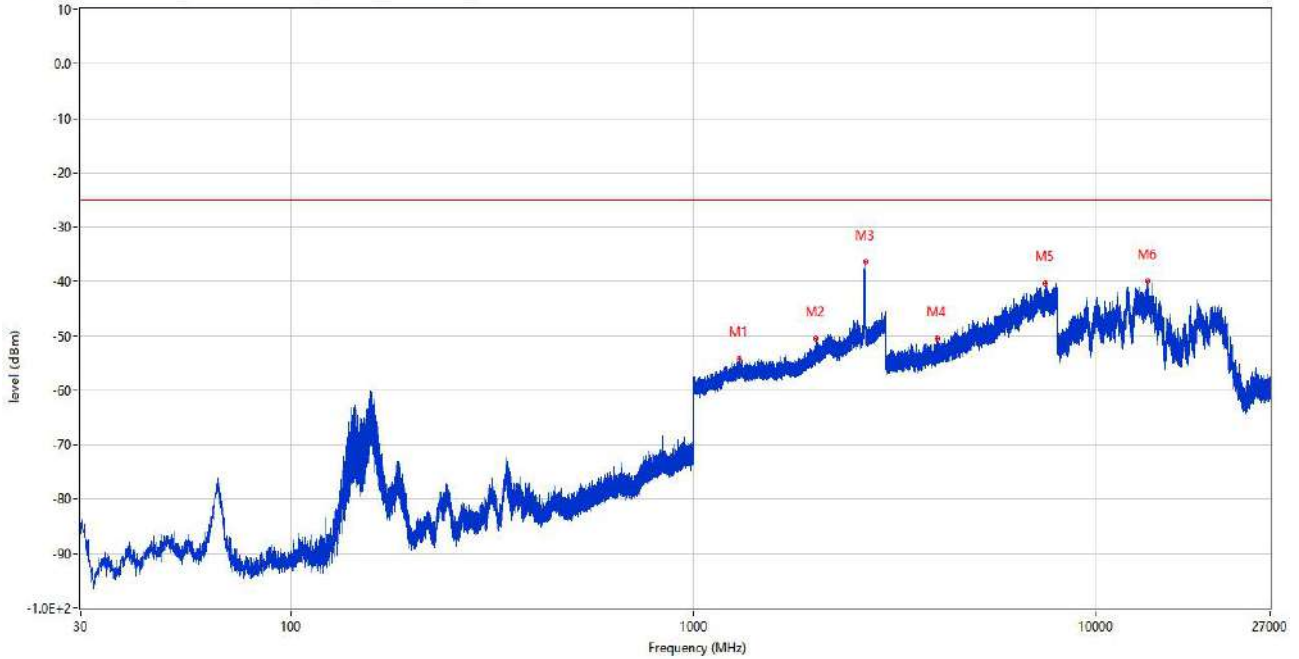
Band:CA_7C,BW :15+20 Channel:MID range

RSE (RF) _FCC PART22&24&27_LTE Band 7 & 41(low) _2496-2570_30MHz-27GHz_



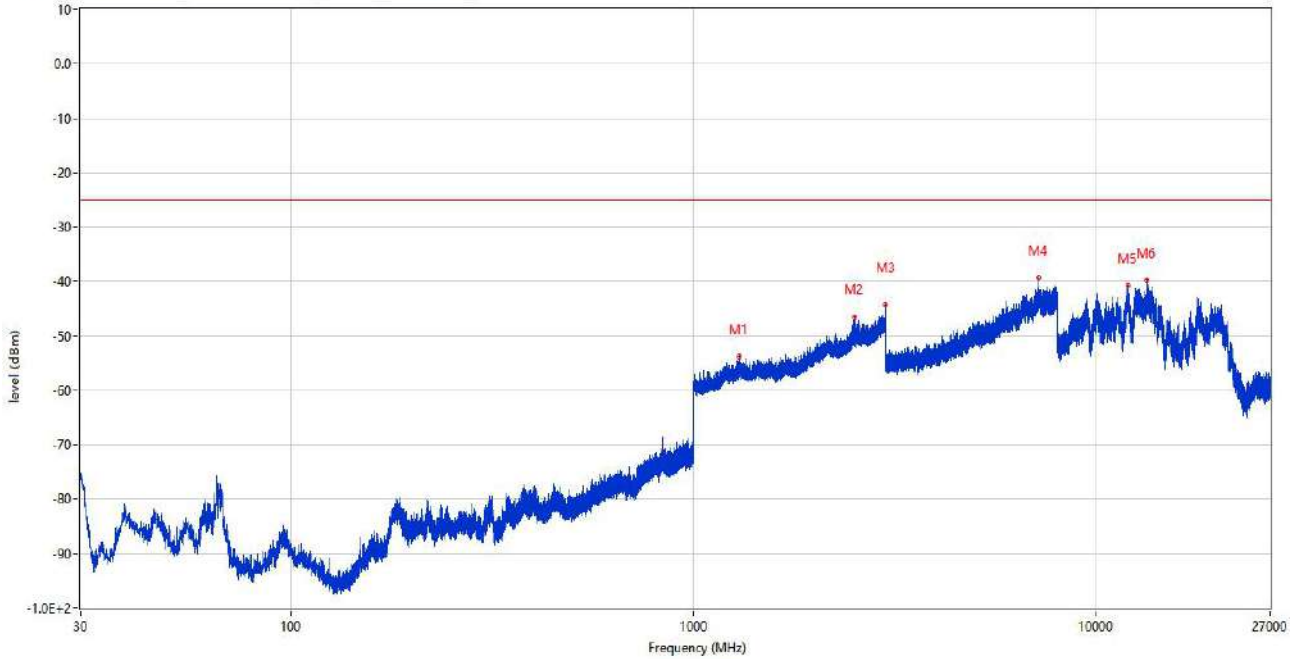
Frequency (MHz)	Result (dBm)	Factor (dB)	Limit (dBm)	Margin (dB)	Table (o)	ANT	EUT	Verdict
1200.100	-54.69	-1.32	-25.0	29.69	117.00	Horizontal	Horizontal	Pass
1738.900	-52.76	-1.27	-25.0	27.76	300.00	Horizontal	Horizontal	Pass
2640.400	-35.47	6.87	-25.0	10.47	232.00	Horizontal	Horizontal	N/A
3331.500	-51.26	4.66	-25.0	26.26	310.00	Horizontal	Horizontal	Pass
7234.000	-40.12	14.79	-25.0	15.12	319.00	Horizontal	Horizontal	Pass
13365.300	-39.26	16.68	-25.0	14.26	13.00	Horizontal	Horizontal	Pass

RSE (RF) _FCC PART22&24&27_LTE Band 7 & 41(low) _2496-2570_30MHz-27GHz_



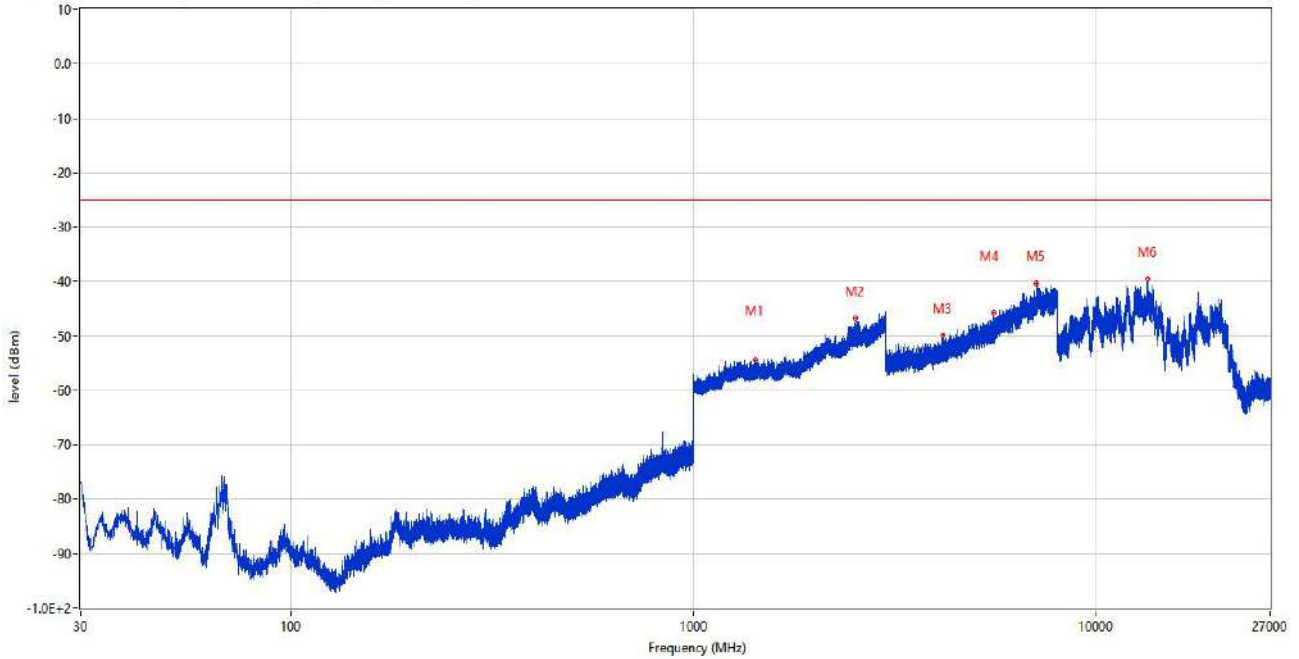
Frequency (MHz)	Result (dBm)	Factor (dB)	Limit (dBm)	Margin (dB)	Table (o)	ANT	EUT	Verdict
1301.300	-54.26	-0.92	-25.0	29.26	231.00	Horizontal	Vertical	Pass
2016.600	-50.58	1.91	-25.0	25.58	19.00	Horizontal	Vertical	Pass
2668.200	-36.46	5.85	-25.0	11.46	222.00	Horizontal	Vertical	N/A
4031.750	-50.42	6.58	-25.0	25.42	0.00	Horizontal	Vertical	Pass
7479.000	-40.41	14.47	-25.0	15.41	304.00	Horizontal	Vertical	Pass
13402.050	-39.99	16.96	-25.0	14.99	1.00	Horizontal	Vertical	Pass

RSE (RF) _FCC PART22&24&27_LTE Band 7 & 41(low) _2496-2570_30MHz-27GHz_



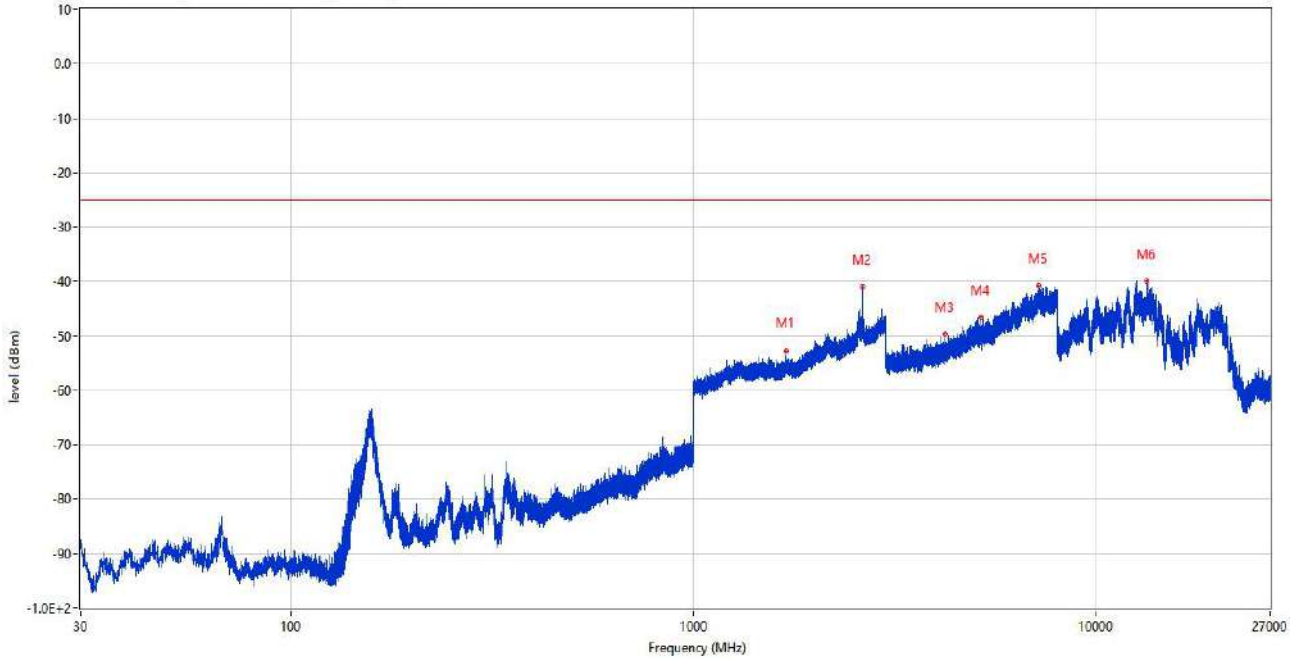
Frequency (MHz)	Result (dBm)	Factor (dB)	Limit (dBm)	Margin (dB)	Table (o)	ANT	EUT	Verdict
1297.000	-53.83	-1.01	-25.0	28.83	301.00	Vertical	Vertical	Pass
2516.000	-46.47	6.20	-25.0	21.47	114.00	Vertical	Vertical	N/A
2988.800	-44.25	9.51	-25.0	19.25	124.00	Vertical	Vertical	Pass
7187.250	-39.29	14.02	-25.0	14.29	2.00	Vertical	Vertical	Pass
11991.900	-40.70	13.85	-25.0	15.70	231.00	Vertical	Vertical	Pass
13360.312	-39.76	16.64	-25.0	14.76	176.00	Vertical	Vertical	Pass

RSE (RF) _FCC PART22&24&27_LTE Band 7 & 41(low) _2496-2570_30MHz-27GHz_



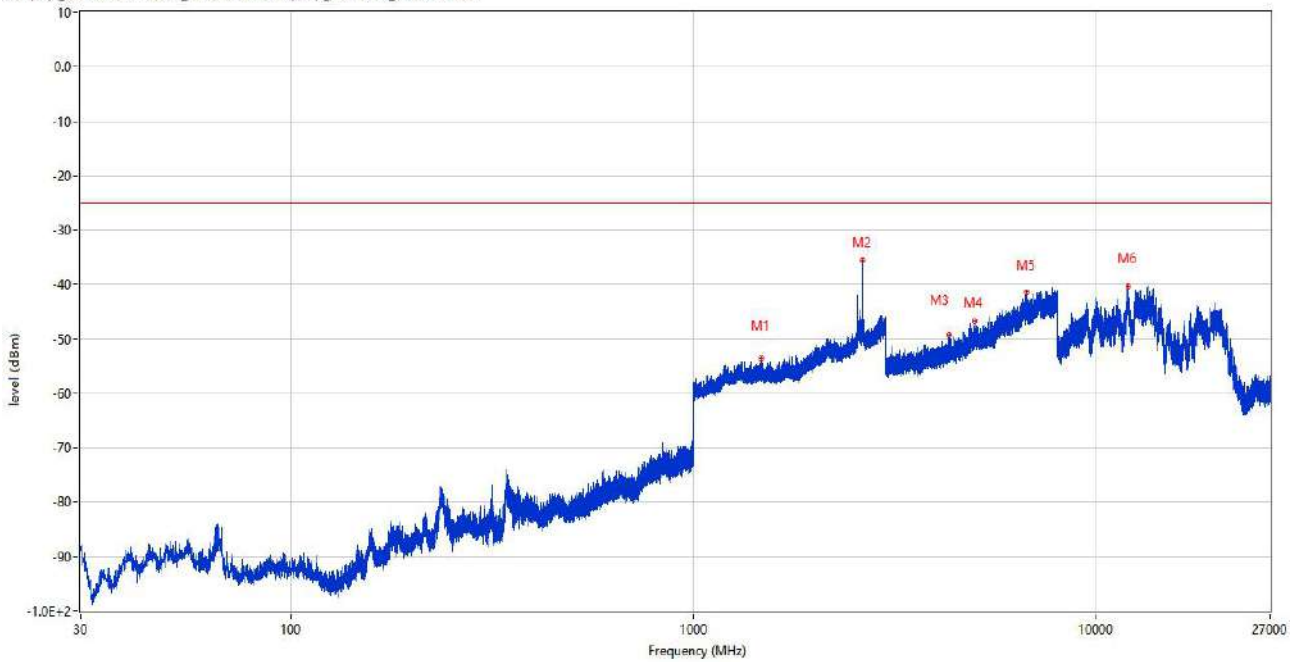
Frequency (MHz)	Result (dBm)	Factor (dB)	Limit (dBm)	Margin (dB)	Table (o)	ANT	EUT	Verdict
1423.300	-54.42	-1.39	-25.0	29.42	124.00	Vertical	Horizontal	Pass
2517.600	-46.84	6.21	-25.0	21.84	271.00	Vertical	Horizontal	N/A
4155.500	-49.92	5.96	-25.0	24.92	208.00	Vertical	Horizontal	Pass
5562.500	-45.62	9.36	-25.0	20.62	299.00	Vertical	Horizontal	Pass
7097.500	-40.39	13.38	-25.0	15.39	77.00	Vertical	Horizontal	Pass
13386.299	-39.51	16.88	-25.0	14.51	360.00	Vertical	Horizontal	Pass

RSE (RF) _FCC PART22&24&27_LTE Band 38 & 41(mid) _2570-2620_30MHz-27GHz



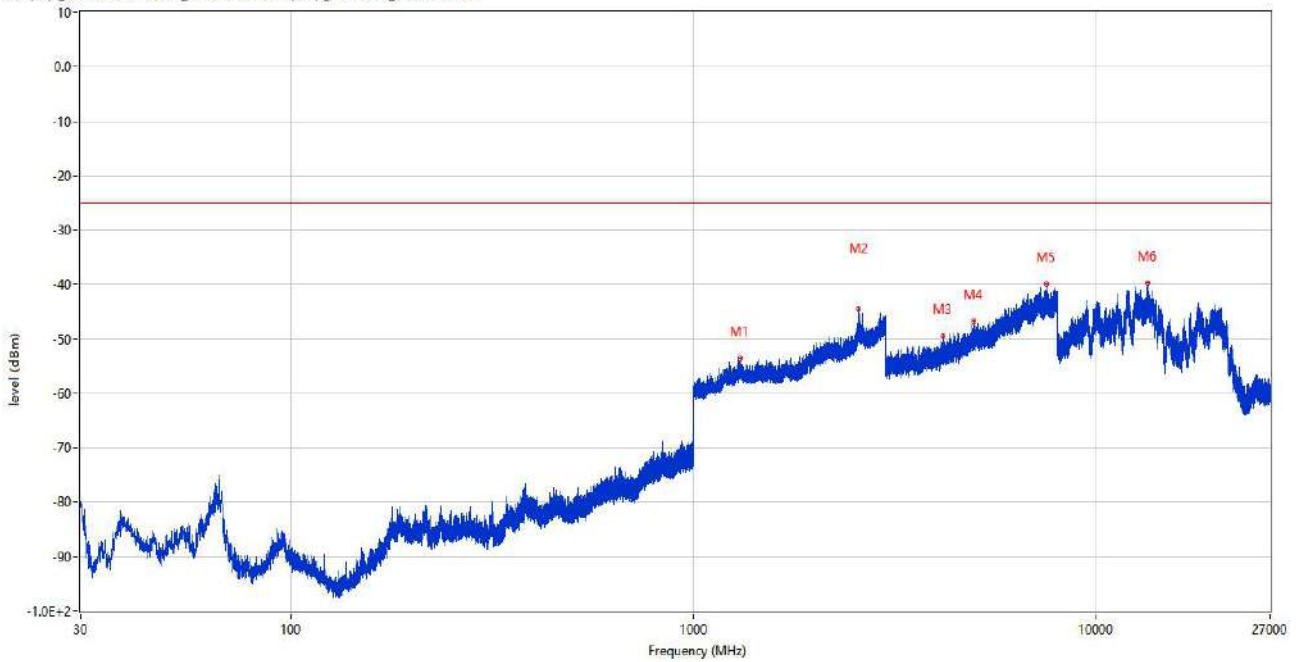
Frequency (MHz)	Result (dBm)	Factor (dB)	Limit (dBm)	Margin (dB)	Table (o)	ANT	EUT	Verdict
1697.500	-52.67	-0.50	-25.0	27.67	359.00	Horizontal	Horizontal	Pass
2633.000	-41.00	6.75	-25.0	16.00	108.00	Horizontal	Horizontal	N/A
4212.500	-49.76	6.31	-25.0	24.76	314.00	Horizontal	Horizontal	Pass
5167.250	-46.55	8.97	-25.0	21.55	167.00	Horizontal	Horizontal	Pass
7189.000	-40.83	14.06	-25.0	15.83	175.00	Horizontal	Horizontal	Pass
13368.450	-39.90	16.71	-25.0	14.90	1.00	Horizontal	Horizontal	Pass

RSE (RF) _FCC PART22&24&27_LTE Band 38 & 41(mid) _2570-2620_30MHz-27GHz



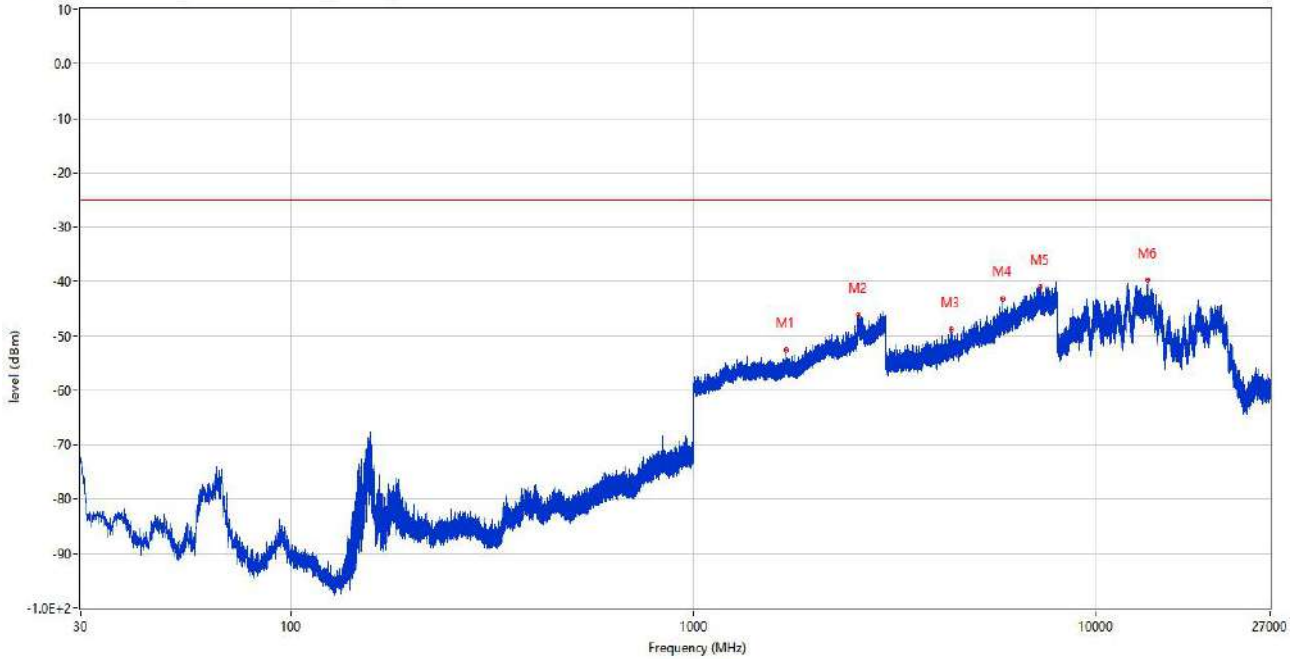
Frequency (MHz)	Result (dBm)	Factor (dB)	Limit (dBm)	Margin (dB)	Table (o)	ANT	EUT	Verdict
1468.700	-53.56	-1.52	-25.0	28.56	360.00	Horizontal	Vertical	Pass
2628.000	-35.50	7.26	-25.0	10.50	127.00	Horizontal	Vertical	N/A
4299.500	-49.28	6.68	-25.0	24.28	317.00	Horizontal	Vertical	Pass
4986.750	-46.78	9.17	-25.0	21.78	135.00	Horizontal	Vertical	Pass
6713.500	-41.39	13.10	-25.0	16.39	168.00	Horizontal	Vertical	Pass
11985.724	-40.26	13.87	-25.0	15.26	232.00	Horizontal	Vertical	Pass

RSE (RF) _FCC PART22&24&27_LTE Band 38 & 41(mid) _2570-2620_30MHz-27GHz



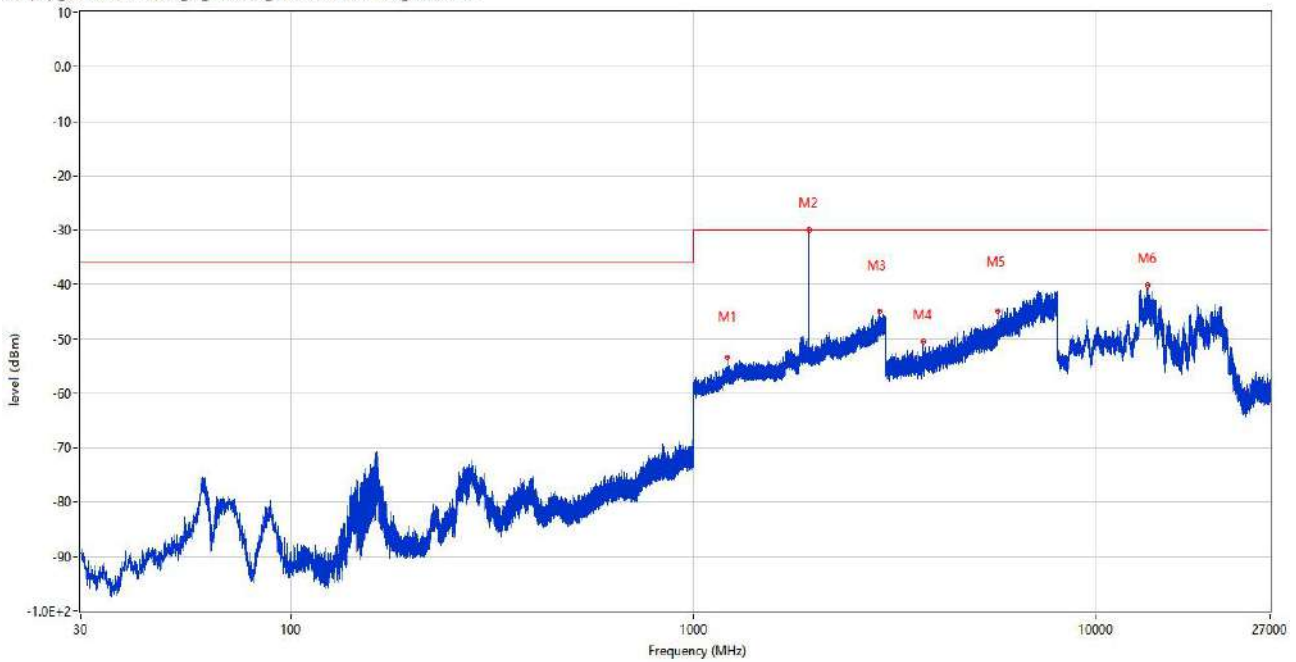
Frequency (MHz)	Result (dBm)	Factor (dB)	Limit (dBm)	Margin (dB)	Table (o)	ANT	EUT	Verdict
1304.700	-53.54	-0.95	-25.0	28.54	359.00	Vertical	Vertical	Pass
2563.600	-44.56	7.53	-25.0	19.56	320.00	Vertical	Vertical	N/A
4163.000	-49.54	5.70	-25.0	24.54	360.00	Vertical	Vertical	Pass
4978.250	-46.79	9.37	-25.0	21.79	338.00	Vertical	Vertical	Pass
7519.250	-39.88	14.01	-25.0	14.88	280.00	Vertical	Vertical	Pass
13392.862	-39.81	16.94	-25.0	14.81	1.00	Vertical	Vertical	Pass

RSE (RF) _FCC PART22&24&27_LTE Band 38 & 41(mid) _2570-2620_30MHz-27GHz



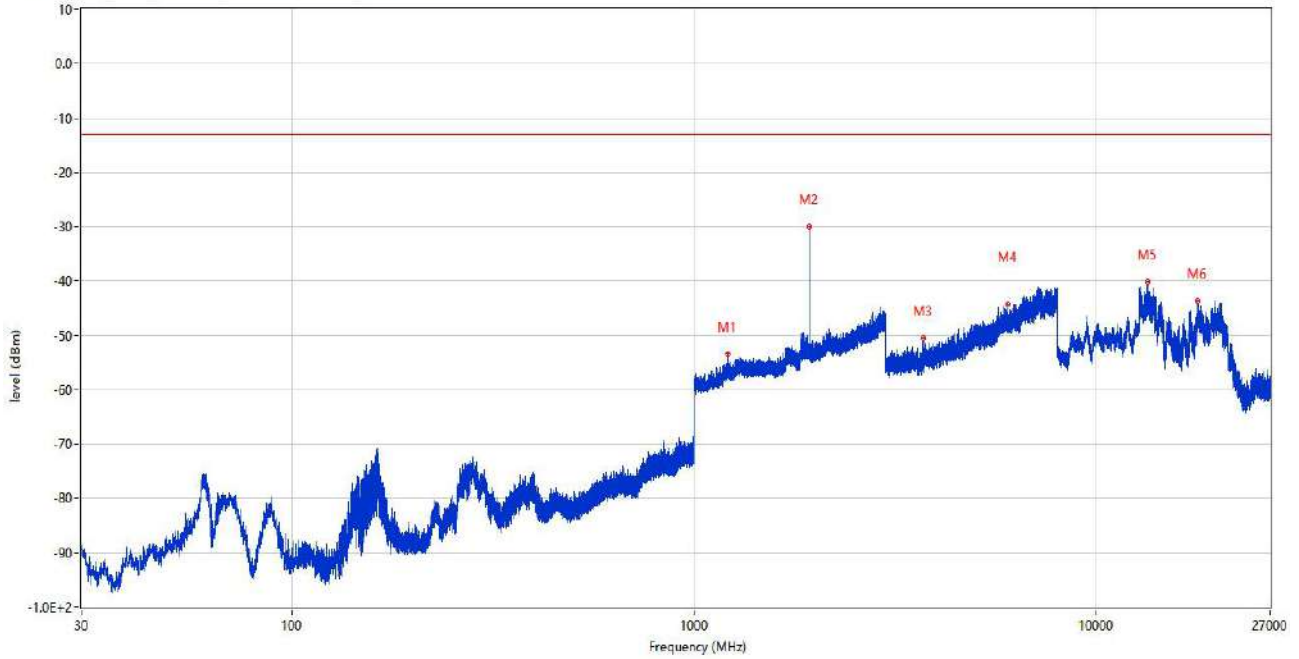
Frequency (MHz)	Result (dBm)	Factor (dB)	Limit (dBm)	Margin (dB)	Table (o)	ANT	EUT	Verdict
1692.000	-52.66	-0.17	-25.0	27.66	106.00	Vertical	Horizontal	Pass
2568.800	-46.22	7.50	-25.0	21.22	291.00	Vertical	Horizontal	N/A
4350.500	-48.81	7.39	-25.0	23.81	118.00	Vertical	Horizontal	Pass
5850.000	-43.15	10.91	-25.0	18.15	110.00	Vertical	Horizontal	Pass
7248.000	-40.95	14.91	-25.0	15.95	69.00	Vertical	Horizontal	Pass
13386.563	-39.77	16.88	-25.0	14.77	1.00	Vertical	Horizontal	Pass

RSE (RF) _FCC PART22&24&27_CA_CA 2A-4A_1710-1785&1850-1920_30M-27GHz



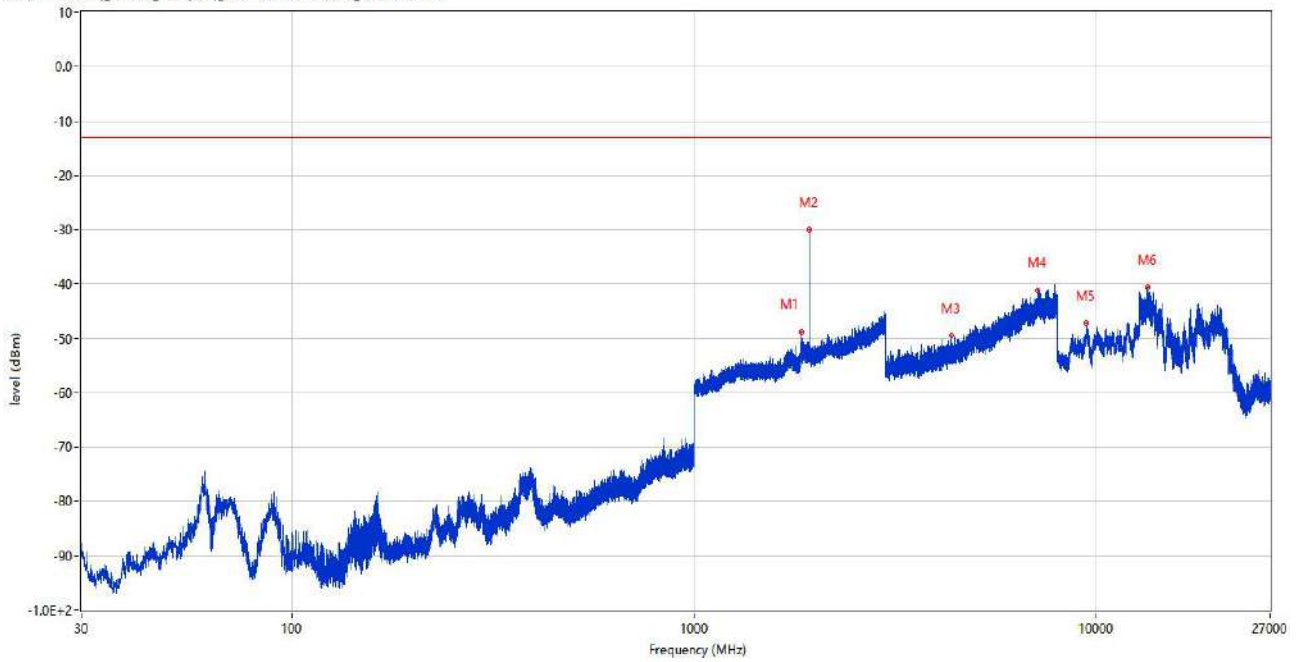
Frequency (MHz)	Result (dBm)	Factor (dB)	Limit (dBm)	Margin (dB)	Table (o)	ANT	EUT	Verdict
1210.600	-53.48	-1.21	-30.0	23.48	83.00	Horizontal	Horizontal	Pass
1931.300	-30.08	2.60	-30.0	0.08	253.00	Horizontal	Horizontal	N/A
2895.900	-45.00	9.86	-30.0	15.00	310.00	Horizontal	Horizontal	Pass
3723.750	-50.57	5.74	-30.0	20.57	337.00	Horizontal	Horizontal	Pass
5679.500	-44.87	9.60	-30.0	14.87	2.00	Horizontal	Horizontal	Pass
13392.862	-40.15	16.94	-30.0	10.15	324.00	Horizontal	Horizontal	Pass

RSE(5G NSA FCC_NSA 2A_n78A(Mid)_1850-1920&3400-3600_30MHz-27GHz



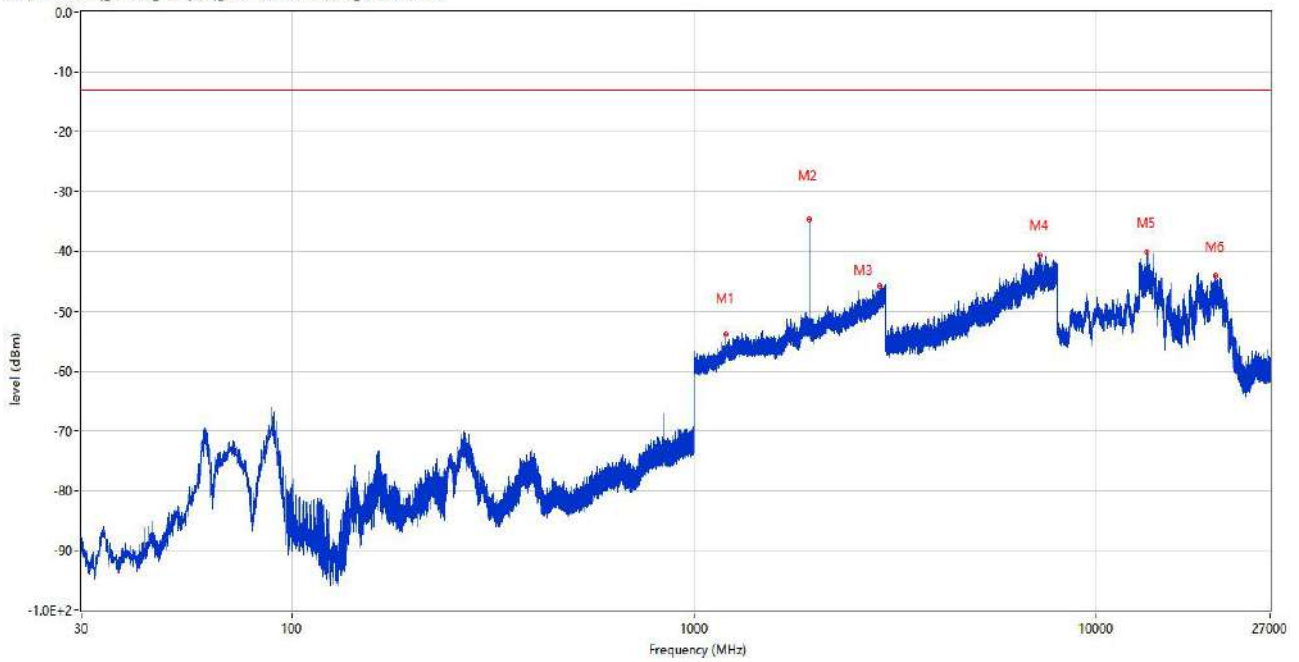
Frequency (MHz)	Result (dBm)	Factor (dB)	Limit (dBm)	Margin (dB)	Table (o)	ANT	EUT	Verdict
1210.600	-53.48	-1.21	-13.0	40.48	83.00	Horizontal	Horizontal	Pass
1931.300	-30.08	2.60	-13.0	17.08	253.00	Horizontal	Horizontal	N/A
3723.750	-50.57	5.74	-13.0	37.57	337.00	Horizontal	Horizontal	Pass
6010.250	-44.30	11.45	-13.0	31.30	1.00	Horizontal	Horizontal	Pass
13392.862	-40.15	16.94	-13.0	27.15	324.00	Horizontal	Horizontal	Pass
17805.488	-43.65	13.05	-13.0	30.65	360.00	Horizontal	Horizontal	Pass

RSE(5G NSA FCC_NSA 2A_n78A(Mid)_1850-1920&3400-3600_30MHz-27GHz



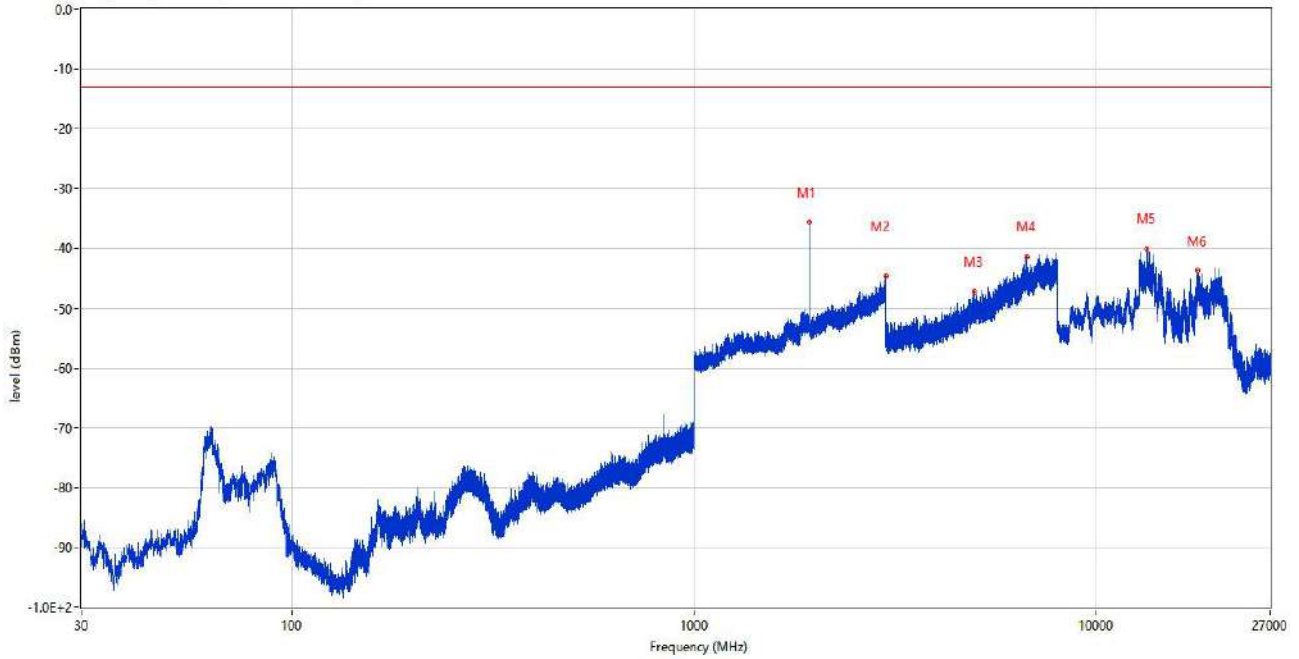
Frequency (MHz)	Result (dBm)	Factor (dB)	Limit (dBm)	Margin (dB)	Table (o)	ANT	EUT	Verdict
1851.800	-48.91	2.32	-13.0	35.91	157.00	Horizontal	Vertical	N/A
1931.600	-30.05	2.58	-13.0	17.05	242.00	Horizontal	Vertical	N/A
4350.750	-49.48	7.36	-13.0	36.48	288.00	Horizontal	Vertical	Pass
7154.750	-41.08	14.33	-13.0	28.08	1.00	Horizontal	Vertical	Pass
9450.651	-47.26	13.77	-13.0	34.26	74.00	Horizontal	Vertical	Pass
13403.099	-40.57	16.94	-13.0	27.57	1.00	Horizontal	Vertical	Pass

RSE(5G NSA FCC_NSA_2A_n78A(Mid)_1850-1920&3400-3600_30MHz-27GHz



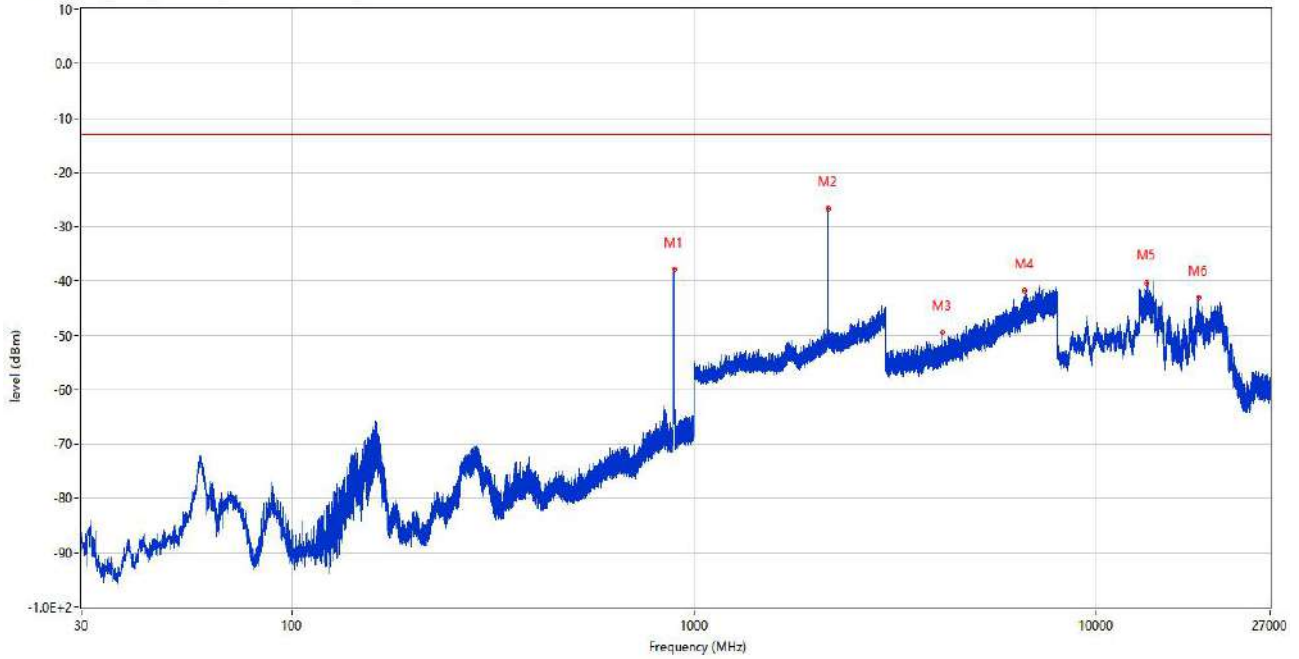
Frequency (MHz)	Result (dBm)	Factor (dB)	Limit (dBm)	Margin (dB)	Table (o)	ANT	EUT	Verdict
1198.400	-53.89	-1.11	-13.0	40.89	196.00	Vertical	Vertical	Pass
1931.600	-34.62	2.58	-13.0	21.62	299.00	Vertical	Vertical	N/A
2901.300	-45.74	8.87	-13.0	32.74	252.00	Vertical	Vertical	Pass
7212.000	-40.61	13.97	-13.0	27.61	196.00	Vertical	Vertical	Pass
13362.413	-40.12	16.66	-13.0	27.12	1.00	Vertical	Vertical	Pass
19772.101	-44.16	12.94	-13.0	31.16	230.00	Vertical	Vertical	Pass

RSE(5G NSA FCC)_NSA_2A_n78A(Mid)_1850-1920&3400-3600_30MHz-27GHz



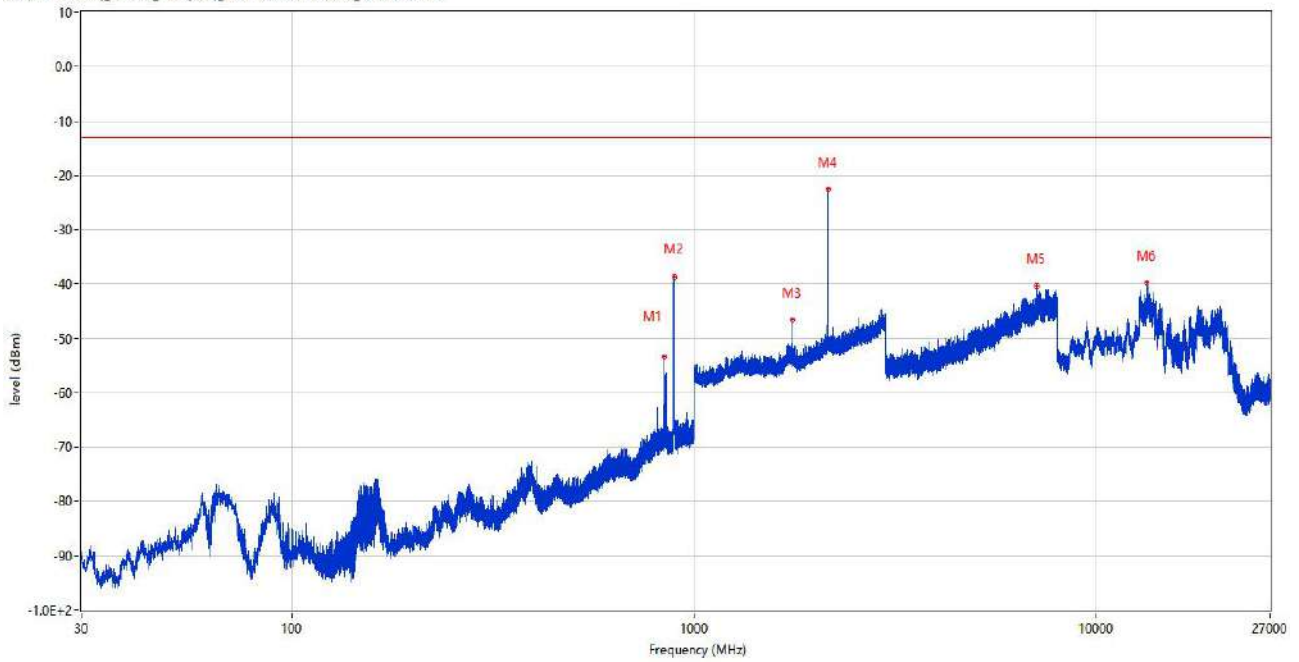
Frequency (MHz)	Result (dBm)	Factor (dB)	Limit (dBm)	Margin (dB)	Table (o)	ANT	EUT	Verdict
1931.800	-35.66	2.57	-13.0	22.66	318.00	Vertical	Horizontal	N/A
2994.100	-44.57	9.65	-13.0	31.57	337.00	Vertical	Horizontal	Pass
4953.500	-47.19	8.38	-13.0	34.19	119.00	Vertical	Horizontal	Pass
6708.500	-41.34	13.07	-13.0	28.34	253.00	Vertical	Horizontal	Pass
13369.763	-40.16	16.73	-13.0	27.16	360.00	Vertical	Horizontal	Pass
17792.100	-43.78	12.71	-13.0	30.78	1.00	Vertical	Horizontal	Pass

RSE(5G NSA FCC_NSA_2A_n78A(Mid)_1850-1920&3400-3600_30MHz-27GHz



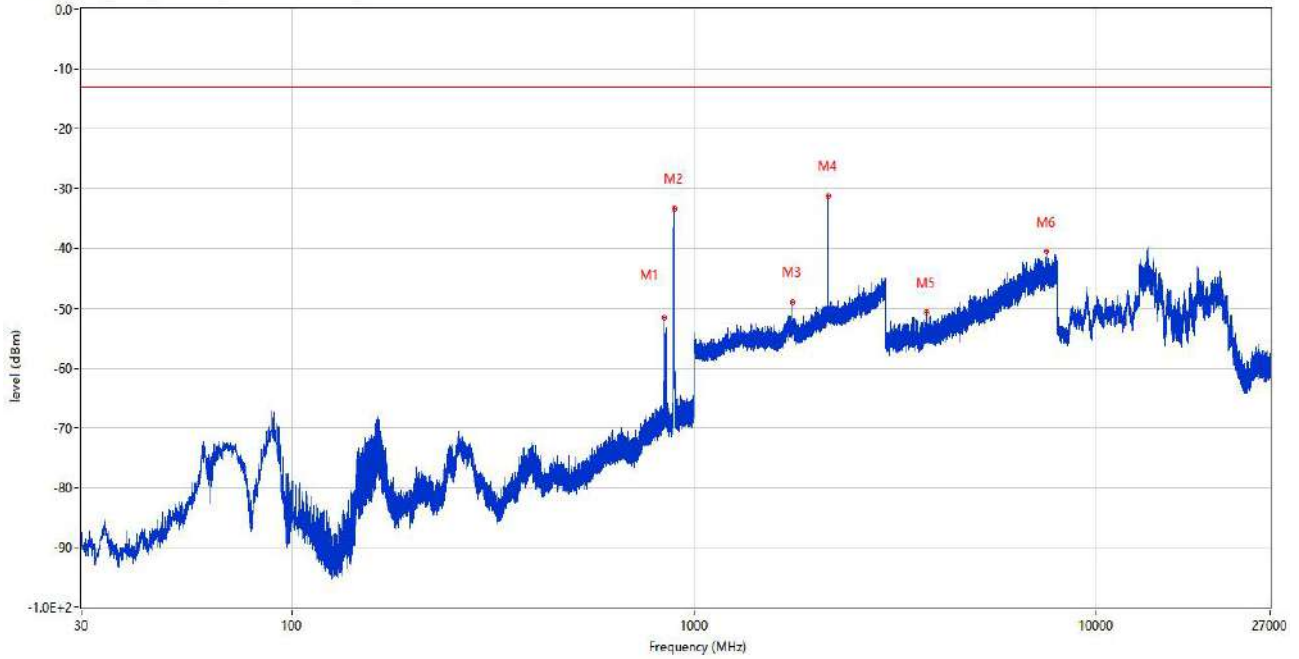
Frequency (MHz)	Result (dBm)	Factor (dB)	Limit (dBm)	Margin (dB)	Table (o)	ANT	EUT	Verdict
893.591	-37.78	3.96	-13.0	24.78	14.00	Horizontal	Horizontal	N/A
2152.600	-26.69	4.22	-13.0	13.69	225.00	Horizontal	Horizontal	N/A
4148.250	-49.40	6.15	-13.0	36.40	0.00	Horizontal	Horizontal	Pass
6636.750	-41.82	12.73	-13.0	28.82	0.00	Horizontal	Horizontal	Pass
13378.162	-40.25	16.80	-13.0	27.25	106.00	Horizontal	Horizontal	Pass
17941.463	-43.10	13.89	-13.0	30.10	0.00	Horizontal	Horizontal	Pass

RSE(5G NSA FCC_NSA_2A_n78A(Mid)_1850-1920&3400-3600_30MHz-27GHz



Frequency (MHz)	Result (dBm)	Factor (dB)	Limit (dBm)	Margin (dB)	Table (o)	ANT	EUT	Verdict
845.091	-53.45	4.60	-13.0	40.45	202.00	Horizontal	Vertical	N/A
891.263	-38.58	4.08	-13.0	25.58	139.00	Horizontal	Vertical	N/A
1754.300	-46.48	1.77	-13.0	33.48	330.00	Horizontal	Vertical	N/A
2152.500	-22.59	4.23	-13.0	9.59	225.00	Horizontal	Vertical	N/A
7085.250	-40.29	13.72	-13.0	27.29	306.00	Horizontal	Vertical	Pass
13356.900	-39.80	16.60	-13.0	26.80	249.00	Horizontal	Vertical	Pass

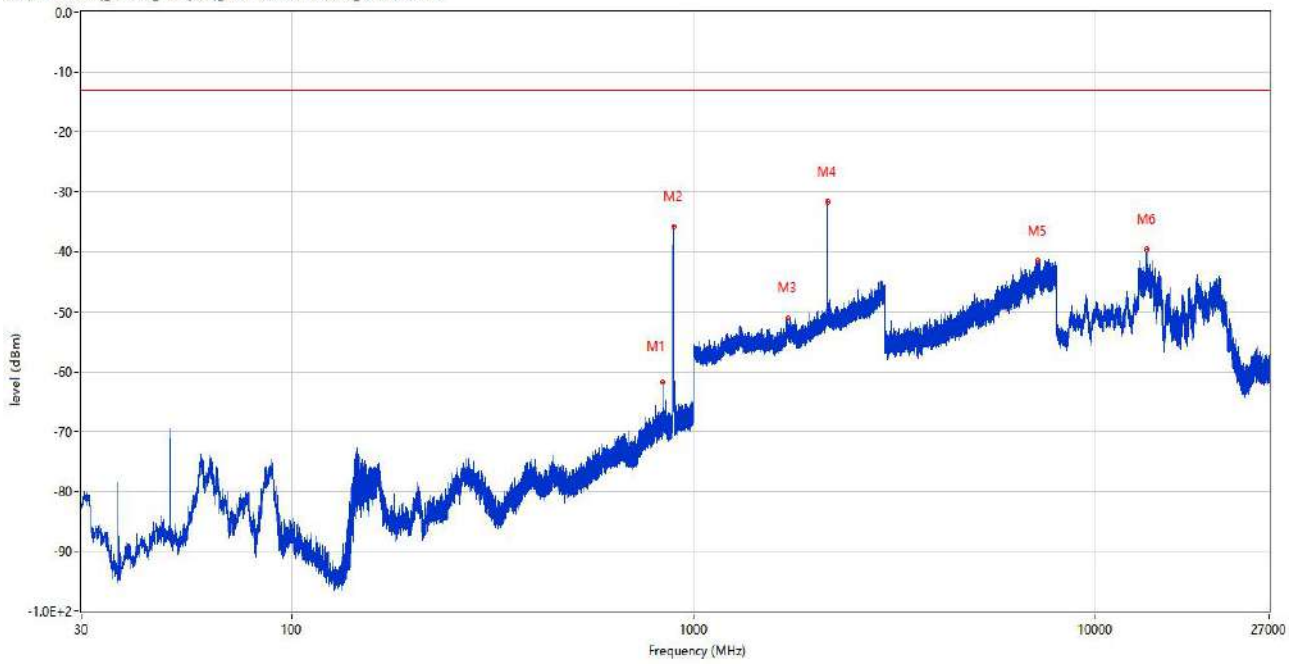
RSE(5G NSA FCC_NSA 2A_n78A(Mid)_1850-1920&3400-3600_30MHz-27GHz



Frequency (MHz)	Result (dBm)	Factor (dB)	Limit (dBm)	Margin (dB)	Table (o)	ANT	EUT	Verdict
844.994	-51.51	4.60	-13.0	38.51	161.00	Vertical	Vertical	N/A
893.591	-33.27	3.96	-13.0	20.27	340.00	Vertical	Vertical	N/A
1753.700	-48.96	1.78	-13.0	35.96	24.00	Vertical	Vertical	N/A
2154.700	-31.21	4.23	-13.0	18.21	292.00	Vertical	Vertical	N/A
3774.000	-50.70	6.16	-13.0	37.70	1.00	Vertical	Vertical	Pass
7534.500	-40.54	13.77	-13.0	27.54	0.00	Vertical	Vertical	Pass

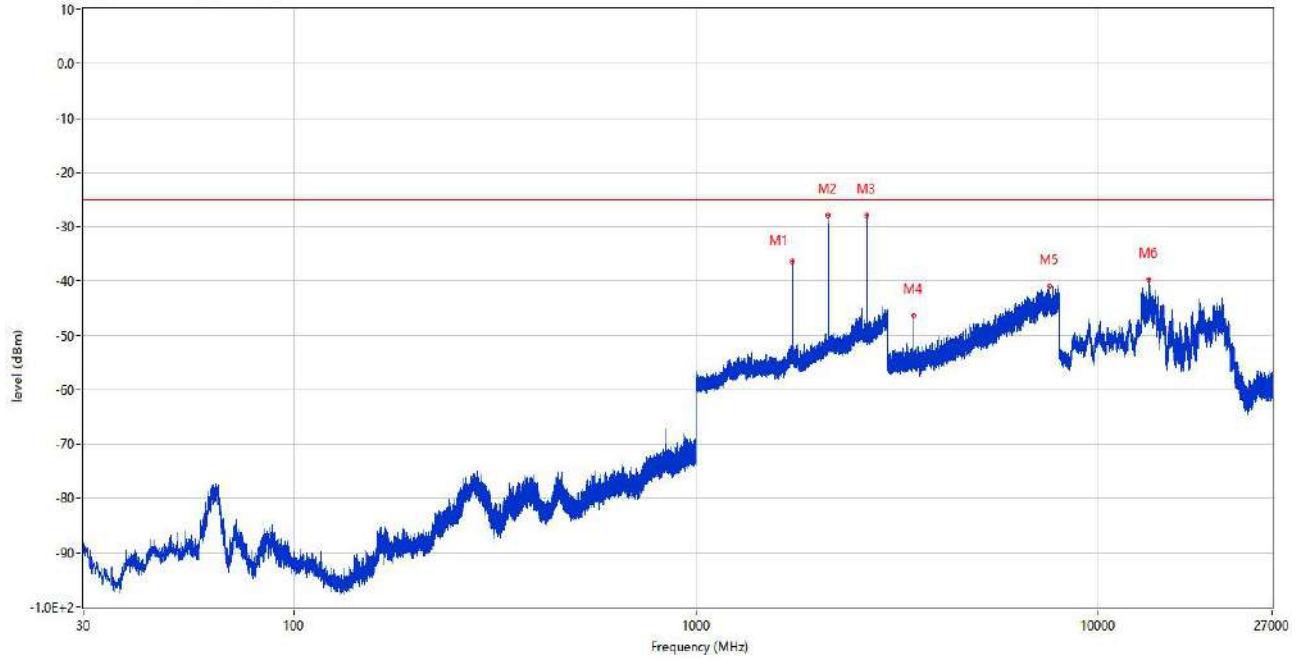
Band:CA_4A-7A,BW :5M+5M Channel:MID range

RSE(5G NSA FCC)_NSA 2A_n78A(Mid)_1850-1920&3400-3600_30MHz-27GHz



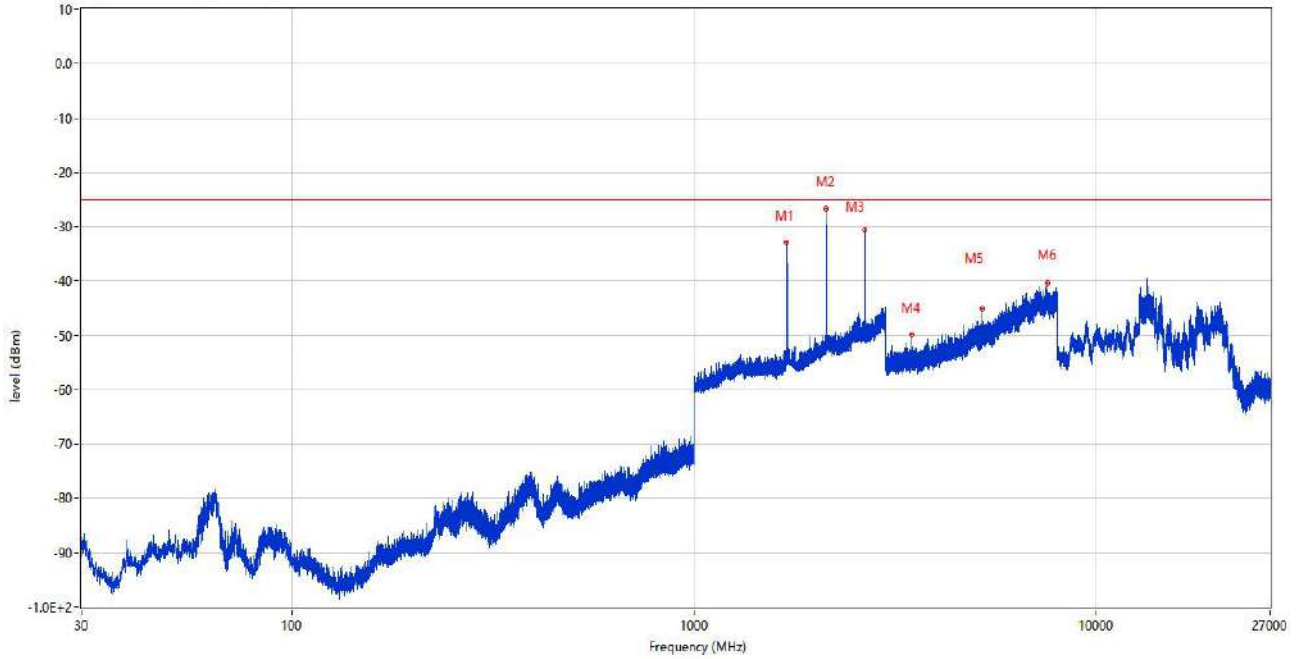
Frequency (MHz)	Result (dBm)	Factor (dB)	Limit (dBm)	Margin (dB)	Table (o)	ANT	EUT	Verdict
839.998	-61.68	4.75	-13.0	48.68	78.00	Vertical	Horizontal	N/A
890.681	-35.71	4.10	-13.0	22.71	335.00	Vertical	Horizontal	N/A
1714.000	-51.03	2.24	-13.0	38.03	361.00	Vertical	Horizontal	N/A
2154.100	-31.60	4.19	-13.0	18.60	142.00	Vertical	Horizontal	N/A
7183.250	-41.48	14.12	-13.0	28.48	0.00	Vertical	Horizontal	Pass
13414.125	-39.55	16.70	-13.0	26.55	317.00	Vertical	Horizontal	Pass

RSE(5G SA FCC)_5G N7 & 41(low)_2496-2570_30MHz-27GHz



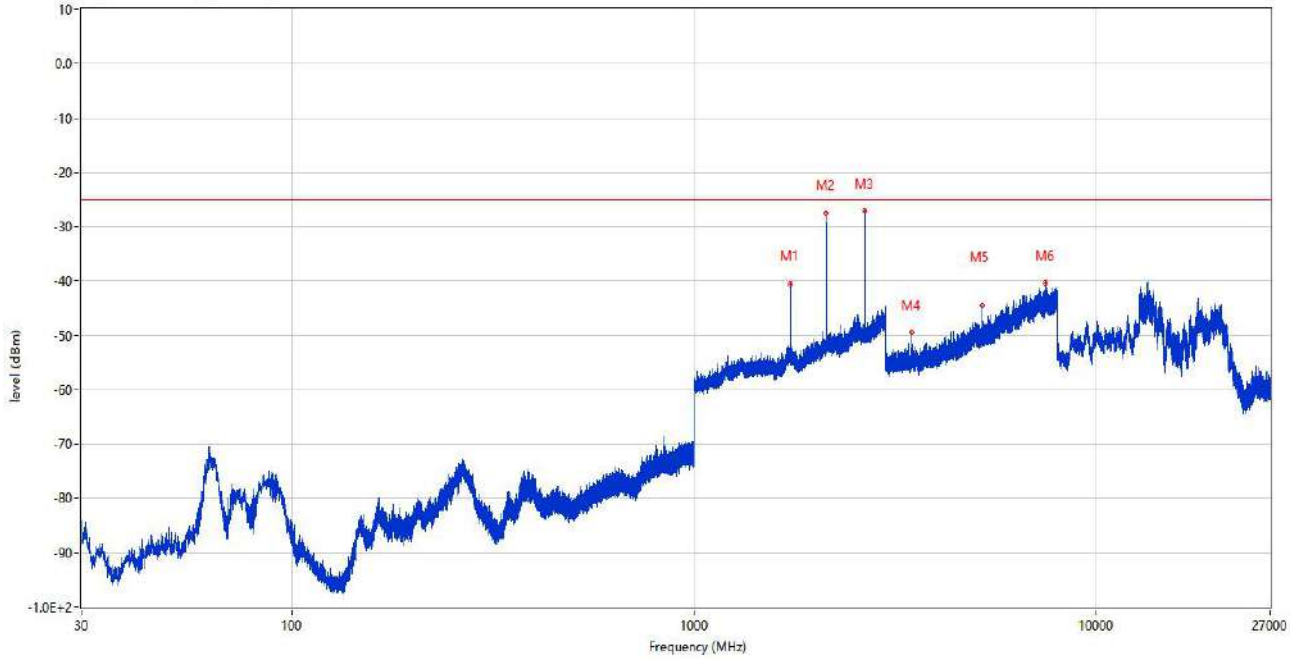
Frequency (MHz)	Result (dBm)	Factor (dB)	Limit (dBm)	Margin (dB)	Table (o)	ANT	EUT	Verdict
1735.600	-36.35	1.17	-25.0	11.35	129.00	Horizontal	Horizontal	N/A
2131.800	-27.90	3.30	-25.0	2.90	236.00	Horizontal	Horizontal	N/A
2654.800	-27.98	6.83	-25.0	2.98	119.00	Horizontal	Horizontal	N/A
3469.750	-46.36	5.43	-25.0	21.36	236.00	Horizontal	Horizontal	Pass
7574.000	-40.90	14.09	-25.0	15.90	40.00	Horizontal	Horizontal	Pass
13373.438	-39.74	16.76	-25.0	14.74	245.00	Horizontal	Horizontal	Pass

RSE(5G SA FCC)_5G N7 & 41(low)_2496-2570_30MHz-27GHz



Frequency (MHz)	Result (dBm)	Factor (dB)	Limit (dBm)	Margin (dB)	Table (o)	ANT	EUT	Verdict
1699.600	-32.94	1.54	-25.0	7.94	361.00	Horizontal	Vertical	N/A
2133.200	-26.65	3.35	-25.0	1.65	225.00	Horizontal	Vertical	N/A
2655.400	-30.58	6.78	-25.0	5.58	187.00	Horizontal	Vertical	N/A
3470.000	-49.80	5.44	-25.0	24.80	169.00	Horizontal	Vertical	Pass
5204.500	-45.08	8.16	-25.0	20.08	146.00	Horizontal	Vertical	Pass
7574.000	-40.24	14.09	-25.0	15.24	48.00	Horizontal	Vertical	Pass

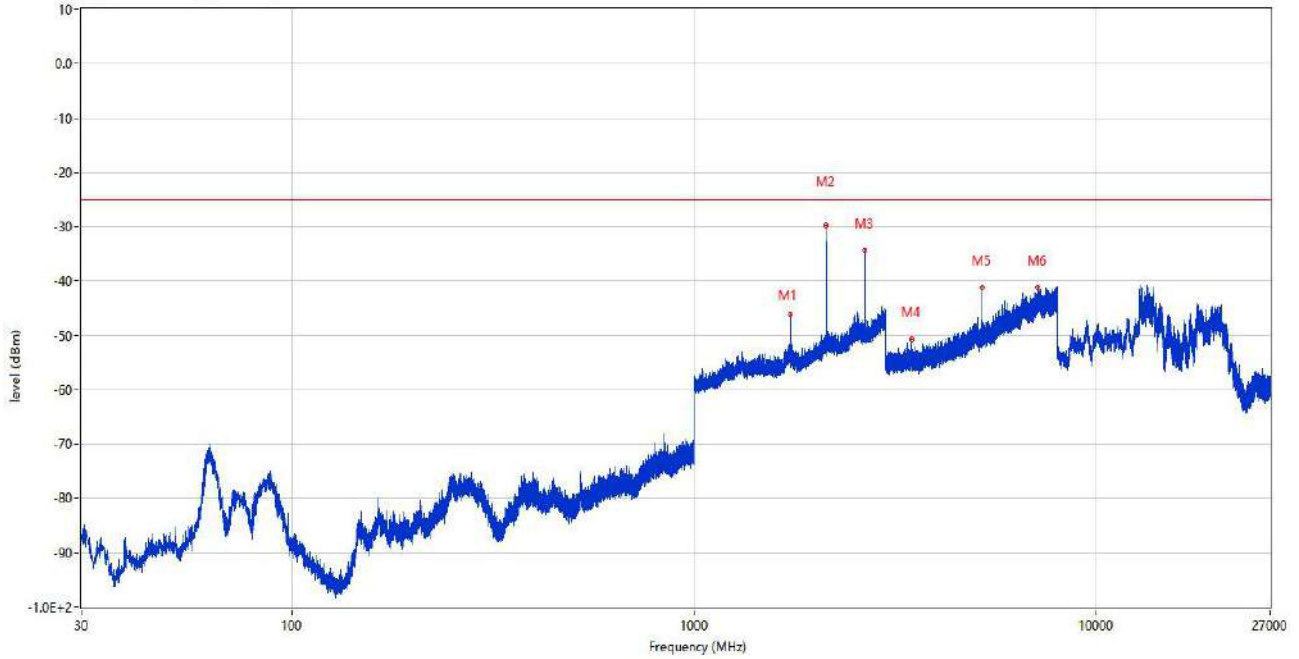
RSE(5G SA FCC)_5G N7 & 41(low)_2496-2570_30MHz-27GHz



Frequency (MHz)	Result (dBm)	Factor (dB)	Limit (dBm)	Margin (dB)	Table (o)	ANT	EUT	Verdict
1735.500	-40.47	1.17	-25.0	15.47	39.00	Vertical	Vertical	N/A
2131.900	-27.40	3.31	-25.0	2.40	144.00	Vertical	Vertical	N/A
2657.300	-27.05	6.48	-25.0	2.05	209.00	Vertical	Vertical	N/A
3470.250	-49.41	5.44	-25.0	24.41	276.00	Vertical	Vertical	Pass
5204.500	-44.55	8.16	-25.0	19.55	189.00	Vertical	Vertical	Pass
7472.000	-40.29	14.66	-25.0	15.29	24.00	Vertical	Vertical	Pass

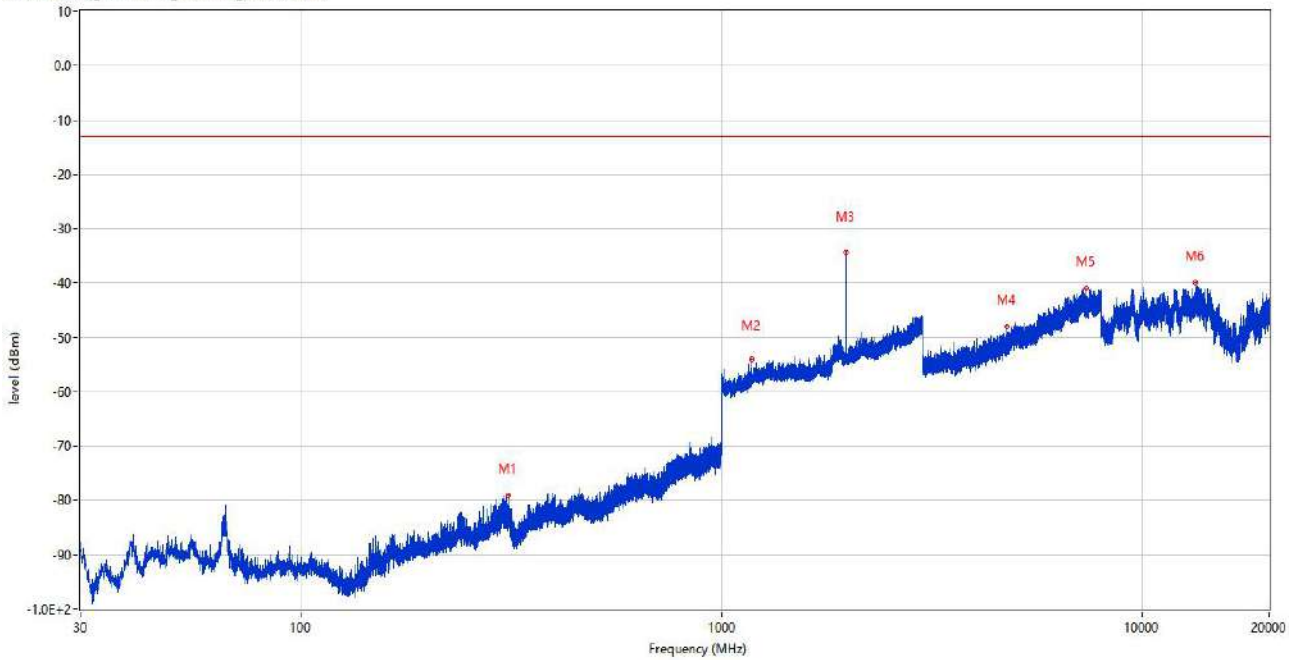
BAND:SA n2 Channel:HIGH range BW:15M

RSE(5G SA FCC)_5G N7 & 41(low)_2496-2570_30MHz-27GHz



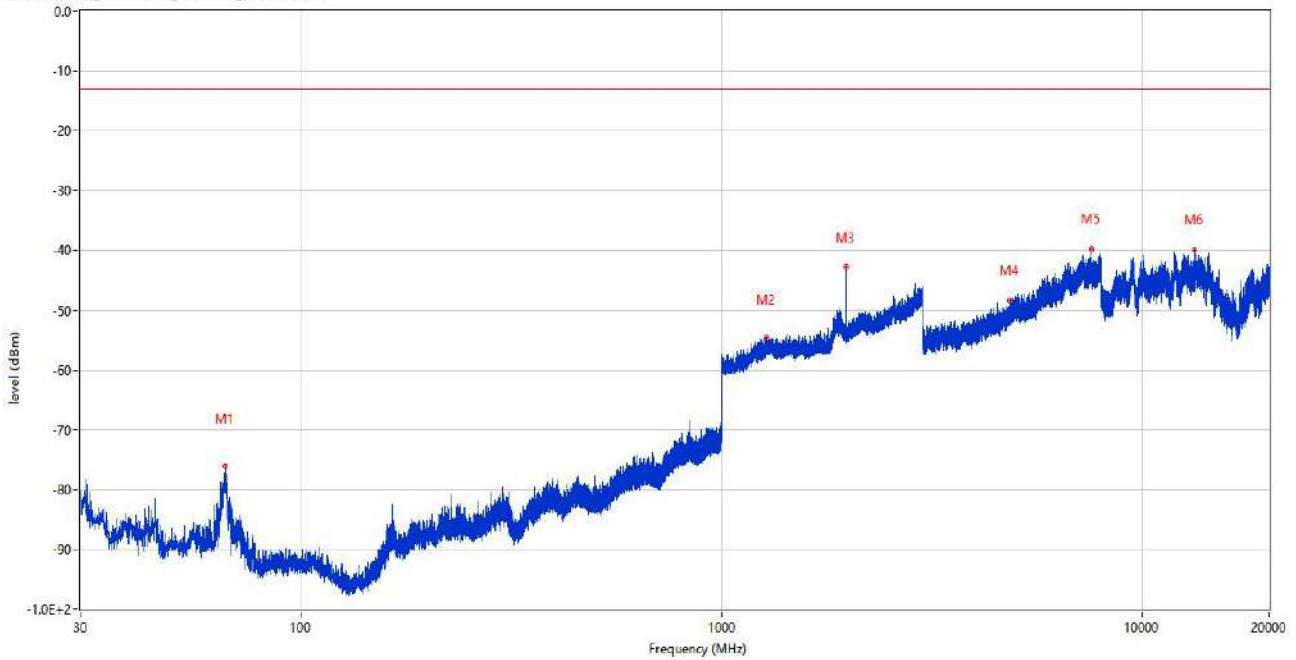
Frequency (MHz)	Result (dBm)	Factor (dB)	Limit (dBm)	Margin (dB)	Table (o)	ANT	EUT	Verdict
1735.600	-46.11	1.17	-25.0	21.11	179.00	Vertical	Horizontal	N/A
2133.700	-29.78	3.36	-25.0	4.78	244.00	Vertical	Horizontal	N/A
2657.000	-34.35	6.52	-25.0	9.35	320.00	Vertical	Horizontal	N/A
3469.750	-50.80	5.43	-25.0	25.80	138.00	Vertical	Horizontal	Pass
5204.500	-41.10	8.16	-25.0	16.10	159.00	Vertical	Horizontal	Pass
7142.500	-41.18	14.16	-25.0	16.18	323.00	Vertical	Horizontal	Pass

RSE(5G SA FCC)_5G N2 & 25_1830-1920_30MHz-20GHz



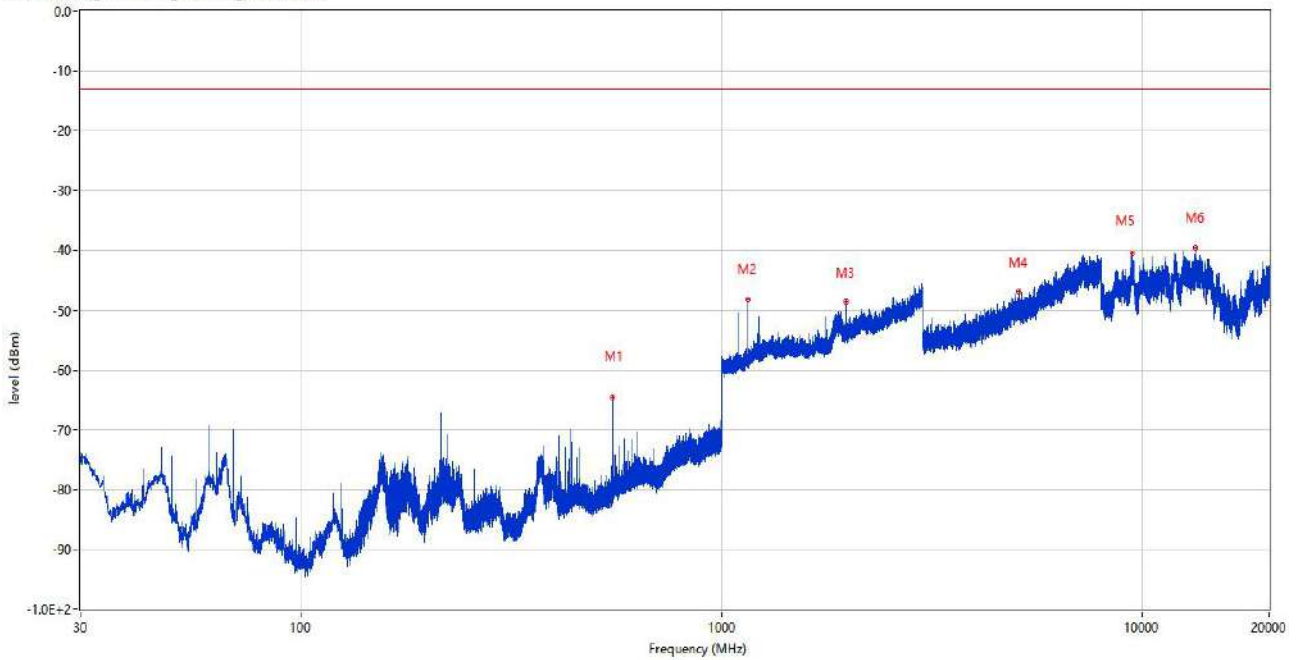
Frequency (MHz)	Result (dBm)	Factor (dB)	Limit (dBm)	Margin (dB)	Table (o)	ANT	EUT	Verdict
311.737	-79.18	-15.05	-13.0	66.18	86.00	Horizontal	Vertical	Pass
1182.800	-53.95	-2.30	-13.0	40.95	3.00	Horizontal	Vertical	Pass
1977.400	-34.35	0.78	-13.0	21.35	252.00	Horizontal	Vertical	N/A
4775.250	-47.93	7.53	-13.0	34.93	120.00	Horizontal	Vertical	Pass
7359.000	-40.94	14.47	-13.0	27.94	8.00	Horizontal	Vertical	Pass
13373.963	-40.03	16.73	-13.0	27.03	221.00	Horizontal	Vertical	Pass

RSE(5G SA FCC)_5G N2 & 25_1830-1920_30MHz-20GHz



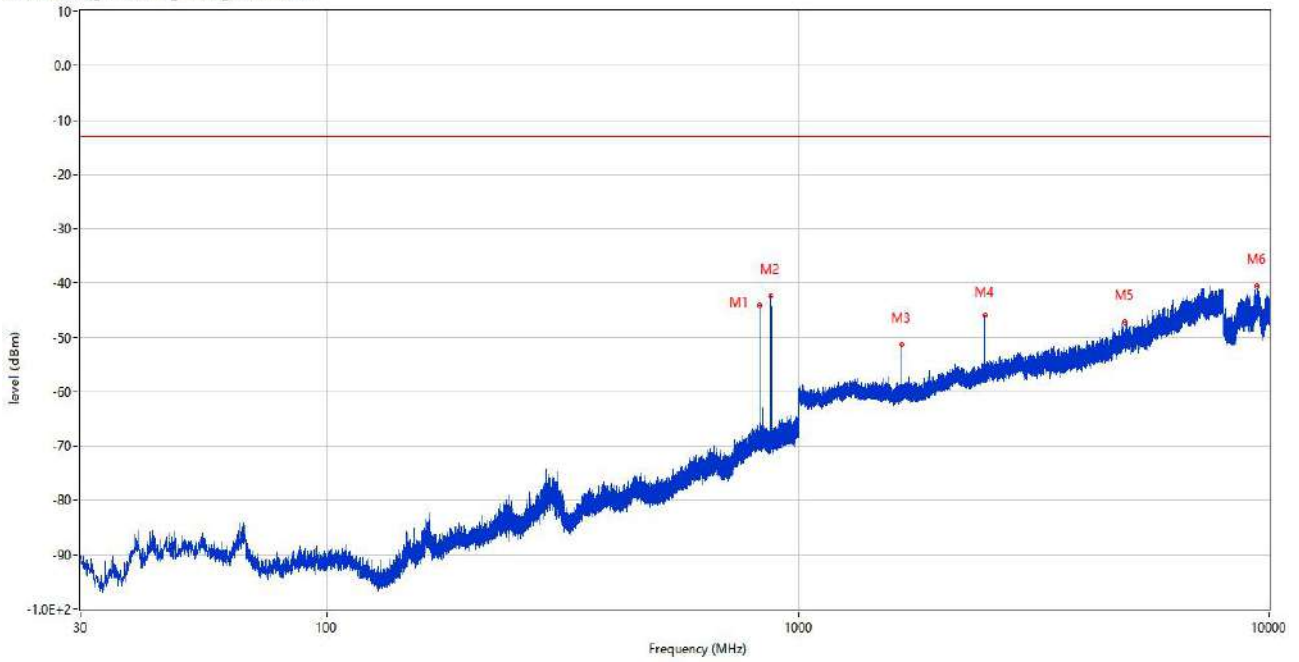
Frequency (MHz)	Result (dBm)	Factor (dB)	Limit (dBm)	Margin (dB)	Table (o)	ANT	EUT	Verdict
66.132	-76.06	-17.71	-13.0	63.06	109.00	Vertical	Vertical	Pass
1282.900	-54.63	-1.37	-13.0	41.63	360.00	Vertical	Vertical	Pass
1977.100	-42.77	0.80	-13.0	29.77	290.00	Vertical	Vertical	N/A
4841.000	-48.35	7.93	-13.0	35.35	10.00	Vertical	Vertical	Pass
7572.750	-39.74	14.05	-13.0	26.74	0.00	Vertical	Vertical	Pass
13340.363	-39.93	16.44	-13.0	26.93	229.00	Vertical	Vertical	Pass

RSE(5G SA FCC_5G N2 & 25_1830-1920_30MHz-20GHz



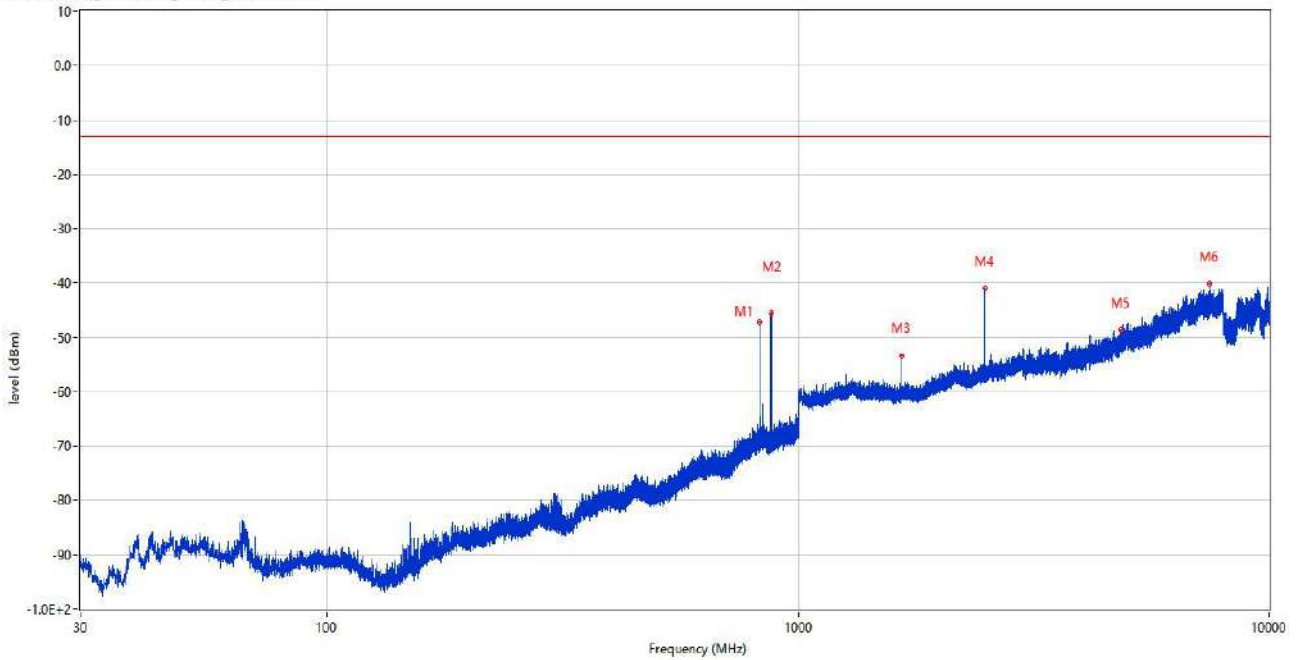
Frequency (MHz)	Result (dBm)	Factor (dB)	Limit (dBm)	Margin (dB)	Table (o)	ANT	EUT	Verdict
550.841	-64.60	-7.77	-13.0	51.60	53.00	Vertical	Horizontal	Pass
1153.900	-48.13	-3.08	-13.0	35.13	112.00	Vertical	Horizontal	Pass
1976.600	-48.68	0.84	-13.0	35.68	93.00	Vertical	Horizontal	N/A
5079.750	-46.95	9.38	-13.0	33.95	187.00	Vertical	Horizontal	Pass
9448.513	-40.56	13.77	-13.0	27.56	200.00	Vertical	Horizontal	Pass
13349.026	-39.48	16.74	-13.0	26.48	181.00	Vertical	Horizontal	Pass

RSE(5G SA FCC)_5G N5 & 26_814-849_30MHz-10GHz



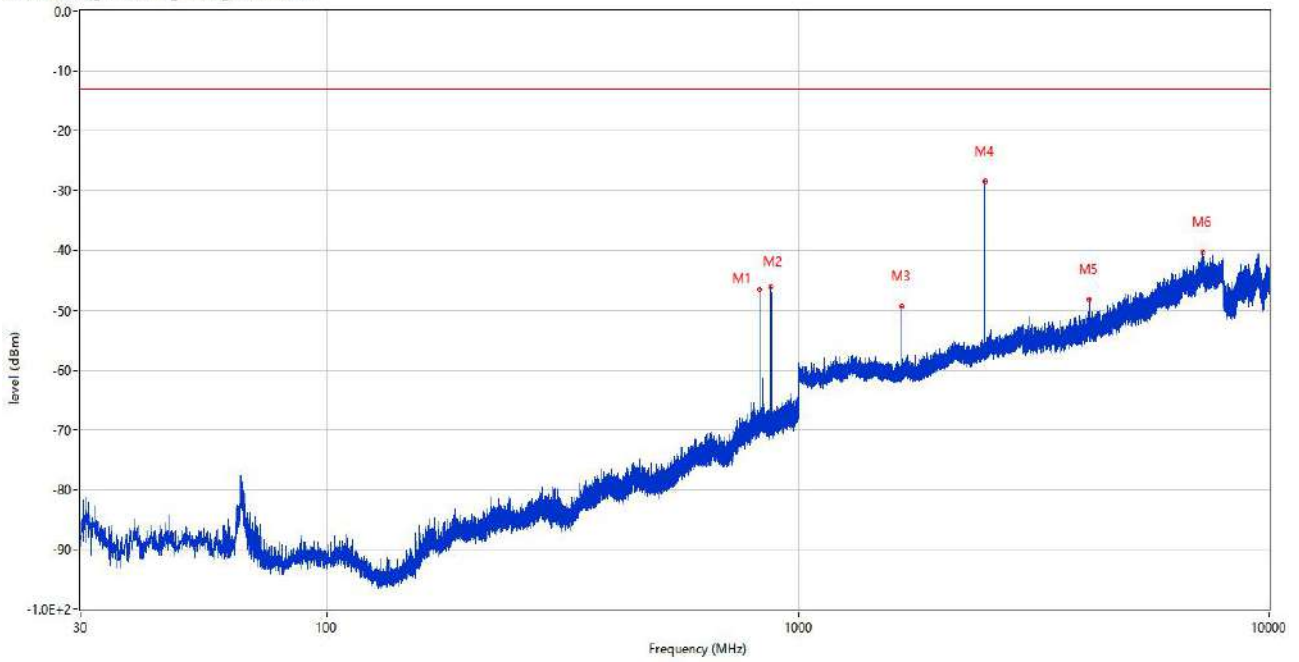
Frequency (MHz)	Result (dBm)	Factor (dB)	Limit (dBm)	Margin (dB)	Table (o)	ANT	EUT	Verdict
829.571	-44.16	4.26	-13.0	31.16	233.00	Horizontal	Horizontal	N/A
876.567	-42.51	3.29	-13.0	29.51	309.00	Horizontal	Horizontal	N/A
1659.900	-51.35	-5.61	-13.0	38.35	26.00	Horizontal	Horizontal	Pass
2489.800	-46.02	-1.21	-13.0	33.02	325.00	Horizontal	Horizontal	Pass
4950.250	-47.26	8.31	-13.0	34.26	152.00	Horizontal	Horizontal	Pass
9456.500	-40.65	13.64	-13.0	27.65	296.00	Horizontal	Horizontal	Pass

RSE(5G SA FCC)_5G N5 & 26_814-849_30MHz-10GHz



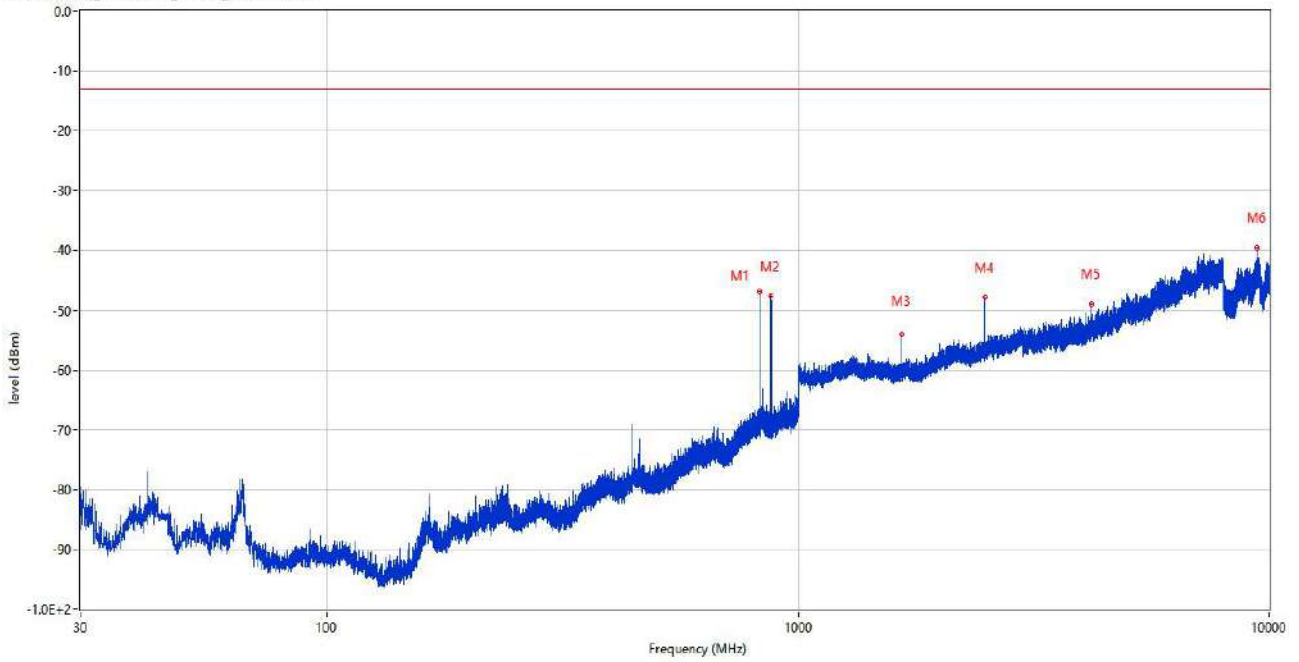
Frequency (MHz)	Result (dBm)	Factor (dB)	Limit (dBm)	Margin (dB)	Table (o)	ANT	EUT	Verdict
829.668	-47.26	4.26	-13.0	34.26	178.00	Horizontal	Vertical	N/A
877.586	-45.49	3.25	-13.0	32.49	266.00	Horizontal	Vertical	N/A
1660.300	-53.30	-5.58	-13.0	40.30	360.00	Horizontal	Vertical	Pass
2489.800	-40.96	-1.21	-13.0	27.96	45.00	Horizontal	Vertical	Pass
4844.250	-48.64	7.88	-13.0	35.64	77.00	Horizontal	Vertical	Pass
7471.500	-40.11	14.62	-13.0	27.11	176.00	Horizontal	Vertical	Pass

RSE(5G SA FCC)_5G N5 & 26_814-849_30MHz-10GHz



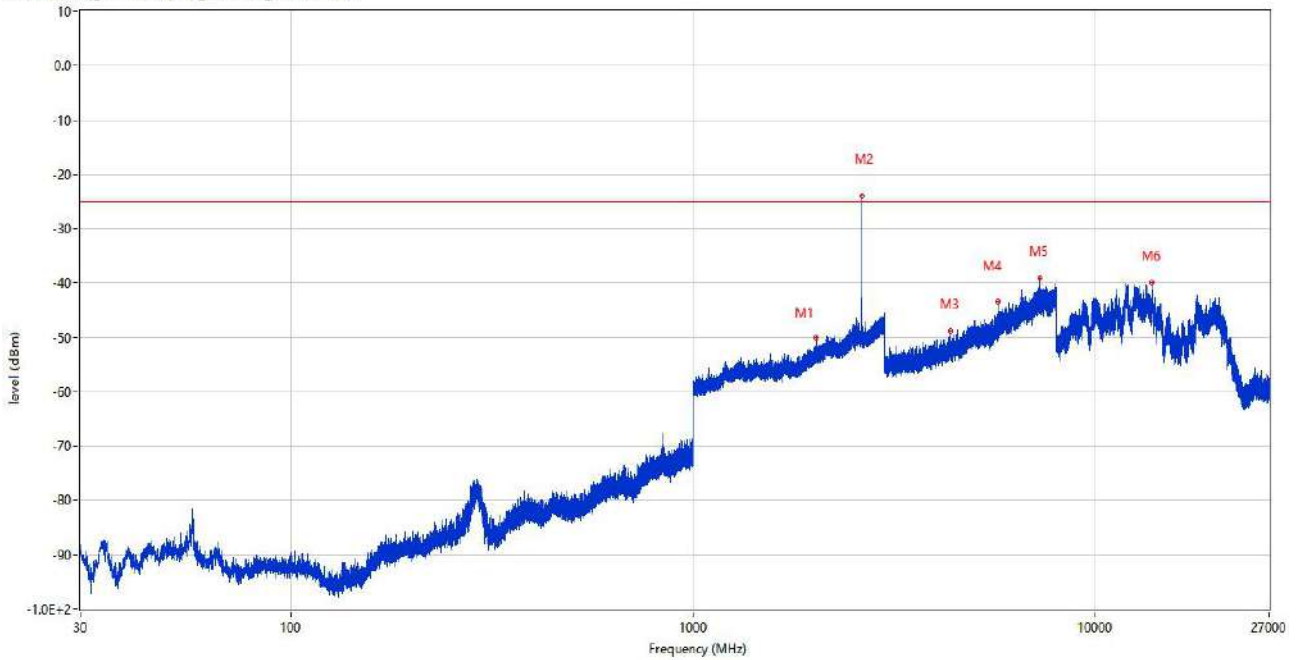
Frequency (MHz)	Result (dBm)	Factor (dB)	Limit (dBm)	Margin (dB)	Table (o)	ANT	EUT	Verdict
829.668	-46.45	4.26	-13.0	33.45	284.00	Vertical	Vertical	N/A
874.724	-46.07	3.40	-13.0	33.07	244.00	Vertical	Vertical	N/A
1660.100	-49.35	-5.58	-13.0	36.35	58.00	Vertical	Vertical	Pass
2489.800	-28.36	-1.21	-13.0	15.36	301.00	Vertical	Vertical	Pass
4148.750	-48.18	6.20	-13.0	35.18	214.00	Vertical	Vertical	Pass
7218.500	-40.26	14.06	-13.0	27.26	74.00	Vertical	Vertical	Pass

RSE(5G SA FCC)_5G N5 & 26_814-849_30MHz-10GHz



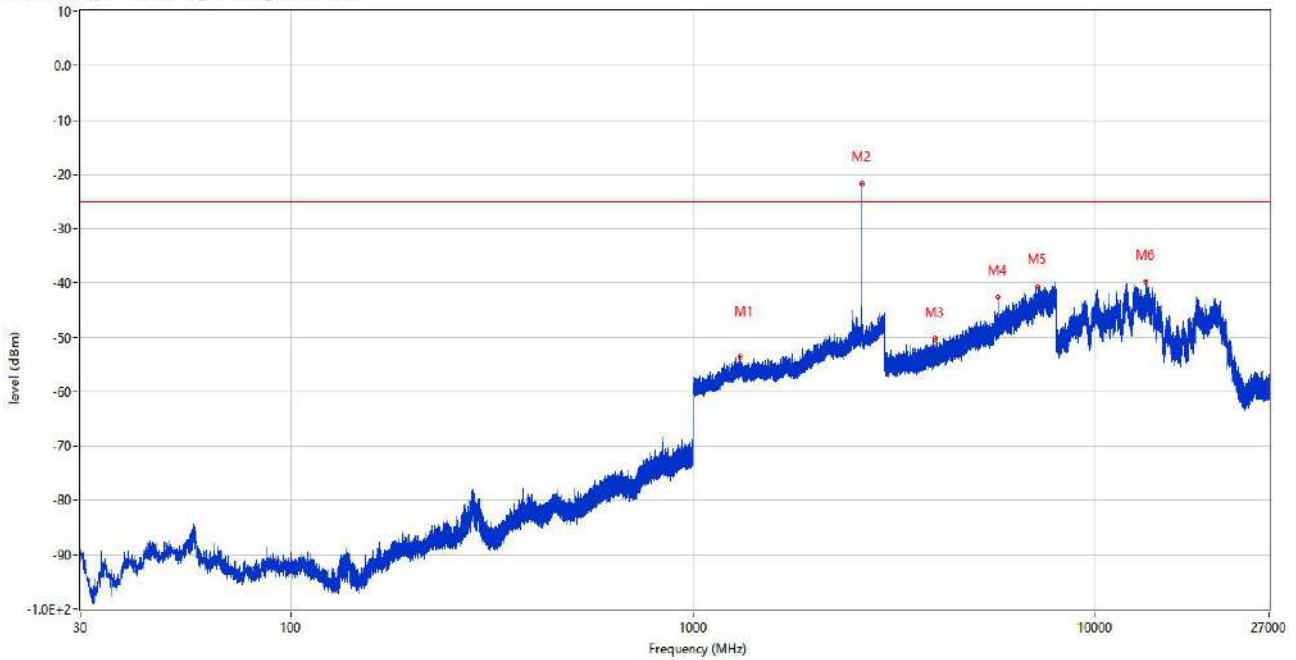
Frequency (MHz)	Result (dBm)	Factor (dB)	Limit (dBm)	Margin (dB)	Table (o)	ANT	EUT	Verdict
829.668	-46.90	4.26	-13.0	33.90	110.00	Vertical	Horizontal	N/A
876.276	-47.73	3.30	-13.0	34.73	183.00	Vertical	Horizontal	N/A
1659.900	-53.99	-5.61	-13.0	40.99	360.00	Vertical	Horizontal	Pass
2490.000	-47.89	-1.22	-13.0	34.89	360.00	Vertical	Horizontal	Pass
4193.250	-48.96	6.99	-13.0	35.96	304.00	Vertical	Horizontal	Pass
9447.900	-39.49	13.76	-13.0	26.49	7.00	Vertical	Horizontal	Pass

RSE(5G SA FCC_5G N7 & 41(low)_2496-2570_30MHz-27GHz



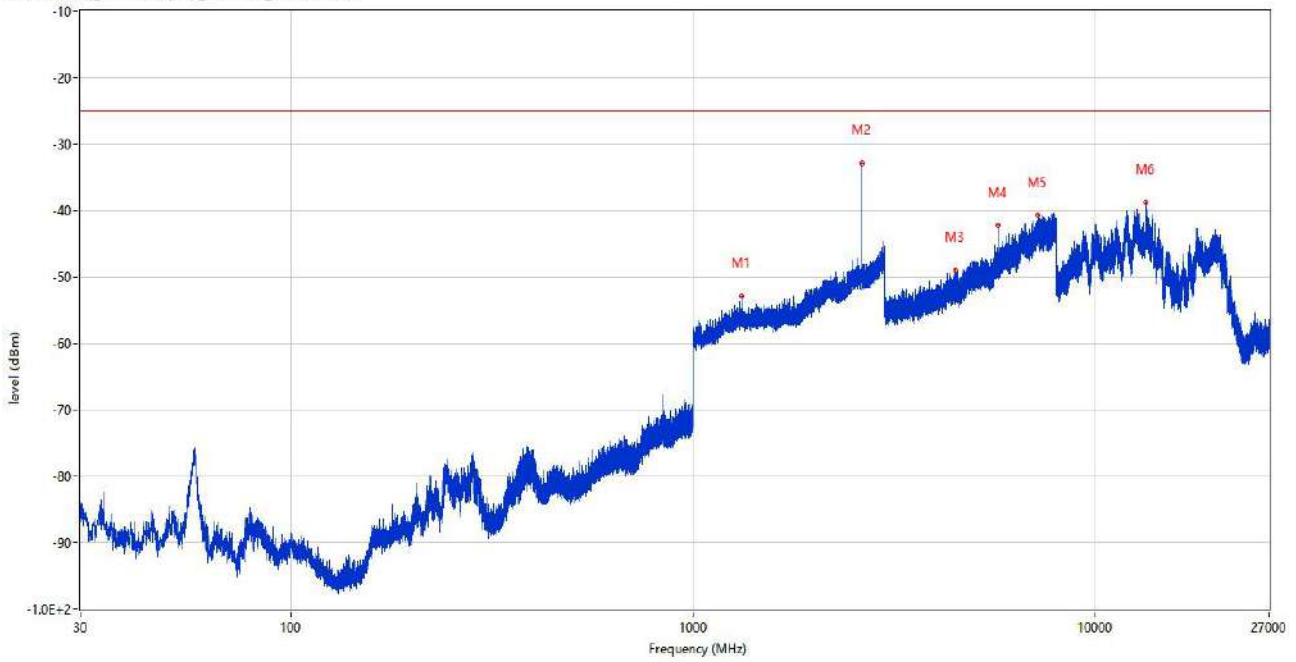
Frequency (MHz)	Result (dBm)	Factor (dB)	Limit (dBm)	Margin (dB)	Table (o)	ANT	EUT	Verdict
2020.900	-50.03	2.19	-25.0	25.03	312.00	Horizontal	Horizontal	Pass
2621.900	-23.92	5.63	-25.0	-1.08	184.00	Horizontal	Horizontal	N/A
4353.250	-48.90	7.23	-25.0	23.90	287.00	Horizontal	Horizontal	Pass
5732.750	-43.38	9.82	-25.0	18.38	337.00	Horizontal	Horizontal	Pass
7247.500	-39.10	14.94	-25.0	14.10	271.00	Horizontal	Horizontal	Pass
13799.474	-39.99	16.97	-25.0	14.99	3.00	Horizontal	Horizontal	Pass

RSE(5G SA FCC_5G N7 & 41(low)_2496-2570_30MHz-27GHz



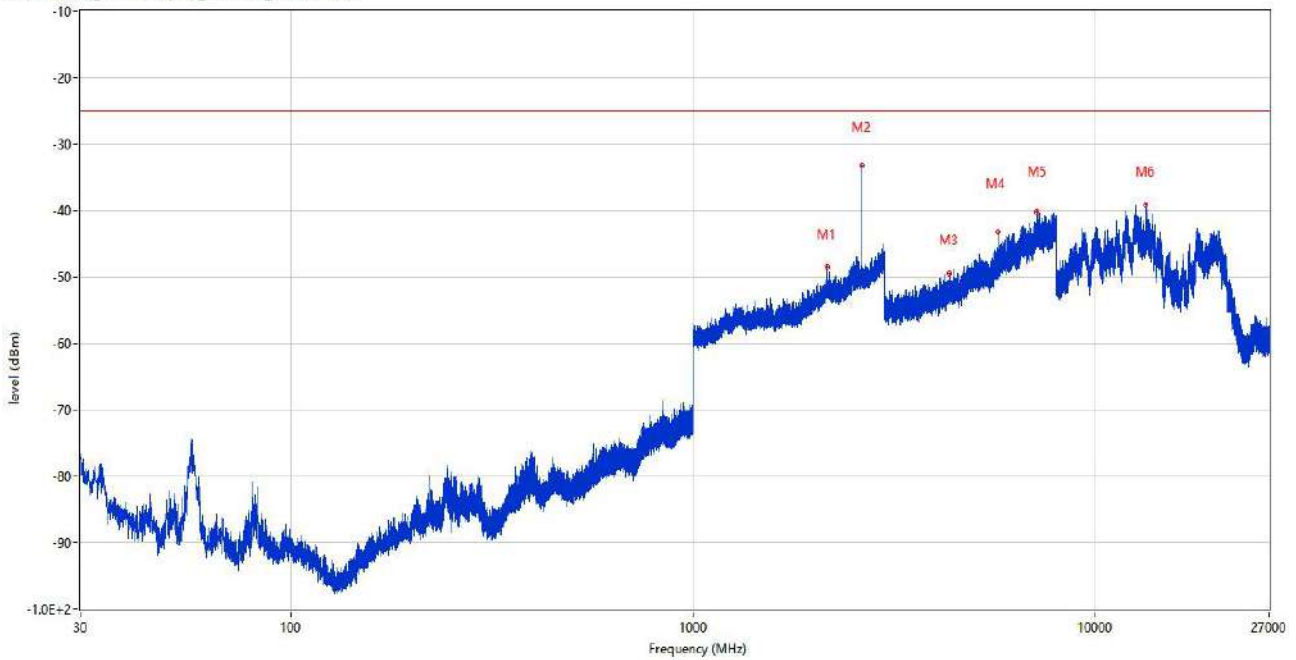
Frequency (MHz)	Result (dBm)	Factor (dB)	Limit (dBm)	Margin (dB)	Table (o)	ANT	EUT	Verdict
1307.800	-53.65	-0.90	-25.0	28.65	221.00	Horizontal	Vertical	Pass
2622.000	-21.65	5.64	-25.0	-3.35	118.00	Horizontal	Vertical	N/A
3991.250	-50.21	6.58	-25.0	25.21	360.00	Horizontal	Vertical	Pass
5732.750	-42.63	9.82	-25.0	17.63	33.00	Horizontal	Vertical	Pass
7188.000	-40.65	14.02	-25.0	15.65	337.00	Horizontal	Vertical	Pass
13379.738	-39.76	16.82	-25.0	14.76	360.00	Horizontal	Vertical	Pass

RSE(5G SA FCC_5G N7 & 41)low_2496-2570_30MHz-27GHz



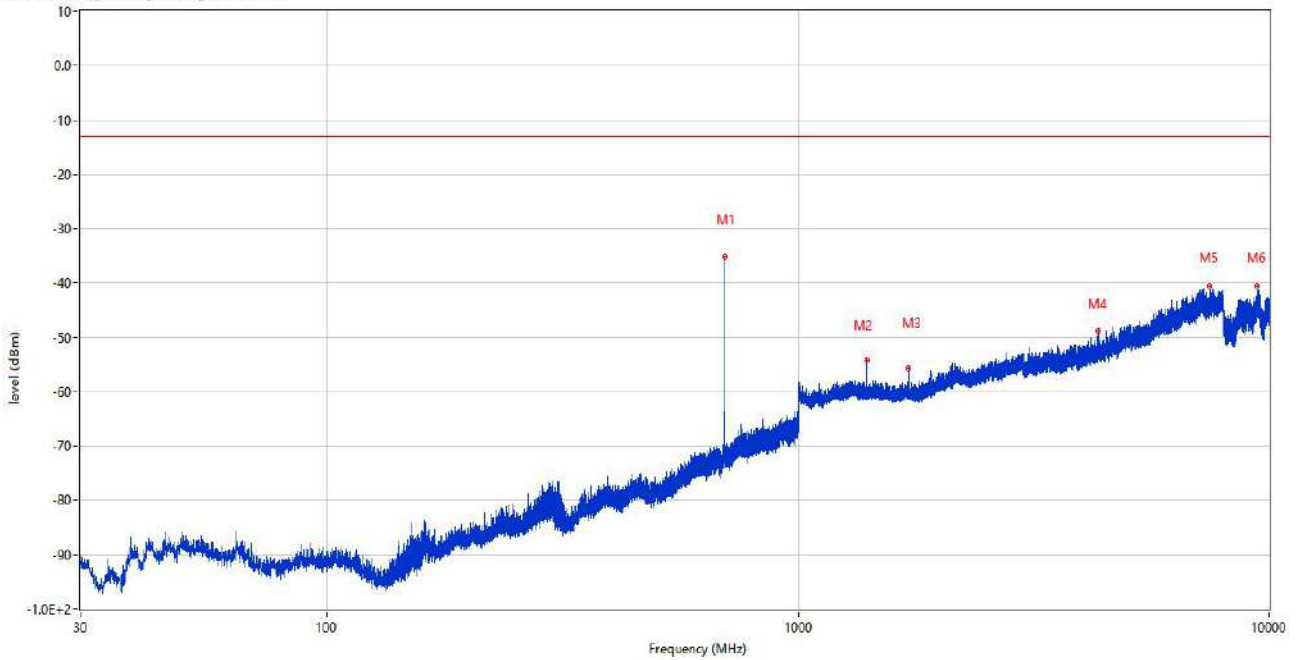
Frequency (MHz)	Result (dBm)	Factor (dB)	Limit (dBm)	Margin (dB)	Table (o)	ANT	EUT	Verdict
1321.800	-52.84	-1.16	-25.0	27.84	266.00	Vertical	Vertical	Pass
2622.700	-32.85	5.65	-25.0	7.85	118.00	Vertical	Vertical	N/A
4473.750	-48.97	6.69	-25.0	23.97	360.00	Vertical	Vertical	Pass
5732.500	-42.23	9.82	-25.0	17.23	360.00	Vertical	Vertical	Pass
7175.250	-40.63	14.34	-25.0	15.63	302.00	Vertical	Vertical	Pass
13360.575	-38.74	16.64	-25.0	13.74	360.00	Vertical	Vertical	Pass

RSE(5G SA FCC_5G N7 & 41(low)_2496-2570_30MHz-27GHz



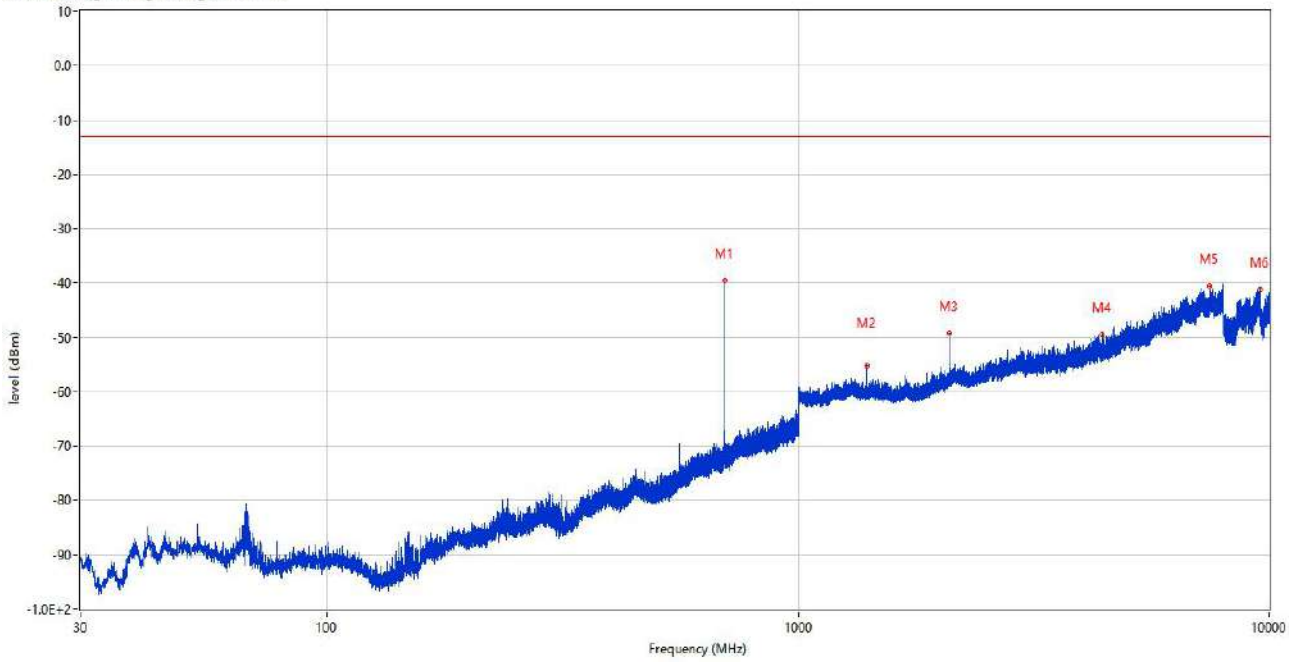
Frequency (MHz)	Result (dBm)	Factor (dB)	Limit (dBm)	Margin (dB)	Table (o)	ANT	EUT	Verdict
2149.400	-48.45	3.19	-25.0	23.45	39.00	Vertical	Horizontal	Pass
2622.600	-33.29	5.66	-25.0	8.29	78.00	Vertical	Horizontal	N/A
4340.000	-49.47	7.12	-25.0	24.47	3.00	Vertical	Horizontal	Pass
5732.750	-43.26	9.82	-25.0	18.26	37.00	Vertical	Horizontal	Pass
7141.250	-40.22	14.13	-25.0	15.22	119.00	Vertical	Horizontal	Pass
13369.500	-39.10	16.72	-25.0	14.10	360.00	Vertical	Horizontal	Pass

RSE(5G SA FCC)_5G N28_699-748_30MHz-10GHz



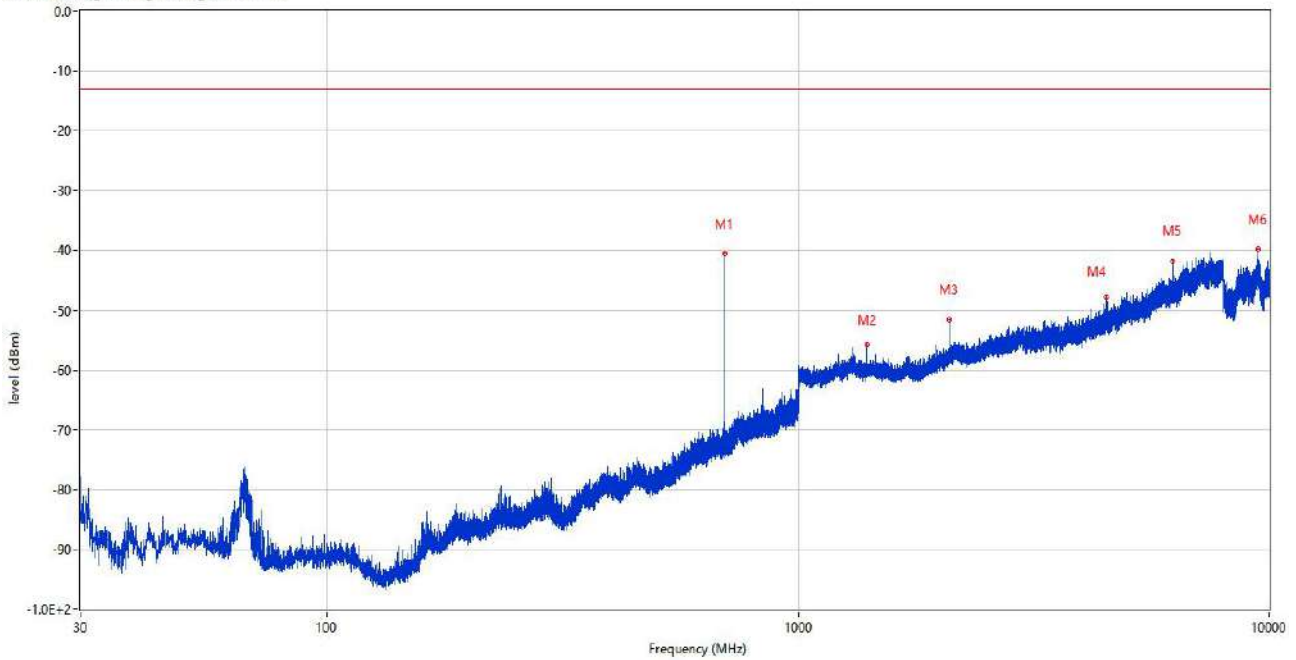
Frequency (MHz)	Result (dBm)	Factor (dB)	Limit (dBm)	Margin (dB)	Table (o)	ANT	EUT	Verdict
699.640	-35.26	0.81	-13.0	22.26	223.00	Horizontal	Horizontal	N/A
1400.200	-54.18	-5.29	-13.0	41.18	0.00	Horizontal	Horizontal	Pass
1715.100	-55.72	-5.30	-13.0	42.72	213.00	Horizontal	Horizontal	Pass
4336.750	-48.82	7.00	-13.0	35.82	122.00	Horizontal	Horizontal	Pass
7485.000	-40.45	14.32	-13.0	27.45	186.00	Horizontal	Horizontal	Pass
9453.400	-40.45	13.71	-13.0	27.45	266.00	Horizontal	Horizontal	Pass

RSE(5G SA FCC)_5G N28_699-748_30MHz-10GHz



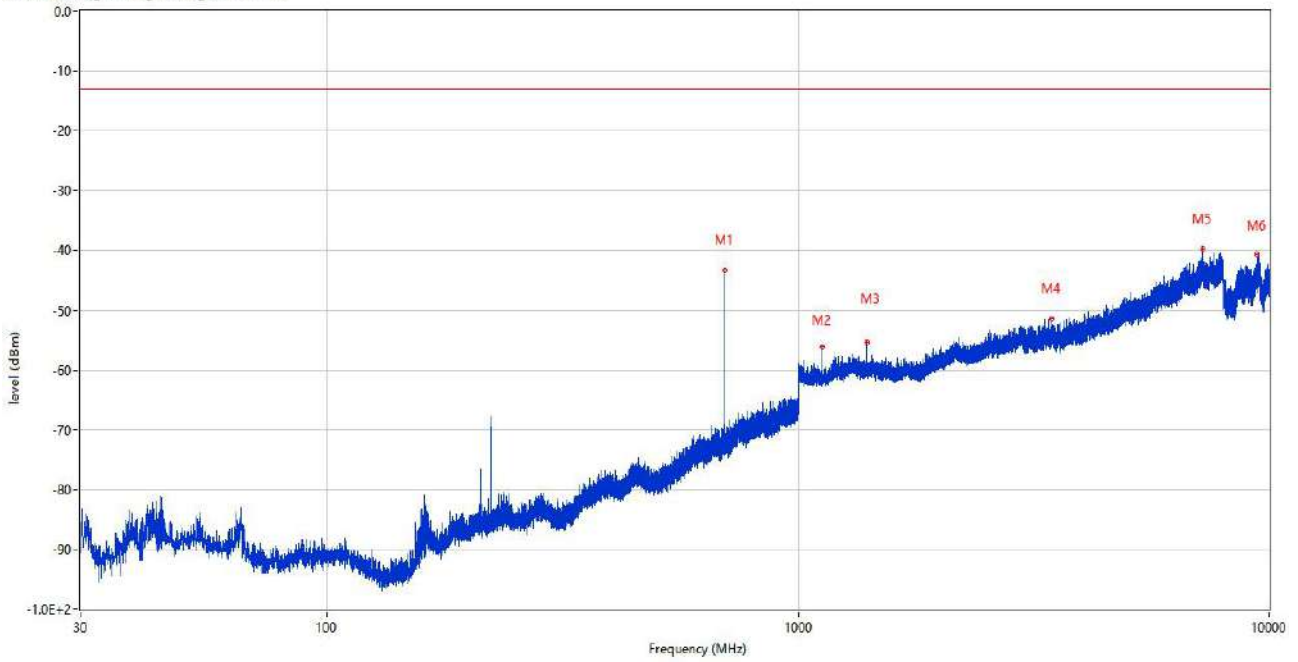
Frequency (MHz)	Result (dBm)	Factor (dB)	Limit (dBm)	Margin (dB)	Table (o)	ANT	EUT	Verdict
699.640	-39.50	0.81	-13.0	26.50	218.00	Horizontal	Vertical	N/A
1400.000	-55.15	-5.29	-13.0	42.15	0.00	Horizontal	Vertical	Pass
2099.700	-49.24	-2.51	-13.0	36.24	111.00	Horizontal	Vertical	Pass
4419.750	-49.38	7.14	-13.0	36.38	272.00	Horizontal	Vertical	Pass
7474.000	-40.50	14.65	-13.0	27.50	42.00	Horizontal	Vertical	Pass
9549.700	-41.20	13.32	-13.0	28.20	129.00	Horizontal	Vertical	Pass

RSE(5G SA FCC)_5G N28_699-748_30MHz-10GHz



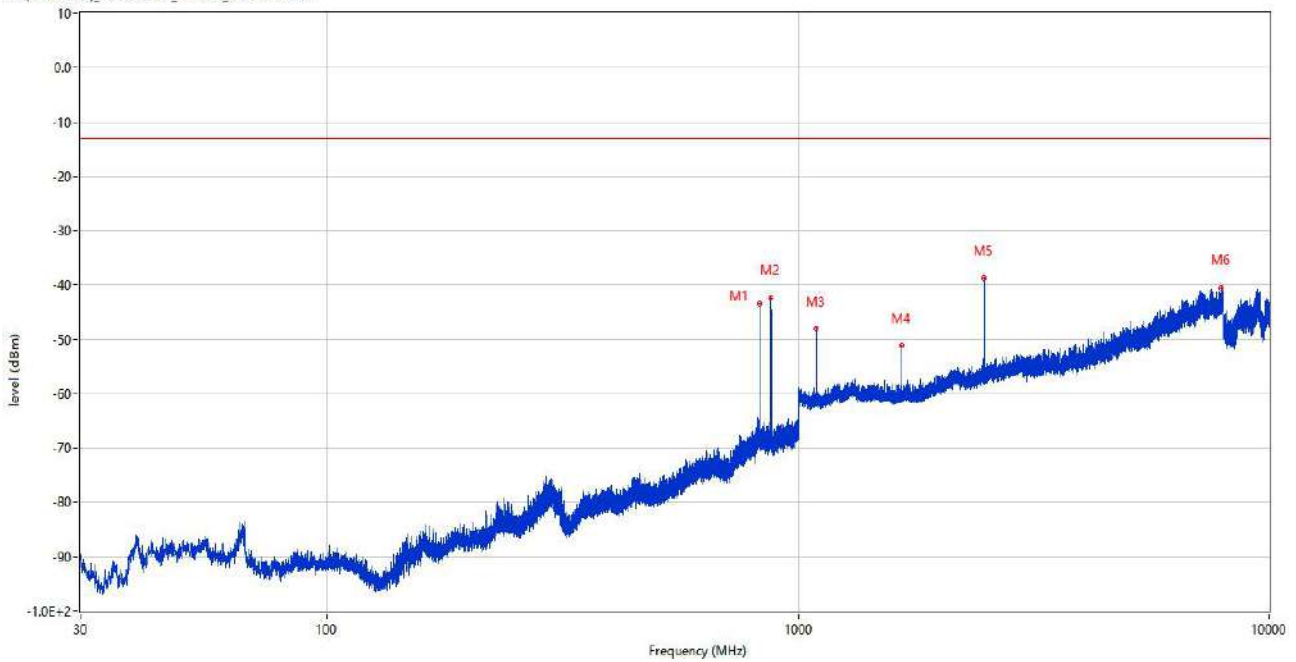
Frequency (MHz)	Result (dBm)	Factor (dB)	Limit (dBm)	Margin (dB)	Table (o)	ANT	EUT	Verdict
699.591	-40.55	0.81	-13.0	27.55	237.00	Vertical	Vertical	N/A
1400.100	-55.74	-5.29	-13.0	42.74	149.00	Vertical	Vertical	Pass
2099.500	-51.58	-2.52	-13.0	38.58	219.00	Vertical	Vertical	Pass
4507.750	-47.85	7.80	-13.0	34.85	143.00	Vertical	Vertical	Pass
6230.500	-41.80	11.94	-13.0	28.80	119.00	Vertical	Vertical	Pass
9466.500	-39.77	13.43	-13.0	26.77	337.00	Vertical	Vertical	Pass

RSE(5G SA FCC)_5G N28_699-748_30MHz-10GHz



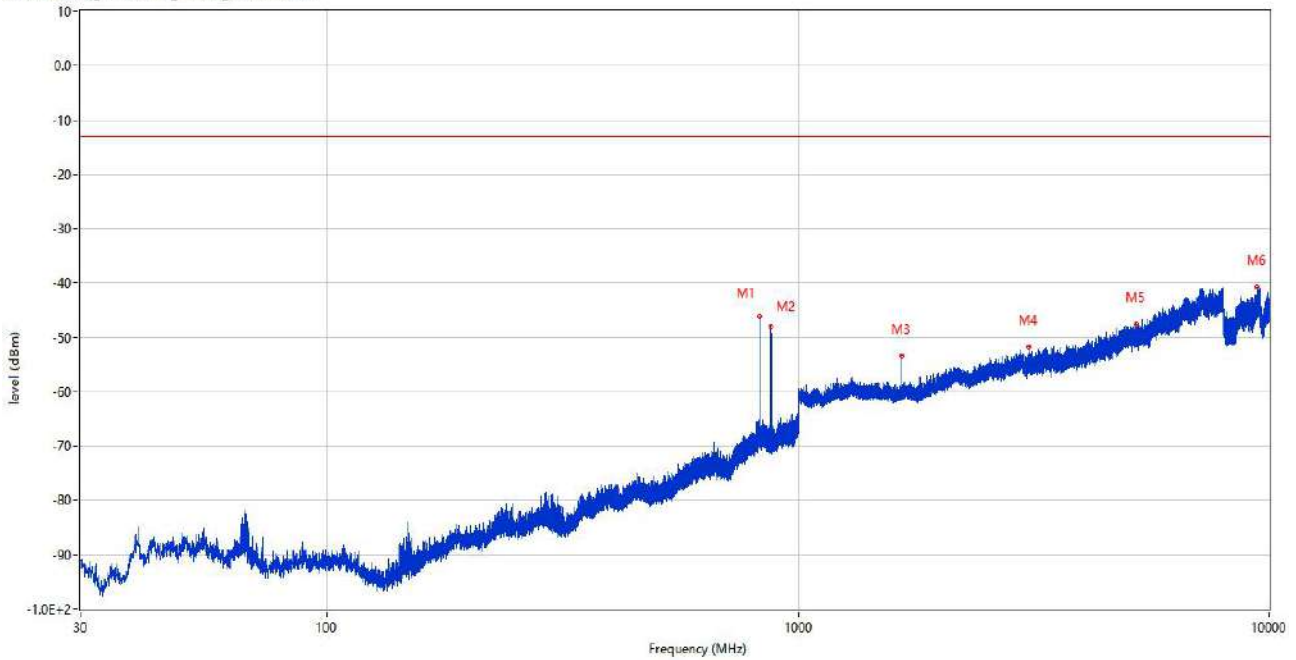
Frequency (MHz)	Result (dBm)	Factor (dB)	Limit (dBm)	Margin (dB)	Table (o)	ANT	EUT	Verdict
699.591	-43.31	0.81	-13.0	30.31	167.00	Vertical	Horizontal	N/A
1128.100	-56.04	-5.92	-13.0	43.04	226.00	Vertical	Horizontal	Pass
1399.800	-55.41	-5.31	-13.0	42.41	138.00	Vertical	Horizontal	Pass
3449.750	-51.38	4.92	-13.0	38.38	49.00	Vertical	Horizontal	Pass
7235.750	-39.72	14.81	-13.0	26.72	16.00	Vertical	Horizontal	Pass
9448.100	-40.66	13.76	-13.0	27.66	109.00	Vertical	Horizontal	Pass

RSE(5G SA FCC)_5G N5 & 26_814-849_30MHz-10GHz



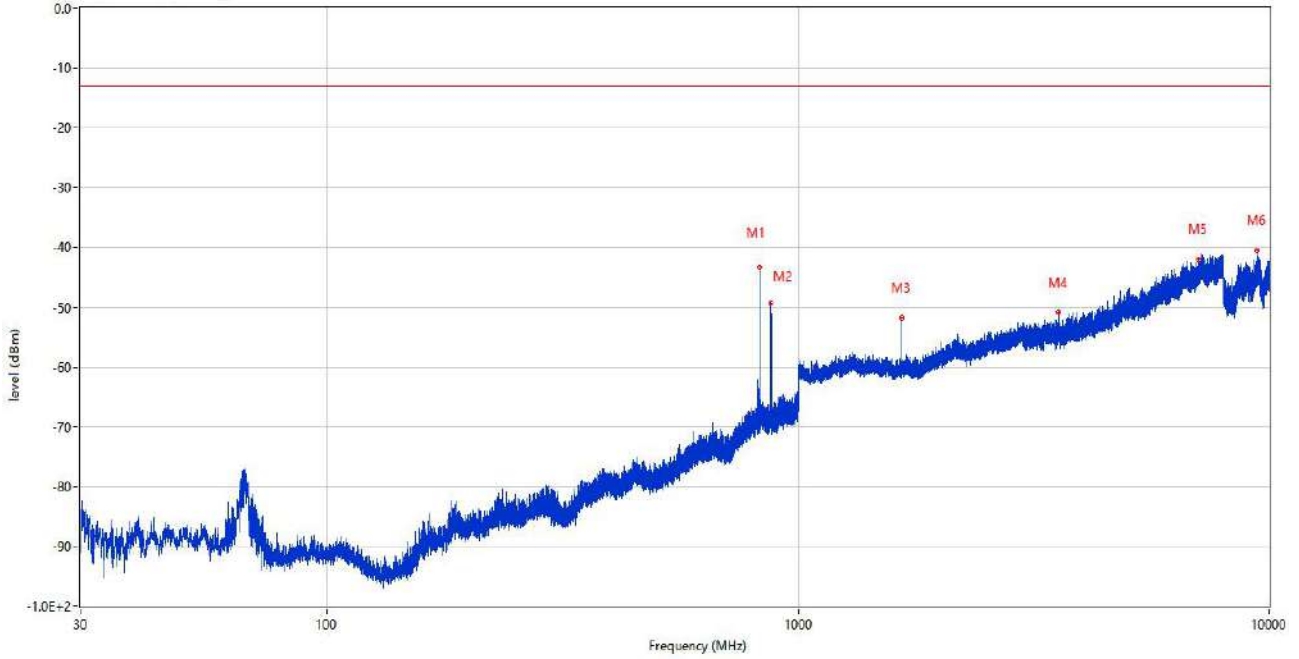
Frequency (MHz)	Result (dBm)	Factor (dB)	Limit (dBm)	Margin (dB)	Table (o)	ANT	EUT	Verdict
829.620	-43.55	4.61	-13.0	30.55	258.00	Horizontal	Horizontal	N/A
876.325	-42.32	4.03	-13.0	29.32	360.00	Horizontal	Horizontal	N/A
1091.700	-48.03	-5.96	-13.0	35.03	183.00	Horizontal	Horizontal	Pass
1660.200	-51.04	-5.57	-13.0	38.04	166.00	Horizontal	Horizontal	Pass
2489.500	-38.66	-1.21	-13.0	25.66	183.00	Horizontal	Horizontal	Pass
7903.250	-40.46	14.91	-13.0	27.46	218.00	Horizontal	Horizontal	Pass

RSE(5G SA FCC)_5G N5 & 26_814-849_30MHz-10GHz



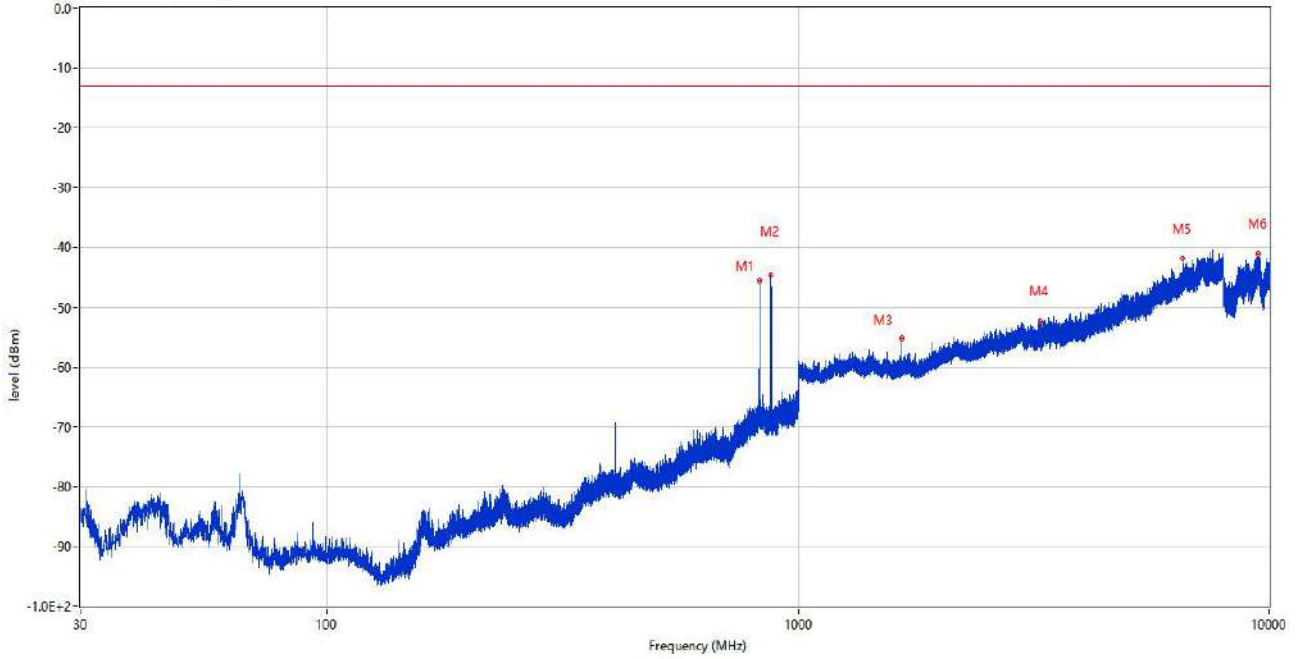
Frequency (MHz)	Result (dBm)	Factor (dB)	Limit (dBm)	Margin (dB)	Table (o)	ANT	EUT	Verdict
829.620	-46.09	4.61	-13.0	33.09	182.00	Horizontal	Vertical	N/A
874.724	-47.93	4.03	-13.0	34.93	357.00	Horizontal	Vertical	N/A
1660.300	-53.34	-5.58	-13.0	40.34	360.00	Horizontal	Vertical	Pass
3094.500	-51.73	4.19	-13.0	38.73	0.00	Horizontal	Vertical	Pass
5215.500	-47.63	8.60	-13.0	34.63	41.00	Horizontal	Vertical	Pass
9445.401	-40.80	13.74	-13.0	27.80	73.00	Horizontal	Vertical	Pass

RSE(5G SA FCC)_5G N5 & 26_814-849_30MHz-10GHz



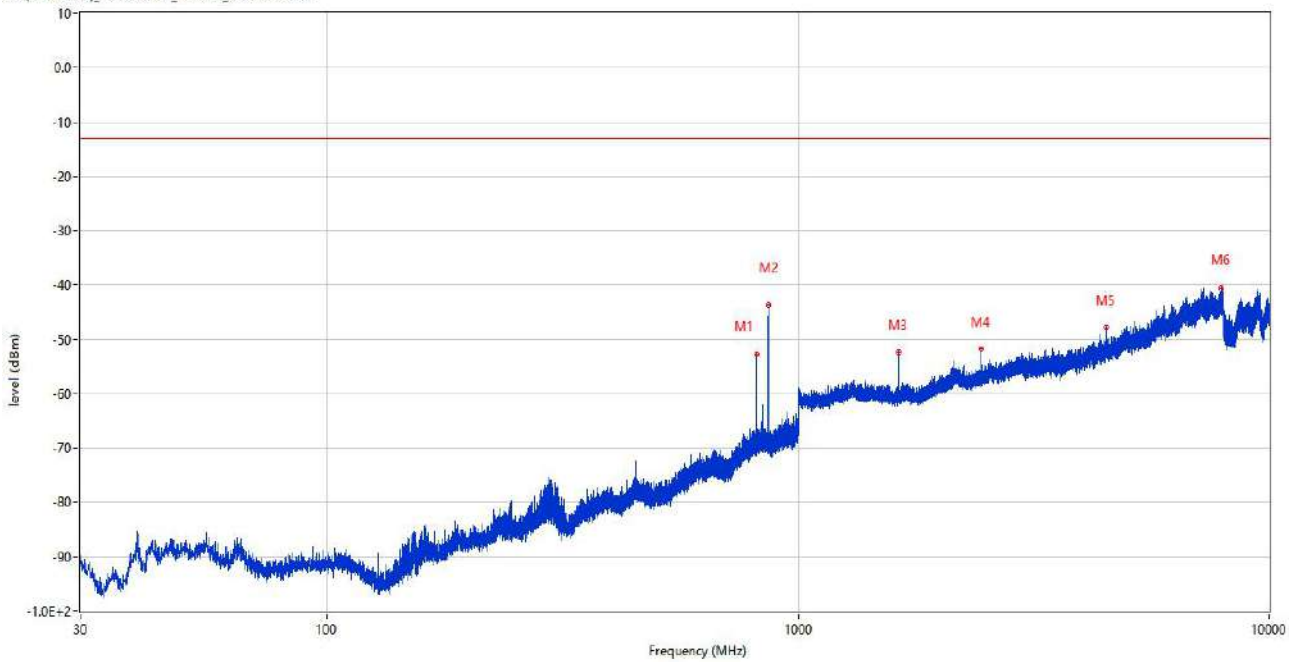
Frequency (MHz)	Result (dBm)	Factor (dB)	Limit (dBm)	Margin (dB)	Table (o)	ANT	EUT	Verdict
829.668	-43.26	4.61	-13.0	30.26	178.00	Vertical	Vertical	N/A
876.034	-49.25	4.10	-13.0	36.25	298.00	Vertical	Vertical	N/A
1660.300	-51.80	-5.58	-13.0	38.80	360.00	Vertical	Vertical	Pass
3565.750	-50.92	5.31	-13.0	37.92	160.00	Vertical	Vertical	Pass
7087.750	-42.00	13.68	-13.0	29.00	24.00	Vertical	Vertical	Pass
9447.599	-40.48	13.76	-13.0	27.48	92.00	Vertical	Vertical	Pass

RSE(5G SA FCC)_5G N5 & 26_814-849_30MHz-10GHz



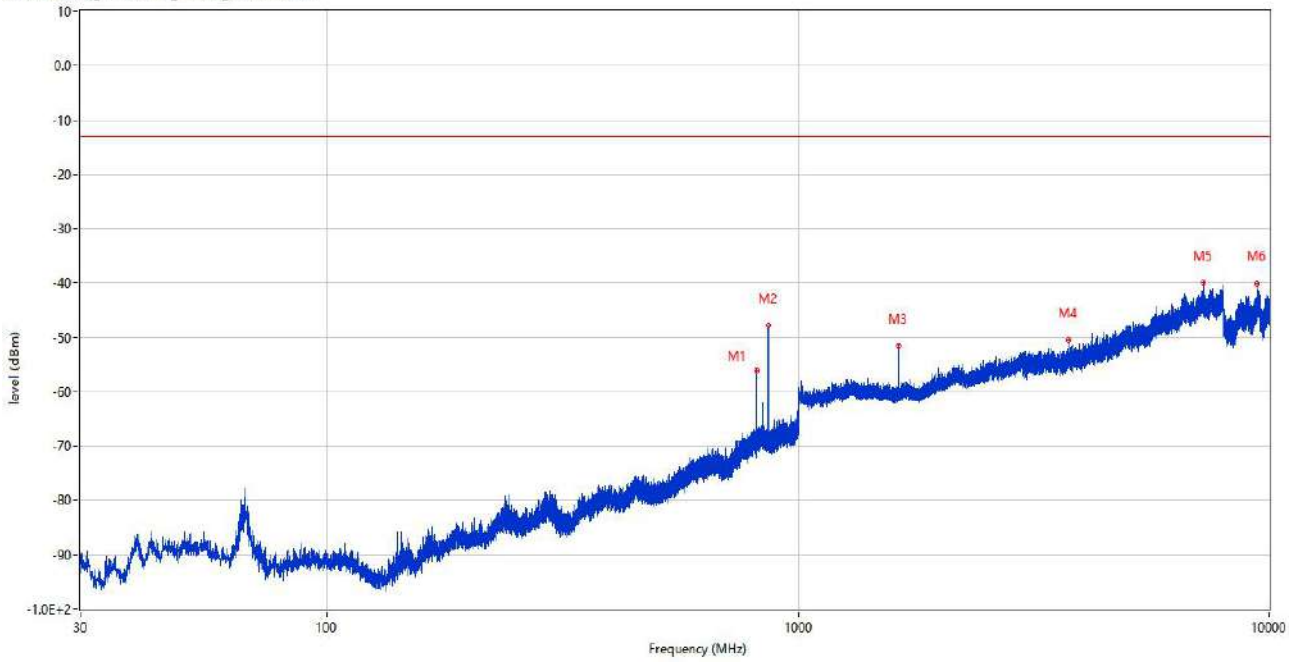
Frequency (MHz)	Result (dBm)	Factor (dB)	Limit (dBm)	Margin (dB)	Table (o)	ANT	EUT	Verdict
829.668	-45.49	4.61	-13.0	32.49	18.00	Vertical	Horizontal	N/A
875.743	-44.55	4.17	-13.0	31.55	56.00	Vertical	Horizontal	N/A
1660.000	-55.11	-5.59	-13.0	42.11	360.00	Vertical	Horizontal	Pass
3252.250	-52.27	3.88	-13.0	39.27	139.00	Vertical	Horizontal	Pass
6558.500	-41.87	12.56	-13.0	28.87	97.00	Vertical	Horizontal	Pass
9461.401	-41.05	13.54	-13.0	28.05	254.00	Vertical	Horizontal	Pass

RSE(5G SA FCC)_5G N5 & 26_814-849_30MHz-10GHz



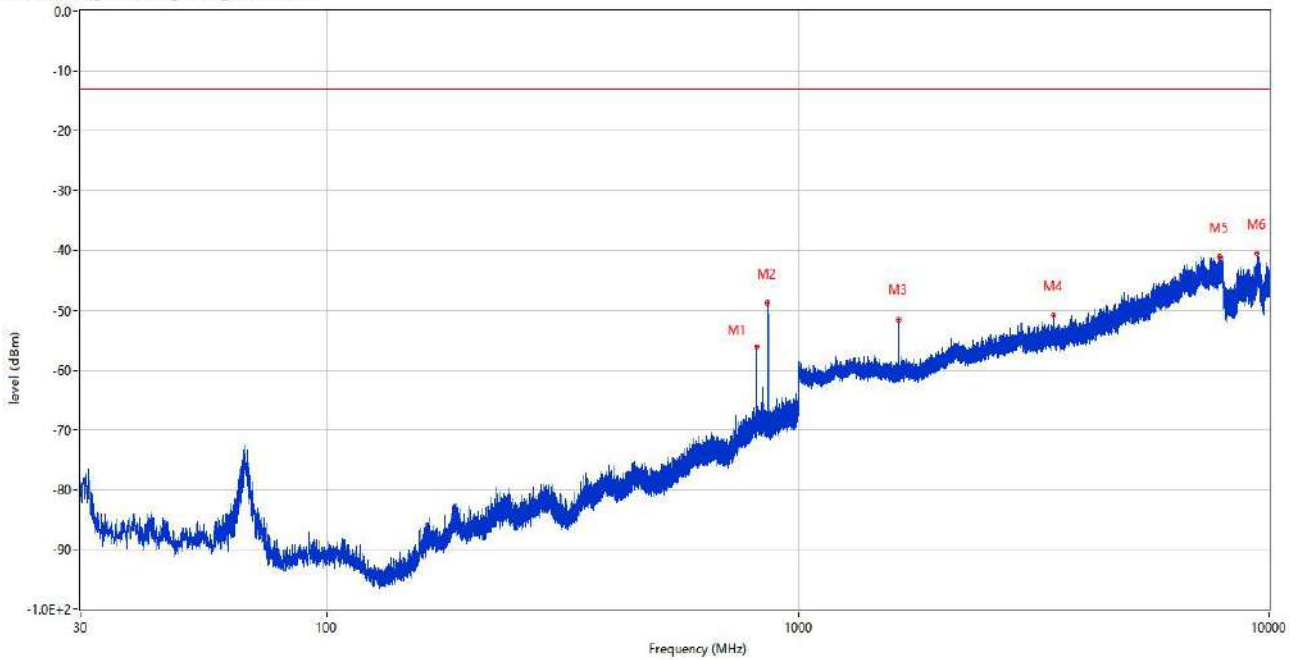
Frequency (MHz)	Result (dBm)	Factor (dB)	Limit (dBm)	Margin (dB)	Table (o)	ANT	EUT	Verdict
816.961	-52.85	3.78	-13.0	39.85	30.00	Horizontal	Horizontal	N/A
865.170	-43.59	3.28	-13.0	30.59	272.00	Horizontal	Horizontal	N/A
1635.000	-52.36	-5.91	-13.0	39.36	182.00	Horizontal	Horizontal	Pass
2452.100	-51.74	-1.32	-13.0	38.74	0.00	Horizontal	Horizontal	Pass
4522.500	-47.77	8.19	-13.0	34.77	1.00	Horizontal	Horizontal	Pass
7932.000	-40.45	15.11	-13.0	27.45	328.00	Horizontal	Horizontal	Pass

RSE(5G SA FCC)_5G N5 & 26_814-849_30MHz-10GHz



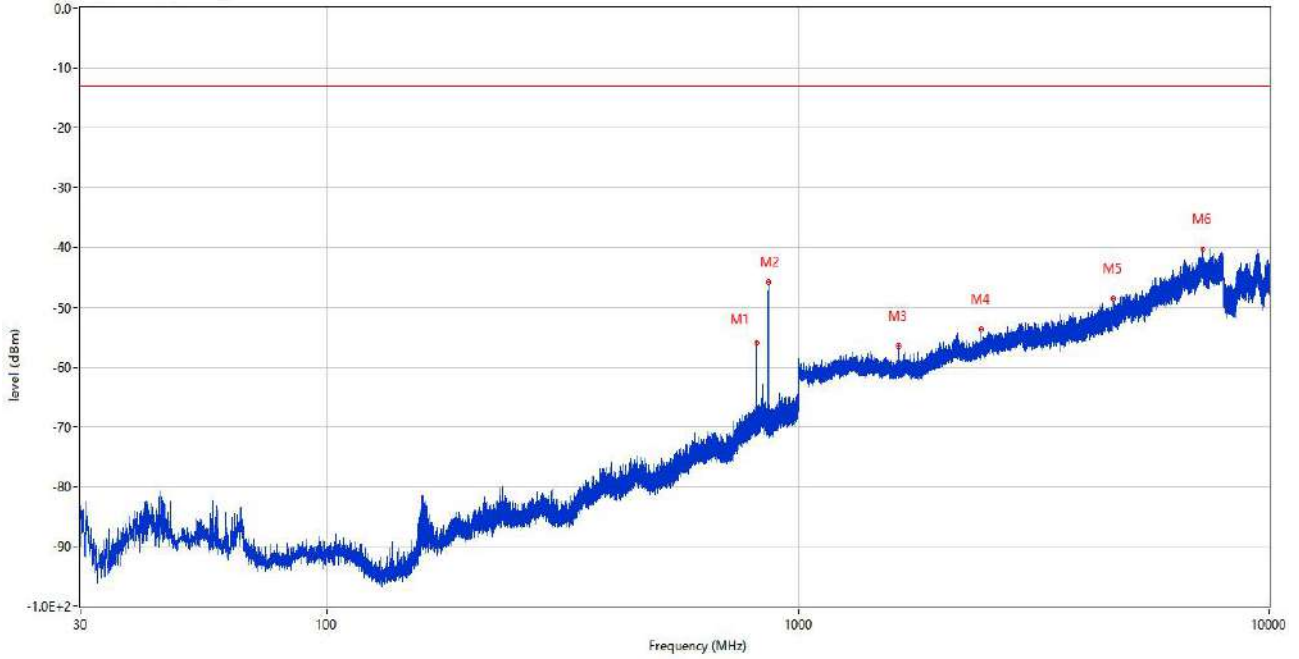
Frequency (MHz)	Result (dBm)	Factor (dB)	Limit (dBm)	Margin (dB)	Table (o)	ANT	EUT	Verdict
816.961	-56.18	3.78	-13.0	43.18	129.00	Horizontal	Vertical	N/A
865.122	-47.75	3.29	-13.0	34.75	323.00	Horizontal	Vertical	N/A
1634.700	-51.60	-5.93	-13.0	38.60	0.00	Horizontal	Vertical	Pass
3758.000	-50.50	5.70	-13.0	37.50	360.00	Horizontal	Vertical	Pass
7248.750	-40.01	14.93	-13.0	27.01	152.00	Horizontal	Vertical	Pass
9450.200	-40.04	13.78	-13.0	27.04	315.00	Horizontal	Vertical	Pass

RSE(5G SA FCC)_5G N5 & 26_814-849_30MHz-10GHz



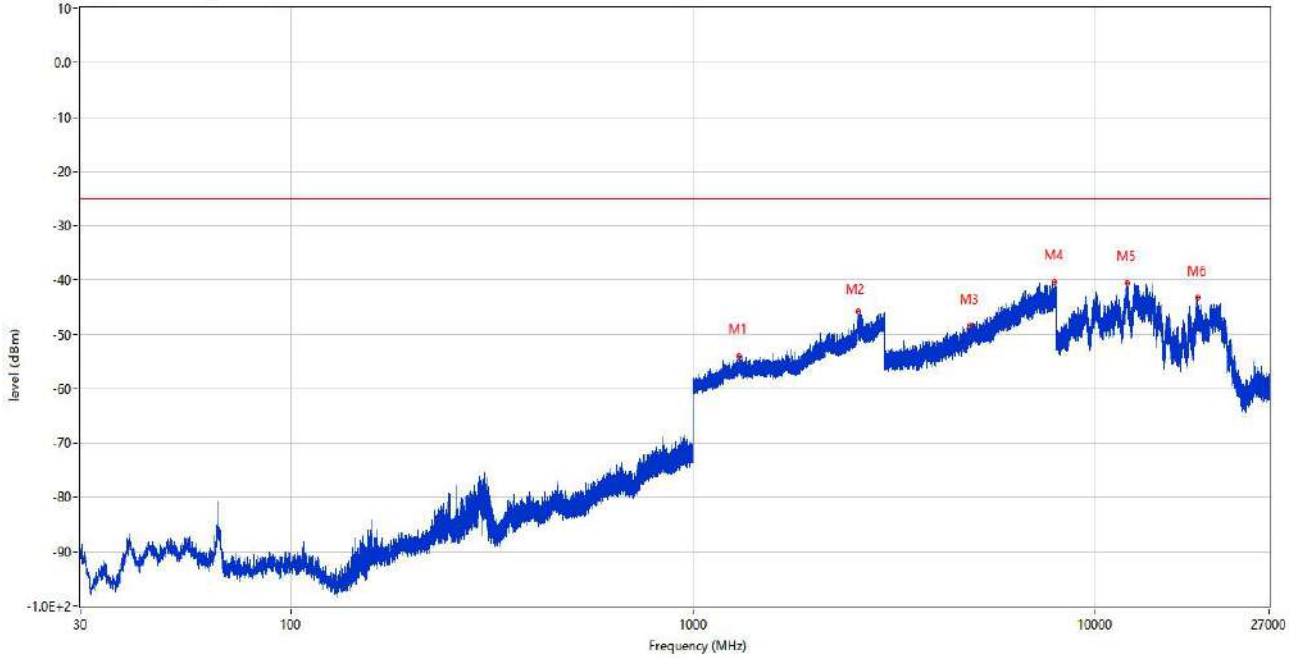
Frequency (MHz)	Result (dBm)	Factor (dB)	Limit (dBm)	Margin (dB)	Table (o)	ANT	EUT	Verdict
816.961	-56.21	3.78	-13.0	43.21	62.00	Vertical	Vertical	N/A
863.036	-48.85	3.42	-13.0	35.85	2.00	Vertical	Vertical	N/A
1634.700	-51.55	-5.93	-13.0	38.55	360.00	Vertical	Vertical	Pass
3485.000	-50.91	4.86	-13.0	37.91	256.00	Vertical	Vertical	Pass
7852.250	-41.07	14.61	-13.0	28.07	152.00	Vertical	Vertical	Pass
9448.600	-40.51	13.77	-13.0	27.51	17.00	Vertical	Vertical	Pass

RSE(5G SA FCC)_5G N5 & 26_814-849_30MHz-10GHz



Frequency (MHz)	Result (dBm)	Factor (dB)	Limit (dBm)	Margin (dB)	Table (o)	ANT	EUT	Verdict
817.010	-56.00	3.78	-13.0	43.00	360.00	Vertical	Horizontal	N/A
865.170	-45.71	3.28	-13.0	32.71	43.00	Vertical	Horizontal	N/A
1634.800	-56.45	-5.93	-13.0	43.45	323.00	Vertical	Horizontal	Pass
2451.900	-53.60	-1.32	-13.0	40.60	61.00	Vertical	Horizontal	Pass
4678.750	-48.52	7.81	-13.0	35.52	135.00	Vertical	Horizontal	Pass
7227.000	-40.28	14.41	-13.0	27.28	272.00	Vertical	Horizontal	Pass

RSE(5G SA FCC_5G N38 & 41(mid)_2570-2620_30MHz-27GHz



Frequency (MHz)	Result (dBm)	Factor (dB)	Limit (dBm)	Margin (dB)	Table (o)	ANT	EUT	Verdict
1296.200	-54.01	-1.07	-25.0	29.01	99.00	Horizontal	Horizontal	Pass
2572.000	-45.76	7.47	-25.0	20.76	0.00	Horizontal	Horizontal	N/A
4880.250	-48.35	8.07	-25.0	23.35	292.00	Horizontal	Horizontal	Pass
7899.000	-40.31	14.86	-25.0	15.31	360.00	Horizontal	Horizontal	Pass
11990.237	-40.55	13.86	-25.0	15.55	220.00	Horizontal	Horizontal	Pass
17958.001	-43.18	13.89	-25.0	18.18	39.00	Horizontal	Horizontal	Pass